

1 **LLIN Evaluation in Uganda Project (LLINEUP) -**
2 ***Plasmodium* infection prevalence and genotypic**
3 **markers of insecticide resistance in *Anopheles***
4 **vectors from 48 districts of Uganda**

5 Amy Lynd, Samuel Gonahasa, Sarah G Staedke, Ambrose Oruni, Catherine
6 Maiteki-Sebuguzi, Penny Hancock, Erin Knight, Grant Dorsey, Jimmy Opigo,
7 Adoke Yeka, Agaba Katureebe, Mary Kyohere, Janet Hemingway, Moses R
8 Kanya, Daniel McDermott, Eric R. Lucas and Martin J Donnelly

9

10

11 **Amy Lynd**

12 Liverpool School of Tropical Medicine, Pembroke Place, Liverpool L3 5QA, UK

13 amy.lynd@lstmed.ac.uk

14

15 **Samuel Gonahasa**

16 Infectious Diseases Research Collaboration, 2C Nakasero Hill Road, Kampala, Uganda

17 sgonahasa1983@gmail.com

18

19 **Sarah G Staedke**

20 Liverpool School of Tropical Medicine, Pembroke Place, Liverpool L3 5QA, UK

21 sarah.staedke@lstmed.ac.uk

22

23 **Ambrose Oruni**

24 Liverpool School of Tropical Medicine, Pembroke Place, Liverpool L3 5QA, UK

25 orambrose@yahoo.com

26

27 **Catherine Maiteki-Sebuguzi**

28 Infectious Diseases Research Collaboration, 2C Nakasero Hill Road, Kampala, Uganda

29 cmaiteki@yahoo.com

30

31 **Penny Hancock**

32 Imperial College, Norfolk Place, London, W2 1PG.

33 p.hancock@imperial.ac.uk

34

35 **Erin Knight**

36 Liverpool School of Tropical Medicine, Pembroke Place, Liverpool L3 5QA, UK

37 hleknight@liverpool.ac.uk

38

39 **Grant Dorsey**

40 University of California, San Francisco, San Francisco, CA 94110 USA

41 grant.dorsey@ucsf.edu

42

43 **Jimmy Opigo**

44 Uganda Ministry of Health, Kampala, Uganda

45 opigojimmy@gmail.com

46
47
48
49
50
51
52
53
54
55
56
57
58
59
60
61
62
63
64
65
66
67
68
69
70
71
72
73
74
75
76
77
78
79
80

Adoke Yeka

Infectious Diseases Research Collaboration, 2C Nakasero Hill Road, Kampala, Uganda
yadoke@yahoo.com

Agaba Katureebe

Infectious Diseases Research Collaboration, 2C Nakasero Hill Road, Kampala, Uganda
akatureebe@idrc-uganda.org

Mary Kyohere

Infectious Diseases Research Collaboration, 2C Nakasero Hill Road, Kampala, Uganda
mkyohere@idrc-uganda.org

Janet Hemingway

Liverpool School of Tropical Medicine, Pembroke Place, Liverpool L3 5QA, UK
Janet.Hemingway@lstm.ac.uk

Moses R Kanya

Makerere University College of Health Sciences
Infectious Diseases Research Collaboration, 2C Nakasero Hill Road, Kampala, Uganda
mkanya@infocom.co.ug

Daniel McDermott

Liverpool School of Tropical Medicine, Pembroke Place, Liverpool L3 5QA, UK
daniel.mcdermott@lstm.ac.uk

Eric R Lucas

Liverpool School of Tropical Medicine, Pembroke Place, Liverpool L3 5QA, UK
eric.lucas@lstm.ac.uk

***Martin J Donnelly**

Liverpool School of Tropical Medicine, Pembroke Place, Liverpool L3 5QA, UK
martin.donnelly@lstm.ac.uk

* Corresponding author

81 **Abstract**

82 **Background**

83 In 2017-2019, we conducted a large-scale, cluster-randomised trial (LLINEUP) to
84 evaluate long-lasting insecticidal nets (LLINs) treated with a pyrethroid
85 insecticide plus the synergist piperonyl butoxide (PBO LLINs), as compared to
86 conventional, pyrethroid-only LLINs across 104 health sub-districts (HSDs) in
87 Uganda. In LLINEUP, and similar trials in Tanzania, PBO LLINs were found to
88 provide greater protection against malaria than conventional LLINs, reducing
89 parasitaemia and vector density. In the LLINEUP trial, cross-sectional
90 entomological surveys were carried out at baseline and then every 6 months for
91 two years. In each survey, ten households per HSD were randomly selected for
92 indoor household entomological collections.

93 **Results**

94 Overall, 5395 female *Anopheles* mosquitoes were collected from 5046
95 households. The proportion of mosquitoes infected with *Plasmodium falciparum*
96 did not change significantly over time, while infection with non-*falciparum*
97 malaria decreased in *An. gambiae* s.s, but not *An. funestus*. The frequency of
98 genetic markers associated with pyrethroid resistance increased significantly
99 over time, but the rate of change was not different between the two LLIN types.
100 The knock-down resistance (*kdr*) mutation *Vgsc*-995S declined over time as
101 *Vgsc*-995F, the alternative resistance mutation at this codon, increased. *Vgsc*-
102 995F appears to be spreading into Uganda.

103 **Conclusions**

104 Distribution of LLINs in Uganda was associated with reductions in parasite
105 prevalence and vector density, but the proportion of infective mosquitoes
106 remained stable, suggesting that the potential for transmission persisted. The
107 increased frequency of markers of pyrethroid resistance indicates that LLIN
108 distribution favoured the evolution of resistance within local vectors and
109 highlights the potential benefits of resistance management strategies.

110 *Trial registration: This study is registered with ISRCTN, ISRCTN17516395.*

111 *Registered 14 February 2017, <http://www.isrctn.com/ISRCTN17516395>*

112 **Key words: malaria, long-lasting insecticidal nets (LLINs),**
113 **piperonyl butoxide (PBO), Uganda, cluster-randomised trial,**
114 **vector control, insecticide resistance**

115

116 **Background**

117 Long-lasting insecticidal nets (LLINs) are the principal tool for malaria control in
118 Africa and were the major driver of the decline in malaria mortality between
119 2000-2015 (Bhatt et al. 2015; World Health Organization 2016). Growing
120 concerns over the rapid spread of resistance to the pyrethroid insecticides with
121 which the nets are treated (Hemingway et al. 2016; Glunt et al. 2018) have been
122 partially assuaged by promising trials of new generation LLINs treated with the
123 synergist piperonyl butoxide (PBO) (Protopopoff et al. 2018; Tiono et al. 2018;
124 Staedke et al. 2020; Maiteki-Sebuguzi et al. 2022), which inhibits the activity of
125 cytochrome P450s, one of the major causes of insecticide resistance in malaria
126 vectors. The LLIN Evaluation in Uganda Project (LLINEUP), was a cluster
127 randomised trial of conventional LLINs (PermaNet 2.0 and Olyset) and PBO-LLINs

128 (PermaNet 3.0 and Olyset Plus). The trial found that parasite prevalence,
129 adjusted for baseline, was 20% lower in children from communities receiving
130 PBO LLINs than in those receiving conventional LLINs, for up to 25 months post-
131 LLIN distribution (parasite prevalence ratio 0·80 [95% CI 0·69–0·93], $p=0\cdot0048$)
132 (Maiteki-Sebuguzi et al. 2022). Vector abundance, again adjusted for baseline,
133 was 73% lower in PBO communities than in non-PBO communities (Vector
134 density ratio 0·27 [95% CI 0·21–0·36], $p<0\cdot0001$)(Maiteki-Sebuguzi et al. 2022) .

135 In this paper we report on the frequency of molecular markers of insecticide
136 resistance between the study arms, and over the course of the trial. Insecticide
137 resistance is widespread in malaria vectors in Uganda (Maweje et al. 2013;
138 Abeku et al. 2017; Okia et al. 2018; Lynd et al. 2019; Njoroge et al. 2022), and
139 has been implicated in the limited epidemiological impact of vector control
140 campaigns (Kigozi et al. 2012; Katureebe et al. 2016; Epstein et al. 2022). The
141 WHO has identified insecticide resistance management (IRM) as a key strategy
142 to prolong the effective lifespan of insecticide-based interventions (World Health
143 Organization 2012). A central tenet of IRM programmes is that use of insecticides
144 within the public health sector selects for resistance and therefore the rational
145 deployment of resistance management tools through rotations, mixtures and
146 mosaics *etc.* can delay the onset of resistance. However, it is unclear whether
147 the application of insecticides for public health is the primary driver of insecticide
148 resistance, or whether use of insecticides for agriculture contributes.

149 Demonstrating the role of the former is important for developing IRM strategies.

150 The scale and diverse ecologies over which the LLINEUP trial was conducted
151 afforded us the opportunity to test three hypotheses:

152

153 H₁- the use of pyrethroid insecticides on LLINs selects for an increase in
154 frequency of molecular markers of pyrethroid resistance over the course of the
155 intervention.

156

157 A key assumption of IRM strategies is that the use of insecticide synergists, such
158 as PBO, should retard the evolution of resistance. We examine whether there
159 was any evidence for differences in resistance marker frequency changes
160 between intervention arms receiving conventional LLINs and those receiving
161 PBO-LLINs. A priori we proposed the following hypothesis:

162

163 H₂. The rate of change in frequency in cytochrome P450 resistance markers will
164 differ in *An. gambiae s.s.* populations from clusters which received PBO-LLINs vs
165 conventional LLINs

166

167 One of the resistance markers we genotype, the *Cyp6aap-Dup1* haplotype, is
168 more strongly associated with resistance to Class II pyrethroids (including
169 deltamethrin and α -cypermethrin) than to Class I pyrethroids (permethrin)
170 (Njoroge et al. 2022). We therefore propose:

171

172 H₃. The rate of increase in the *Cyp6aap-Dup1*; ZZB-TE, *Cyp6p4-236M* triple
173 mutant haplotype will be greater in *An. gambiae s.s.* populations from clusters

174 which received conventional deltamethrin LLINs (PermaNet 2.0) relative to
175 clusters which received conventional permethrin LLINs (Olyset).

176 **Methods**

177 ***Household selection, mosquito collection and processing.***

178 Full details of the sampling procedures are given in (Lynd et al. 2019; Staedke et
179 al. 2019), Figure 1. In brief, in each round of surveys, 50 households were
180 randomly selected from an enumeration list of households in each of the 104
181 health sub-districts (HSDs) for the cross-sectional community surveys. Of those
182 50 households, 10 were randomly selected to take part in the entomology
183 surveys, giving a maximum of 1040 households for entomological surveillance. In
184 the final round of surveys (25 months post net distribution) it was only possible
185 to survey 90 of the 104 HSDs due to restrictions resulting from the COVID-19
186 pandemic. Mosquitoes were collected using Prokopack aspirators (Vazquez-
187 Prokopec et al. 2009) and DNA extractions were carried out on the head and
188 thorax using Nexttec Biotechnologie DNA extraction plates (Nexttec
189 Biotechnologie GmbH, Hilgertshausen, Germany). *Anopheles gambiae s.l.* and
190 *An. funestus s.l.* mosquitoes were identified to species level by PCR (Koekemoer
191 et al. 2002; Santolamazza et al. 2008). Malaria infections in *An. gambiae s.l.* and
192 *An. funestus s.l.* were detected by a *P. falciparum*, *P. vivax*, *P. ovale* and *P.*
193 *malariae* Taqman assay (Bass et al. 2008). *An. gambiae s.s.* females were
194 screened for pyrethroid resistance mutations; *Vgsc*- 995F, *Vgsc*-995S, *Vgsc*-
195 1570Y, *Cyp6aap*-Dup1 triple mutant haplotype (consisting of *Cyp6aap*-Dup1
196 itself, *Cyp6p4*-236M and the transposable element insertion ZZB), *Cyp4J5*-43F
197 and *Coeae1d* following standard protocols (Bass et al. 2007; Jones et al. 2012;
198 Lynd et al. 2018; Weetman et al. 2018; Njoroge et al. 2022). The 2La

182 chromosome inversion karyotype of *An. gambiae s.s.* specimens was assessed
183 by PCR (White et al. 2007).
184 Data analysis was carried out in R statistical software version 4.1.3 (R Core Team
185 2015). Analysis of molecular marker frequency data used General Linear Models
186 with logit link function for a binomial dependent variable, implemented in the R
187 package glmmTMB (Brooks et al. 2017). Spatiotemporal variation in marker
188 frequencies was analysed by fitting a Bayesian geostatistical model to the
189 frequencies of each marker observed in the mosquitoes collected from each
190 household in rounds 1-5 (Hancock et al. 2022). The numbers of each allele
191 present in each sample were assumed to follow a binomial distribution, with a
192 mean probability modelled as a spatiotemporal random effect depending on
193 latitude, longitude and round. Spatial autocorrelation was modelled using a
194 Gaussian Markov random field and temporal autocorrelation was an
195 autoregressive model of order 1. Models were fitted using the R-INLA package
196 (Rue et al. 2009; Lindgren et al. 2011).
197 *Anopheles* household abundance data were reported previously in the main trial
198 papers (Staedke et al. 2020; Maiteki-Sebuguzi et al. 2022) with molecular data
199 from baseline collections published in the baseline entomology paper (Lynd et al.
200 2019). All data from the 6, 12, 18 and 25 month collection rounds and associated
201 analyses are novel to this manuscript. All collection data and analytical routines
202 are available on GitHub (<https://github.com/vigg-lstm/llineup-genotyping>).

203 **Results**

204 Overall, 5395 female *Anopheles* mosquitoes were collected from 5046
205 households in the five surveys (Table 1), including 1797 in round 1 (baseline
206 survey), 423 in round 2 (6-months post-LLIN distribution), 755 in round 3 (12-
207 months), 1093 in round 4 (18-months) and 1327 in round 5 (25-months). At
208 baseline, the prevalence of *Plasmodium falciparum* sporozoite infection in *An.*

209 *gambiae* s.s. was 5.6% (72/1284) and in *An. funestus* was 3.5% (15/432). Other
210 plasmodium species (*P. vivax*, *P. ovale*, and *P. malariae*) were detected less
211 commonly in both *An. gambiae* s.s. (1.2%, 16/1284) and *An. funestus* (1.4%,
212 6/432) (Lynd et al. 2019). No *Plasmodium* infections were detected in *An.*
213 *arabiensis* (Supplementary Table 1) and they were excluded from further
214 analysis. The prevalence of *P. falciparum* infection in *Anopheles* mosquitoes did
215 not change significantly over the course of the study. In contrast, the combined
216 prevalence of other *Plasmodium* species decreased significantly in *An. gambiae*,
217 but not *An. funestus* (Figure 2; Table 2). There was no evidence for a significant
218 interaction between collection round and study arm (ie, a difference in the slope
219 of infection prevalence over time between intervention arms) for either *P.*
220 *falciparum* or other non-falciparum *Plasmodia*.

221 We screened for insecticide resistance markers only in *An. gambiae* s.s. as it is
222 the primary malaria vector in Uganda, and the species for which the most
223 resistance marker data are available. The resistance associated variant *Vgsc*-
224 1570Y was not found in any specimen and is not discussed further. There was no
225 significant association between any of the genotypic markers screened and
226 infection with *P. falciparum* or the other non-falciparum *Plasmodia*
227 (Supplementary Figure 1).

228 Collections were conducted over 5 rounds, but mosquito numbers dropped
229 sharply after the LLINs were distributed, as previously reported (Staedke et al.
230 2020; Maiteki-Sebuguzi et al. 2022), with a notable increase by round 5 (Table
231 1). Thus, few mosquito samples were available for evaluation in intermediate
232 rounds, particularly in communities that received PBO LLINs. We therefore ran
233 the analysis of genotype frequencies both using data from across all rounds, and

234 focusing on comparisons between baseline and Round 5 (Table 3 and Maiteki-
235 Sebuguzi et al. (2022)).

236

237 H₁- the use of pyrethroid insecticides on LLINs selects for an increase in
238 frequency of molecular markers of pyrethroid resistance over the course of the
239 intervention.

240

241 Six pyrethroid resistance markers showed a significant change in frequency
242 (*Vgsc-995S*; *Vgsc-995F*; *Cyp4j5-43F*; *Cyp6aap-Dup1*; ZZB-TE, *Cyp6p4-236M*)
243 (Figure 3 and Table 3), either over the course of study follow-up (Table 3 Model
244 1), or when comparing frequencies at baseline with those from the final
245 collection round (Table 3 Model 2). *Cyp6aap-Dup1*; ZZB-TE, *Cyp6p4-236M* are in
246 near full linkage disequilibrium on a triple-mutant haplotype (Njoroge et al.
247 2022), so subsequent analyses focused on *Cyp6p4-236M* as representative of
248 this haplotype. No significant changes in frequency for 2La or *Coeae1d*
249 resistance markers were observed. In the 25 months following LLIN distribution,
250 all resistance markers increased significantly in frequency, except for *Vgsc-995S*
251 which decreased significantly, consistent with the hypothesis that LLINs treated
252 with pyrethroids (a public health intervention) exert selective pressure and drive
253 pyrethroid resistance. The *Vgsc-995S* mutation is in negative linkage with *Vgsc-*
254 *995F*, with relatively few wild-type alleles in the population (Lynd et al. 2019).
255 Thus, the decrease in *Vgsc-995S* is an expected consequence of the increase in
256 *Vgsc-995F*.

257 Mapping the change in frequency of *Vgsc*-995F suggested that this mutation
258 gradually spread from the North-West of the country over the 2-year study
259 period (Figure 4). In contrast, the increase in frequency of *Cyp4j5*-43F occurred
260 in all areas, and particularly in the Southern regions. At baseline, the *Cyp6p4*-
261 236M (triple-mutant haplotype) was already present at high frequency (>65%)
262 across the study area, and the greatest increases in frequency of this allele were
263 in the North-East, where the baseline frequencies were lowest.

264

265 H₂. The rate of change in frequency of cytochrome P450 resistance markers will
266 differ in *An. gambiae s.s.* populations from clusters which received PBO-LLINs vs
267 conventional LLINs

268

269 *Cyp4j5*-43F and *Cyp6p4*-236M (triple-mutant haplotype) showed contrasting
270 trends in frequency (Fig. 3). For *Cyp4j5*-43F, the interaction between collection
271 round and LLIN arm was significant, both over the course of the study (Table 3
272 Model 3) and when comparing pre-LLIN distribution frequencies with the final
273 collection round (Table 3 Model 4). The direction of the interaction indicates that
274 the rate of increase in this P450-mediated resistance mechanism is, perhaps
275 counter-intuitively, higher in clusters which received PBO-LLINs. Conversely there
276 was no evidence for a significant interaction between round and intervention arm
277 for the triple haplotype marker, *Cyp6p4*-236M.

278

279 H₃. The rate of increase in the triple mutant haplotype will be greater in *An.*
280 *gambiae* s.s. populations from clusters which receive deltamethrin LLINs
281 (PermaNet 2.0) relative to clusters which receive permethrin LLINs (Olyset).

282 There was no evidence that rates of change in frequency of the triple-mutant
283 haplotype were different between clusters receiving conventional LLINs treated
284 with either permethrin or deltamethrin (Table 3 models 5 and 6).

285 **Discussion**

286 To investigate the impact of LLINs on the emergence and spread of insecticide
287 resistance in Uganda, we evaluated *Anopheles* mosquitoes collected from 48
288 districts over the 2-year follow-up period of the LLINEUP trial. We found that
289 although parasite prevalence and vector density decreased in both study arms
290 following the distribution of LLINs (Maiteki-Sebuguzi et al. 2022), the rate of
291 infection with *Plasmodium falciparum* in sampled mosquitoes did not change
292 significantly over the study, while rates of infection with other *Plasmodium*
293 species decreased significantly in *An. gambiae*, but not *An. funestus*. Since the
294 number of mosquitoes collected following LLIN distribution was low, it is possible
295 that the lack of significance is a result of low statistical power. However, in the
296 case of *An. funestus*, there was no suggestion of an overall decrease in infection
297 over time (the model coefficient was positive). The reduction in parasite
298 prevalence (Maiteki-Sebuguzi et al. 2022) and mosquito numbers does not
299 appear to have markedly reduced sporozoite rates in the *Anopheles* vectors
300 analysed. In the LLINEUP trial, the reduction in parasite prevalence was observed
301 in children aged 2-10 years. It is possible that parasitaemia in older children and
302 adults persisted, thus providing opportunities for mosquitoes to take infected
303 blood meals from this reservoir of older residents. Increased mosquito mortality,
304 inferred from reduced vector collections, is expected to result in a younger

305 mosquito population, leading to a smaller proportion of mosquitoes living long
306 enough to become infective. However, increased adult mortality does not
307 necessarily result in a younger age distribution if it causes a population decline
308 (Abrams 1993), and mosquito infection rate may therefore be unaffected.

309 We found no evidence of association between resistance marker genotype and
310 infection status. These results contrast to those from a previous study which
311 detected an association between *Vgsc*-995S genotype and infection, consistent
312 with the hypothesis that mosquitoes carrying resistant alleles had increased
313 longevity and were therefore more likely to survive the parasite extrinsic
314 incubation period (Kabula et al. 2016). One difference that could explain these
315 results is that overall *Vgsc*-995 and *Cyp6p4*-236M mutant frequencies were high
316 in our study, with very few wild-type alleles found in the population. There may
317 therefore have been too few fully susceptible individuals to detect an effect of
318 resistance on *Plasmodium* infection.

319 There was clear evidence of increases in genotypic markers of pyrethroid
320 resistance over the study. Although it not possible to randomise resistance
321 between trial arms, it is most likely that the increases in resistance variants were
322 associated with the distribution of LLINs as the mosquitoes were collected from
323 HSDs representing $\approx 40\%$ of the surface area of Uganda, encompassing marked
324 differences in ecology, altitude, socio-economic status of communities etc
325 (Maiteki-Sebuguzi et al. 2022). Previous work to correlate LLIN distributions with
326 changes in resistance have yielded contrasting results, arguably due to their
327 reliance upon inherently noisy resistance phenotyping approaches (Implications
328 of Insecticide Resistance Consortium 2018). Our use of genotypic markers
329 provides a metric that can be accurately quantified, reducing the noise in the
330 statistical analysis. The significant increase in *Vgsc*-995F frequency at the

331 expense of the alternative *Vgsc*-995S allele suggests that the former mutation is
332 gradually replacing the latter, and mapping of allele frequencies indicates that
333 this replacement is centred in the North-West of the country. *Vgsc*-995F is a
334 predominantly West- and Central-African allele, and thus its higher frequency in
335 the North-Western part of Uganda is consistent with a gradual spread eastwards.
336 The *Vgsc*-995F was first observed in *An. gambiae s.s.* from the region in 2012
337 (Ochomo et al. 2015). At this time the *Vgsc*-995S variant was near fixation
338 (Mathias et al. 2011) and analyses suggested that the *Vgsc*-995S mutation was
339 older (Lynd et al. 2010) and more strongly associated with DDT rather than
340 pyrethroid resistance (Reimer et al. 2005; Donnelly et al. 2016). The increase in
341 frequency of the *Vgsc*-995F mutation provides additional support to our
342 contention that LLINs are a major driver of pyrethroid resistance.

343 PBO LLINs have been promoted as an intervention that can overcome, at least in
344 part, cytochrome P450-mediated resistance. A priori we would have predicted
345 that mosquito populations sampled from communities that received PBO LLINs
346 would show a decrease in P450-resistance markers relative to conventional
347 LLINs. However whilst there were contrasting patterns observed between
348 different P450 marker systems, the only evidence of a significant change was a
349 relative increase in frequency of the *Cyp4j5*-43F marker. It may be that
350 incomplete suppression of cytochrome P450s does not remove the selective
351 pressure to upregulate this form of resistance, but rather escalates an arms race
352 in which mosquitoes further upregulate cytochrome P450-mediated resistance to
353 overcome the suppressive effects of PBO.

354 **Conclusions**

355 The large-scale deployment of LLINs in Uganda in 2017-2019 was associated
356 with an increase in the frequency of genotypic markers of pyrethroid resistance,

357 but not in the frequency of *P. falciparum* infection in mosquitoes. The reduction
358 in malaria prevalence resulting from the LLIN distribution campaign was
359 therefore likely the result of decreased mosquito numbers, rather than fewer
360 infective mosquitoes. The increase in resistance allele frequency suggests that
361 public health interventions, such as LLINs, can apply selective pressure which
362 drives the evolution of insecticide resistance, supporting the need for resistance
363 management strategies.

364

365 **Declarations**

366 ***Ethics approval and consent to participate***

367 The study was approved by the Ugandan National Council for Science and
368 Technology (UNCST Ref HS 2176), Makerere University School of Medicine
369 Research & Ethics Committee (SOMREC 2016-133), London School of Hygiene &
370 Tropical Medicine Ethics Committee (LSHTM Ref 12019), and the Liverpool School
371 of Tropical Medicine (Ref 16-072), which sponsored the study. Written informed
372 consent to participate in the study was obtained by the head of household (or
373 their designate) for all participating households.

374 ***Consent for publication***

375 Not applicable

376 ***Availability of data and material***

377 The datasets reported herein are publicly available in the GitHub repository
378 <https://github.com/vigg-lstm/llineup-genotyping>, as are the scripts used in the
379 analysis of these data.

380 ***Competing interests***

381 The authors declare that they have no competing interests.

382 ***Funding***

383 This project was supported by The Against Malaria Foundation. Additional
384 funding was provided by Award Number R01AI116811 from the National
385 Institutes of Allergy and Infectious Diseases (NIAID) and a Wellcome Trust MSc
386 Fellowship in Public Health and Tropical Medicine (Oruni-203511/Z/16/Z). The
387 content of the manuscript is solely the responsibility of the authors.

388 ***Author's contributions***

389 SGS, MRK, GD, and MJD conceived of the study, with input from JO, AY, and JH.
390 SGS, GD, and MJD developed the procedures and drafted the protocol with MRK
391 and JH. AL led the data collection in the field, with oversight from SG, and
392 support from CMS, JO, MRK, AK, MK and SGS. AL and AO performed all laboratory
393 analyses. AL, ERL, DMcD, PH, EK and MJD managed the data and led the data
394 analysis. AL, ERL and MJD interpreted the data and drafted the manuscript, with
395 input from SGS. All authors reviewed the manuscript and gave permission for
396 publication. MJD, the corresponding author, had full access to all the data in the
397 study and had final responsibility for the decision to submit for publication.

398 All authors read and approved the final version of the manuscript.

399 ***Acknowledgements***

400 The authors would like to thank all the staff and administration at IDRC for their
401 considerable efforts in facilitating this project. In particular Martin Mugote, Violet
402 Tuhaise, Jackson Asiimwe and Kilama Maxwell Kilama for their supervision of field
403 activities; Peter Mutungi, and Simon Peter Kigozi and Geoff Lavoy for their
404 considerable assistance in data management; Lillian Taaka, Christine Nabirye

405 and Nicholas Wendo for assistance in logistics and procurement; Susan Nayiga,
406 Isiko Joseph, Erias Muyanda and Henry Opolot for coordination and support. We
407 are extremely grateful to the entomology field workers for collecting and
408 identifying mosquitoes, and to the community survey teams and team leaders
409 who facilitated their work. We would also like to acknowledge and thank the
410 members of the Uganda National Malaria Control Program and the Liverpool
411 School of Tropical Medicine for logistical and other support provided as we
412 carried out these surveys and the district health, administrative, and political
413 leadership teams for all their support and guidance during community entry in
414 the 48 districts of the study area. We thank Dr David Weetman for comments on
415 an earlier version of the manuscript.

416

417

418 **References**

- 419 Abeku TA, Helinski MEH, Kirby MJ, Ssekitooleko J, Bass C, Kyomuhangi I, Okia M
420 *et al.* (2017) Insecticide resistance patterns in Uganda and the effect of indoor
421 residual spraying with bendiocarb on *kdr* L1014S frequencies in *Anopheles*
422 *gambiae* ss. *Malaria Journal*, **16**, 1-11.
- 423 Abrams PA (1993) Does increased mortality favor the evolution of more rapid
424 senescence. *Evolution*, **47**, 877-887.
- 425 Bass C, Nikou D, Blagborough AM, Vontas J, Sinden RE, Williamson MS, Field LM
426 (2008) PCR-based detection of *Plasmodium* in *Anopheles* mosquitoes: a
427 comparison of a new high-throughput assay with existing methods. *Malaria*
428 *journal*, **7**, 1-9.
- 429 Bass C, Nikou D, Donnelly MJ, Williamson MS, Ranson H, Ball A, Vontas J *et al.*
430 (2007) Detection of knockdown resistance (*kdr*) mutations in *Anopheles*
431 *gambiae*: a comparison of two new high-throughput assays with existing
432 methods. *Malaria Journal*, **6**, 1-14.
- 433 Bhatt S, Weiss DJ, Cameron E, Bisanzio D, Mappin B, Dalrymple U, Battle KE *et al.*
434 (2015) The effect of malaria control on *Plasmodium falciparum* in Africa between
435 2000 and 2015. *Nature*, **526**, 207-211.

- 436 Brooks ME, Kristensen K, Van Benthem KJ, Magnusson A, Berg CW, Nielsen A,
437 Skaug HJ *et al.* (2017) glmmTMB balances speed and flexibility among packages
438 for zero-inflated generalized linear mixed modeling. *The R journal*, **9**, 378-400.
- 439 Donnelly MJ, Isaacs AT, Weetman D (2016) Identification, validation, and
440 application of molecular diagnostics for insecticide resistance in malaria vectors.
441 *Trends in Parasitology*, **32**, 197-206.
- 442 Epstein A, Maiteki-Sebuguzi C, Namuganga JF, Nankabirwa JI, Gonahasa S, Opigo
443 J, Staedke SG *et al.* (2022) Resurgence of malaria in Uganda despite sustained
444 indoor residual spraying and repeated long lasting insecticidal net distributions.
445 *PLOS Global Public Health*, **2**, e0000676.
- 446 Glunt KD, Coetzee M, Huijben S, Koffi AA, Lynch PA, N'Guessan R, Oumbouke WA
447 *et al.* (2018) Empirical and theoretical investigation into the potential impacts of
448 insecticide resistance on the effectiveness of insecticide-treated bed nets.
449 *Evolutionary applications*, **11**, 431-441.
- 450 Hancock PA, Lynd A, Wiebe A, Devine M, Essandoh J, Wat'senga F, Manzambi EZ
451 *et al.* (2022) Modelling spatiotemporal trends in the frequency of genetic
452 mutations conferring insecticide target-site resistance in African mosquito
453 malaria vector species. *BMC biology*, **20**, 1-17.
- 454 Hemingway J, Ranson H, Magill A, Kolaczinski J, Fornadel C, Gimnig J, Coetzee M
455 *et al.* (2016) Averting a malaria disaster: will insecticide resistance derail malaria
456 control?. *The Lancet*, **387**, 1785-1788.
- 457 Implications of Insecticide Resistance Consortium (2018) Implications of
458 insecticide resistance for malaria vector control with long-lasting insecticidal
459 nets: trends in pyrethroid resistance during a WHO-coordinated multi-country
460 prospective study. *Parasites & vectors*, **11**, 550.
- 461 Jones CM, Liyanapathirana M, Agossa FR, Weetman D, Ranson H, Donnelly MJ,
462 Wilding CS (2012) Footprints of positive selection associated with a mutation
463 (N1575Y) in the voltage-gated sodium channel of *Anopheles gambiae*.
464 *Proceedings of the National Academy of Sciences*, **109**, 6614-6619.
- 465 Kabula B, Tungu P, Rippon EJ, Steen K, Kisinza W, Magesa S, Mosha F *et al.*
466 (2016) A significant association between deltamethrin resistance, *Plasmodium*
467 *falciparum* infection and the *Vgsc*-1014S resistance mutation in *Anopheles*
468 *gambiae* highlights the epidemiological importance of resistance markers.
469 *Malaria journal*, **15**, 1-5.
- 470 Katureebe A, Zinszer K, Arinaitwe E, Rek J, Kakande E, Charland K, Kigozi R *et al.*
471 (2016) Measures of malaria burden after long-lasting insecticidal net distribution
472 and indoor residual spraying at three sites in Uganda: a prospective
473 observational study. *PLoS medicine*, **13**, e1002167.
- 474 Kigozi R, Baxi SM, Gasasira A, Sserwanga A, Kakeeto S, Nasr S, Rubahika D *et al.*
475 (2012) Indoor residual spraying of insecticide and malaria morbidity in a high
476 transmission intensity area of Uganda. *PLOS ONE*, **7**, e42857.

- 477 Koekemoer LL, Kamau L, Hunt RH, Coetzee M (2002) A cocktail polymerase chain
478 reaction assay to identify members of the *Anopheles funestus* (Diptera:
479 Culicidae) group.. *The American journal of tropical medicine and hygiene*, **66**,
480 804-811.
- 481 Lindgren F, Rue H, Lindström J (2011) An explicit link between Gaussian fields
482 and Gaussian Markov random fields: the stochastic partial differential equation
483 approach. *Journal of the Royal Statistical Society: Series B (Statistical*
484 *Methodology)*, **73**, 423-498.
- 485 Lynd A, Gonahasa S, Staedke SG, Oruni A, Maiteki-Sebuguzi C, Dorsey G, Opigo J
486 *et al.* (2019) LLIN Evaluation in Uganda Project (LLINEUP): a cross-sectional
487 survey of species diversity and insecticide resistance in 48 districts of Uganda.
488 *Parasites & Vectors*, **12**, 94.
- 489 Lynd A, Oruni A, van't Hof AE, Morgan JC, Naego LB, Pipini D, O'Kines KA *et al.*
490 (2018) Insecticide resistance in *Anopheles gambiae* from the northern
491 Democratic Republic of Congo, with extreme knockdown resistance (kdr)
492 mutation frequencies revealed by a new diagnostic assay. *Malaria journal*, **17**,
493 412.
- 494 Lynd A, Weetman D, Barbosa S, Egyir Yawson A, Mitchell S, Pinto J, Hastings I *et al.*
495 (2010) Field, genetic, and modeling approaches show strong positive
496 selection acting upon an insecticide resistance mutation in *Anopheles gambiae*
497 *ss.* *Molecular Biology and Evolution*, **27**, 1117-1125.
- 498 Maiteki-Sebuguzi C, Gonahasa S, Kanya MR, Katureebe A, Bagala I, Lynd A,
499 Mutungi P *et al.* (2022) Effect of long-lasting insecticidal nets with and without
500 piperonyl butoxide on malaria indicators in Uganda (LLINEUP): final results of a
501 cluster-randomised trial embedded in a national distribution campaign. *The*
502 *Lancet Infectious Diseases*, **23**, 247-258.
- 503 Mathias DK, Ochomo E, Atieli F, Ombok M, Bayoh NM, Olang G, Muhia D *et al.*
504 (2011) Spatial and temporal variation in the *kdr* allele L1014S in *Anopheles*
505 *gambiae* *ss* and phenotypic variability in susceptibility to insecticides in Western
506 Kenya. *Malaria journal*, **10**, 1-13.
- 507 Mawejje HD, Wilding CS, Rippon EJ, Hughes A, Weetman D, Donnelly MJ (2013)
508 Insecticide resistance monitoring of field-collected *Anopheles gambiae* *sl*
509 populations from Jinja, eastern Uganda, identifies high levels of pyrethroid
510 resistance. *Medical and veterinary entomology*, **27**, 276-283.
- 511 Njoroge H, Van't Hof A, Oruni A, Pipini D, Nagi SC, Lynd A, Lucas ER *et al.* (2022)
512 Identification of a rapidly-spreading triple mutant for high-level metabolic
513 insecticide resistance in *Anopheles gambiae* provides a real-time molecular
514 diagnostic for antimalarial intervention deployment. *Molecular ecology*, **31**,
515 4307-4318.
- 516 Ochomo E, Subramaniam K, Kemei B, Rippon E, Bayoh NM, Kamau L, Atieli F *et al.*
517 (2015) Presence of the knockdown resistance mutation, Vgsc-1014F in
518 *Anopheles gambiae* and *An. arabiensis* in western Kenya. *Parasites & vectors*, **8**,
519 616.

- 520 Okia M, Hoel DF, Kirunda J, Rwakimari JB, Mpeka B, Ambayo D, Price A *et al.*
521 (2018) Insecticide resistance status of the malaria mosquitoes: *Anopheles*
522 *gambiae* and *Anopheles funestus* in eastern and northern Uganda. *Malaria*
523 *journal*, **17**, 1-12.
- 524 Protopopoff N, Mosha JF, Lukole E, Charlwood JD, Wright A, Mwalimu CD,
525 Manjurano A *et al.* (2018) Effectiveness of a long-lasting piperonyl butoxide-
526 treated insecticidal net and indoor residual spray interventions, separately and
527 together, against malaria transmitted by pyrethroid-resistant mosquitoes: a
528 cluster, randomised controlled, two-by-two factorial design trial. *The Lancet*,
529 **391**, 1577-1588.
- 530 R Core Team (2015) R: A Language and Environment for Statistical Computing.
- 531 Reimer LJ, Tripet F, Slotman M, Spielman A, Fondjo E, Lanzaro GC (2005) An
532 unusual distribution of the kdr gene among populations of *Anopheles gambiae* on
533 the island of Bioko, Equatorial Guinea. *Insect molecular biology*, **14**, 683-688.
- 534 Rue H, Martino S, Chopin N (2009) Approximate Bayesian inference for latent
535 Gaussian models by using integrated nested Laplace approximations. *Journal of*
536 *the royal statistical society: Series b (statistical methodology)*, **71**, 319-392.
- 537 Santolamazza F, Mancini E, Simard F, Qi Y, Tu Z, della Torre A (2008) Insertion
538 polymorphisms of SINE200 retrotransposons within speciation islands of
539 *Anopheles gambiae* molecular forms. *Malaria journal*, **7**, 163.
- 540 Staedke SG, Gonahasa S, Dorsey G, Kanya MR, Maiteki-Sebuguzi C, Lynd A,
541 Katureebe A *et al.* (2020) Effect of long-lasting insecticidal nets with and without
542 piperonyl butoxide on malaria indicators in Uganda (LLINEUP): a pragmatic,
543 cluster-randomised trial embedded in a national LLIN distribution campaign. *The*
544 *Lancet*, **395**, 1292-1303.
- 545 Staedke SG, Kanya MR, Dorsey G, Maiteki-Sebuguzi C, Gonahasa S, Yeka A, Lynd
546 A *et al.* (2019) LLIN Evaluation in Uganda Project (LLINEUP)--Impact of long-
547 lasting insecticidal nets with, and without, piperonyl butoxide on malaria
548 indicators in Uganda: study protocol for a cluster-randomised trial. *Trials*, **20**, 1-
549 13.
- 550 Tiono AB, Ouédraogo A, Ouattara D, Bougouma EC, Coulibaly S, Diarra A,
551 Faragher B *et al.* (2018) Efficacy of Olyset Duo, a bednet containing pyriproxyfen
552 and permethrin, versus a permethrin-only net against clinical malaria in an area
553 with highly pyrethroid-resistant vectors in rural Burkina Faso: a cluster-
554 randomised controlled trial. *The Lancet*, **392**, 569-580.
- 555 Vazquez-Prokopec GM, Galvin WA, Kelly R, Kitron U (2009) A new, cost-effective,
556 battery-powered aspirator for adult mosquito collections. *Journal of medical*
557 *entomology*, **46**, 1256-1259.
- 558 Weetman D, Wilding CS, Neafsey DE, Müller P, Ochomo E, Isaacs AT, Steen K *et*
559 *al.* (2018) Candidate-gene based GWAS identifies reproducible DNA markers for
560 metabolic pyrethroid resistance from standing genetic variation in East African
561 *Anopheles gambiae*. *Scientific reports*, **8**, 2920.

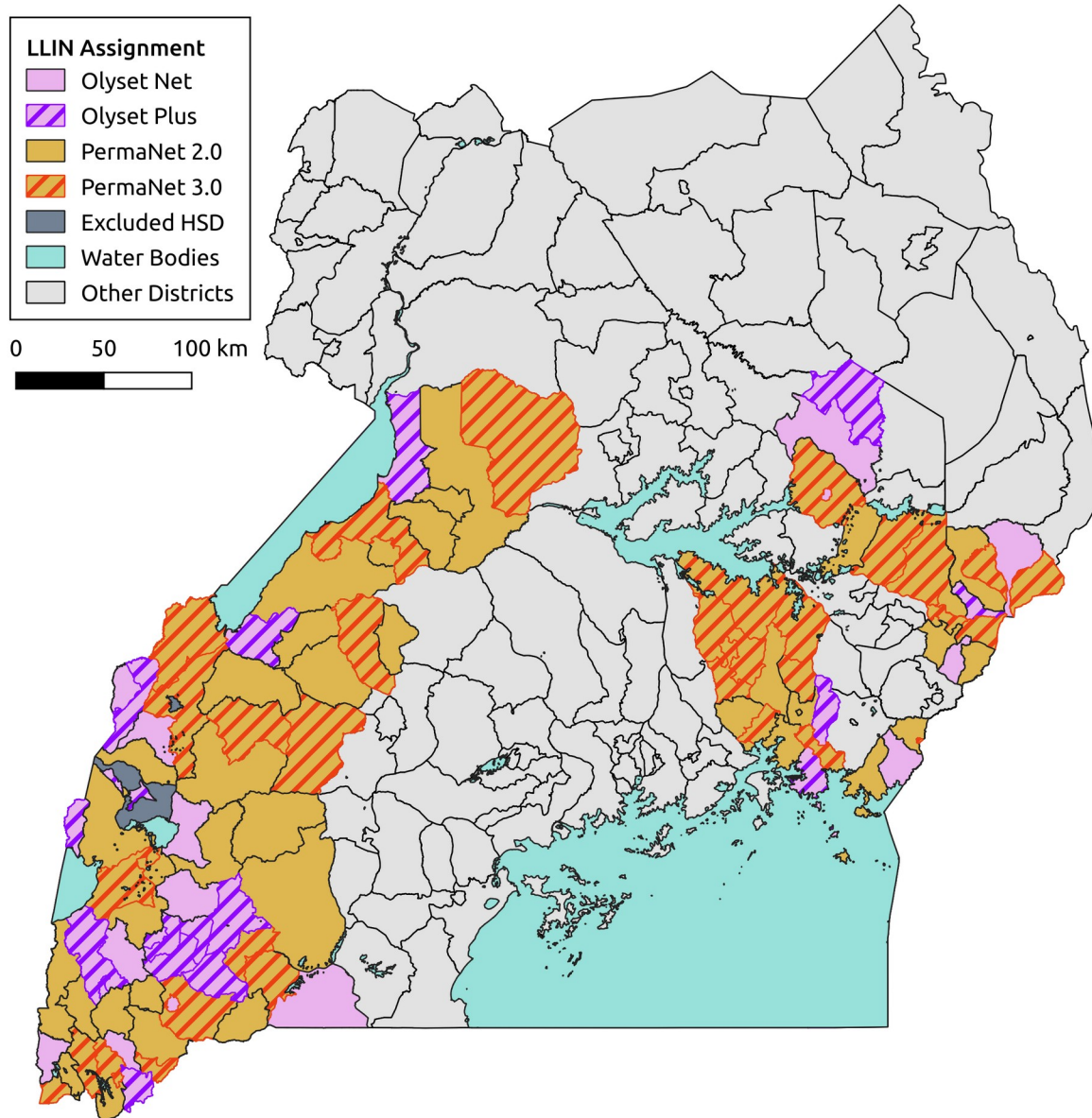
- 562 White BJ, Santolamazza F, Kamau L, Pombi M, Grushko O, Mouline K, Brengues C
563 *et al.* (2007) Molecular karyotyping of the 2La inversion in *Anopheles gambiae*.
564 *The American journal of tropical medicine and hygiene*, **76**, 334-339.
- 565 World Health Organization (2012) Global plan for insecticide resistance
566 management in malaria vectors (GPIRM).
- 567 World Health Organization (2016) Global report on insecticide resistance in
568 malaria vectors: 2010-2016.
- 569

570 **Figure legends**

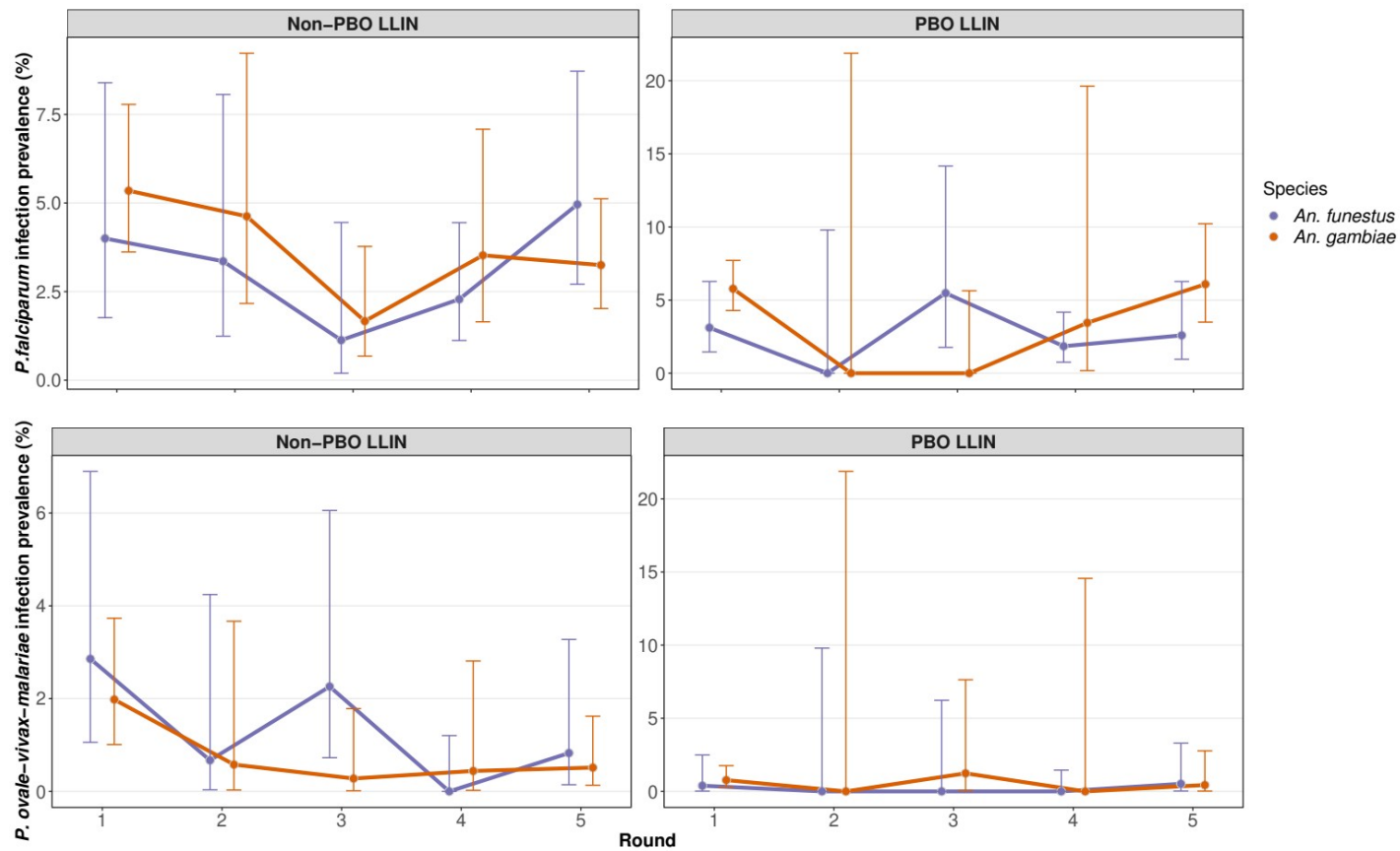
571 **Figure. 1:** Map of mosquito collection locations within the LLIN cluster-
572 randomised control trial. Intervention arm is indicated by colour with the 14
573 clusters which were omitted during final collection round (25 months post LLIN
574 distribution) indicated with hatched shading.

575

576



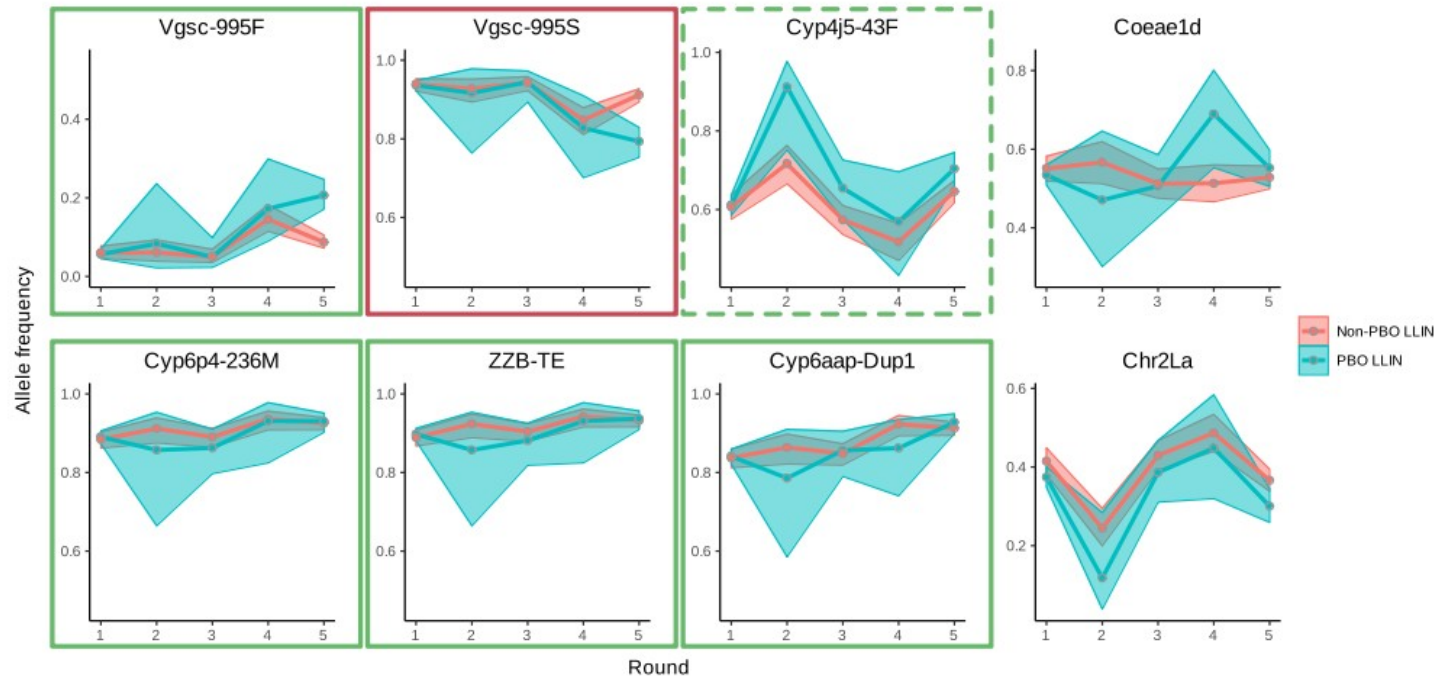
577 **Figure 2.** *Plasmodium* infection prevalence in *An. gambiae* and *An. funestus*. Point prevalence estimate is shown with
 578 associated 95% CIs. Data were collected simultaneously but are plotted offset for ease of viewing. Round 1 was the baseline
 579 collection with follow up rounds at approximately six-monthly intervals (see text).



580

581 **Figure. 3:** Insecticide resistance marker prevalence in *Anopheles gambiae s.s.* across the baseline and four post LLIN
582 distribution collection rounds. Markers in green external boxes show significant increases (see Table 3) over the course of the
583 trial, red boxes indicate significant decreases (Table 3). Dashed line indicates significant change observed only when GLMM
584 included all five collection points.

585



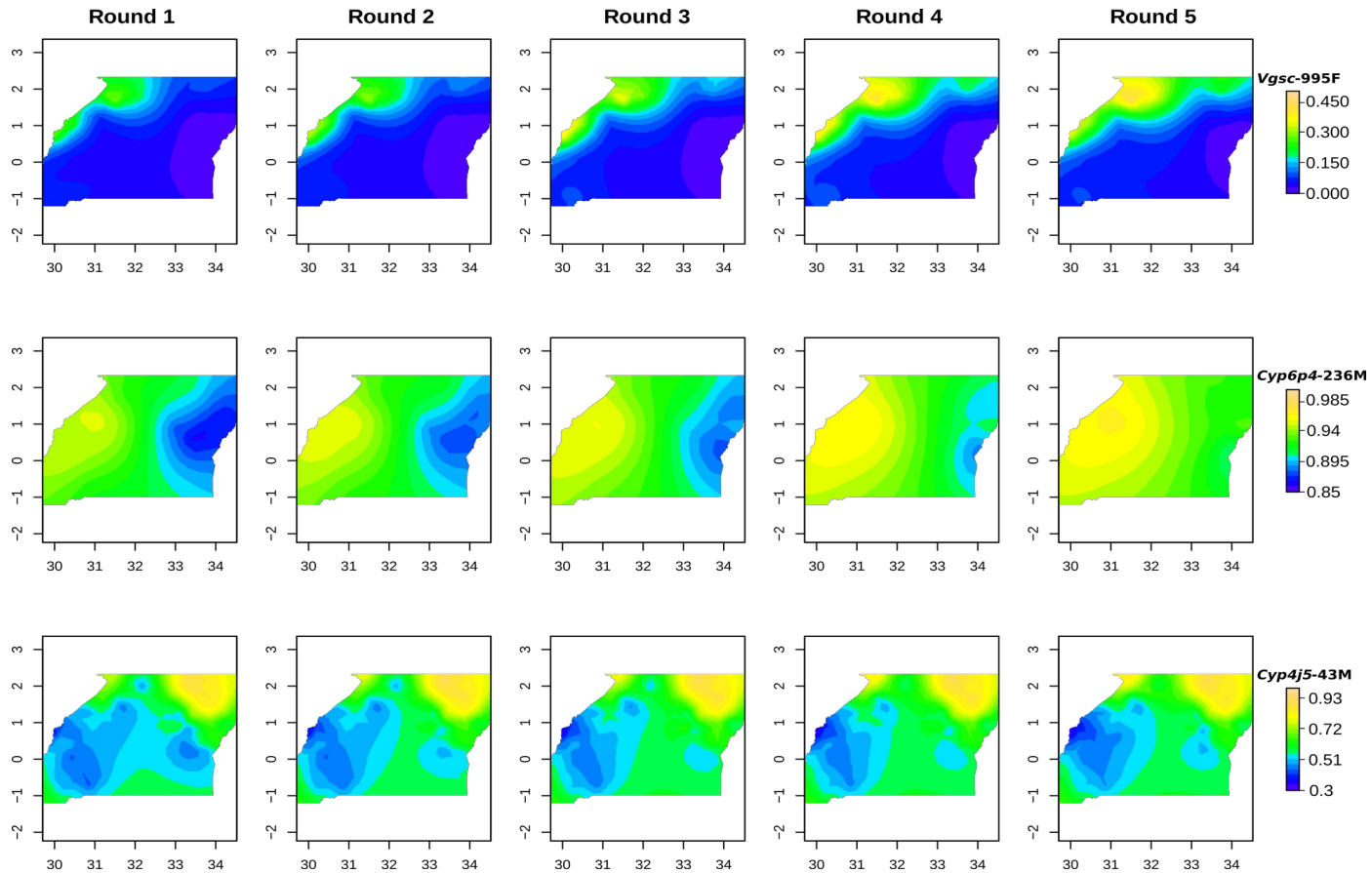
586 **Figure. 4:** Mapping of mutant allele frequencies over collection rounds for *Vgsc*-995F, *Cyp6p4*-236M and *Cyp4j5*-43F. X and Y
587 axis tickmarks show longitude and latitude respectively. Note colour scales do not carry over across rows.

588

589

590

591



592 **Table 1:** Numbers of female mosquitoes collected from 104 health sub districts across all 5 collection rounds. ¹ includes *An.*
 593 *coluzzii*, *An. parensis*, *An. lesoni*, *An. rivulorum* and *An. mouchetti*. ²Data from only 90 HSDs due to COVID-19 impacts.

| | Round 1 (Baseline) | Round 2 | Round 3 | Round 4 | Round 5² |
|--------------------------------|-------------------------------|----------------|----------------|----------------|----------------------------|
| <i>An. gambiae</i> | 1284 | 191 | 441 | 256 | 815 |
| <i>s.s.</i> | | | | | |
| <i>An. arabiensis</i> | 80 | 36 | 61 | 117 | 74 |
| <i>An. funestus</i> | 432 | 194 | 250 | 719 | 435 |
| Other | 1 | 2 | 3 | 1 | 3 |
| Anophelines¹ | | | | | |

594

595

596 **Table 2:** GLMM analysis of *Plasmodium* infection prevalence in the two main vector species. ¹Model coefficient and
 597 significance value. Model 1- Glmm (*P. falciparum* ~ Round + Arm+ (1|HSD)); Model 2- Glmm (*P. OVM* ~ Round + Arm+ (1|
 598 HSD)). For both models a Round:Arm interaction term was also included but was not found to improve model fit. The “Arm”
 599 term distinguishes conventional LLINs and PBO-LLINs but not between deltamethrin and permethrin-treated nets.

| | Variable tested | <i>An. gambiae s.s.</i>¹ | <i>An. funestus</i>¹ |
|-------------------|------------------------|--|--|
| Model 1 (Pfal) | Round | -0.107; NS | 0.013; NS |
| | Arm | 0.259; NS | -0.172; NS |
| Model 2 (OVM) | Round | -0.336; p=0.016 | -0.246; NS |
| | Arm | -0.548; NS | -1.682; p=0.046 |

600

601

602 **Table 3:** Summary of GLMM analyses of resistance allele frequency changes in *Anopheles gambiae s.s.* ¹Model compares
603 marker frequency data from baseline and data from 25 months. ²Model coefficient and significance value; ³Used as the sole
604 marker for the triple mutant haplotype as this marker is in linkage disequilibrium with ZZB-TE and *Cyp6aap-Dup1*. In these
605 collections. *Coeae1d and Chr2La not included as not significant in models 1 and 2 (not relevant for other comparisons)
606 Model 1- Glmm (Marker ~ Round+ Location+ Arm+ (1|HSD)); Model 2- Glmm (Marker ~ Round(1vs5)+ Location+ Arm+ (1|
607 HSD)); Model 3- Glmm (Marker ~ Round+ Location+ Arm+ Round:Arm+ (1|HSD)); Model 4- Glmm (Marker ~ Round(1vs5)+
608 Location+ Arm+ Round:Arm+ (1|HSD)); Model 5(Non-PBO-LLINs)- Glmm (Marker ~ Round+ Location+ Insecticide+
609 Round:Insecticide+ (1|HSD)); Model 6(Non-PBO-LLINs)- Glmm (Marker ~ Round(1vs5)+ Location+ Insecticide+
610 Round:Insecticide+ (1|HSD)). The “Arm” term distinguishes conventional LLINs and PBO-LLINs but not between deltamethrin
611 and permethrin-treated nets. The “Insecticide” term distinguishes between deltamethrin and permethrin-treated nets.

| | | Data included | Variable tested | <i>Vgsc-995F</i>² | <i>Vgsc-995S</i>² | <i>Cyp4j5-43F</i>² | <i>Cyp6p4-236M</i>^{2,3} |
|--------------|---------|----------------------|--|-------------------------------------|-------------------------------------|--------------------------------------|---|
| Hypothesis 1 | Model 1 | All | Round | 0.20; 1x10 ⁻⁹ | -0.19; 3x10 ⁻⁹ | 0.04; 0.03 | 0.12; 7x10 ⁻⁵ |
| | Model 2 | All | Round ¹ | 0.87; 3x10 ⁻⁹ | -0.82; 1x10 ⁻⁸ | 0.12; NS | 0.54; 9x10 ⁻⁶ |
| Hypothesis 2 | Model 3 | All | Interaction between Arm and Round | ND | ND | 0.09; 0.025 | -0.07; NS |
| | Model 4 | All | Interaction between Arm and Round ¹ | ND | ND | 0.48; 0.014 | -0.29; NS |
| Hypothesis 3 | Model 5 | Only Non-PBO LLIN | Interaction Insecticide and Round | ND | ND | ND | -0.05; NS |
| | Model 6 | Only Non-PBO LLIN | Interaction between Insecticide and | ND | ND | ND | -0.31; NS |

Round¹

612

613 **Supplementary table 1:** Prevalence of *Plasmodium* positive mosquitoes collected from 104 health sub districts across all 5
 614 collection rounds. ¹ Data for *Plasmodium falciparum* and for *P. ovale*, *P. vivax* and *P. malariae* combined. ²Data from only 90
 615 HSDs due to COVID-19 impacts.

| | Plasmodium species | Round 1 (Baseline) | Round 2 | Round 3 | Round 4 | Round 5² |
|-------------------------|---------------------------|---------------------------|-----------------|-----------------|-----------------|----------------------------|
| An. gambiae s.s. | <i>P. falciparum</i> | 5.6% (n=1284) | 4.2% (n=191) | 1.4% (n=441) | 3.5% (n=256) | 4.0% (n=815) |
| | <i>P. OVM</i> | 1.2% (n=1284) | 0.5% (n=191) | 0.4% (n=441) | 0.4% (n=256) | 0.5% (n=815) |
| An. arabiensis | <i>P. falciparum</i> | 0% (n=80) | 0% (n=36) | 0% (n=61) | 0% (n=117) | 0% (n=74) |
| | <i>P. OVM</i> | 0% (n=80) | 0% (n=36) | 0% (n=61) | 0% (n=117) | 0% (n=74) |
| An. funestus | <i>P. falciparum</i> | 3.5% (n=432) | 2.6% (n=194) | 2.4% (n=250) | 2.1% (n=719) | 3.9% (n=435) |
| | <i>P. OVM</i> | 1.4% (n=432) | 0.5% (n=194) | 1.6% (n=250) | 0.0% (n=719) | 0.7% (n=435) |

616

617

618 **Supplementary figure 1:** Infection prevalence of *P. falciparum* and *P. ovale + vivax + malariae (ovm)* in *An. gambiae*
 619 stratified by resistance associated marker genotype. There was no significant association between infection with either
 620 parasite grouping and genotype.

Vgsc-995

| genotype | N | <i>P. falciparum</i> | <i>P. ovm</i> |
|----------|------|----------------------|---------------|
| LL | 3 | 0 (0%) | 0 (0%) |
| LS | 19 | 2 (10.5%) | 0 (0%) |
| FL | 1 | 0 (0%) | 0 (0%) |
| FS | 383 | 18 (4.7%) | 4 (1%) |
| SS | 2484 | 102 (4.1%) | 19 (0.8%) |
| FF | 50 | 2 (4%) | 1 (2%) |

Fisher test P = 0.47 0.41

Cyp6p4-236M

| genotype | N | <i>P. falciparum</i> | <i>P. ovm</i> |
|----------|------|----------------------|---------------|
| II | 35 | 0 (0%) | 0 (0%) |
| IM | 493 | 20 (4.1%) | 5 (1%) |
| MM | 2398 | 103 (4.3%) | 19 (0.8%) |

Fisher test P = 0.63 0.69

Coeae1d

| genotype | N | <i>P. falciparum</i> | <i>P. ovm</i> |
|----------|------|----------------------|---------------|
| SS | 647 | 26 (4%) | 5 (0.8%) |
| SR | 1435 | 63 (4.4%) | 10 (0.7%) |
| RR | 854 | 35 (4.1%) | 9 (1.1%) |

Fisher test P = 0.94 0.62

Cyp4j5-43F

| genotype | N | <i>P. falciparum</i> | <i>P. ovm</i> |
|----------|------|----------------------|---------------|
| LL | 557 | 20 (3.6%) | 7 (1.3%) |
| LF | 1088 | 49 (4.5%) | 10 (0.9%) |
| FF | 1264 | 53 (4.2%) | 6 (0.5%) |

Fisher test P = 0.71 0.16

2La inversion

| genotype | N | <i>P. falciparum</i> | <i>P. ovm</i> |
|----------|------|----------------------|---------------|
| ++ | 1224 | 50 (4.1%) | 9 (0.7%) |
| +a | 997 | 47 (4.7%) | 8 (0.8%) |
| aa | 559 | 22 (3.9%) | 7 (1.3%) |

Fisher test P = 0.71 0.53

621