

1 **Discontinuation of long-acting reversible contraceptive methods and associated factors**  
2 **among reproductive-age women in Shashemane town, Oromia, Ethiopia.**

3 Fikru Letose<sup>1\*</sup>, Alemtsehay Tusa<sup>2</sup>, Degemu Sahlu<sup>3</sup> and Yohannis Miherite<sup>3</sup>

4 Affiliation

5 <sup>1</sup>Amref Health Africa in Ethiopia, Gambella Field Office, Ethiopia.

6 <sup>2</sup>Melk Oda G/Hospital, Shashemane town, Oromia, Ethiopia.

7 <sup>3</sup>Department of Public Health, College of Health Science, Salale University, Fiche, Ethiopia.

8 Email addresses: FL: [fikruletose6@gmail.com](mailto:fikruletose6@gmail.com), AT: [alemtsaytusa@gmail.com](mailto:alemtsaytusa@gmail.com), DS:  
9 [kergadegemu@gmail.com](mailto:kergadegemu@gmail.com), YM: [yohannes1979@gmail.com](mailto:yohannes1979@gmail.com)

10 \*Corresponding author: Fikru Letose; Gambella Peoples' Regional National State Health  
11 Bureau, Gambella, Ethiopia; PO Box: 109; [fikruletose6@gmail.com](mailto:fikruletose6@gmail.com); Mobile Phone;  
12 +251921416858.

13 Research Type: Research Article

14 **Abstract**

15 **Background:** The early termination of long-acting reversible contraceptives raises issues for the  
16 healthcare system and has the potential to affect public health. Long-acting reversible  
17 contraception is now more widely available and used, although a sizable percentage of women  
18 still stop using it. Therefore, this study aims to assess factors associated with the discontinuation  
19 of the long-acting reversible contraceptive method among female users of health facilities in  
20 Shashemane Town.

21 **Methods:** A facility-based cross-sectional study was done in Shashemane town among 410 study  
22 participants. The study participants were selected by using a systematic random sampling  
23 method. Data were collected by using structured interviewer-administered questionnaires and  
24 entered into epi-data version 4.6.0.2 and exported to SPSS version 25 for analysis. Bivariate and  
25 multivariable logistic regressions were used to examine the association between independent  
26 variables and discontinuation of the long-acting reversible contraceptives. The results were  
27 presented using the Odds Ratio at 95% CI.  $P < 0.05$  were used to dictate statistical significance.

28 **Result:** The overall prevalence of women who removed the long-acting reversible contraceptive  
29 method before the due date was 57.2%. Factors such as having an occupation as a housewife,  
30 desire to become pregnant, unwarmed side effects, effectiveness, and dissatisfaction with the  
31 service provided were positively associated with discontinuation of the contraception.

32 **Conclusion and Recommendation:** The prevalence of the discontinuation of reversible long-  
33 acting contraceptives was high. Pre-insertion effective counseling about the benefits, follow-up  
34 care and management for side effects, and client reassurance are recommended.

35 **Keywords:** Discontinuation, Reversible long-acting, Contraceptive, Reproductive age women.

## 36 **Introduction**

37 An unintended pregnancy is defined as a pregnancy that occurred when no children or no more  
38 children were desired (Unwanted) or the pregnancy occurred earlier than desired (Mistimed)[1].  
39 It is associated with an increased risk of problems for the mother and baby. According to the  
40 World Health Organization (WHO), 74 million women in low- and middle-income countries  
41 (LMIC) become pregnant unintentionally each year. This results in 47,000 maternal fatalities and

42 25 million unsafe abortions each year. This leads to 25 million unsafe abortions and 47,000  
43 maternal deaths every year[2].

44 One of the most affordable health promotions to lower mother and child mortality by about 30%  
45 and 10%, respectively, is the use of modern contraceptive techniques. [3]. Therefore, by ensuring  
46 that every pregnancy is intended and every birth is safe, the vast majority of maternal and infant  
47 deaths can be avoided.[4]. Long-acting reversible contraceptives (LARCs) are a type of modern  
48 birth control method that prevents unintended conception for a long time without forcing the  
49 client to exert additional effort for at least three years of continuous use.[5]. Intra-Uterine Copper  
50 Devices (IUCDs), the levonorgestrel (LNG)-releasing intrauterine system, and LNG-releasing  
51 and etonogestrel (ENG)-releasing subdermal implants are categorized as LARC methods [6-8].  
52 Long-acting reversible contraceptive discontinuation is the removal from using and ceasing it or  
53 switching to other methods for any reason before completion of the duration(1).

54 Despite the improvement in the availability and utilization of long-acting reversible  
55 contraception, early discontinuation is becoming a major problem[9]. In low-income countries  
56 (LICs), a systematic review report revealed that discontinuation of LARCs within one year of  
57 insertion was 20%[10]. In a study conducted on 21 LICs, LARCs comprised only 10% or less, of  
58 which 9% of implant users and 15% of IUCD users discontinued the method within the first year  
59 of use[11]. Besides, 13.1%, 26.3%, and 36.7% of IUD users discontinued at the first 12, 24, and  
60 36 months, respectively[12]. The Ethiopian Demographic Health Survey (EDHS) revealed that  
61 the overall discontinuation of contraceptives at 12 months was 35%, of which 13% were IUD  
62 users and 11% were implant users[13]. Other studies conducted in Ethiopia showed that the  
63 prevalence of discontinuation of LARCs use was 20%([14], 36.94%([15], 50%[16], and  
64 66.3%[17].

65 Contraceptive discontinuation may be associated with external factors, individual and/or partner  
66 factors [18-20]. The quality of family planning services and obstetric factors like past abortion  
67 history, number of living children, desire for more children, preferred family size, sex  
68 preference, irregular vaginal bleeding, lower abdominal pain, and abnormal vaginal discharge  
69 were linked to LARCs discontinuation, according to a small number of studies[14, 21-26].  
70 Socio-demographic variables such as age, marital status, educational status, and religious  
71 concern were found to influence LARC discontinuation. Regarding method-related variables,  
72 studies revealed that side effects[11, 14], counseling, satisfaction with the service given, and  
73 information about family planning were factors associated with the discontinuation of  
74 LARCs[17, 21-23].

75 In Ethiopia, providing LARCs is a free but highly effective method of preventing unintended  
76 pregnancies [27]. Discontinuation while still in need is particularly problematic for women  
77 which results in 15% to 20% times at risk of unwanted pregnancy for LARC users three months  
78 after discontinuation[11]. Long-acting reversible contraceptives when discontinued to increased  
79 fertility rate, unintended pregnancy, and associated complications [11, 28]. The high LARCs  
80 discontinuation coupled with low uptake results in a big challenge to achieve the targeted  
81 contraceptive prevalence in Ethiopia[29].

82 Depending on cultural differences and time elapse, the causes for the termination of LARCs may  
83 be extremely contextual. Additionally, reducing the discontinuance of LARCs is a great way to  
84 prevent or at least minimize unintended pregnancy[30]. In countries like Ethiopia with high  
85 fertility and unmet need for family planning[13], it is important to understand how long women  
86 continue to use LARCs and what factors are associated with its discontinuation helps to improve  
87 the reproductive health of women. However, limited information regarding methods

88 discontinuation from using LARCs and associated factors in the study area. Therefore, the main  
89 aim of this study was to determine the discontinuation of LARCs and associated factors among  
90 reproductive-age women in Shashemane town, Oromia, Ethiopia.

## 91 **Method and materials**

### 92 **Study area and period**

93 The study was conducted in Shashemene town among women 15-49 years of age. Shashemene  
94 town is the capital city of the West Arise zone in the Oromia Region which is 250 Km far from  
95 Addis Ababa. The total population of the town is estimated to be 286,447 of which 49.5% are  
96 females and 34.7% are reproductive age group women. Currently, the town has two public  
97 hospitals, five health centers, two Nongovernmental organizations (NGOs) clinics, 1 private  
98 hospital, more than 50 private clinics, and pharmacies are providing health services. From these  
99 health facilities, all hospitals, health centers, private hospital, NGO clinics, and nine private  
100 clinics provide LARCs services. The study was conducted from May 16 to June 16, 2022.

### 101 **Study design**

102 The institution-based cross-sectional study design was applied.

### 103 **Populations**

#### 104 **Source population**

105 All reproductive-age women who were using LARCs in the health facilities of Shashemene  
106 Town.

#### 107 **Study population**

108 All randomly selected reproductive-age women who were using LARCs and come to selected  
109 health facilities of Shashemene Town with contraceptive-related issues during the study period.

110 **Inclusion criteria and exclusion criteria**

111 **Inclusion criteria** All reproductive-age women who were using LARCs and come to the  
112 selected health facilities for any issue concerning the method before completion of duration; like  
113 removal, side effects, and follow-up during the actual data collection period. Those women who  
114 lived in the study area at least for six months were included in the study.

115 **Exclusion criteria:** All women who have used LARCs outside of Shashemane town and come to  
116 the study area for the removal service. Those women who come to change Implanon to Jadelles,  
117 Jadelles to Implanon, and implants to IUCD or vice versa were excluded from the study.

118 **Sample size determination**

119 The required sample size was calculated by using the population proportion formula equals =

120 
$$\frac{(z_{\alpha/2})^2 \times P(1 - P)}{d^2}$$

121 Where  $n$  is the minimum sample size,  $p=39\%$  prevalence of Implanon discontinuation in Ambo  
122 town[31],  $z=1.96$  (95% CI), and  $d=0.05$  margin of error. Applying the formula by substituting  
123 these values into the equation gives 373. Ten percent was added for the non-response rate and  
124 the final Sample size become 410.

125 **Sampling Technique**

126 All public health facilities and non-governmental specialty clinics in Shashemene town which  
127 provides LARC services were included in the study. Namely, they are two public Hospitals  
128 (Referral Hospital and Melk oda G/Hospital), five public health centers (Abosto, Awasho,  
129 Bulchana, Dida Boke, and Arada,) and two non-governmental specialty clinics (Family Guidance  
130 Association and Marie stops International-Shashemene). Private health facilities were not  
131 included in this study because they were not providing full LARC services (insertion and

132 removal). To proportionally allocate the calculated sample size, average client flow for 6 months  
133 (December 2021 to April 2022) at each health institution was considered before data collection.  
134 The information obtained from the six-month enrollment record of the family planning  
135 registration book indicated that a total of 4016 women booked for LARCs at public and non-  
136 governmental specialty clinics. The average 6-month client flow identified from the family  
137 planning registration book at Referral Hospital, Melk oda General Hospital, Abosto HC, Awasho  
138 HC, Bulchana HC, Dida Boke HC, Arada HC, Family Guidance Association and Marie stops  
139 International-Shashemene were 452, 419, 403, 410, 354, 349, 322, 618, and 689 respectively.  
140 The calculated sample size was proportionally allocated to each facility. Then, the study  
141 participants were identified by systematic random sampling method. Data collectors approached  
142 and recruited LARC users who had come to the selected clinics for contraceptive- related  
143 reasons.  
144 Therefore, every other woman was included in the sample until the total sample size for this  
145 study was obtained. The procedure was continued throughout the data collection period until the  
146 required sample size was achieved (**Figure 1**).

#### 147 **Data Collection Tool and procedure**

148 The data were collected using structured questionnaires through the face-to-face interview which  
149 is developed after different literature related to the topic under study are reviewed. It was  
150 prepared in English and translated to Afan Oromo and Amharic for data collection. The  
151 questionnaire contains four parts: Socio-demographic characteristics, Contraceptive and  
152 counseling-related characteristics, Health system characteristics, and Obstetric related  
153 characteristics. Two days of training were given to data collectors and supervisor about the study

154 objective, procedure, and research ethical rules. Informed consent was taken from selected  
155 individual women and getting permission for the data collection takes 15-20 minutes.

### 156 **Study variables**

157 The dependent variable was the discontinuation long acting reversible contraceptive method and  
158 Independent Variables were Socio-demographic characteristics which are age, marital status,  
159 religion, occupation, education, and family income; Health system related characteristics, Health  
160 extension workers' availability and Time taken to reach to health facilities; Obstetrics related  
161 characteristics including Parity, Living children, History of abortion, Desire of pregnancy and  
162 Time to get pregnancy; Contraceptive and counseling related characteristics Information about  
163 contraceptive like History of family planning before used, Type of contraceptive used before  
164 LARCs, Responsible body for choosing LARCs, Counseling and Satisfaction with service given.

### 165 **Data Quality assurances**

166 To assure the quality of data, the questionnaire was pre-tested during May 9-11/2022 at 01  
167 kebele (Hage) health center which was found outside of the actual study area. Five percent of the  
168 calculated sample of women were enrolled to check the validity and reliability of the  
169 questionnaire. After pre-testing the questionnaire, revisions and amendments were made  
170 accordingly. The training was given to the data collectors on how to interview and check the  
171 questionnaire for completeness. The supervisors and principal investigator checked and revised  
172 the completeness of the questionnaire and offer necessary feedback to data collectors.

### 173 **Data management and analysis**

174 The collected data was entered using Epi-Data version 4.6 and exported to SPSS 23 software for  
175 cleaning, recording, categorizing, and analyzing. A bivariate analysis was done to see the



176 association between independent and outcome variables. Those variables with a P-value of 0.2  
177 during the bivariate analysis were included in the multiple logistic regression analysis to assess  
178 the relative effect of confounding variables. Since the outcome variable is categorical, the  
179 adjusted odds ratio was calculated using a multiple logistic regression model. After multivariate  
180 analysis had been done, the adjusted odds ratio (OR) was used to measure the strength of the  
181 association between the dependent variable and the independent variable, while the 95% CI and  
182 P-value were used to assess whether the association was significant.

### 183 **Ethical consideration**

184 An ethical assurance letter was received from Salale University (SLU) College of Health  
185 Sciences, Department of Public Health. It was presented to the Shashemene town health office to  
186 grant official permission to undertake research activities in the selected health facility. Written  
187 informed consent was obtained from each participant after the investigator had explained the  
188 nature, purpose, and procedure of the study. The signature of each participant was used on the  
189 willingness confirmation. The entire study's participants were informed that data was kept  
190 private and confidential and used only for research purposes. The participants were also assured  
191 that they have the right to refuse or withdraw if they are not comfortable at any time.

## 192 **Results**

### 193 **Socio-demographic Characteristics**

194 A total of 402 women responded to the questionnaire forming, a response rate of 98%. The mean  
195 age of the respondents was 26 years ( $\pm$  4.6). About 241(60.0%) were Oromo by Ethnicity, and  
196 150(37.3%) were Muslims by religion. Most of the respondents 268(91.5%) were married. Two  
197 hundred fifty-three (62.9%) respondents attended secondary education. Regarding occupation,

198 the majority of the respondents 230(57.2%) were housewives. More of the respondents have a  
199 monthly income of 2000-3000 ETB per month (**Table-1**)

#### 200 **Health system-related characteristics**

201 The majority of women 342(85.1%) have access to health extension workers in their catchment  
202 and more than half of the women 252(62.7%) live 30-60 minutes walking distance from the  
203 health facilities.

#### 204 **Obstetric-Related Characteristics**

205 Among the women who ever used LARCs, only three (1%) have no history of live birth.  
206 Besides, 9 (2.2%) have no child, 122(30.3%) have a history of abortion, and 177(44%) desire to  
207 become pregnant (**Table- 2**).

#### 208 **Contraceptive and counseling-related characteristics**

209 From the total number of women interviewed, about three-fourths (74.4%) used other  
210 contraceptive methods before LARCs. For instance, of these women, about 150(50.3%) had been  
211 using injectables. Regarding method selection, nearly two-thirds (64.7%) of women decided to  
212 use LARCs by themselves. Among the type of LARCs, 220(54.7%) women used Implanon.  
213 Among the total study participants, those women counseled about the benefit, side effects, and  
214 effectiveness of LARCs were 199 (49.5%), 203 (50.5%), and 227(56.5%) respectively. One  
215 hundred ninety-five (48.5%) of respondents mentioned having been satisfied with the service  
216 given before the insertion (**Table-3**).

#### 217 **The magnitude of long-acting reversible contraceptive discontinuation**

218 The study revealed that among the study participants who ever used LARCs, 18.4%, 57.2%, and  
219 81% of women discontinued the service at 12, 24, and 36 months, respectively. Besides, 38.8%

220 and 23.8% of women discontinued it at 12-24 and 24-36 months, respectively. Among the study  
221 participants, only 76(19%) of women used LARCs for at least 36 months duration. Regarding the  
222 types of LARCs discontinued at 12 months, the proportion of women who discontinued  
223 Implanon, Jadelle, and IUCD was 51.4%, 31.1%, and 17.6% respectively (**Figures 2, 3, and 4**).

224 Reason for discontinuation of long-acting reversible contraceptives

225 More than one-third (37.4%) of women discontinued LARCs within three years of utilization,  
226 mainly due to emerging side effects, followed by 84 (25.7%) who desired to have a child (**Figure**  
227 **-5**). The most common complaints among women who developed side effects were menstrual  
228 disruption 58(47.7%), weight gain 24(19.8%), insertion site arm pain 17(14.0%), unusual  
229 headache 16(12.8%), infection 6(4.7%) and method inconvenience1(1.2%) (**Figure -5**).

230 **Factors associated with discontinuation of reversible long-acting contraceptives**

231 From the bivariate logistic regression analysis, factors such as age, educational status,  
232 occupational status, desire to become pregnant, counseling about the benefit of LARCs,  
233 counseling on the effectiveness of LARCs, and satisfaction with the service given have a *p*-value  
234  $\leq 0.25$  and are considered for multivariable logistic regression.

235 Factors from bivariate logistic regression analysis with a *p*-value  $\leq 0.25$  were entered into  
236 multivariable logistic regression analysis. With multivariable logistic regression analysis,  
237 considering a *p*-value  $\leq 0.05$ , the independent predictors of LARCs discontinuation were  
238 maternal occupation, desire to be pregnant shortly, lack of counseling about the side effects of  
239 LARCs, no counseling on the effectiveness of LARCs, and not being satisfied with LARCs  
240 service provision (**Table 4**).

241 Among socio-demographic variables, the occupational status of women was found to be  
242 associated with the discontinuation of LARCs. Women having the occupation of housewife were  
243 10% times less likely to discontinue LARCs than women having the occupation of merchant  
244 (AOR=0.09; CI: 0.04, 0.17). The odds of discontinuing LARCs among women who desire to be  
245 pregnant were 3.7 times higher than counterparts (AOR=3.7; CI: 1.90, 7.14). Regarding  
246 counseling status of women about the side effects of LARCs, those who were not obtained  
247 counseling would be 2.6 times more likely to discontinue LARCs than their counterparts  
248 (AOR=2.6; CI: 1.10,6.01). Those Women who were not counseled about the effectiveness of  
249 LARCs were 2.8 times more likely to discontinue LARCs than their counterparts (AOR=2.8; CI:  
250 1.43, 5.39). Women who were not satisfied with the service given were 2.8 times more likely to  
251 discontinue LARCs than their counterparts (AOR=2.8; CI: 1.15, 6.95) (**Table 4**).

## 252 **Discussions**

253 Nevertheless, 30% of maternal and 10% of infant deaths reduced by LARCs which is one of the  
254 most practical and cost-effective method by ensuring that every pregnancy is desired and every  
255 birth is safe[3, 4], the overall prevalence of LARCs were found to be 18.4%. Current study  
256 finding was consistent with the studies conducted at Hawassa City from Southern Ethiopia of  
257 17.7% [29], Bahir Dar City from Northwest Ethiopia of 17.2% [32] and slightly less than urban  
258 public health facilities of Ethiopia[32].

259 The current study's percentage of LARCS discontinuation at 36 months was lower than the 65%  
260 found in a study conducted in Debre Tabor, Northwest Ethiopia. This variation could be a result  
261 of the subjects or the design of the study. Participants from Debre Tabor, in contrast to the  
262 current study, included both urban and rural populations. Urban inhabitants might be more aware  
263 of the consequences of contraception. Additionally, efforts may have been taken to enhance

264 counseling, particularly for the Women in the current study who had issues with weight gain and  
265 menstruation disruption. The current study result was also lower than studies conducted in Ambo  
266 38.2%(26), Dale District 23.4%(27), and Arsi zone 25%(19). This discrepancy might be due to  
267 differences in the study design, sample size, duration of the study, lack of pre-insertion  
268 counseling, satisfaction with the given service, and sociocultural differences of respondents  
269 across the study areas.

270 Among the types of LARCs discontinued in this study, the prevalence of Implanon (41.8%) and  
271 IUCD (15.2%) were found to be less than secondary data analyzed from EDHS of 61% and 45%  
272 by 36 months respectively (12). This might be due to the discrepancy in the population structure  
273 of the national pattern and variation in the duration of utilization before discontinuation.

274 The study revealed that the main reason for discontinuation of LARCs was emerging side effects  
275 (37.4%), desire to have a child (25.7%), method shift (21.7%), and health concern (13.5%).  
276 Menstrual disruption (47.7%) was the main side effect faced among discontinuers. Menstrual  
277 irregularity may not cause serious health problems but interferes with daily activity, especially  
278 sexual activity with their husband. Discontinuation due to side effects was a result of inadequate  
279 counseling and information on possible side effects before and following the insertion of  
280 LARCs. Giving adequate counseling and information on the side effects and effectiveness of  
281 LARCs likely improves service satisfaction and ensure the continuation of LARCs [13, 16, 29].

282 Among the independent predictors, the occupational status of women was found to be associated  
283 with discontinuation LARCs. Women in the occupation of housewives were 91% more likely to  
284 discontinue LARCs than merchants. This may be because women having the occupation of

285 merchant might be more likely to be educated and have access to information about modern  
286 family planning from different sources.

287 The current study also revealed that the odds of discontinuing LARC among women who desired  
288 to be pregnant shortly were 3.6 times higher than their counterparts. This is consistent with  
289 studies conducted in Kenya[33], Bahir Dar City [34], Debre Markos town[35], and Hawassa  
290 City[29]. This might be because the culture of the community influences married women to  
291 bring a child to ensure the ability of the women to bear a child. In addition to this, 62.4% of  
292 women in the present study were aged 18–29 years. Since the majority of study participants in  
293 this study were young, they might intend to have more children and discontinue the  
294 contraceptives.

295 The present study showed that women who were not counseled about the side effects of the  
296 LARCs were 2.6 times more likely to discontinue LARCs compared to their counterparts which  
297 are consistent with the study done in Ethiopia, systematic review[13], Hawassa[29], and Kersa  
298 district[36]. Besides, the current study also revealed that counseling women about the  
299 effectiveness of LARCs were negatively associated with LARCs discontinuation. The most cited  
300 reason for this effect was effective counseling at insertion time on possible side effects of the  
301 method will help the mother to accept the possible side effects and minimize removal of the  
302 method early. In addition to this, the use of appropriate counseling type and timing might also  
303 help the women to cope with minor side effects and strengthen the continuation of the method.

304 According to the study, women who were unsatisfied were 2.8 times more likely to stop using  
305 long-acting reversible contraceptives (LARCs) than those who were satisfied. This might be the  
306 result of incorrect pre-insertion counselling and a lack of seclusion, which led to frustration and  
307 quitting. This finding is consistent with a study conducted in Makelle City, Dale district,

308 Kambata zone in southern Ethiopia, and Vietnam(18,21,27,36). This might be due to women's  
309 lack of interest in the method chosen. Furthermore, the confidentiality of the service, elucidation  
310 of the service supplier, communication skills, and other service provisions during the insertion of  
311 LARCs may contribute to being discontinuity of long-acting reversible contraceptives.  
312 Therefore, providing quality reproductive health services to clients can lead to better satisfaction  
313 and use of the services.

### 314 **Limitation**

315 The study's cross-sectional design prevented it from determining the cause-and-effect link. In  
316 addition, the possibility of recall bias could not be ruled out, and to study determinant factors, a  
317 cross-sectional design study has limitations.

### 318 **Conclusion**

319 In this study, the overall discontinuation of LARC among women was high (57.2%). The  
320 independent predictors of LARC discontinuation among women were maternal occupation as a  
321 housewife, the desire for pregnancy, not counseling on side effects, not counseling on the  
322 effectiveness of LARCs, and not being satisfied with the service given.

### 323 **Recommendation**

324 Address low community awareness through community-level awareness creation programs and  
325 health education to ensure long-acting reversible contraceptive use. Provide pre-insertion  
326 counseling on side effects, effectiveness, and benefits. Early management and reassurance can  
327 decrease discontinuation and enhance retention. A further comprehensive study of this area that  
328 includes health professionals and is community-based is recommended.

### 329 **Consent for publication**

330 All authors read the manuscript and have provided their consent to publish

### 331 **Availability of data**

332 The data sets used and/or analyzed during the current study are available from the corresponding  
333 author upon reasonable request.

### 334 **Competing Interest**

335 All authors declare that they have no Competing Interest

### 336 **Funding**

337 The funding source for per diem of data collectors and supervisors of this research was Salale  
338 University. The funding body has no role in the design of the study and collection, analysis, and  
339 interpretation of data and in writing this manuscript.

### 340 **References**

- 341 1. <https://www.cdc.gov/reproductivehealth/contraception/unintendedpregnancy/index.htm>.  
342 Accessed Date. 2023 March 21].
- 343 2. [https://www.who.int/news/item/25-10-2019-high-rates-of-unintended-pregnancies](https://www.who.int/news/item/25-10-2019-high-rates-of-unintended-pregnancies-linked-to-gaps-in-family-planning-services-new-who-study)  
344 *linked-to-gaps-in-family-planning-services-new-who-study*. Accessed date [cited 2023  
345 March 21 ].
- 346 3. Cleland J, et al., *Contraception and health*. The Lancet, 2012. **380**(9837): p. 56.
- 347 4. USAID, *Holistic Approach Enhances Family Planning Programs. Respond's Experience*  
348 *with the SEED Programming Model*. 2014. **27**: p. 1-8.
- 349 5. Kolman KB, Hadley SK, and Jordahliafrato MA., *Long-acting reversible contraception:*  
350 *who, what, when, and how*. J Fam Pract 2015. **64**(479): p. 84.
- 351 6. Peterson HB and Curtis KM., *Clinical practice. long-acting methods of contraception N*  
352 *Engl J Med*, 2005. **353**: p. 75.
- 353 7. *Long-Acting Reversible Contraception: Implants and Intrauterine Devices*. November  
354 2017 2021 [cited 2023 March 26].
- 355 8. Wolters Kluwer Health Inc. *ACOG Committee opinion no. 450: increasing use of*  
356 *contraceptive implants and intrauterine devices to reduce unintended pregnancy*. *Obstet*  
357 *Gynecol* 2018 [cited 2023 March 26].
- 358 9. Blane A, Curtis S, and Croft T. *Does contraceptive discontinuation matter? Quality of*  
359 *care and fertility consequences*, in *MEASURE Evaluation Technical Report1999*,  
360 Carolina Population Center: University of North Carolina at Chapel Hill.
- 361 10. Staveteig, et al., *Uptake and Discontinuation of LongActing Reversible Contraceptives*  
362 *(LARCs) in Low-Income Countries*. *DHS Analytical Studies; Rockville, Maryland, USA*.  
363 ICF International, 2015(54).



- 364 11. Ali, et al., *Long-term contraceptive protection, discontinuation, and switching behavior:*  
365 *intrauterine device (IUD) use dynamics in 14 developing countries.* London: World  
366 *Health Organization and Marie Stopes International.* 2011.
- 367 12. Central Statistical Agency., *Ethiopia demographic and health survey 2016, 2017 CSA*  
368 *and ICF: Addis Ababa, Ethiopia.*
- 369 13. Gebeyehu NA, et al., *Discontinuation of long-acting reversible contraceptive use and its*  
370 *determinants among women in Ethiopia: Systematic review and meta-analysis.* Front.  
371 *Public Health,* 2022.
- 372 14. Ezegwui HU, et al., *The discontinuation rate and reasons for discontinuation of*  
373 *implanon at the family planning clinic of University of Nigeria teaching hospital (UNTH)*  
374 *Enugu, Nigeria Niger J Med,* 2011. **20:** p. 448–50.
- 375 15. Haregwa Asnake Weldekidan, et al., *Discontinuation rate of long-acting reversible*  
376 *contraceptives and associated factors among reproductive-age women in Butajira town,*  
377 *Central Ethiopia.* Women’s Health 2022. **18:** p. 1–11.
- 378 16. Tadele Girum Adal., *Early Discontinuation of Long Acting Reversible Contraceptives*  
379 *among Married and in Union Women: A Systematic Review and Meta-analysis.* Ann Med  
380 *Health Sci Res,* 2017. **7:** p. 113-118.
- 381 17. Grunloh DS, et al., *Characteristics associated with discontinuation of long-acting*  
382 *reversible contraception within the first 6 months of use.* Obstet Gynecol 2013. **122:** p.  
383 1214–21.
- 384 18. Cohen R, Sheeder J, and Teal SB., *Cohen R, Sheeder J, Teal SB. Predictors of*  
385 *Discontinuation of Long-Acting Reversible Contraception Before 30 Months of Use by*  
386 *Adolescents and Young Women.* J Adolesc Health 2019. **65:** p. 302-295.
- 387 19. Tesfaye K., *Early discontinuation of implant and its associated factors among women*  
388 *who ever used implant in 2017/2018 in Hawassa Health Centers, Southern Ethiopia,*  
389 *2019.* J Med Case Rep Rev, 2019. **2(7):** p. 320-330.
- 390 20. Asari VG., *Determinants of contraceptive use in Kerala: the case of son/daughter*  
391 *preference.* J Fam Welf, 1994. **40:** p. 19-25.
- 392 21. Bhat PN and Halli SS., *Factors influencing continuation of IUD use in South India:*  
393 *evidence from a multivariate analysis.* J Biosoc Sci. , 1998. **30:** p. 297-319.
- 394 22. Nageso A and Gebretsadik A., *Discontinuation rate of Implanon and its associated*  
395 *factors among women who ever used Implanon in Dale District, Southern Ethiopia.* BMC  
396 *Womens Health,* 2018. **18(1 ):** p. 189.
- 397 23. Park MH, N. TH, and Ngo TD., *Dynamics of IUD use in Vietnam: implications for family*  
398 *planning services at primary health care level.* Int J Womens Health 2011. **3:** p. 429–434.
- 399 24. Youssef RM., *Youssef RM. Contraception use and probability of continuation: a*  
400 *community-based survey of women in southern Jordan.* East Mediterr Health J, 2005. **11:**  
401 p. 545-558.
- 402 25. Federal Democratic Republic Ethiopia., *National Guideline for Family Planning Services*  
403 *in Ethiopia* 2018: Addis Ababa, Ethiopia.
- 404 26. Jain AK and Winfrey W., *Contribution of contraceptive discontinuation to unintended*  
405 *births in 36 developing countries.* Stud Fam Plann 2017; **48:** p. 269–78.
- 406 27. Fekadu GA, et al., *Factors associated with early long-acting reversible contraceptives*  
407 *discontinuation in Ethiopia: evidence from the 2016 Ethiopian demographic and health*  
408 *survey.* Arch Public Health, 2020. **78(1):** p. 1-10.

- 409 28. Bahamondes L, et al., *Long-acting reversible contraceptive (LARCs) methods*. Best Pract  
410 Res Clin Obstet Gynaecol, 2020. **66**: p. 28-40.
- 411 29. Belay Amare Abebe, Nega Assefa, and Bezatu Mengistie., *Discontinuation of Reversible*  
412 *Long-Acting Contraceptive and Associated Factors among Female Users in Health*  
413 *Facilities of Hawassa City, Southern Ethiopia: Cross-Sectional Study*. Open Access  
414 Journal of Contraception, 2020. **11** p. 113–123.
- 415 30. [https://www.who.int/news/item/25-10-2019-high-rates-of-unintended-pregnancies](https://www.who.int/news/item/25-10-2019-high-rates-of-unintended-pregnancies-linked-to-gaps-in-family-planning-services-new-who-study)  
416 *- linked-to-gaps-in-family-planning-services-new-who-study*. Accessed date. [cited 2023  
417 March 24].
- 418 31. Mamo K, Siyoum M, and et al., *Premature Implanon Discontinuation and Associated*  
419 *Factors Among Implanon User Women in Ambo town, Central Ethiopia*. J Heal Med  
420 Nurs 2019. **58**: p. 39–46.
- 421 32. Mihretie GS, A.S., Abebaw Y, et al., *Factors associated with discontinuation among*  
422 *long-acting reversible contraceptive users: a multisite prospective cohort study in urban*  
423 *public health facilities in Ethiopia*. BMJ Open, 2022. **12**.
- 424 33. Kungu W, Agwanda A, and Khasakhala A., *Prevalence of and factors associated with*  
425 *contraceptive discontinuation in Kenya*. Afr J Prm Health Care Fam Med, 2022. **14**(1): p.  
426 .
- 427 34. Melesse YD, et al., *Discontinuation of Long-Acting Reversible Contraceptive Methods*  
428 *and Associated Factors among Women in Health Facilities of Bahir Dar City, Northwest*  
429 *Ethiopia: A Cross-Sectional Study*. Reprod Syst Sex Disord, 2022. **11**(319).
- 430 35. Melese Siyoum, et al., *Implanon Discontinuation Rate and Associated Factors among*  
431 *Women who Ever Used Implanon in the Last Three Years in Debre Markos Town,*  
432 *Northwest Ethiopia, 2016, Cross-Sectional Study*. ARC Journal of Public Health and  
433 Community Medicine 2017. **2**(1): p. 8-16.
- 434 36. Gali Nega, Muluemebet Abera, and Afework Tadele., *Discontinuation rate and*  
435 *associated factors among contraceptive implant users in Kersa district, southwestern*  
436 *Ethiopia*. BMC Archives of Public Health, 2021. **79**(75).

437

438

Table 1: Socio-demographic characteristics of long-acting reversible contraceptive users in health facilities of Shashemene town, Southern Ethiopia, 2022(n=402).

Variable	Frequency	Percentage
<b>Age, years</b>		
<20	25	6.2
20-29	226	56.2
30-39	117	29.1
40+	34	8.5
<b>marital status</b>		
Married	368	91.5
Single	22	5.5
Divorced/separated	7	1.7
Widowed	5	1.2
<b>Educational status (n=402)</b>		
no formal education	22	5.5
Primary education	253	62.9
Secondary education	91	22.6
Higher education/ university/College	36	9.0
<b>Occupational (n=402)</b>		
Housewife	230	57.2
Government employed	43	10.7
Private employed	44	10.9
Merchant	85	21.1
<b>Family income</b>		
<2000	29	7.2
2000-3000	220	54.7
3000+	153	38.1

medRxiv preprint doi: <https://doi.org/10.1101/2023.07.25.23293161>; this version posted July 27, 2023. The copyright holder for this preprint (which was not certified by peer review) is the author/funder, who has granted medRxiv a license to display the preprint in perpetuity. It is made available under a [CC-BY 4.0 International license](https://creativecommons.org/licenses/by/4.0/).

Table 2: Obstetric history of women who ever used LARC 2021/2022, in Shashemene town, Oromia, South Ethiopia, 2022(n=402).

Variable	Frequency	Percentage
<b>Parity</b>		
0	3	0.7
1-2	137	34.1
3-4	203	50.5
5+	59	14.7

Living children (n=198)		
0	9	2.2
1-2	139	34.6
3-4	198	49.3
5+	56	13.9
History of abortion		
Yes	122	30.3
No	280	69.7
Desire of pregnancy		
Yes	177	44.0
No	225	56.0

medRxiv preprint doi: <https://doi.org/10.1101/2023.07.25.23293161>; this version posted July 27, 2023. The copyright holder for this preprint (which was not certified by peer review) is the author/funder, who has granted medRxiv a license to display the preprint in perpetuity. It is made available under a [CC-BY 4.0 International license](https://creativecommons.org/licenses/by/4.0/).

**Table 3: Contraceptive and counseling-related characteristics of women who ever used LARCs in 2021/2022 in Shashemene town, Oromia, Southern Ethiopia, 2022 (n=402).**

Variable	Frequency	Percentage
Contraceptive use before LARCs		
Yes	299	74.4
No	103	25.6
Type of contraceptive used before LARCs		
Injection	150	50.2
OCP	93	31.1
OCP nad Injection	45	15.2
Others	10	3.5
Method selection		
My self	260	64.7
My husband	12	3.0
Health professional	83	20.6
Others (Health Extension workers, Neighbor...)	47	11.7
Type of LARC used		
Implanon	220	54.7
Jaddles	110	27.4
IUD	72	17.9
Counseled about benefit of LARC		
Yes	199	49.5
No	203	50.5
Counseled about side effect		
Yes	203	50.5
No	199	49.5



No		
Counseled about effectiveness		
Yes	227	56.5
No	175	43.5
Information participants got during counselling (Satisfied)		
Yes	216	53.7
No	186	46.3

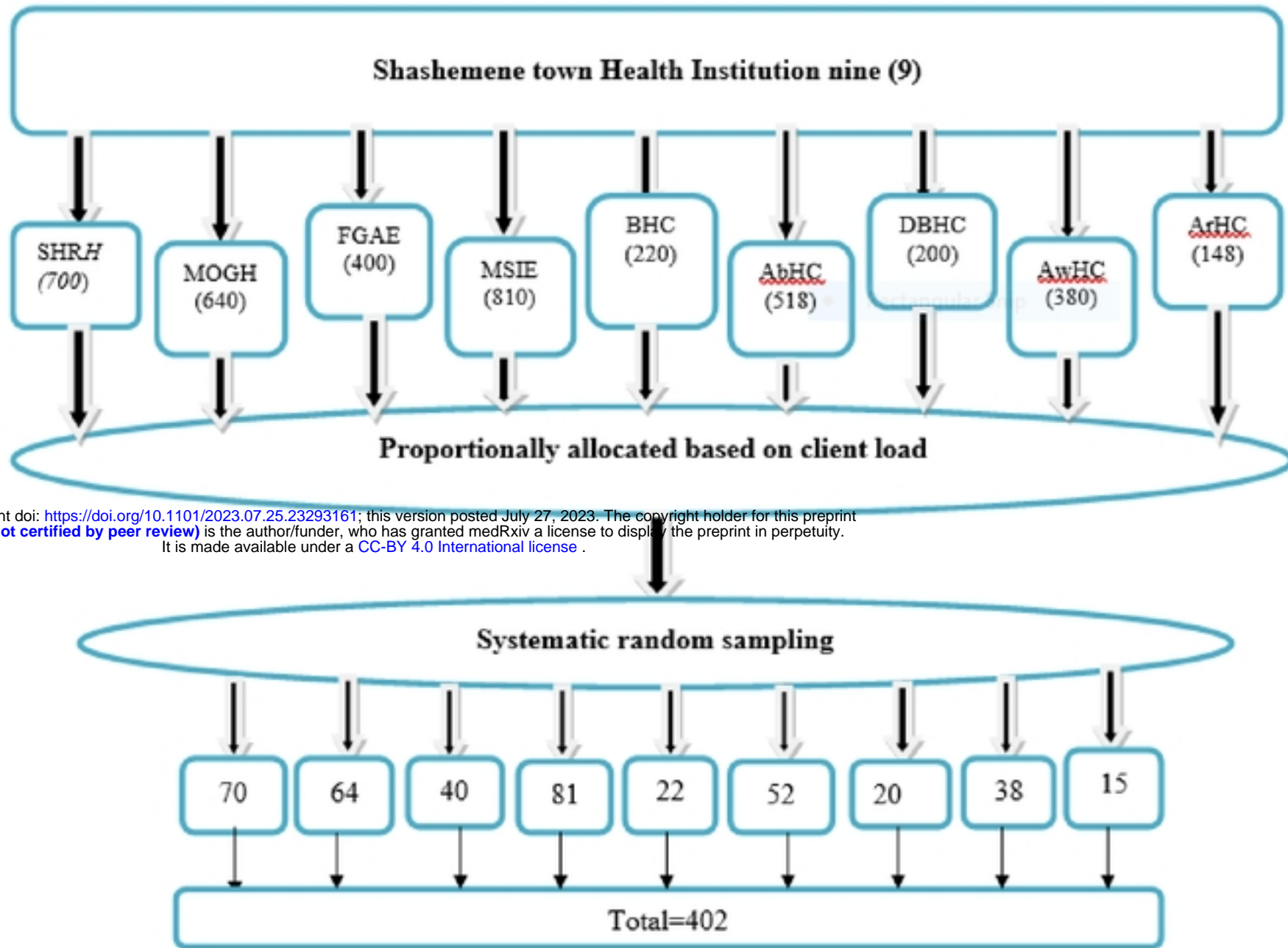
Table 4: Bivariate and Multivariate analysis of factors associated with discontinuation of long-acting reversible contraceptives in Shashemene town southern Ethiopia 2022 (n=402).

Variables	Discontinuation of LARCs		COR (95%CI)	P-value	AOR (95%CI)	P-value
	Yes%	No%				
Age						
<20	13(52.0%)	12(48.0%)	1			
20-29	162(71.7%)	64(28.3%)	0.43(0.18- 0.98)	0.047	0.59(0.17 - 1.98)	0.394
30-39	41(35.0%)	76(65.0%)	2.00(0.84 -4.80)	0.117	2.34(0.68 - 8.02)	0.175
40+	14(41.2%)	20(58.8%)	1.54(0.54 -4.38)	0.411	5.53(0.26 -24.16)	0.073
Educational status						
no formal education	10(45.5%)	12(54.5%)	1		1	
Primary education	191(75.5%)	62(24.5%)	0.27(0.11- 0.65)	0.004	0.47(0.14 - 1.56)	0.220
Secondary education	24(26.4%)	67(73.6%)	2.33(0.89 -6.08)	0.085	4.82(0.24 - 18.67)	0.093
Higher education	5(13.9%)	31(86.1%)	5.17(1.46-18.27)	0.011	8.24(0.41 - 47.96)	0.099
Occupational status						
Housewife	184(80.0%)	46(20.0%)	0.09(0.05 -0.17)	0.000	0.09(0.04 - 0.17) *	0.000
Government employee	4(9.3%)	39(90.7%)	3.83(1.23-11.90)	0.020	0.69(0.15 - 3.09)	0.630
Private employee	18(40.9%)	26(59.1%)	0.56(0.26 - 1.22)	0.147	0.45(0.16 - 1.27)	0.135
Merchant	24(28.2%)	61(71.8%)	1		1	
Desire of pregnancy						
Yes	104(46.2%)	121(53.8%)	2.87(1.89 - 4.36)	0.000	3.69(1.90-7.14) *	0.000
No	126(71.2%)	51(28.8%)	1		1	
Counseled about benefit of LARC						
Yes	74(37.2%)	125(62.8%)	5.60(3.63 -8.66)	0.000	0.79(0.29 - 2.12)	0.643
No	156(76.8%)	47(23.2%)	1		1	
Counseled side effect of LARC						
Yes	152(76.4%)	47(23.6%)	1		1	
No	78(38.4%)	125(61.6%)	5.18(3.36 -7.98)	0.000	2.57(1.10 -6.01) *	0.029
Counseled effectiveness						

of LARC						
Yes	122(69.7%)	53(30.3%)	1		1	
No	108(47.6%)	119(52.4%)	2.53(1.67 - 3.83)	0.000	2.77(1.43 - 5.39) *	0.003
Satisfied with the service given						
Yes	162(78.3%)	127(65.1%)			1	
No	68(34.9%)	45(21.7%)	6.72(4.31-10.46)	0.000	2.83(1.15 -6.95) *	0.023

\*p<0.05, OR- Odds Ratio, AOR- Adjusted Odds Ratio

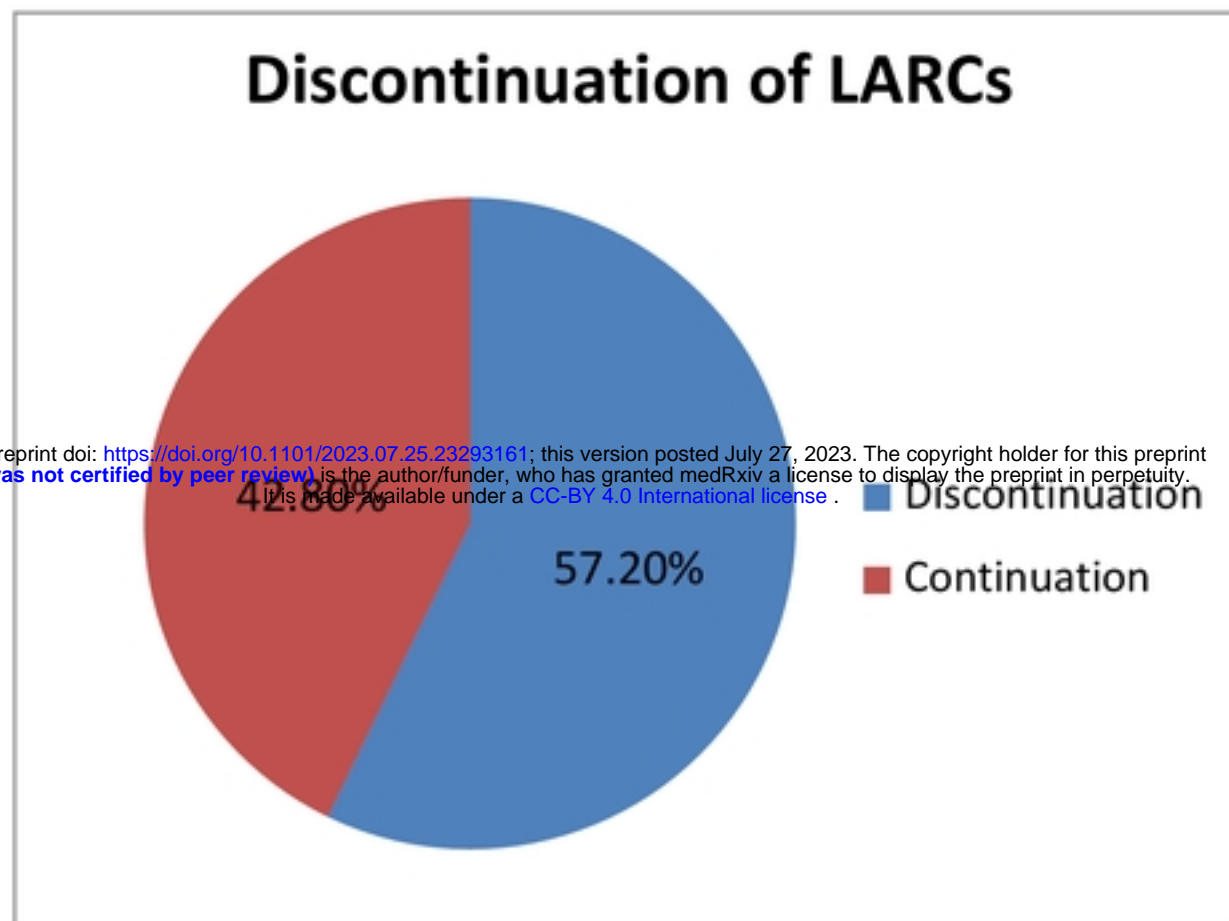
medRxiv preprint doi: <https://doi.org/10.1101/2023.07.25.23293161>; this version posted July 27, 2023. The copyright holder for this preprint (which was not certified by peer review) is the author/funder, who has granted medRxiv a license to display the preprint in perpetuity. It is made available under a [CC-BY 4.0 International license](#).



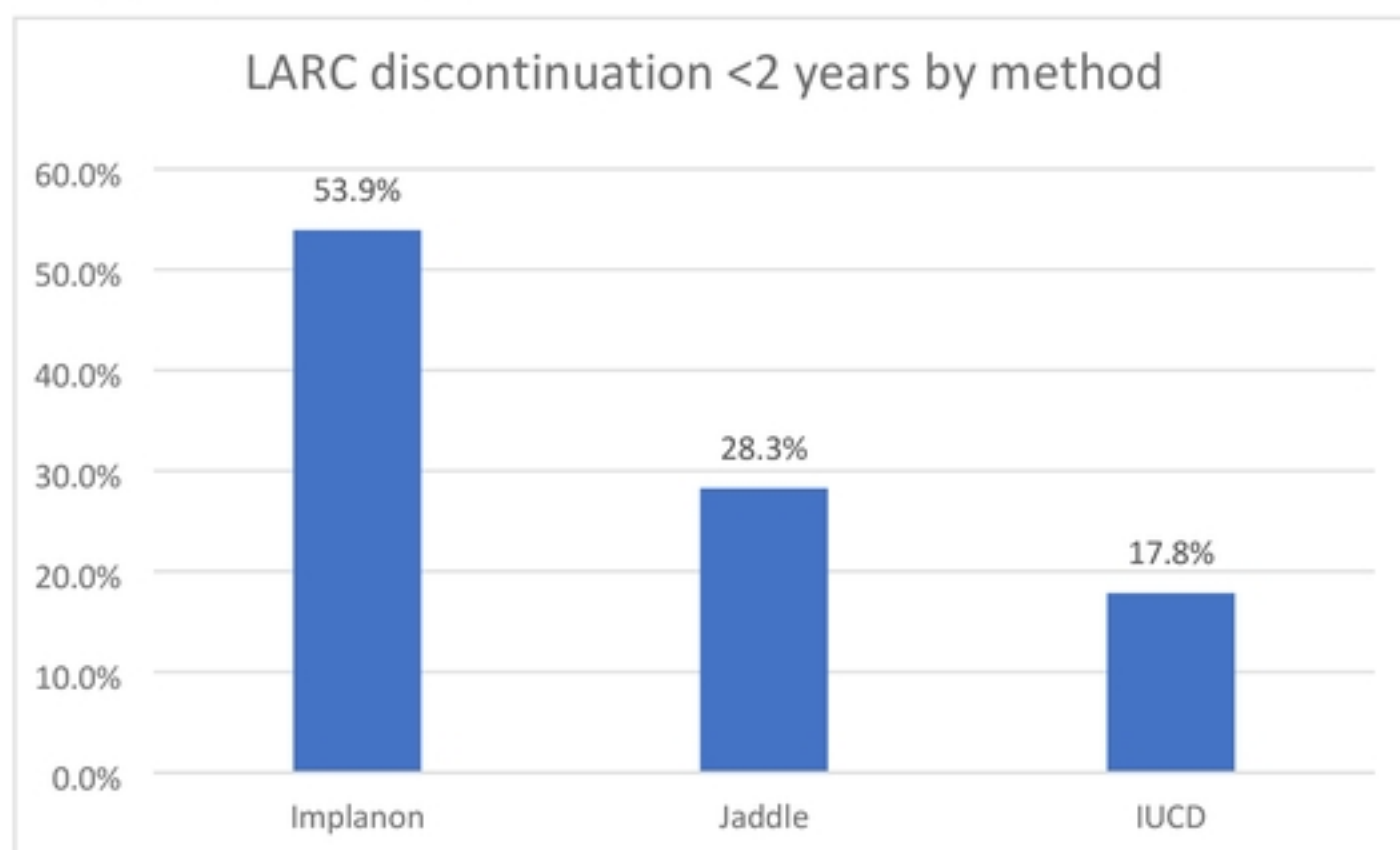
medRxiv preprint doi: <https://doi.org/10.1101/2023.07.25.23293161>; this version posted July 27, 2023. The copyright holder for this preprint (which was not certified by peer review) is the author/funder, who has granted medRxiv a license to display the preprint in perpetuity. It is made available under a [CC-BY 4.0 International license](https://creativecommons.org/licenses/by/4.0/).

**Figure 1: Six months' enrollment in Health institutions of Shashemene town administration in two public hospitals, five HCs and two NGO clinics from family planning registration book, for sample selection (December - June/2022).**

medRxiv preprint doi: <https://doi.org/10.1101/2023.07.25.23293161>; this version posted July 27, 2023. The copyright holder for this preprint (which was not certified by peer review) is the author/funder, who has granted medRxiv a license to display the preprint in perpetuity. It is made available under a [CC-BY 4.0 International license](https://creativecommons.org/licenses/by/4.0/).

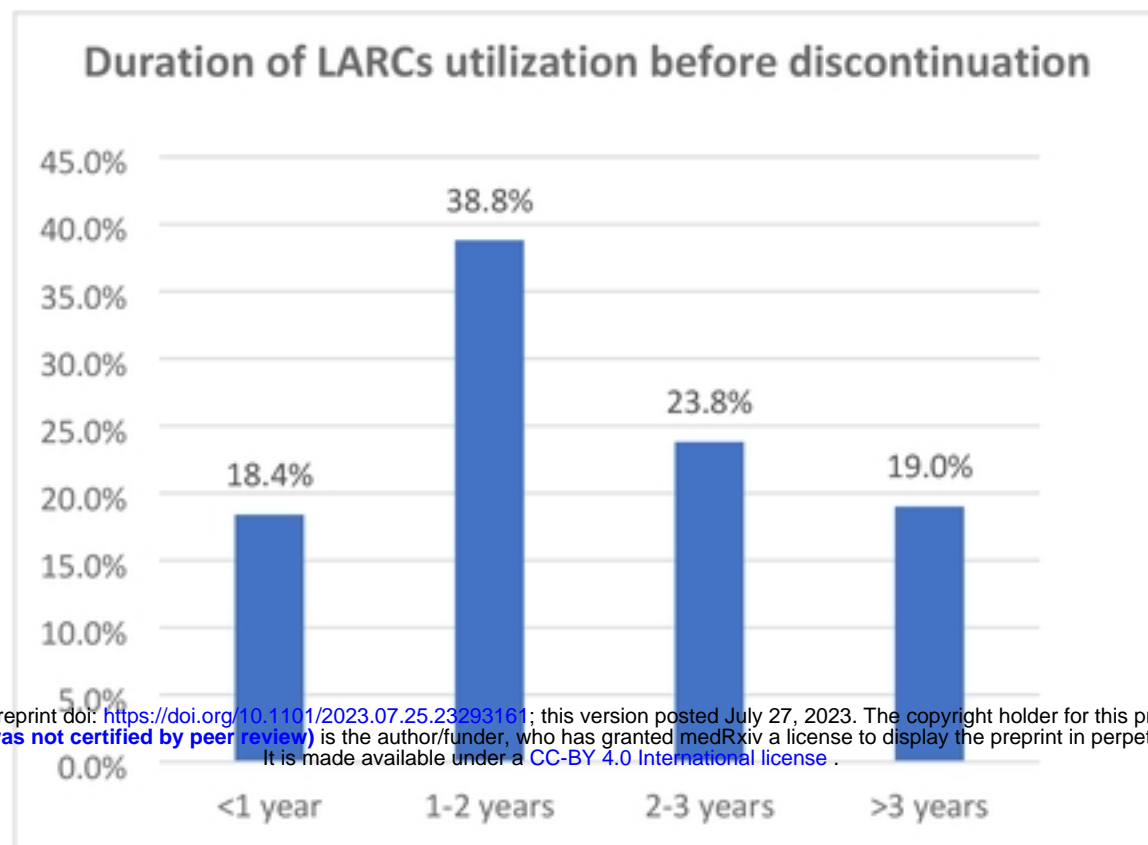


**Figure 2: proportion of LARC discontinuation rate among LARC users in Shashemene town, Southern Ethiopia, 2022.**



**Figure 3. LARC discontinuation <2 years by method**

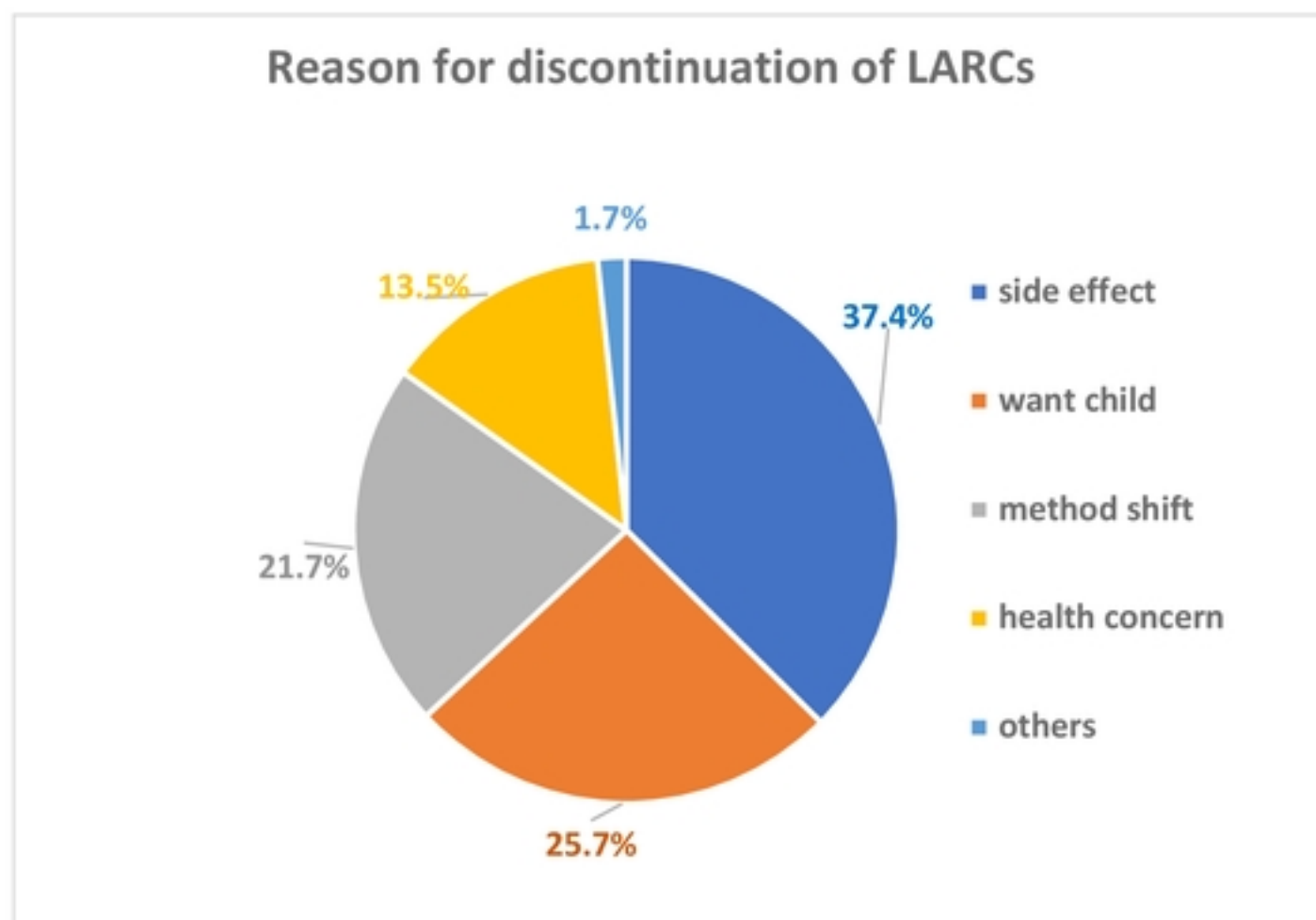




medRxiv preprint doi: <https://doi.org/10.1101/2023.07.25.23293161>; this version posted July 27, 2023. The copyright holder for this preprint (which was not certified by peer review) is the author/funder, who has granted medRxiv a license to display the preprint in perpetuity. It is made available under a [CC-BY 4.0 International license](https://creativecommons.org/licenses/by/4.0/).

**Figure 4. Duration of LARCs utilization before discontinuation**

**Reason for discontinuation of LARCs**



**Figure 4- Reason for discontinuation among women who ever used LARC in 2021/2022 in Shashemene town, Southern Ethiopia (n=230).**

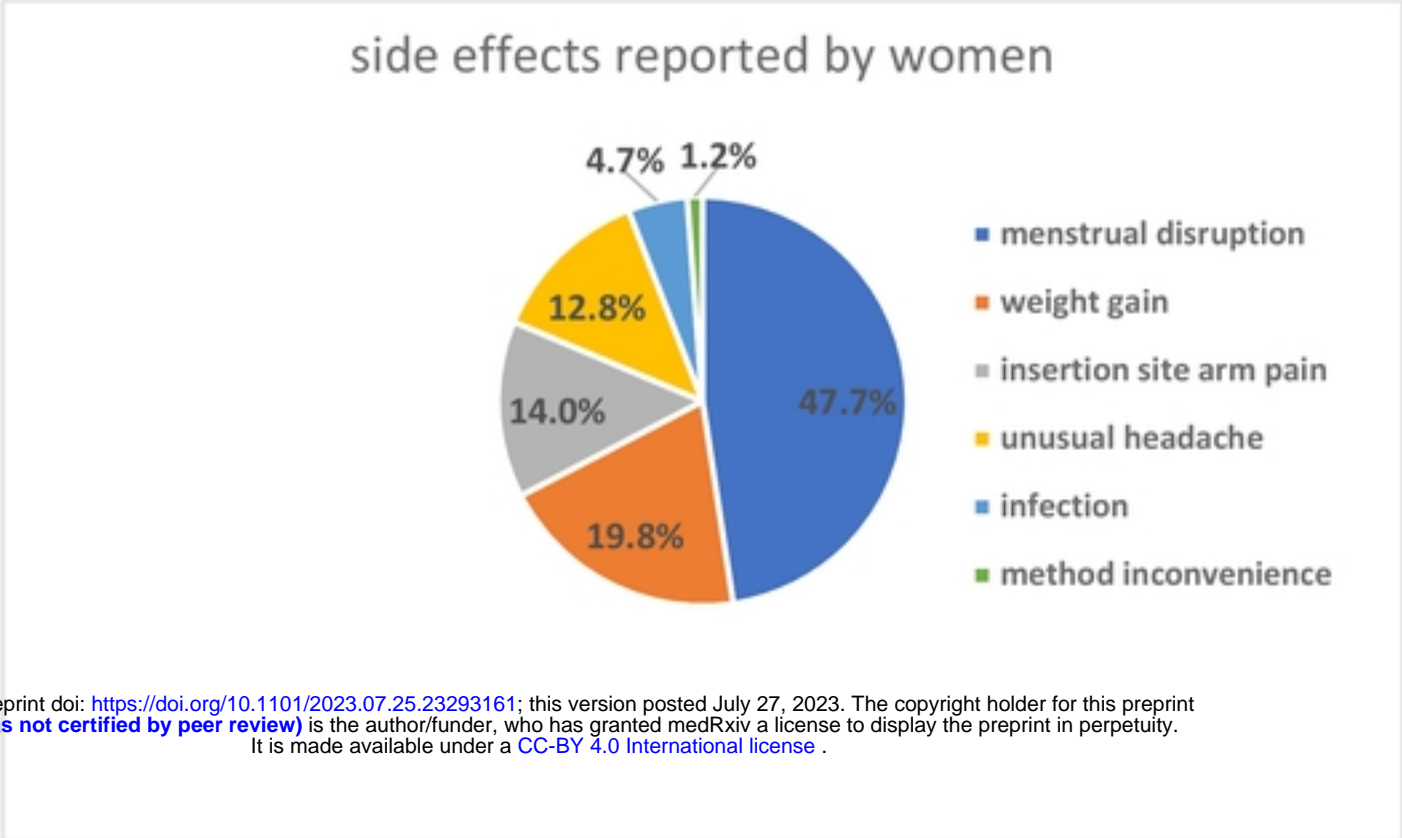


Figure 5. side effects reported by women