

1 **Antiemetic effect of pregabalin in breast reconstruction surgery in**
2 **patients after bariatric surgery: Prospective, randomized, double-blind**
3 **study**

4
5 **Effect of pregabalin on postoperative nausea and vomiting**
6

7 **Rafael Reis Fernandes^{1¶*}, Marcello Fonseca Salgado-Filho^{2¶}, Guilherme Bracco**
8 **Graziosi^{3&}, André Luiz Viana Nery da Silva^{3&}, Flávio Augusto Amaral Fernandes Távora^{3&},**
9 **Caio Pontes de Azevedo^{4&}, Alice Ramos Oliveira da Silva^{5&}, Nubia Verçosa^{6¶}, Ismar Lima**
10 **Cavalcanti^{1¶}**

11
12
13 **1** Department of General and Specialized Surgery, Graduate Program in Medical Sciences,
14 Fluminense Federal University, Niterói, Rio de Janeiro, Brazil.

15
16 **2** Graduate Program in Anesthesia for High-Complexity Surgery, Hospital Israelita Albert Einstein,
17 São Paulo, São Paulo, Brazil.

18
19 **3** Nery-Graziosi Plastic Surgery, Niterói, Rio de Janeiro, Brazil.

20
21 **4** Anesthesiologist, Niterói, Rio de Janeiro, Brazil.

22
23 **5** School of Pharmacy, Federal University of Rio de Janeiro, Rio de Janeiro, Rio de Janeiro, Brazil.

24
25 **6** Department of Surgery, Graduate Program in Surgical Sciences, School of Medicine, Federal
26 University of Rio de Janeiro, Rio de Janeiro, Rio de Janeiro, Brazil.

27
28
29
30 *Corresponding author

31 Email: rafareis.rs@icloud.com (RRF).

32 ¶ These authors also contributed to this study.

33
34 & These authors also contributed equally to this study.
NOTE: This preprint reports new research that has not been certified by peer review and should not be used to guide clinical practice.

35 **Abstract**

36

37 **Introduction**

38 Postoperative nausea and vomiting (PONV) is a common complication after general anesthesia.
39 Pregabalin may reduce its incidence. The objective of this study was to evaluate the adjuvant
40 antiemetic effect of pregabalin in the first 24 hours after surgery in patients undergoing breast
41 reconstruction after bariatric surgery.

42 **Materials and Methods**

43 This prospective, randomized, double-blind study had 52 female patients aged between 18 and
44 64 years with physical status 1-2 of the American Society of Anesthesiologists who underwent
45 breast reconstruction after bariatric surgery. The patients were divided into two groups. Patients
46 in the control group received placebo, and those in the pregabalin group received 75 mg of
47 pregabalin 2 hours before surgery and 75 mg 12 hours later. All patients received 4 mg
48 dexamethasone and 4 mg ondansetron. The incidence of PONV was evaluated in the immediate
49 postoperative period and 6 hours, 12 hours, and 24 hours later. The need for rescue doses of
50 antiemetics and adverse events in the first 24 hours were recorded.

51 **Results**

52 The groups were homogeneous in clinical and treatment variables. There was no significant
53 difference in the incidence of PONV over time in the control group ($P = 0.71$ /no occurrence) or in
54 the pregabalin group ($P = 0.11$ / $P = 0.26$). There was no significant difference in the need for
55 rescue antiemetic dose ($P = 0.40$) or in the incidence of adverse events ($P = 0.51$) between
56 groups.

57 **Conclusion**

58 The administration of pregabalin in the first 24 hours after surgery did not significantly reduce
59 PONV in patients undergoing breast reconstruction after bariatric surgery.

60

61

62 **Introduction**

63 Postoperative nausea and vomiting (PONV) is common after general anesthesia, with an
64 incidence ranging from 30 to 50% [1]. Thus, prevention measures are routinely taken during

65 anesthetic-surgical procedures, especially those performed under general anesthesia using
66 opioids, inhalational anesthetics, or nitrous oxide [1,2]. The goals of preventive treatment for
67 PONV are to avoid unexpected hospitalizations, delays in hospital discharge, increases in
68 hospital costs, and patient discomfort and dissatisfaction [3,4]. Therefore, an aggressive and
69 multimodal prophylactic approach is recommended, especially in high-risk patients. These high-
70 risk patients are classified using the simplified Apfel score [2,5,6]. Recently, GABAergic adjuvants
71 such as pregabalin have been associated with multimodal management for better control of
72 PONV [1,7].

73 We hypothesized that patients who were preventively medicated with pregabalin would
74 have a lower rate of nausea and vomiting in the first 24 postoperative hours. The objective of this
75 study was to evaluate the antiemetic effect of pregabalin in the first 24 hours after surgery in
76 patients undergoing breast reconstruction after bariatric surgery under general anesthesia.

77

78 **Materials and Methods**

79 After approval by the Ethics Committee in Human Research of the Antônio Pedro University
80 Hospital, Niterói, Rio de Janeiro, Brazil, on November 13, 2018 (CAAE: 85415718.2.0000.5243)
81 and registration in the Brazilian Clinical Trials Registry (ReBEC – UTN: U1111-1259-6153), a
82 prospective, randomized, double-blind, placebo-controlled, single-center clinical trial with 52 adult
83 patients undergoing elective breast reconstruction after bariatric surgery under general
84 anesthesia in a tertiary hospital between August 2019 and July 2021 was conducted. All patients
85 signed a written informed consent form before surgery. This manuscript follows the guidelines of
86 CONSORT.

87 The inclusion criteria were 52 female patients aged between 18 and 64 years, with
88 physical status classified by the American Society of Anesthesiologists (ASA) scale 1 and 2 [8],
89 who underwent breast reconstruction after bariatric surgery. The exclusion criteria were patients
90 who had participated in another study in the last month; smokers; alcohol drinkers; body mass
91 index greater than 35 mg/m²; occurrence of episodes of nausea or vomiting in the 24 hours before
92 surgery; use of corticosteroids; use of psychoactive drugs or any drug with an antiemetic effect;
93 known hypersensitivity to any study medication; patients with severe kidney, liver, lung, heart,

94 brain, or bone marrow diseases; and patients who had a history of uncontrollable vomiting even
95 after administration of rescue medication.

96 No patient received any premedication. In the operating room, the patients were
97 monitored with pulse oximetry, noninvasive blood pressure, electrocardioscopy, capnography,
98 and degree of neuromuscular blockade. A 20-G intravenous cannula was inserted into the right
99 or left arm. Preoxygenation was performed with 100% oxygen for 5 minutes at 6 L·min⁻¹ using a
100 face mask. Both groups underwent the same general anesthesia. Anesthesia was induced with
101 intravenous administration of 1.5 mg·kg⁻¹ fentanyl (Cristália®, São Paulo, Brazil) 3 mcg·kg⁻¹,
102 lidocaine (Cristália®, São Paulo, Brazil), 1-2 mg·kg⁻¹ propofol (Cristália®, São Paulo, Brazil), and
103 0.6 mg·kg⁻¹ rocuronium bromide (Cristália®, São Paulo, Brazil) followed by orotracheal intubation.
104 Anesthesia was maintained with inhalation of sevoflurane (Cristália®, São Paulo, Brazil) at a 2%
105 end-tidal concentration combined with 50% oxygen/compressed air at 1 L·min⁻¹ and 0.05 to 0.3
106 mcg·kg⁻¹·min⁻¹ remifentanil (GSK®, Rio de Janeiro, Brazil) intravenously by an infusion pump (B.
107 Braun®, Rio de Janeiro, Brazil) when necessary. The patients received perioperative preventive
108 analgesia with the nonsteroidal anti-inflammatory drug parecoxib sodium (Pfizer®, São Paulo,
109 Brazil) 40 mg intravenously and dipyron sodium (Sanofi Aventis®, São Paulo, Brazil) 50 mg·kg⁻¹
110 intravenously. For perioperative preventive antiemesis, the patients received 4 mg intravenous
111 ondansetron (Cristália®, São Paulo, Brazil) and 4 mg intravenous dexamethasone (Aché®, São
112 Paulo, Brazil). At the end of surgery, 2 mg·kg⁻¹ of sugammadex (MSD®, São Paulo, Brazil) was
113 administered intravenously to reverse the neuromuscular block, and the trachea was extubated.
114 Postoperative analgesia was administered with 50 mg·kg⁻¹ intravenous dipyron (Sanofi Aventis®,
115 São Paulo, Brazil) every 4 hours and 40 mg intravenous parecoxib sodium (Pfizer®, São Paulo,
116 Brazil) every 12 hours in regular doses and 10 mg intravenous nalbuphine hydrochloride
117 (Cristália®, São Paulo, Brazil) as a rescue dose every 4 hours when the visual analog scale (VAS)
118 was greater than 4 (moderate pain) or when requested by the patient due to uncontrolled pain.
119 Postoperative antiemesis was performed with rescue doses of 4 mg ondansetron (Cristália®, São
120 Paulo, Brazil) every 8 hours, as requested by the patient and after nausea or vomiting.

121 The primary outcome of the study was the antiemetic effect of pregabalin. The frequency
122 and intensity of individual episodes of nausea and the frequency of vomiting immediately, 6 hours,
123 12 hours, and 24 hours after surgery were compared. The secondary outcomes of the study were

124 the rating of pain by VAS at rest and on movement at the same four times, the amounts of
125 antiemetic and analgesic rescue medications used in the first 24 postoperative hours, the need
126 for opioid medication after hospital discharge, chronic pain 3 months after surgery [9], and the
127 incidence of adverse events in the first 24 postoperative hours.

128 For the purpose of this study, nausea was defined as a subjective unpleasant and
129 involuntary sensation of the urge to vomit, without the expulsion of stomach contents, and
130 vomiting was defined as the expulsion of stomach contents through the mouth [1].

131 Patients from both groups were evaluated at four times during the first 24 hours
132 postoperatively, immediately, 6 hours, 12 hours, and 24 hours, to record PONV onset, pain at rest
133 or movement according to the VAS, the need for antiemetic and/or analgesic rescue medication,
134 and the occurrence of adverse events. The rescue doses of nalbuphine in the first 24 hours, the
135 consumption of remifentanyl during the perioperative period, and the need for opioid use after
136 hospital discharge were compared between the groups to evaluate the opioid-sparing effect of
137 pregabalin. Three months after hospital discharge, all patients were contacted by telephone to
138 evaluate postoperative chronic pain.

139 A protocol form was used to record the data. It contained the patient's medical record
140 number, initials, age, anthropometric data, previous pathological history, physical status
141 according to the ASA [8], total procedure time, total anesthesia time, total waking time (which was
142 the time between interruption of anesthesia and extubation), amount of fluids administered, and
143 the Aldrete and Kroulik scale [10] of postanesthetic recovery. The frequency of PONV at each
144 time, as well as pain, according to the VAS, during the rest period and during movement after
145 surgery were also recorded in the protocol form. The antiemetic and analgesic rescue medications
146 used in the first 24 postoperative hours, the opioid sparing effect through quantification of the
147 rescue doses of nalbuphine hydrochloride in the first 24 hours, the consumption of remifentanyl in
148 the perioperative period and the need for opioids after hospital discharge, the evaluation of the
149 development of chronic pain after 3 months postoperatively, and the occurrence of adverse
150 events in the first 24 hours were recorded.

151 **Statistical analysis**

152 To calculate the sample size and power of the study, Grant et al. [1], who performed a
153 meta-analysis on pregabalin reducing PONV, obtained a 53% reduction in the incidence of PONV

154 in the group that used pregabalin. Thus, to calculate a 53% reduction in PONV cases with a study
155 power of 90%, with an alpha value less than 0.05 and a beta value less than 0.2, 24 patients were
156 required in each group. An additional 10% was included to cover possible case losses, for a total
157 of 52 patients. GraphPad Prism QuickCalcs® software (Inc., La Jolla, CA, USA) was used for this
158 calculation.

159 After electronic randomization (Randomized®), the patients were divided into two groups
160 of 26 in a 1:1 ratio: the control group and the pregabalin group. The compounding pharmacy of
161 the hospital formulated a placebo capsule consisting of starch and another capsule of 75 mg of
162 pregabalin. The pharmacist allocated the tablets (placebo or pregabalin) into envelopes of
163 identical appearance, numbered from 1 to 52, following randomization principles. Each envelope
164 contained two placebo tablets or two pregabalin tablets. One tablet was given to the patient 2
165 hours before surgery in the preoperative period and one tablet 12 hours later. The researcher and
166 the patient were blinded to the pills administered.

167 For descriptive analysis, we organized the observed data into tables, and they are
168 expressed as measures of central tendency and dispersion suitable for numerical data and as
169 frequency and percentage for categorical data.

170 The inferential analysis consisted of the following methods: Clinical and treatment
171 variables were compared between groups (placebo and pregabalin) using the independent-
172 sample Student's t test (parametric) or the Mann–Whitney test (nonparametric) for numerical data,
173 and the χ^2 test or Fisher's exact test for categorical data. Repeated-measures analysis of variance
174 (ANOVA) was run on categorical data using the CATMOD procedure [11] of SAS® statistical
175 software to verify whether there was significant variation in nausea or vomiting over the four time
176 points. The longitudinal analysis of VAS over the four time points was composed of repeated-
177 measures ANOVA within each group. Repeated-measures ANOVA with one factor, highlighting
178 the interaction component (time \times group), was done to compare the evolution of VAS between
179 the groups. The Bonferroni test of multiple comparisons was applied to identify which times
180 differed significantly from each other within each group.

181 The Shapiro–Wilk test was run to see if each variable conformed to the normal
182 distribution, together with the graphical analysis of the histograms. The level of significance

183 adopted was 5%. Statistical analysis was performed with SPSS statistical software version 26
184 and SAS® 6.11 (SAS Institute, Inc., Cary, NC).

185 **Results**

186 A total of 52 eligible female patients were recruited and randomized into two groups: 26 to
187 the control group and 26 to the pregabalin group (Fig. 1). All included patients were allocated to
188 a group. There was no loss in the analyses, and there was no loss to follow-up.

189

190

191

192

193

194

195

196

197

198

199

200

201

202

203

204

205

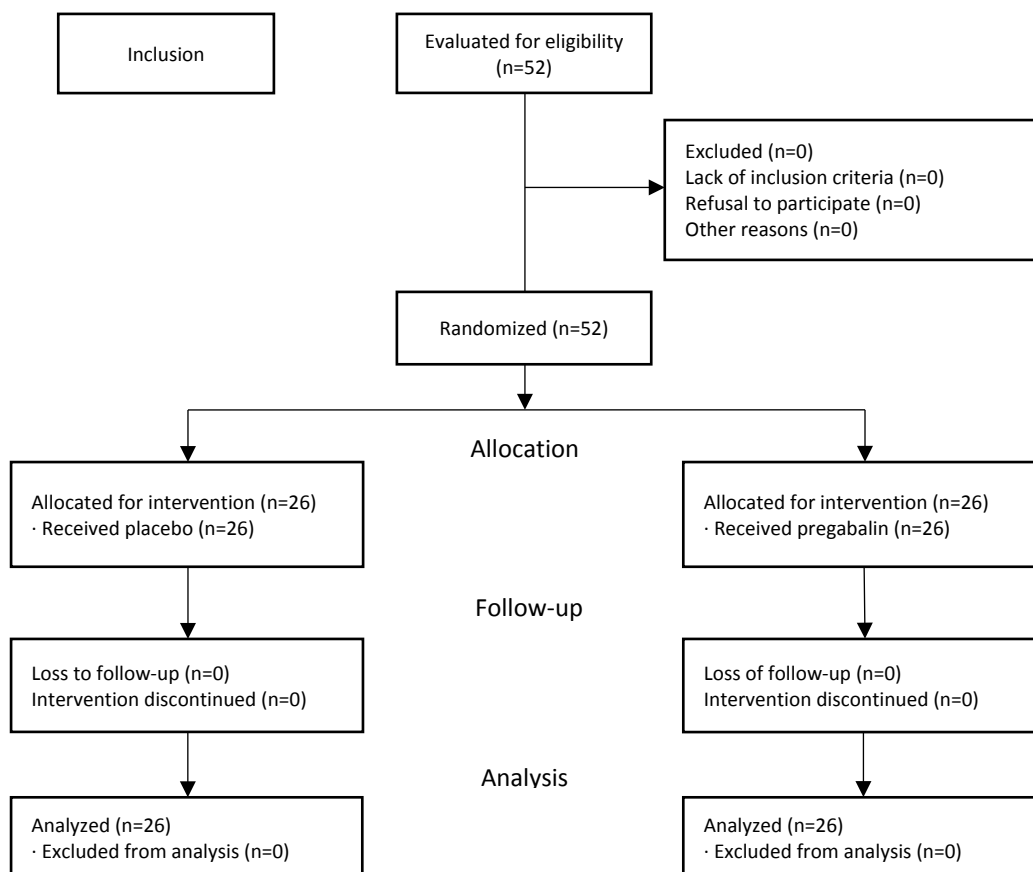
206

207

208

209

210



211 Fig. 1. Study patient flowchart - CONSORT.

212

213

214

215

216

217

218

219

220 There was no significant difference at the 5% level between the groups in the clinical
 221 variables or the characteristics of surgery between the groups. Demographic data were
 222 homogeneous, except for height, but this had no clinical significance (Table 1). There was no
 223 significant difference in the use of opioids in the perioperative period.

224

225 Table 1. Demographic data, surgery characteristics and perioperative use of opioids

226

Variable	Pregabalin		Placebo		P value
Demographic data					
Age (years)	35.8	± 8.6	37.6	± 8.0	0.45
Weight (kg)	70.9	± 8.8	66.1	± 9.3	0.061
Height (m)	1.65	± 0.06	1.62	± 0.06	0.038
IMC (kg/m ²)	26.0	± 3.0	25.2	± 2.8	0.33
Surgery characteristic					
Total surgery time (min)	176	± 31	168	± 39	0.46
Total anesthesia time (min)	222	± 33	212	± 40	0.29
Wake-up time (min)	15.5	± 5.9	13.3	± 4.0	0.13
Fluids (ml)	1229	± 221	1208	± 230	0.74
Perioperative opioid dose					
Total opioid rescue	1	0 - 1	0	0 - 1	0.69
Total remifentanil (mcg)	200	155 - 394	245	87 - 361	0.64
Total fentanyl (mcg)	200	175 - 225	175	175 - 200	0.063

BMI: body mass index. Data are expressed as the mean ± standard deviation and were compared using Student's *t* test for independent samples. Nonnormal data are expressed as the median and interquartile range (Q1-Q3) and were compared using the Mann-Whitney test. P<0.05 was significant.

227

228

229

230

231

232

233 There was no significant difference between the groups in the categorical clinical variables,
 234 such as associated comorbidities, previous pathological history of pain, history of PONV, physical
 235 status classification by ASA, degree of consciousness in the preoperative period, operation time,
 236 heart rate at admission to the operating room, and Aldrete and Kroulik score at departure from
 237 the operating room (Table 2).
 238 Table 2. Clinical categorical variables.

Variable	Pregabalin		Placebo		P value
	n	%	n	%	
Comorbidities					
yes	9	34.6	9	34.6	1
no	17	65.4	17	65.4	
PPH Pain					
yes	0	0	0	0	NA
no	26	100	26	100	
PONV					
yes	1	3.8	4	15.4	0.17
no	25	96.2	22	84.6	
WING					
I	17	65.4	17	65.4	1
II	9	34.6	9	34.6	
Preop awareness					
sleepy	1	3.8	1	3.8	0.99
calm	18	69.2	17	65.4	
anxious	7	26.9	8	30.8	
HR OR entry					
< 60 bpm	2	7.7	6	23.1	0.36
60-90 bpm	17	65.4	15	57.7	
> 90 bpm	7	26.9	5	19.2	
ALDRETE OR exit					
9	22	84.6	17	65.4	0.11
10	4	15.4	9	34.6	

PPH: previous pathological history; PONV: postoperative nausea and vomiting; ASA: American Society of Anesthesiologists; Preoperative: preoperative period; HR: heart rate; OR: operating room. P<0.05 was significant (χ^2 test or Fisher's exact test).

239 There was no significant difference in the frequency of PONV between the groups at any
 240 time (Table 3).

241

242 Table 3. PONV episodes at the four times.

Variable	Pregabalin		Placebo		P value ²
	n	%	n	%	
Nausea					
0 h	4	15.4	4	15.4	1
6 h	5	19.2	4	15.4	0,50
12 h	1	3.8	3	11.5	0,30
24 h	6	23.1	6	23.1	1
ANOVA <small>repeated measures</small>	P value¹ = 0.11		P value¹ = 0.71		
Vomiting					
0 h	2	7.7	0	0	0,25
6 h	0	0	0	0	NA
12 h	0	0	0	0	NA
24 h	2	7.7	0	0	0,25
ANOVA <small>repeated measures</small>	P value¹ = 0.26		NA		

T: time; 0 h: immediate postoperative period; h: hours.

¹ ANOVA for repeated measures of categorical data by the CATMOD procedure of SAS® software.

² χ^2 test or Fisher's exact test. NA: not applicable. P<0.05 was significant.

243

244

245

246

247

248

249

250

251

252

253

254 There was no significant difference in VAS at rest or upon movement, at any time between
 255 the groups (Table 4). Within both groups, both at rest and in movement, there was a significant
 256 variation in pain control in the first 24 hours (Figs. 2 and 3).

257

258 Table 4. Evolution of VAS at rest and during movement at the four times.

Variable	Pregabalin	Placebo	<i>P value</i> ²
VAS at rest (points)			
0 h	6.5 ± 2.1	6.5 ± 1.9	0.99
6 h	5.9 ± 1.8	6.0 ± 1.5	0.80
12 h	5.0 ± 2.0	4.9 ± 1.4	0.87
24 h	3.3 ± 2.4	3.1 ± 2.0	0.71
<i>ANOVA</i> <small>repeated measures</small>	<i>P value</i>¹ < 0.0001	<i>P value</i>¹ < 0.0001	
<i>Bonferroni</i> <small>multiple comparisons</small>	(0 h, 6 h) ≠ (12 h, 24 h) and 12 h ≠ 24 h	(0 h, 6 h) ≠ (12 h, 24 h) and 12 h ≠ 24 h	
Moving VAS (points)			
0 h	7.5 ± 2.1	7.2 ± 2.0	0.69
6 h	6.8 ± 1.8	6.8 ± 1.5	0.87
12 h	5.4 ± 2.1	5.7 ± 1.5	0.49
24 h	3.9 ± 2.4	4.0 ± 1.9	0.90
<i>ANOVA</i> <small>repeated measures</small>	<i>P value</i>¹ < 0.0001	<i>P value</i>¹ < 0.0001	
<i>Bonferroni</i> <small>multiple comparisons</small>	(0 h, 6 h) ≠ (12 h, 24 h) and 12 h ≠ 24 h	(0 h, 6 h) ≠ (12 h, 24 h) and 12 h ≠ 24 h	

VAS: visual analog scale; 0 h: immediate postoperative period; h: hours.

¹ ANOVA for repeated measures within each group, time component. Bonferroni multiple comparisons test at the 5% level.

² Student's *t* test for independent samples.

259

260

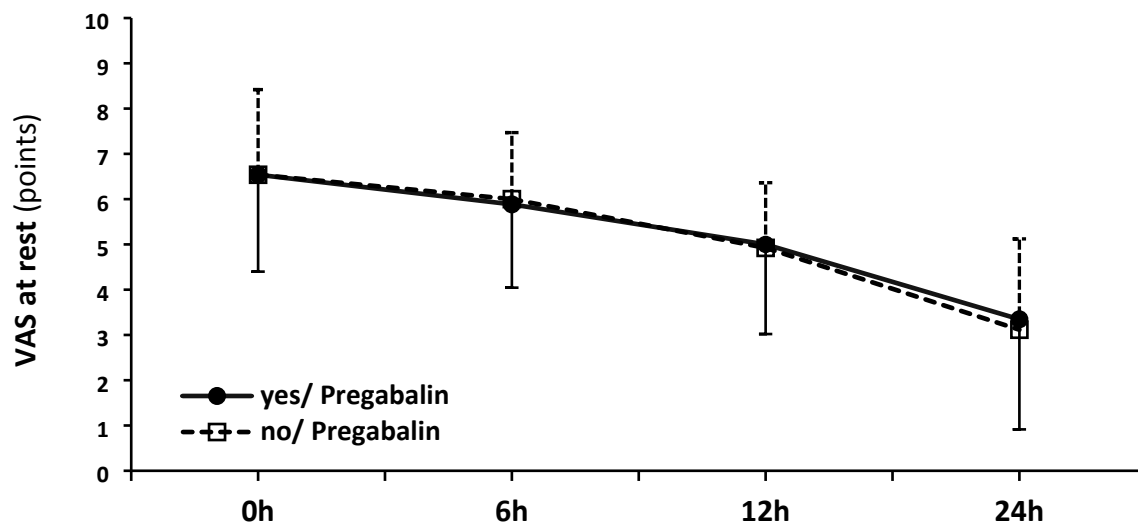
261

262

263

264

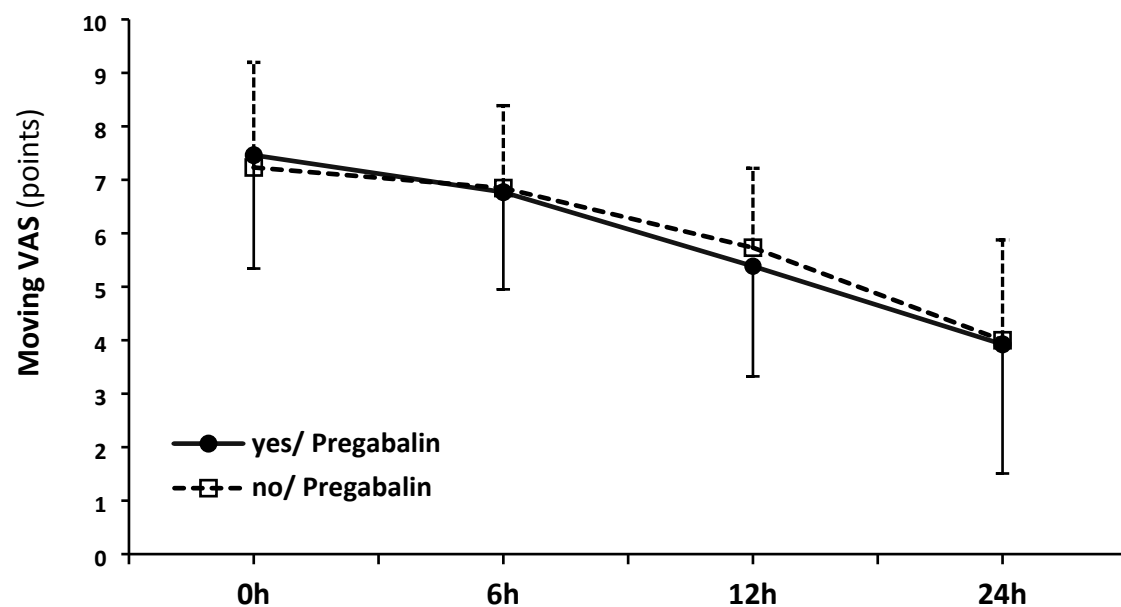
265



266

267 Figure 2. VAS at rest over time according to group.

268



269

270 Figure 3. VAS in motion over time by group.

271

272

273

274

275

276

277

278 There was no significant difference in the following variables between groups: frequency of
 279 adverse events in the first 24 hours after surgery, use of opioids after hospital discharge, use of
 280 opioid rescue medication or PONV in the first 24 hours after surgery, or development of
 281 postoperative chronic pain (Table 5).

282

283 Table 5. Postoperative variables by group.

Variable	Pregabalin		Placebo		P value
	n	%	n	%	
Adverse events					
yes	5	19.2	7	26.9	0.51
no	21	80.8	19	73.1	
Postdischarge opioid use					
yes	9	37.5	8	36.4	0.94
no	15	62.5	14	63.6	
Total opioid rescue					
none	12	46.2	14	53.8	0.74
one	11	42.3	8	30.8	
2 or 3	3	11.5	4	15.4	
PONV rescue					
yes	9	34.6	12	46.2	0.40
no	17	65.4	14	53.8	
Opioid rescue					
yes	13	50.0	11	42.3	0.58
no	13	50.0	15	57.7	
Chronic pain PO					
yes	6	25.0	9	40.9	0.25
no	18	75.0	13	59.1	

PONV: postoperative nausea and vomiting; PO: postoperatively.
 P<0.05 was significant (χ^2 test or Fisher's exact test).

284

285

286

287

288

289 Discussion

290 According to the Apfel criteria [6], the incidence of PONV in this study is moderate to high,
291 ranging from 40 to 80%, since only female patients and nonsmokers were included in this study,
292 factors that indicate aggressive multimodal treatment for the control of PONV symptoms [2,12].
293 In addition, these patients received general anesthesia with volatile anesthetics and opioids,
294 which also increased the risk of PONV [12]. Adequate PONV control aims to avoid negative
295 postoperative repercussions such as fluid and electrolyte imbalance, wound dehiscence,
296 pulmonary aspiration, and prolonged hospital stay [4]. For this reason, advanced perioperative
297 recovery protocols have been increasingly introduced into anesthetic practice to promote early
298 recovery of patients by reducing the use of opioids, which in turn reduces PONV [1]. In the present
299 study, we administered pregabalin adjuvantly because there is evidence that this drug reduces
300 PONV [1,7]. Its mechanism of action in the prevention of PONV is not fully known, but it does
301 block voltage-gated calcium channels by reducing the release of excitatory neurotransmitters that
302 reduce postoperative inflammation. It has inhibitory action in the area postrema, which may help
303 to reduce intraoperative and postoperative opioid consumption [1].

304 Pregabalin doses, dosages for use, and types of surgeries it is used for are heterogeneous
305 [7]. This may explain the conflicting results of its use and suggests the need for more studies on
306 the subject [7]. Pregabalin doses have ranged from 50 mg to 600 mg per day, with different
307 dosages [1]. Some patients have used a dose of pregabalin preoperatively or postoperatively or
308 a dose administered preoperatively and another 12 hours later [7,13]. Patients who have received
309 higher doses of pregabalin have had less PONV, greater opioid-sparing effects, and greater
310 efficacy of pain control; however, they have had more side effects [7,13]. In contrast, Mishriky et
311 al. [14] found that a single preoperative dose of pregabalin was as effective as multiple doses and
312 that low doses (less than 75 mg) were as effective as high doses (300 mg) in terms of reducing
313 the consumption of morphine. For our study, we used 150 mg of pregabalin in the first 24 hours,
314 divided into a 75 mg tablet 2 hours before surgery and a 75 mg tablet 12 hours after the first dose
315 [15,16,17].

316 The total incidence of postoperative nausea in our study was 63.46%, all reported as mild,
317 and the total incidence of postoperative vomiting was 7.69%. Previous studies [18, 19] reported
318 that 5-HT₃ receptor antagonists may be better antiemetics than anti-nausea agents, which may

319 explain the much lower incidence of vomiting (7.69%) than the incidence of nausea (63,46%) in
320 our study. At the four times studied (0 h, 6 hours, 12 hours, and 24 hours), there was no significant
321 difference in PONV with the use of pregabalin. The total incidence of the use of rescue antiemetic
322 medication in the first 24 hours after surgery was 40.38%, being slightly higher in the group that
323 did not use pregabalin ($P = 0.40$). In their meta-analysis, Grant et al. [1] demonstrated that
324 pregabalin reduces the incidence of nausea and vomiting and the administration of rescue
325 antiemetics within the first 24 hours after surgery performed under general anesthesia. However,
326 the same study emphasized that it is important to recognize that the studies included in their
327 meta-analysis treated PONV as a secondary outcome in their original study design, which may
328 limit the interpretation of the results [1]. This may be a reason for the different results compared
329 to our study. In addition, this meta-analysis [1] selected 18 studies that did not use any
330 prophylactic antiemetic medication during anesthesia. This finding may explain and limit the result
331 of the nonsuperiority of pregabalin compared to placebo found in our study, which used dual
332 antiemetic therapy in all patients based on the SAMBA protocol and the Apfel scale [6]. Two other
333 meta-analyses that evaluated the effect of pregabalin for the prevention of PONV were performed
334 in patients undergoing hysterectomy, with conflicting results [20, 21]. It is noteworthy that all of
335 their included studies treated PONV as a secondary outcome. Although Wang et al. [20] found a
336 positive effect of pregabalin at controlling PONV, they emphasized that the different doses of
337 pregabalin used and the heterogeneity of the studies were limiting factors of their meta-analysis.
338 Ni J et al. [21] explained that they did not conclude that there was a positive effect of pregabalin
339 in the control of PONV due to the need to obtain better-quality randomized controlled studies, as
340 their meta-analysis was limited by the heterogeneity and size of the studies ($n < 100$), they
341 considered their results not clinically significant, especially in patients taking doses below 150 mg
342 of pregabalin. Regarding adverse events related to the use of pregabalin, in our study, 19% of
343 the patients reported sedation without other associated symptoms, but there was no significant
344 difference between groups ($P = 0.51$). Regarding this side effect of sedation, meta-analyses have
345 obtained similar results [1, 20, 21].

346 This study is limited by our understanding of the antiemetic mechanisms of action of
347 pregabalin. More high-quality randomized, controlled, multicenter, double-blind clinical trials with

348 more evaluated patients, studying the antiemetic effect of pregabalin as the primary outcome, will
349 be needed to validate the results of the present study.

350

351 **Conclusions**

352 The administration of 75 mg of pregabalin 2 hours before surgery and 12 hours after the first dose
353 showed no significant difference from placebo in the reduction of episodes of PONV in patients
354 undergoing breast reconstruction after bariatric surgery under general anesthesia. There were no
355 significant differences between the groups in the reduction of postoperative pain, the need for
356 antiemetic and analgesic rescue medication, the development of postoperative chronic pain, or
357 the number of adverse events with the use of pregabalin.

358

359 **Acknowledgments**

360

361 **Conceptualization:** Rafael Reis Fernandes, Ismar Lima Cavalcanti, Nubia Verçosa, Marcello
362 Fonseca Salgado Filho.

363 **Data curatorship:** Rafael Reis Fernandes.

364 **Formal analysis:** Rafael Reis Fernandes, Ismar Lima Cavalcanti, Nubia Verçosa, Marcello
365 Fonseca Salgado Filho, Rosangela Aparecida Gomes Martins.

366 **Investigation:** Rafael Reis Fernandes, Ismar Lima Cavalcanti, Nubia Verçosa, Marcello Fonseca
367 Salgado Filho.

368 **Methodology:** Rafael Reis Fernandes, Ismar Lima Cavalcanti, Nubia Verçosa, Marcello Fonseca
369 Salgado Filho, Rosangela Aparecida Gomes Martins, Alice Ramos Oliveira da Silva.

370 **Project management:** Rafael Reis Fernandes.

371 **Validation:** Ismar Lima Cavalcanti, Nubia Verçosa, Marcello Fonseca Salgado Filho.

372 **Writing – original draft:** Rafael Reis Fernandes, Ismar Lima Cavalcanti, Nubia Verçosa,
373 Marcello Fonseca Salgado Filho.

374 **Writing – proofreading and editing:** Rafael Reis Fernandes, Ismar Lima Cavalcanti, Nubia
375 Verçosa, Marcello Fonseca Salgado Filho.

376

377

378 **References**

- 379 1. Grant MC, Betz M, Hulse M, Zorrilla-Vaca A, Hobson D, Wick E, et al. The effect of
380 preoperative pregabalin on postoperative nausea and vomiting: a meta-analysis. *Anesth*
381 *Analg.* 2016;123:1100-1107. <https://doi.org/10.1213/ANE0000000000001404> PMID:
382 27464972
- 383 2. GanTJ, Diemunsch P, Habib AS, Kovak A, Kranke P, Meyer TA, et al. Consensus
384 guidelines for the management of postoperative nausea and vomiting. *Anesth Analg.*
385 2014;118:85-113. <https://doi.org/10.1213/ANE0000000000000002> PMID: 24356162
- 386 3. Chatterjee S, Rudra A, Sengupta S. Current concepts in the management of
387 postoperative nausea and vomiting. *Anesthesiol Res Pract.* 2011;748031.
388 <https://doi.org/10.1155/2011/748031> PMID: 22110499
- 389 4. Silva AC, O’Ryan F, Poor DB. Postoperative nausea and vomiting (PONV) after
390 orthognathic surgery: a retrospective study and literature review. *J Oral Maxillofac Surg.*
391 2006;64:1385-1397. <https://doi.org/10.1016/j.joms.2006.05.024> PMID: 16916674
- 392 5. Freedman BM, O’Hara E. Pregabalin has opioid-sparing effects following augmentation
393 mammoplasty. *Anesthet Surg J.* 2008;28:421-424.
394 <https://doi.org/10.1016/j.asj.2008.04.004> PMID: 19083556
- 395 6. Apfel CC, Philip BK, Cakmakya OS, Shilling A, Leslie JB, Allard M, et al. Who is at risk
396 for postdischarge nausea and vomiting after ambulatory surgery? *Anesthesiol.* 2012;
397 117:475-486. <https://doi.org/10.1097/ALN.0b013e318267ef31> PMID: 22846680
- 398 7. J Zhang, Ho KY, Wang Y. Efficacy of pregabalin in acute postoperative pain: a meta-
399 analysis. *Br J Anaesth.* 2011;106:454-462. <https://doi.org/10.1093/bja/aer027> PMID:
400 21357616
- 401 8. Doyle DJ, Hendrix JM, Garmon EH. American Society of Anesthesiologist Classification.
402 Update: December 4, 2022. NBK441940. PMID: 28722969
- 403 9. Treede RD, Rief W, Barke A, Aziz Q, Bennett MI, Benoliel R, et al. A classification of
404 chronic pain for ICD-11. *Pain.* 2015;156:1003-1007.
405 <https://doi.org/10.1097/j.pain.000000000000160> PMID: 25844555
- 406 10. Aldrete JA. The Post-anesthesia recovery score revisited. *J Clin Anesth.* 1995;7:89-91.
407 [http://doi.org/10.1016/0952-8180\(94\)00001-k](http://doi.org/10.1016/0952-8180(94)00001-k) PMID: 7772368

- 408 11. Stanish WM, Koch GG. "The use of CATMOD for repeated measurement analysis of
409 categorical data", Proceedings of the ninth annual SAS users group international
410 conference. Cary, NC: SAS Institute Inc. 1984;9:761-770.
- 411 12. Pierre S, Whelan R. Nausea and vomiting after surgery. Continuous Education in
412 Anaesthesia Critical Care & Pain. 2013;13:28-32.
413 <https://doi.org/10.1093/bjaceaccp/mks046>
- 414 13. Chou R, Gordon DB, Leon-Casasola AO, Rosenberg JM, Bickler S, Brennan T, et al.
415 Management of post-operative pain: a clinical practice guideline from the American Pain
416 Society, the American Society of Regional Anesthesia and Pain Medicine, and the
417 American Society of Anesthesiologists Committee on Regional Anesthesia, Executive
418 Committee, and Administrative Council. J Pain. 2016;17:131-157.
419 <https://doi.org/10.1016/j.jpain.2015.12.008> PMID: 26827847
- 420 14. Mishriky BM, Waldron NH, Habib AS. Impact of pregabalin on acute and persistent
421 postoperative pain: a systematic review and meta-analysis. Br J Anaesth 2015;114:10-
422 31. <https://doi.org/10.1093/bja/aeu293> PMID: 25209095
- 423 15. Agarwal A, Gautam S, Gupta D, Agarwal S, Singh PK, Singh U. Evaluation of a single
424 dose of pregabalin for attenuation of post-operative pain after laparoscopic
425 cholecystectomy. Br J Anaesth 2008;101:700-704. <https://doi.org/10.1093/bja/aen244>
426 PMID: 18716003
- 427 16. Bekawi MS. El Wakeel LM, Al Taher WM, Mageed WM. Clinical study evaluating
428 pregabalin efficacy and tolerability for pain management in patients undergoing
429 laparoscopic cholecystectomy. Clin J Pain 2014;30:944-952.
430 <https://doi.org/10.1097/AJP.000000000000060> PMID: 24662499
- 431 17. George RB, Mckeen DM, Andreou P, Habib AS. A randomized placebo-controlled trial of
432 two doses of pregabalin for postoperative analgesia in patients undergoing abdominal
433 hysterectomy. Can J Anaesth. 2014;61:551-557. [https://doi.org/10.1007/s12630-014-
434 0147-4](https://doi.org/10.1007/s12630-014-0147-4) PMID: 24668315
- 435 18. Park SK, Cho EJ. A randomized, double-blind trial of palonosetron compared with
436 ondansetron in preventing postoperative nausea and vomiting after gynaecological

- 437 laparoscopic surgery. J Int Med Res. 2011;39:399–407.
438 <https://doi.org/10.1177/147323001103900207> PMID: 21672343
- 439 19. Candiotti KA, Birnbach DJ, Lubarsky DA, Nhuch F, Kamat A, Koch WH, et al. The impact
440 of pharmacogenomics on postoperative nausea and vomiting: does CYP2D6 allele copy
441 number and polymorphisms affect the success or failure of ondansetron prophylaxis?
442 Anesthesiology. 2005;102:543–549. [https://doi.org/10.1097/00000542-200503000-](https://doi.org/10.1097/00000542-200503000-00011)
443 [00011](https://doi.org/10.1097/00000542-200503000-00011) PMID: 15731591
- 444 20. Wang YM, Xia M, Shan N, Yuan P, Wang DL, Shao JH, et al. Pregabalin can decrease
445 acute pain and postoperative nausea and vomiting in hysterectomy: A meta-analysis.
446 Medicine (Baltimore). 2017;96:e7714. <https://doi.org/10.1097/MD.00000000000007714>
447 PMID: 28767611
- 448 21. Ni J, Jiang J, Mao S, Sun RF. Pregabalin does not decrease acute pain or postoperative
449 nausea and vomiting after hysterectomy: a meta-analysis. J Int Med Res. 2020;48:
450 300060520954720. <https://doi.org/10.1177/0300060520954720> PMID: 33334230

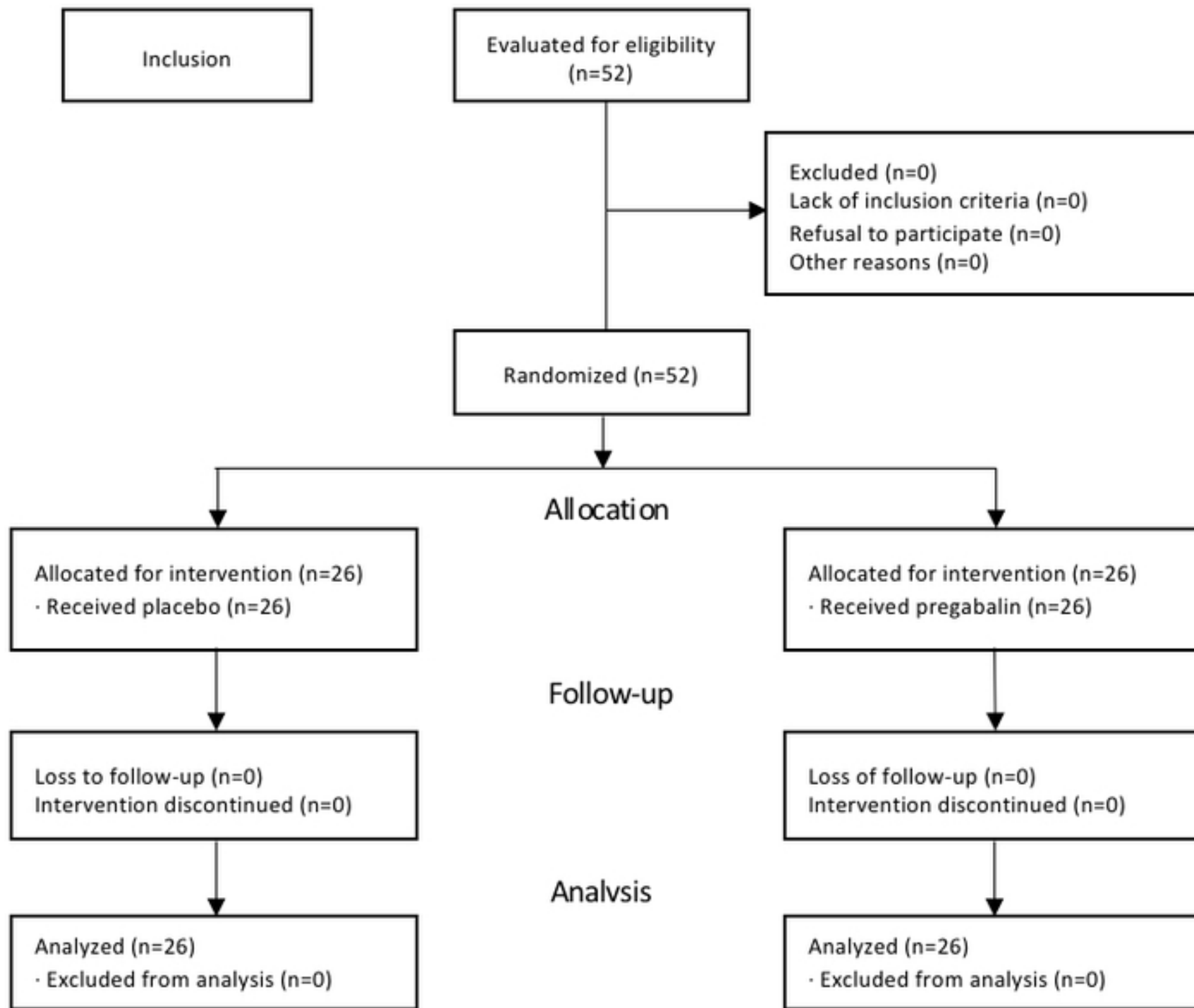


Fig. 1. Study patient flowchart - CONSORT.

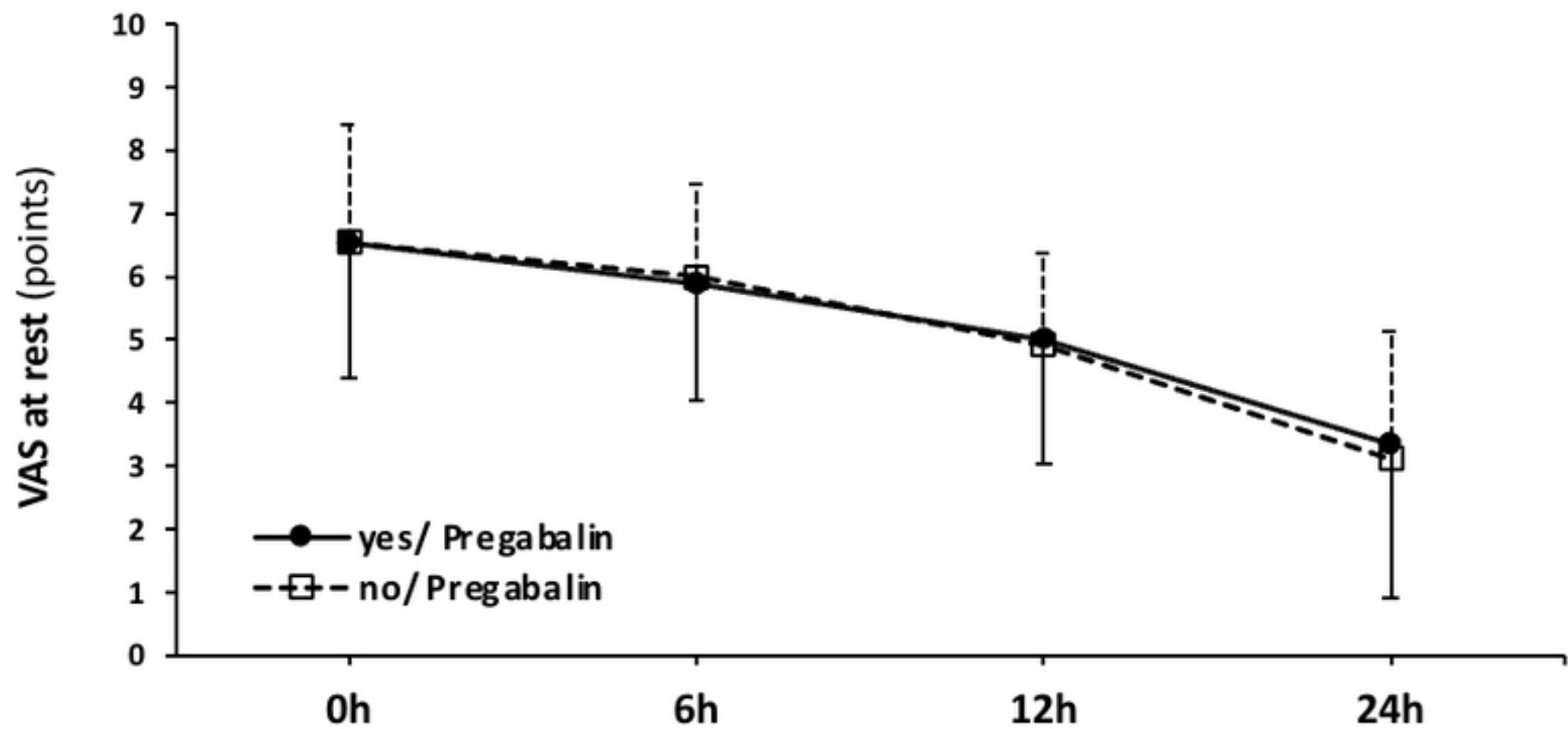


Figure 2. VAS at rest over time according to group.

Figure 2

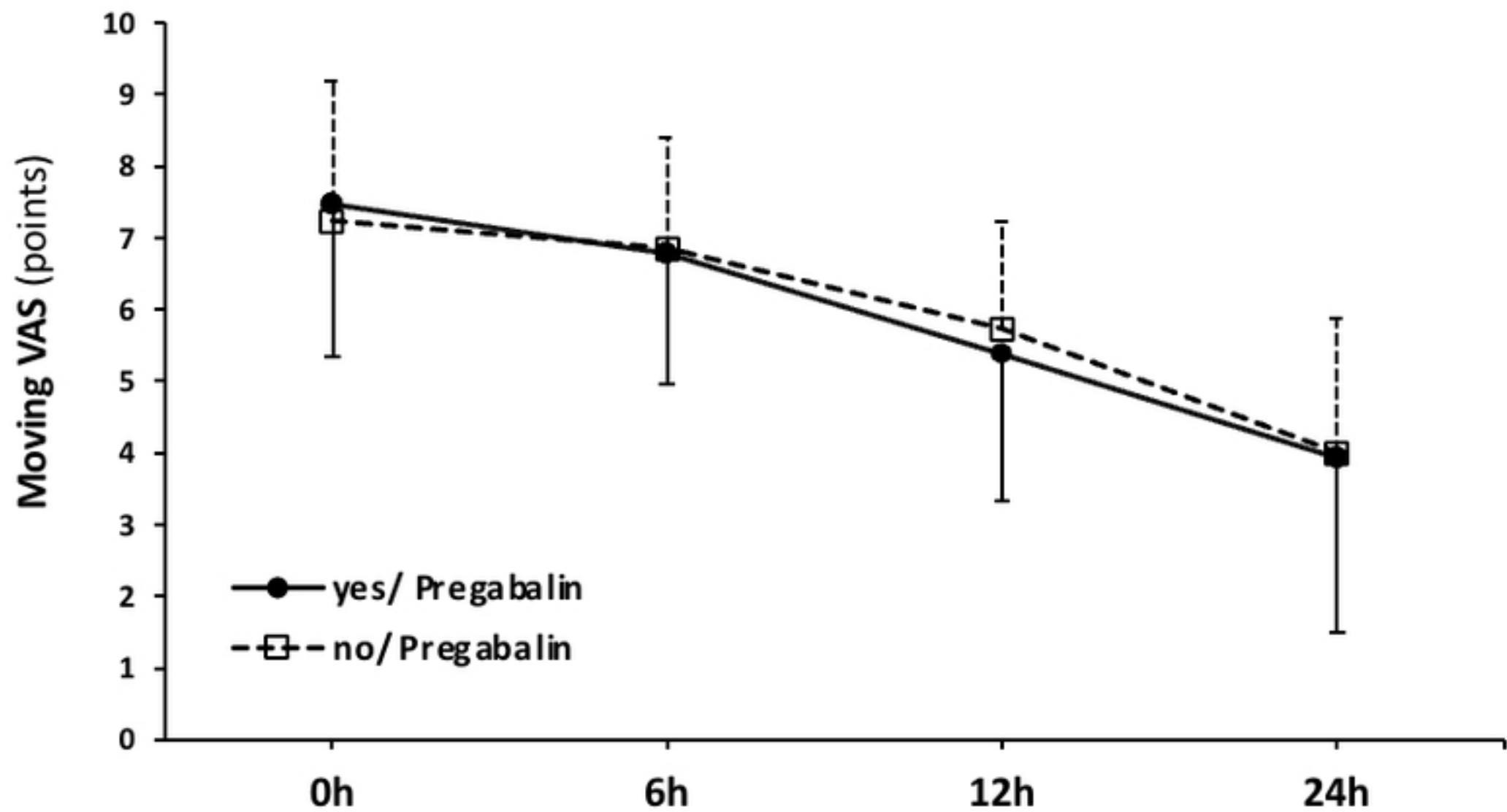


Figure 3. VAS in motion over time by group.

Figure 3