

Modeling the impact of Malakit intervention: one more step towards malaria elimination in the Guiana Shield?

1 **Yann Lambert^{1*}, Raphaëlle Métras², Alice Sanna¹, Muriel Galindo¹, Helene Hiwat³, Paola**
2 **Marchesini⁴, Stephen Vreden⁵, Martha Cecilia Suárez-Mutis⁶, Oscar Mesones Lapouble⁷,**
3 **Antoine Adenis¹, Mathieu Nacher¹, Pierre-Yves Boëlle², Chiara Poletto^{8§}, Maylis Douine^{1§}**

4 ¹ Centre d'Investigation Clinique Antilles-Guyane (Inserm 1424), Centre Hospitalier de Cayenne
5 Andrée Rosemon, Cayenne, French Guiana

6 ² Sorbonne Université, Inserm, Institut Pierre Louis d'Epidémiologie et de Santé Publique (IPLESP),
7 Paris, France

8 ³ Malaria program, Ministry of Health of Suriname, Paramaribo, Suriname

9 ⁴ Malaria Technical Group, Vector Transmissible and Zoonotic Diseases Coordination, Ministry of
10 Health, Brasilia, Brazil

11 ⁵ Foundation for Scientific Research Suriname, Paramaribo, Suriname

12 ⁶ Laboratory of Parasitic Diseases, Institute Oswaldo Cruz/Fiocruz, Rio de Janeiro, Brazil

13 ⁷ Pan American Health Organization / World Health Organization (PAHO/WHO) Country Office in
14 Suriname

15 ⁸ Department of Molecular Medicine, University of Padova, Padova, Italy

16

17 * **Correspondence:** Yann Lambert, y.m.lambert@free.fr

18 § **Both authors contributed equally to this work.**

19 **Keywords: malaria elimination; hard-to-reach population; gold mining; French Guiana; impact**
20 **evaluation; mathematical modeling**

21

22

23 **Abstract**

24 *Background:* Malaria elimination in mobile and hard-to-reach populations calls for new, tailored
25 interventions. In the Guiana Shield countries, the malaria burden is high in the population working in
26 illegal gold mining. Between April 2018 and March 2020, we implemented Malakit, a new intervention
27 targeting gold miners, and relying on the distribution of kits for self-diagnosis and self-treatment. In
28 this study, we evaluate the impact of Malakit on malaria transmission.

29 *Methods:* We fitted a mathematical model of malaria transmission to surveillance data from Brazil and
30 Suriname, and to prevalence data from cross-sectional surveys, to estimate the change in treatment
31 coverage and reproduction number between the pre-intervention (2014-2018) and intervention (2018-
32 2020) periods.

33 *Results:* Model results show that treatment coverage of symptomatic all-species malaria infections
34 increased from 26.4% (95%CrI 22.8, 30.3) prior intervention to 55.1% (95%CrI 49.9, 60.8) during the
35 intervention, leading to a decrease of the reproduction number from 1.19 to 0.86. We estimate that on
36 average 6943 all-species malaria infections were averted during the intervention, corresponding to a
37 48.7% reduction in incidence and 43.9% reduction in total infection prevalence.

38 *Discussion:* Malakit had a significant impact on malaria transmission by improving the access to
39 treatment of the population working in illegal gold mining in French Guiana. Building on the regional
40 efforts of the past twenty years, Malakit contributed to another step towards malaria elimination in the
41 Guiana Shield.

42

43

44 1 Introduction

45 Addressing malaria in mobile, migrant and hard-to-reach populations remains a challenge for countries
46 on the way to malaria elimination, and call for tailored and innovative strategies to improve access to
47 diagnosis, treatment and vector protection (1–3). In the Amazon region, the communities involved in
48 gold mining are a typical example of such populations with residual malaria (4). In French Guiana, the
49 population working in illegal gold mining sites has been identified as the main reservoir of malaria in
50 the region, predominantly infected with *Plasmodium falciparum*, and producing the majority of cases
51 exported to the neighboring countries (5,6). Their lack of access to proper diagnosis and treatment
52 translates into self-medication with under-the-counter antimalarials, a major risk for the emergence of
53 artemisinin resistance.

54 To address this local and regional challenge, French Guiana, Suriname and Brazil jointly implemented
55 a new intervention named Malakit. This intervention relied on the distribution of kits for self-diagnosis
56 and self-treatment, associated to a training session, to gold miners going to work in French Guiana
57 from the borders with Brazil and Suriname (7). Between April 2018 and March 2020, health facilitators
58 trained 3733 participants and distributed 4766 kits, reaching about one third of the target population.
59 The pre- post- evaluation of the intervention showed an improvement of knowledge and practices of
60 gold miners towards malaria care and a drop in Polymerase Chain Reaction (PCR) prevalence of
61 *Plasmodium* spp.. National malaria surveillance systems recorded a decrease of the incidence of
62 symptomatic cases imported from French Guiana concomitant with Malakit implementation. A
63 preliminary interrupted time series analysis (ITSA) estimated at 43% the reduction of cases notified
64 during the implementation of Malakit (8); still, ITSA does not make explicit assumptions on the
65 mechanisms involved in malaria transmission thus limiting the investigation of the effect of the Malakit
66 intervention.

67 Here we developed a mechanistic mathematical model explicitly accounting for malaria transmission,
68 case detection and Malakit uptake during the intervention period. We employed a Bayesian approach
69 to fit the model to surveillance and cross-sectional surveys' data to estimate changes in treatment
70 coverage and reproductive ratio. Then, by comparing the model outputs from the pre-intervention
71 period (2014-2018) with the intervention period (2018-2020) we quantified the impact of Malakit on
72 malaria incidence and prevalence, considering *P. falciparum* (*Pf*), *P. vivax* (*Pv*) and both species
73 combined.

74

75

76

77

78

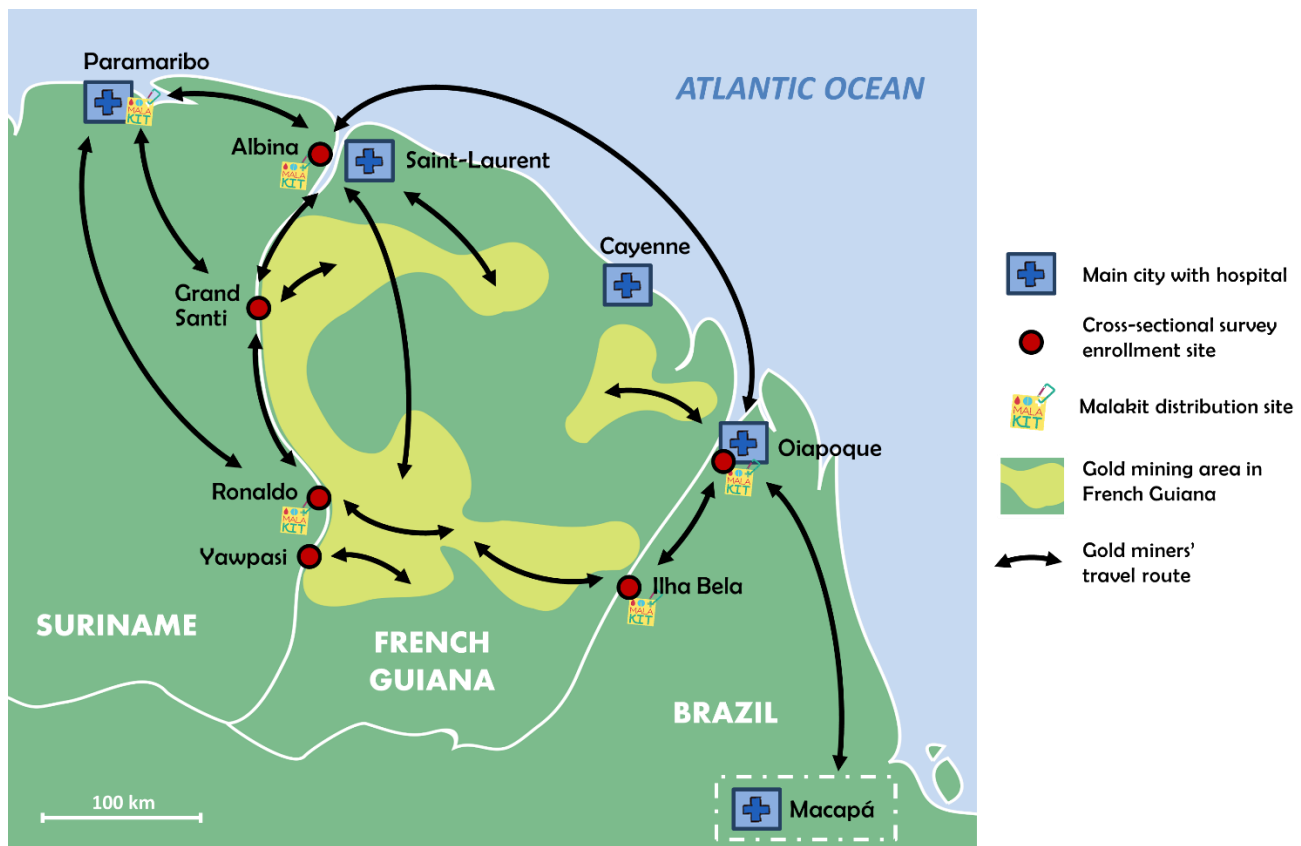
79 **2 Materials and Methods**

80 **2.1 Population and settings**

81 French Guiana is a French overseas territory located in South America, sharing borders with Brazil in
82 the East, and Suriname in the West. Ninety percent of its land (85 000 km²) is covered by rainforest
83 with a soil rich in gold – a geological characteristic shared by the countries of Guiana Shield. This gold
84 is the reason for the continuous presence of an estimated population of 10 000 men and women on 500
85 to 700 illegal gold mining sites (9). The majority of gold miners are born in Brazil (>95%), 75% are
86 men, with a median age of 38 (IQR: 31, 47), and less than half have a secondary level of education
87 (5,8).

88 **2.2 Intervention**

89 The Malakit intervention has been described in several articles (7,10,11). Coordinated by Cayenne
90 Hospital, Malakit was implemented between April 2018 and March 2020 at five sites mainly located
91 at the borders of French Guiana with Brazil and Suriname (Figure 1). These sites were selected because
92 of their strategic importance as entry points for gold miners going to French Guiana. The core
93 intervention relied on the distribution of free kits for the self-diagnosis and self-treatment of malaria to
94 gold miners by health facilitators. One kit contained three non-species-specific rapid diagnostic tests
95 (RDT) for malaria, a full course of artemisinin combined therapy (ACT) (artemether - lumefantrine)
96 and a single dose of primaquine (S-PQ). Before distributing a kit, health facilitators trained the
97 participants to use the kit by making them perform an RDT themselves and explaining how to take the
98 medication. Long lasting impregnated nets (LLINs) were also distributed to participants during the full
99 course of the intervention in Suriname, and during the last six months of the intervention in Brazil.



100

101 **Figure 1: Map showing the location of Malakit distribution sites and pre/post intervention cross-**
102 **sectional surveys enrolment sites at the borders of French Guiana with Brazil and Suriname**

103

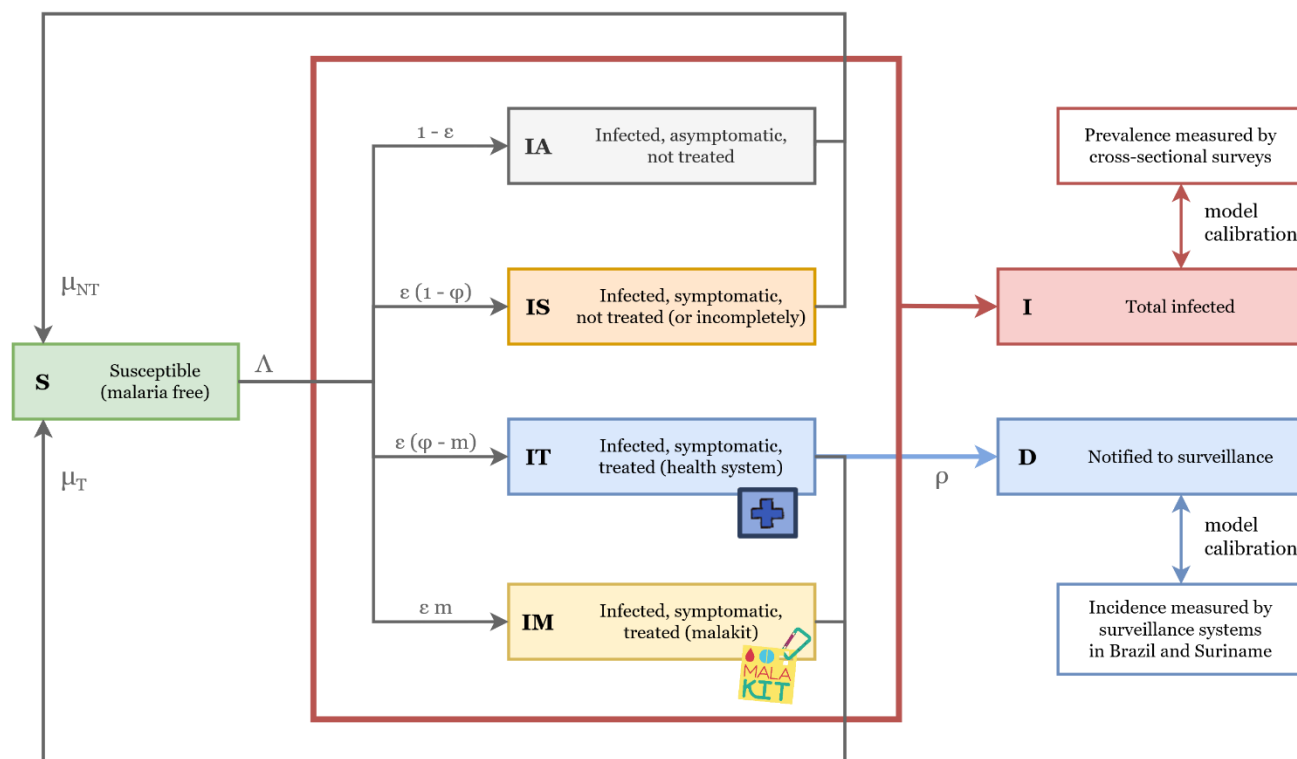
104 **2.3 Malaria prevalence and surveillance data**

105 We conducted cross-sectional surveys before and after the intervention to assess knowledge and self-
106 reported practices about malaria treatment and diagnosis, and to estimate the prevalence of *Plasmodium*
107 carriage by PCR in the population (5,8). Monthly notification data of malaria cases imported from
108 French Guiana to Brazil and Suriname were obtained from national surveillance systems of the
109 Brazilian and Surinamese malaria programs. From these surveillance data, we used only cases imported
110 from French Guiana, and explicitly recorded as originating from gold mining. We chose not to use
111 surveillance data from French Guiana because they do not allow consistently to identify cases
112 specifically originating from mining areas.

113 **2.4 Malaria transmission model**

114 We developed a deterministic Susceptible-Infectious-Susceptible (SIS) compartmental model to
115 simulate the transmission of malaria in a single population encompassing all individuals living in illegal
116 gold mining sites in French Guiana. We used a human-to-human transmission rate which accounted
117 for the vector population dynamics (12–14) with a seasonal forcing defined as an exponential effect of
118 maximum daily temperature, with a lag. In our model, the infected population (I) corresponded to

119 individuals with a detectable parasite density in PCR and was distributed into four model
 120 compartments: asymptomatic (IA), symptomatic but not (or incompletely) treated (IS) and
 121 symptomatic treated either by the health system (IT) or with the use of a malakit (IM). Susceptible
 122 individuals (S) were free from disease. We assumed that cases notified to the malaria surveillance
 123 systems (D) was a fraction of the infected individuals receiving treatment from health systems (IT)
 124 (Figure 2).



125

126 **Figure 2: Compartments used in the malaria transmission model and sources of data used for**
 127 **calibration. Susceptible individuals (S) may get infected with malaria without symptoms (IA), or**
 128 **develop symptoms without appropriate treatment (IS), get treatment from the health system (IT)**
 129 **or from using a malakit (IM, during intervention). A fraction of the cases treated by the health**
 130 **system are notified to malaria surveillance (D).**

131 Our model relied on the following assumptions: (i) the population size is constant, (ii) the mixing of
 132 individuals is homogeneous, (iii) the force of infection depends on meteorological conditions, with
 133 temperature chosen as explanatory variable; (iv) infected individuals have a constant probability ϵ of
 134 being symptomatic; (v) the rate of transmission from asymptomatic individuals is lower than from
 135 symptomatic individuals, with a constant ratio $k < 1$; (vi) only symptomatic individuals are treated
 136 with probabilities ϕ_0 and ϕ_1 , prior and during Malakit implementation respectively; (vii) prior to
 137 Malakit implementation all individuals are treated by the health systems (ϕ_0), while during the
 138 intervention period a proportion m of symptomatic individuals is treated with Malakit and a proportion
 139 $\phi_1 - m$ is treated by health systems; (viii) the proportion of individuals who seek care from the health
 140 remains the same during the intervention period ($\phi_0 = \phi_1 - m$); (ix) treatment shortens the infection

141 duration; (x) treatment does not affect the transmission rate; (xi) without treatment, the duration of
142 infection is the same for asymptomatic and symptomatic individuals; (xii) individuals who seek
143 treatment from the health system are notified to malaria surveillance in Brazil and Suriname with a
144 constant reporting fraction ρ ; and (xiii) individuals using Malakit for treatment are not reported to
145 malaria surveillance.

146 Model equations and parameters definitions are presented in the supplementary methods.

147 **2.5 Parameters estimation**

148 We fitted our model to prevalence and surveillance data for 1) all species, 2) *Pf*, and 3) *Pv*. We
149 estimated the posterior distribution of six parameters: probability of treatment before intervention (φ_0),
150 probability of treatment during intervention (φ_1), probability of symptomatic infection (ε),
151 transmission rate at average maximum daily temperature (β_0), temperature-associated amplitude of
152 transmission rate (α) and temperature-associated lag of the transmission rate (*lag*). We fixed the values
153 of the reporting fraction ($\rho=0.69$), the duration of infection with treatment ($T_T=7$ days), the initial
154 number of infected individuals (I_0 , specie-specific), the duration of infection without treatment (T_{NT} ,
155 specie-specific), and the ratio of asymptomatic vs. symptomatic transmission rates (k , specie-specific).
156 Reporting fraction was $\rho=0.69$, while the duration of infection with treatment was $T_T=7$ days. Values
157 of I_0 , T_{NT} , and k for *Pf*, *Pv* or both species combined are reported in the supplementary materials.

158 The log-likelihood associated to parameters estimates was calculated by fitting monthly simulated
159 notifications to surveillance data assuming Poisson distribution, and simulated prevalence to 2015,
160 2018 and 2019 data assuming binomial distribution.

161 We used R (v4.2.0) and RStudio (v2022.02.3) to run three Markov chains of 100 000 iterations using
162 different seed values, for each model fit. We used the Robust Adaptive Metropolis algorithm
163 developed by Vihola (15) and implemented in R by Helske (16). We discarded the first 20 000
164 iterations of the burn-in periods and thinned at a ratio of 1:10 to eliminate auto-correlation and
165 combined the three chains. We checked for convergence to the same stationary distribution both
166 visually and using Gelman statistics from coda R package (17) (supplementary Table 10).

167 At each iteration of the Markov chains, we computed the probability of using a malakit, m , from fitted
168 values of φ_0 and φ_1 ; the mean infection duration (T) and the reproduction number (R), before and
169 during intervention, and derived the mean and 95%CrI from the resulting distributions. We performed
170 a sensitivity analysis of the variation of the parameters' posterior distribution for different values of I_0
171 and T_{NT} .

172 **2.6 Estimation of the impact of Malakit**

173 To assess the impact of the Malakit intervention on malaria incidence and prevalence, we ran
174 simulations parameterized from a sample of 1000 draws from the parameter posterior distributions.
175 For each one of the 1000 draws of parameter values, we compared the model simulation to a matching
176 counterfactual (without intervention) with φ_1 set to the pre-intervention value φ_0 . We then calculated

177 the difference between the mean prevalence, the mean annual incidence rate and the cumulated
178 incidence estimated by each pair of simulations, and derived the mean and 95%CrI from the resulting
179 distributions.

180 **2.7 Ethics and regulation**

181 Ethics approvals were obtained from countries where the Malakit study was implemented (8). All
182 data from the Malakit project (intervention and cross-sectional surveys) were obtained anonymously
183 after a written consent from participants. The analysis of all data complies with the General Data
184 Protection Regulation (European Union Regulation 2016/679).

185

186 **3 Results**

187 **3.1 Impact on all-species malaria transmission**

188 Table 1 presents the values of estimated parameters. Over the full period 2014-2020 we estimate that
189 47.1% (95%CrI 38.8, 56.6) of new all-species malaria infections were symptomatic. Our model
190 estimates the treatment coverage of symptomatic infections at 26.4% (95%CrI 22.8, 30.3) prior to the
191 implementation of the Malakit intervention and 55.1% (95%CrI 49.9, 60.8) during the intervention,
192 corresponding to a two-fold increase. According to our assumptions, this improvement of treatment
193 coverage corresponds to a probability of 28.7% (95%CrI 25.0, 32.6) of using Malakit to treat a new
194 symptomatic infection (NSI). This evolution translates into a 12-day decrease of the mean duration of
195 infection (from 45 to 33 days, asymptomatic and symptomatic infections combined) and thus to a
196 reduction of all-species malaria transmission, with a reproduction number (at average temperature)
197 estimated at 1.19 (95%CrI 1.16, 1.22) prior intervention and 0.86 (95%CrI 0.83, 0.90) during the
198 intervention.

199 In the sensitivity analysis conducted for different values of T_{NT} and I_0 , most parameters showed little
200 variation aside from ϵ . Importantly, computed values of reproductive number, prior and during
201 intervention, showed little or no variation. The mean estimates of ϕ_0 and ϕ_1 increased from 0.22 to
202 0.28, and from 0.50 to 0.57, respectively, however with consistently overlapping 95%CrIs
203 (supplementary Table 7).

204

205

206

207

208 **Table 1: Posterior distributions (mean and 95% credible interval CrI) for all-species malaria**
 209 **transmission model.**

Parameter	Pre-intervention, 2014-2018 (95%CrI)	Intervention, 2018-2020 (95%CrI)
ϕ : Treatment coverage	26.4% (22.8, 30.3)	55.1% (49.9, 60.8)
m: Probability of using a kit in case of symptoms*	-	28.7% (25.0, 32.6)
ϵ : Probability of symptoms	47.1% (38.8, 56.6)	
β_0 : Transmission rate at average temperature (day^{-1})	0.027 (0.023, 0.031)	
α : Seasonal amplitude of transmission rate ($^{\circ}\text{C}^{-1}$)	0.097 (0.078, 0.115)	
lag: Temperature lag of transmission rate (days)	83 (73, 94)	
T: Mean infection duration (all infections) (days)*	45 (39, 52)	33 (28, 38)
R: Mean reproduction number (all infections)*	1.19 (1.16, 1.22)	0.86 (0.83, 0.90)

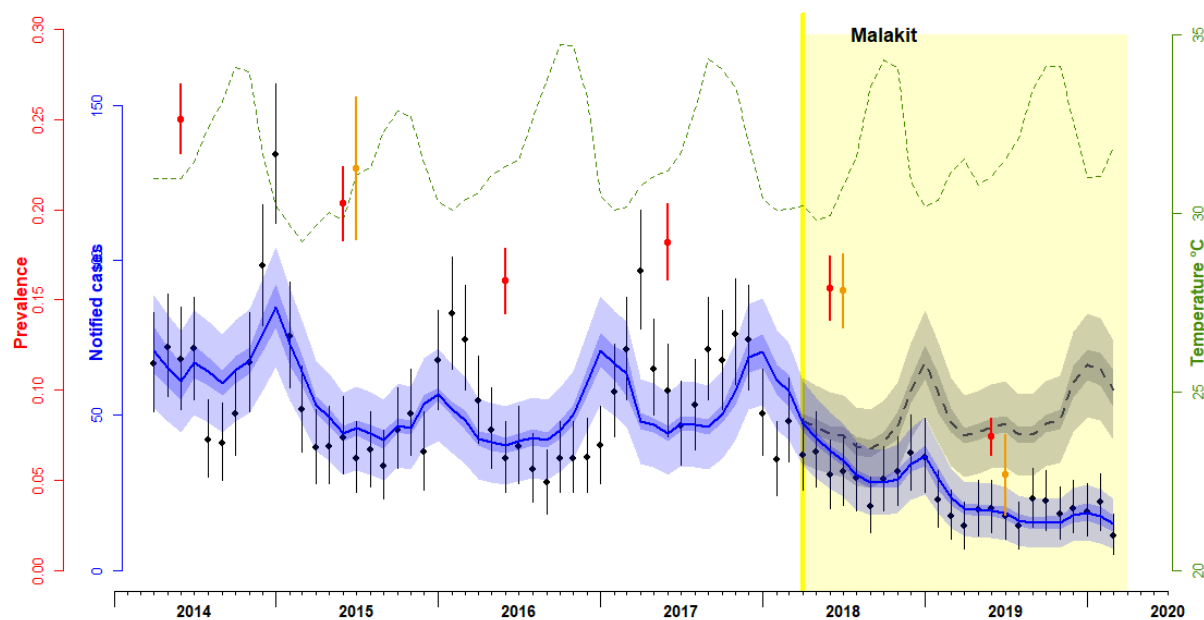
* Calculated from other parameters (see supplementary methods)

210

211 Figure 3 shows the model fit to surveillance and prevalence data for all-species cases of malaria. The
 212 mean annual incidence rate dropped from 366 NSI/1000/year (95%CrI 304, 428) to 169 (95%CrI 131,
 213 207), prior vs. during the intervention. In parallel, the mean notification rate is estimated to have
 214 decreased from 66 NSI/1000/year (95%CrI 50, 82) prior intervention, to 31 (95%CrI 20, 42) during
 215 intervention, representing a reporting fraction of 18.2%. Without intervention, the counterfactual
 216 scenario predicts that the mean incidence rate could reach 330 NSI/1000/year (95%CrI 262, 398).
 217 Therefore, we estimate that Malakit contributed to a 48.7% reduction of the all-species malaria
 218 incidence (intervention vs. counterfactual) and accounted for 81.5% of the total decrease of incidence
 219 since its implementation.

220 The total prevalence (symptomatic and asymptomatic infections) is estimated to have decreased on
 221 average from 19.6% (95%CrI 17.8, 21.4) before intervention to 9.6% (95%CrI 8.5, 10.7) during
 222 intervention. Without intervention, counterfactual simulations predict that the prevalence could
 223 decrease to 17.1%. We thus estimate that Malakit led to a reduction of 43.9% of all-species malaria
 224 prevalence (supplementary Table 6).

225



226

227 **Figure 3: Monthly incidence of all-species reported cases of malaria (black dots), model-fitted**
228 **simulations (blue solid line) and counterfactual estimates (dashed grey line). Annual all-species**
229 **prevalence measured in PCR surveys (orange dots) and model-fitted estimates of prevalence (red**
230 **dots). Maximum daily temperature (monthly average) is shown in green dashed line. The period**
231 **of implementation of Malakit is shown in yellow. Vertical lines represent 95%CrI. For model-**
232 **fitted and counterfactual incidence (respectively blue and grey), the dark envelopes show the**
233 **uncertainty (95%CrI) associated to the joint posterior distribution, while the light envelopes**
234 **account also for the uncertainty resulting from of the observed Poisson process.**

235

236 Without intervention, the model predicts that the burden of all-species malaria would have reached a
237 total of 14 053 symptomatic and asymptomatic infections between 2018 and 2020 (Table 2). With the
238 Malakit intervention, this burden is estimated at 7205 new infections overall. We thus estimate that
239 6848 infections were averted during the two years of the intervention, of which 3218 symptomatic
240 infections. According to our assumptions, we estimate that 970 infections were treated with the use of
241 Malakit.

242

243

244 **Table 2: Cumulated malaria incidence of all-species malaria infections estimated between April**
 245 **2018 and March 2020, with intervention (model fitted to data) and without (counterfactual)**
 246 **(mean and 95%CrI).**

	2018-2020 cumulated incidence, all-species malaria infections (95%CrI)			
	No intervention	Intervention	Difference	Variation
Notified (D)	1193 (1101, 1286)	612 (548, 676)	581 (469, 694)	-48.7% (-55.1, -41.7)
Symptomatic, treated by the health system (IT)	1730 (1607, 1852)	887 (803, 971)	843 (694, 991)	-48.7% (-54.5, -42.4)
Symptomatic, treated with a malakit (IM)	-	970 (778, 1163)	-	-
Total symptomatic treated (IT+IM)	1730 (1607, 1852)	1857 (1647, 2067)	-127 (-371, 116)	+7.4% (-6.4, 22.3)
Symptomatic, not treated (IS)	4870 (3771, 5964)	1525 (1103, 1947)	3345 (2166, 4518)	-68.7% (-78.6, -55.4)
Total symptomatic (IT+IM+IS)	6600 (5436, 7761)	3382 (2806, 3959)	3218 (1919, 4514)	-48.7% (-60.0, -34.2)
Asymptomatic, not treated (IA)	7453 (5765, 9138)	3823 (2926, 4717)	3630 (1723, 5537)	-48.7% (-63.3, -28.6)
Total infected (I)	14 053 (12 550, 15 559)	7205 (6408, 8002)	6848 (5147, 8552)	-48.7% (-56.1, -40.2)

247

248 **3.2 Impact on *P. falciparum* and *P. vivax* malaria transmission**

249 When fitted separately to *Pf* or *Pv* data, the model estimates a stronger increase in treatment coverage
 250 for *Pf* (from 20.6% to 81.7%) than *Pv* (from 20.8% to 37.2%) (Table 3). The probability of using
 251 Malakit is higher for *Pf* (61.1%) than *Pv* (16.4%). This is associated to a sharper decrease of R for *Pf*
 252 than *Pv*, 0.96 to 0.34 (-64.2%) vs. 1.13 to 0.95 (-15.9%), respectively.

253 We find species-specific patterns of malaria transmission: the probability of developing a symptomatic
 254 infection (ϵ) is higher for *Pf* than *Pv*: 77.3% vs. 47.4%. The transmission rate of *Pv* is about four times
 255 higher than *Pf* (mean β_0 estimates: 0.037 vs. 0.009 day⁻¹), however the seasonality of transmission is
 256 more marked for *Pf* than *Pv*, with seasonal amplitudes of transmission rate (α) estimated at 0.17 °C⁻¹
 257 vs. 0.08 °C⁻¹, respectively.

258

259

260

261

262

263 **Table 3: Posterior distributions (mean and 95% credible interval) for *P. falciparum* and *P. vivax***
 264 **malaria transmission models.**

Parameter	Period	<i>P. falciparum</i>	<i>P. vivax</i>
ϕ : Treatment coverage	Pre-intervention	20.6% (17.0, 25.7)	20.8% (18.0, 23.9)
	Intervention	81.7% (67.9, 96.4)	37.2% (33.6, 41.1)
m: Malakit coverage*	Pre-intervention	-	-
	Intervention	61.1% (47.9, 74.0)	16.4% (13.8, 19.1)
ϵ : Probability of symptoms	Pre-intervention	77.3% (56.1, 97.3)	47.4% (37.9, 59.0)
	Intervention		
β_0 : Transmission rate at average temperature (day^{-1})	Pre-intervention	0.009 (0.007, 0.010)	0.037 (0.030, 0.045)
	Intervention		
α : Seasonal amplitude of transmission rate ($^{\circ}\text{C}^{-1}$)	Pre-intervention	0.174 (0.138, 0.211)	0.075 (0.057, 0.093)
	Intervention		
lag: Temperature lag of transmission rate (days)	Pre-intervention	78 (66, 89)	82 (68, 97)
	Intervention		
T: Mean infection duration (all infections)*	Pre-intervention	112 [91, 131]	31 [25, 37]
	Intervention	40 [26, 56]	26 [21, 31]
R: Mean reproduction number (all infections)*	Pre-intervention	0.96 [0.93, 1.00]	1.13 [1.11, 1.15]
	Intervention	0.34 [0.22, 0.46]	0.95 [0.92, 0.98]

* Calculated from other parameters (see supplementary methods)

265

266 When comparing intervention to counterfactual estimates, the estimated impact of Malakit on
 267 incidence rate is stronger for *Pf* (-63.1%) than *Pv* (-42.8%) (supplementary Table 6). However, the
 268 estimated contribution of Malakit to the total variation of the incidence rate since the beginning of the
 269 intervention is more modest for *Pf* (52.0%) than *Pv* (88.6%). A similar pattern is observed with the
 270 total prevalence for both species. These findings reflect the stronger decrease of *Pf* infection incidence
 271 and prevalence compared to *Pv* for reasons other than Malakit, in line with a mean reproduction number
 272 estimated lower than one before intervention for *Pf*, but not for *Pv*.

273 We estimate that 713 (95%CrI 507, 920) new *Pf* and 3686 (95%CrI 3067, 4303) new *Pv* symptomatic
 274 infections occurred during the intervention period (Table 4). Without intervention, the counterfactual
 275 scenario predicts that this burden would have reached 1944 (95%CrI 1336, 2550) *Pf* and 6452 (95%CrI
 276 5311, 7591) *Pv* infections. We thus estimate that between 2018 and 2020 Malakit helped avert a total
 277 of 1231 NSI of *Pf* (95%CrI 589, 1870) and 2766 NSI of *Pv* (95%CrI 1471, 4063). The model estimates
 278 that 432 (95%CrI 311, 554) *Pf* and 605 (95%CrI 468, 742) *Pv* infections were treated by a malakit
 279 during the intervention. In line with a stronger increase of treatment coverage for *Pf* than *Pv*, we find
 280 a larger decrease of the incidence of symptomatic infections not treated (or incompletely) for *Pf* (-
 281 91.3%) than *Pv* (-54.6%).

282 **Table 4: Cumulated malaria incidence of *P. falciparum* and *P. vivax* malaria infections estimated**
 283 **between April 2018 and March 2020, with intervention (model fitted to data) and without**
 284 **(counterfactual)**

	Scenario	<i>P. falciparum</i> infections (95%CrI)	<i>P. vivax</i> infections (95%CrI)
Notified to surveillance (D)	No intervention	272 (220, 323)	917 (835, 999)
	Intervention	100 (76, 125)	524 (465, 583)
	Difference	172 (115, 229)	393 (292, 494)
	Variation	-63.1% (-73.5, -50.1)	-42.8% (-50.7, -34.1)
Symptomatic, treated by the health system (IT)	No intervention	394 (324, 464)	1329 (1221, 1438)
	Intervention	145 (113, 177)	760 (682, 838)
	Difference	249 (172, 326)	569 (436, 703)
	Variation	-63.1% (-72.6, -51.4)	-42.8% (-50.0, -34.9)
Symptomatic, treated with a malakit (IM)	No intervention	-	-
	Intervention	432 (311, 554)	605 (468, 742)
	Difference	-	-
	Variation	-	-
Total symptomatic treated (IT+IM)	No intervention	394 (324, 464)	1329 (1221, 1438)
	Intervention	577 (449, 705)	1365 (1211, 1518)
	Difference	-183 (-329, -38)	-36 (-223, 153)
	Variation	+46.3% (8.7, 93.9)	+2.6% (-11.0, 17.7)
Symptomatic, not treated (IS)	No intervention	1550 (991, 2106)	5123 (4040, 6201)
	Intervention	136 (0, 274)	2321 (1816, 2826)
	Difference	1414 (838, 1987)	2802 (1606, 3993)
	Variation	-91.3% (-100.1, -79.7)	-54.6% (-66.8, -38.3)
Total symptomatic (IT+IM+IS)	No intervention	1944 (1336, 2550)	6452 (5311, 7591)
	Intervention	713 (507, 920)	3686 (3067, 4303)
	Difference	1231 (589, 1870)	2766 (1471, 4063)
	Variation	-63.1% (-76.3, -42.4)	-42.8% (-55.3, -26.8)
Asymptomatic, not treated (IA)	No intervention	578 (11, 1145)	7176 (5213, 9137)
	Intervention	214 (0, 427)	4104 (2921, 5284)
	Difference	364 (-241, 971)	3072 (784, 5359)
	Variation	-63.1% (-119.4, 136.2)	-42.8% (-62.2, -14.2)
Total infected (I)	No intervention	2522 (1968, 3077)	13 628 (11937, 15324)
	Intervention	927 (734, 1120)	7790 (6739, 8840)
	Difference	1595 (1009, 2183)	5838 (3850, 7834)
	Variation	-63.1% (-72.9, -49.9)	-42.8% (-52.6, -31.4)

285

286

287

288 4 Discussion

289 We have here presented a mathematical model, coupled with Bayesian inference, to jointly analyze
290 three independent datasets: surveillance data from Brazil, from Suriname, and prevalence data from
291 repeated cross-sectional surveys. We find an increase of treatment coverage from 26.4% to 55.1% with
292 the implementation of the Malakit intervention, which resulted in a strong decrease of malaria
293 transmission, and a drop of the estimated reproduction number from 1.19 to 0.86 for all-species
294 malaria. Indeed, access to prompt treatment by ACT and S-PQ (both medication included in Malakit)
295 accelerate the clearance of circulating gametocytes, and thus decrease the duration of the infection for
296 one episode of *Pf* or *Pv* malaria (18). Because Malakit does not offer a radical cure against *Pv*
297 hypnozoites, subsequent *Pv* relapses cannot be prevented. This can explain the lower impact of Malakit
298 estimated on *Pv* transmission, as reported when ACT was implemented in other settings (19). Malakit
299 could also have had an effect on malaria transmission through the increased use of long lasting
300 insecticidal nets (LLINs), by improving access and awareness of this preventive measure among
301 participants (20). However, there is little evidence about the effectiveness of LLINs for malaria
302 prevention in this context given one fifth of gold miners report working at night and the diurnal biting
303 behavior of *An. darlingi* observed in the Guianese rainforest (21,22).

304 To our knowledge, Malakit was the only intervention implemented at full scale between 2018 and 2020
305 in the gold mining population, and no significant changes occurred in the management of the health
306 systems of French Guiana, Suriname and Brazil during that period for this population. Our model
307 accounts for seasonal and long-term climate variations with a force of transmission dependent on
308 temperature, and weather records show that temperature and rainfall were quite stable between 2014
309 and 2020 in French Guiana. Gold mining activity appears to have remained stable over this period.
310 Police operations implemented since 2008 by the French authorities aim to destroy logistical equipment
311 and mining networks, but they are struggling to reduce the number of gold miners. A stable number of
312 police operations were conducted between 2015 and 2019, with the exception of March-April 2017
313 (23).

314 We find that, after two years of intervention, Malakit contributed to halving the incidence of malaria
315 infection from 340 to 184 NSI/1000/year. Those estimates are similar to findings from pre-post field
316 surveys: 306 to 142 NSI/1000/year (supplementary material). The field surveys also indicate a similar
317 2.4-fold increase of treatment coverage (vs. 2.1 with our model), but with a larger post-intervention
318 estimate: 27.3% before intervention and 66.2% after intervention (supplementary Table 3), compared
319 with 26.4% and 55.1%, respectively, found here.

320 Our results suggest that a significant progression towards malaria elimination was achieved in our
321 study population during the implementation of Malakit, with estimated values of R below unity, the
322 theoretical threshold for malaria elimination (24). We find that the elimination process of *Pf* preceded
323 the intervention ($R=0.96$) and accelerated during its implementation ($R=0.34$). This is mirrored by the
324 evolution of the incidence rate of *Pf* infection, compatible with a shift from a low transmission intensity
325 (> 100 cases/1000/year) to a very low transmission intensity (< 100 cases/1000/year) (25). In contrast,
326 for *Pv*, the shift of R below the elimination threshold was concomitant with the intervention.

327 According to WHO's framework, the stratification of malaria risk is an important step for planning and
328 achieving malaria elimination (25). This relies on epidemiological and ecological assessments, which
329 is particularly challenging in the case of our population given their high mobility and the difficulties
330 to reach clandestine gold mining areas. We modeled malaria transmission on a single patch with the
331 assumption of homogeneous transmission in all mining sites, our results thus reflect an averaged
332 picture of a more complex and heterogeneous reality. The progressive reduction of malaria incidence
333 will increase this spatial and temporal heterogeneity, making it even more challenging to evaluate
334 future interventions. Along with immunity loss and mobility, this should be taken into consideration
335 in future works, for example in a stochastic or agent-based model (26).

336 Generating robust evidence about the effectiveness and impact of public health intervention is difficult,
337 especially when working with mobile and hard-to-reach populations. Clustered randomized trials,
338 commonly held as the gold standard design for outcome evaluation, are impractical to implement in
339 this context (27). As an illustration, we only identified two published trials which evaluated a malaria
340 control intervention amongst a hard-to-reach population in the past ten years (28,29). The model
341 proposed here optimally combines different sources of data, each providing partial information, and its
342 findings are in line with those estimated independently from pre-post intervention field surveys. This
343 model-based triangulation approach can be used in similar situations to better inform decision-making
344 towards malaria elimination in especially challenging environments.

345

346 **5 Conclusion**

347 Through a modeling approach, we assess the effectiveness of Malakit as a malaria control intervention
348 in the specific context of the mobile and hard-to-reach population involved in illegal gold mining in
349 French Guiana. Our findings show that Malakit had a significant impact on both *P. falciparum* and *P.*
350 *vivax* transmission, through an improved access to prompt treatment by ACT and S-PQ for the
351 treatment of symptomatic malaria infections. Building on the efforts of the healthcare community
352 during the past twenty years, Malakit constitutes an additional step towards malaria elimination in the
353 Guiana Shield. This new intervention – training individuals to self-diagnose and self-treat using a free
354 kit – could integrate strategies aiming at eliminating malaria in populations beyond the reach of the
355 health systems.

356

357

358 **Contributors**

359 MD, MG, YL, MSM, SV, HH, PM and AS conceived Malakit study and wrote the protocol.

360 YL, AS, MD, HH and PM accessed and verified the data.

361 YL, CP, RM developed the model.

362 YL coded and calibrated the model, analyzed the data and results.

363 YL, MD, RM and CP wrote the draft of the manuscript.

364 All authors reviewed the manuscript.

365

366 **Declaration of interests**

367 The authors declare that the research was conducted in the absence of any commercial or financial
368 relationships that could be construed as a potential conflict of interest.

369

370 **Funding**

371 Cayenne Hospital, as sponsor, directly managed most of the project funds. Half of the funding was by
372 the European Regional Development Fund via the Interregional Amazon Cooperation Program 2014-
373 2020, supplemented with self-funding from Cayenne Hospital, funds from the French Guiana Health
374 Regional Agency, the European Horizon 2020 Program and contributions in kind from the Suriname
375 National Malaria Program, as beneficiary of the Global Fund to Fight AIDS, Tuberculosis and Malaria;
376 the Ministry of Health of Brazil; and the French Development Agency.

377 The funding bodies played no part in the implementation and evaluation of the project.

378

379 **Data sharing**

380 Monthly aggregated surveillance data, R scripts and MCMC traces are available upon request to the
381 corresponding author (YL).

382

383 **Abbreviations**

384 ACT: Artemisinin combined therapy

385 ITSA: Interrupted time series analysis

386 LLIN: Long lasting insecticidal net

387 NSI: New symptomatic infection
388 NSI/1000/year: New symptomatic infections per 1000 individuals
389 PCR: Polymerase chain reaction
390 *Pf: Plasmodium falciparum*
391 *Pv: Plasmodium vivax*
392 RDT: Rapid diagnostic test
393 S-PQ: Single-dose primaquine

394

395 **Acknowledgments**

396 We thank all the facilitators of the Malakit project who contributed to the successful implementation
397 of the intervention, Dr Lise Musset and Dr Yassamine Lazrek from the Institut Pasteur de la Guyane,
398 for PCR prevalence data, and the Ministries of Health of Suriname and Brazil for the sharing of
399 surveillance data.

400 OML is a staff member of the Pan American Health Organization / World Health Organization
401 (PAHO/WHO). The author alone is responsible for the views expressed in this publication and do not
402 necessarily represent the decisions, policy or views of the PAHO / WHO

403

404 **References**

- 405 1. Cotter C, Sturrock HJW, Hsiang MS, Liu J, Phillips AA, Hwang J, et al. The changing
406 epidemiology of malaria elimination: new strategies for new challenges. *The Lancet*. 7 sept
407 2013;382(9895):900-11.
- 408 2. Guyant P, Canavati SE, Chea N, Ly P, Whittaker MA, Roca-Feltrer A, et al. Malaria and the mobile
409 and migrant population in Cambodia: a population movement framework to inform strategies for
410 malaria control and elimination. *Malar J*. 20 juin 2015;14:252.
- 411 3. Wangdi K, Pasaribu AP, Clements ACA. Addressing hard-to-reach populations for achieving
412 malaria elimination in the Asia Pacific Malaria Elimination Network countries. *Asia Pac Policy*
413 *Stud* [Internet]. 2021 [cité 25 mars 2021];n/a(n/a). Disponible sur:
414 <https://onlinelibrary.wiley.com/doi/abs/10.1002/app5.315>
- 415 4. Douine M, Lambert Y, Musset L, Hiwat H, Blume LR, Marchesini P, et al. Malaria in Gold Miners
416 in the Guianas and the Amazon: Current Knowledge and Challenges. *Curr Trop Med Rep*
417 [Internet]. 21 mars 2020 [cité 4 juin 2020]; Disponible sur: [https://doi.org/10.1007/s40475-020-](https://doi.org/10.1007/s40475-020-00202-5)
418 [00202-5](https://doi.org/10.1007/s40475-020-00202-5)
- 419 5. Douine M, Musset L, Corlin F, Pelleau S, Pasquier J, Mutricy L, et al. Prevalence of Plasmodium
420 spp. in illegal gold miners in French Guiana in 2015: a hidden but critical malaria reservoir. *Malar*
421 *J* [Internet]. 9 juin 2016 [cité 3 oct 2019];15. Disponible sur:
422 <https://www.ncbi.nlm.nih.gov/pmc/articles/PMC4899929/>
- 423 6. Hiwat H, Martínez-López B, Cairo H, Hardjopawiro L, Boerleider A, Duarte EC, et al. Malaria
424 epidemiology in Suriname from 2000 to 2016: trends, opportunities and challenges for elimination.
425 *Malar J*. 2018;17(1):418.
- 426 7. Douine M, Sanna A, Galindo M, Musset L, Pommier de Santi V, Marchesini P, et al. Malakit: an
427 innovative pilot project to self-diagnose and self-treat malaria among illegal gold miners in the
428 Guiana Shield. *Malar J* [Internet]. 10 avr 2018 [cité 3 oct 2019];17. Disponible sur:
429 <https://www.ncbi.nlm.nih.gov/pmc/articles/PMC5892004/>
- 430 8. Douine M, Lambert Y, Galindo MS, Mutricy L, Sanna A, Peterka C, et al. Self-diagnosis and self-
431 treatment of malaria in hard-to-reach and mobile populations of the Amazon: results of Malakit,
432 an international multicentric intervention research project. *Lancet Reg Health - Am*. 1 déc
433 2021;4:100047.
- 434 9. Heemskerk M, Eelco Jacobs, Pierre Pratley. Technical Report - Mobile Migrant population study
435 Suriname. KIT; 2021.
- 436 10. Galindo MS, Lambert Y, Mutricy L, Garancher L, Bordalo Miller J, Gomes JH, et al. Setting-up a
437 cross-border action-research project to control malaria in remote areas of the Amazon: describing

- 438 the birth and milestones of a complex international project (Malakit). *Malar J.* 11 mai
439 2021;20(1):216.
- 440 11. Lambert Y, Galindo M, Suárez-Mutis M, Mutricy L, Sanna A, Garancher L, et al. Tailoring Mobile
441 Data Collection for Intervention Research in a Challenging Context: Development and
442 Implementation in the Malakit Study. *JMIR Form Res.* 16 juin 2022;6(6):e29856.
- 443 12. Koella J, Antia R. Epidemiological models for the spread of anti-malarial resistance. *Malar J.* 19
444 févr 2003;2:3.
- 445 13. Smith DL, Ellis McKenzie F. Statics and dynamics of malaria infection in *Anopheles* mosquitoes.
446 *Malar J.* 4 juin 2004;3(1):13.
- 447 14. Dudley HJ, Goenka A, Orellana CJ, Martonosi SE. Multi-year optimization of malaria
448 intervention: a mathematical model. *Malar J* [Internet]. 1 mars 2016 [cité 9 sept 2018];15.
449 Disponible sur: <https://www.ncbi.nlm.nih.gov/pmc/articles/PMC4774123/>
- 450 15. Vihola M. Robust adaptive Metropolis algorithm with coerced acceptance rate. *Stat Comput.* 1 sept
451 2012;22(5):997-1008.
- 452 16. Helske J. ramcmc: Building blocks for Robust Adaptive Metropolis algorithm [Internet]. Finland:
453 University of Jyväskylä; 2016 [cité 15 oct 2022]. Disponible sur: [https://cran.r-](https://cran.r-project.org/web/packages/ramcmc/vignettes/ramcmc.html#ref-Vihola2012)
454 [project.org/web/packages/ramcmc/vignettes/ramcmc.html#ref-Vihola2012](https://cran.r-project.org/web/packages/ramcmc/vignettes/ramcmc.html#ref-Vihola2012)
- 455 17. Plummer M, Best N, Cowles K, Vines K, Sarkar D, Bates D, et al. coda: Output Analysis and
456 Diagnostics for MCMC [Internet]. 2020 [cité 15 oct 2022]. Disponible sur: [https://CRAN.R-](https://CRAN.R-project.org/package=coda)
457 [project.org/package=coda](https://CRAN.R-project.org/package=coda)
- 458 18. Okell LC, Drakeley CJ, Ghani AC, Bousema T, Sutherland CJ. Reduction of transmission from
459 malaria patients by artemisinin combination therapies: a pooled analysis of six randomized trials.
460 *Malar J.* 9 juill 2008;7(1):125.
- 461 19. Kenangalem E, Poespoprodjo JR, Douglas NM, Burdam FH, Gdeumana K, Chalfein F, et al.
462 Malaria morbidity and mortality following introduction of a universal policy of artemisinin-based
463 treatment for malaria in Papua, Indonesia: A longitudinal surveillance study. *PLOS Med.* 29 mai
464 2019;16(5):e1002815.
- 465 20. Longchamps C, Galindo M, Lambert Y, Sanna A, Mutricy L, Garancher L, et al. Impact of Malakit
466 intervention on perceptions, knowledge, attitudes, and practices related to malaria among workers
467 in clandestine gold mines in French Guiana: results of multicentric cross-sectional surveys over
468 time [Internet]. 2022 [cité 31 mars 2022]. Disponible sur:
469 <https://www.researchsquare.com/article/rs-1362837/v1>

- 470 21. Douine M, Mosnier E, Le Hingrat Q, Charpentier C, Corlin F, Hureau L, et al. Illegal gold miners
471 in French Guiana: a neglected population with poor health. *BMC Public Health*. 17 juill
472 2017;18(1):23.
- 473 22. Pommier de Santi V, Dusfour I, de Parseval E, Lespinet B, Nguyen C, Gaborit P, et al. Risk of
474 daytime transmission of malaria in the French Guiana rain forest. *Med Sante Trop*. 1 févr
475 2017;27(1):111-2.
- 476 23. Le Tourneau FM. *Chercheurs d'or: l'orpaillage clandestin en Guyane française*. Paris: CNRS;
477 2020. 421 p.
- 478 24. Griffin JT. Is a reproduction number of one a threshold for *Plasmodium falciparum* malaria
479 elimination? *Malar J*. 26 juill 2016;15(1):389.
- 480 25. World Health Organization. A framework for malaria elimination [Internet]. Geneva: World
481 Health Organization; 2017 [cité 1 mai 2022]. Disponible sur:
482 <https://apps.who.int/iris/handle/10665/254761>
- 483 26. Smith NR, Trauer JM, Gambhir M, Richards JS, Maude RJ, Keith JM, et al. Agent-based models
484 of malaria transmission: a systematic review. *Malar J* [Internet]. 17 août 2018 [cité 9 déc 2018];17.
485 Disponible sur: <https://www.ncbi.nlm.nih.gov/pmc/articles/PMC6098619/>
- 486 27. Sanson-Fisher RW, Bonevski B, Green LW, D'Este C. Limitations of the Randomized Controlled
487 Trial in Evaluating Population-Based Health Interventions. *Am J Prev Med*. 1 août
488 2007;33(2):155-61.
- 489 28. Tripura R., von Seidlein L., Sovannaroeth S., Peto T.J., Callery J.J., Sokha M., et al. Antimalarial
490 chemoprophylaxis for forest goers in southeast Asia: an open-label, individually randomised
491 controlled trial. *Lancet Infect Dis*. 2023;23:81-90.
- 492 29. Bennett A., Dantzer E., Hongvanthong B., Rerolle F., Hocini S., Smith J., et al. Targeted
493 surveillance for forest-based malaria transmission: Results of a cluster randomized controlled trial
494 in southern Lao PDR. *Am J Trop Med Hyg*. 2019;101(5 Supplement):216.
- 495