

Quality testing of mifepristone and misoprostol in 11 countries

A Medicine Quality Study

Authors: Jason Bower^a, Lester Chinery^b, Alessandra Fleurent^b, A. Metin
Gülmezoglu^b, Wallada Im-Amornphong^b, Catherine Kilfedder^c, Petra Procter^b,
Alessandra Tomazzini^b

Corresponding author: Alessandra Fleurent (Avenue de Sécheron 15, 1202 Geneva,
Switzerland, a.fleurent@conceptfoundation.org)

Author Affiliations :

^a: Independent consultant, London, UK

^b: Concept Foundation, Geneva, Switzerland

^c: International Planned Parenthood Federation, London, UK

Key words: Quality, Abortion, Misoprostol, Mifepristone

Synopsis:

Over half of mifepristone, misoprostol, and combipack samples collected and tested
did not meet one or more requirements. One product was falsified.

Word count for main text: 3,688 words

20 Abstract

21 Objective

22 Previous studies have demonstrated quality concerns with misoprostol. Mifepristone,
23 however, has not been extensively assessed for quality. Between 2020 and 2021,
24 Concept Foundation and the International Planned Parenthood Federation
25 conducted a study to determine the quality of these medical abortion drugs in low-
26 and middle-income countries (LMIC).

27 Methods

28 Collection of batch samples of misoprostol and mifepristone was carried out by
29 trained sampling agents in selected LMIC. Single drug packs and combipacks were
30 sampled. A World Health Organization prequalified laboratory conducted testing
31 method verifications and subsequent sample analysis. Tests included identification,
32 assay, related substances, and content uniformity for misoprostol, and identification,
33 assay, related substances, and dissolution for mifepristone.

34 Results

35 Samples were collected from Burkina Faso, Cambodia, Democratic Republic of
36 Congo, India, Kyrgyzstan, Moldova, Nepal, Nigeria, Pakistan, Uganda and Vietnam.
37 Sixty-four pooled batch samples were tested, consisting of 31 combipacks, 26
38 misoprostol-only and 7 mifepristone-only products. Overall, 54.7% of samples were
39 non-compliant with one or more of the specifications, representing 51.6% of
40 combipack products, 57.1% of misoprostol tablets analyzed and 23.7% of
41 mifepristone tablets. One falsified misoprostol-only product was found.

42 Conclusion

43 This study confirms that a significant problem still exists in relation to the quality of
44 medical abortion drugs in low- and middle-income countries. For misoprostol, our

45 findings suggest that historical concerns around primary packaging may have been
46 largely resolved but that manufacturing processes for both finished product and
47 active pharmaceutical ingredient need to be improved. This study also provides
48 evidence of mifepristone quality issues.

49 Background

50 Three out of ten pregnancies worldwide end in induced abortion, with medical
51 methods playing an increasingly important role [1]. Medical abortion is usually
52 conducted through the administration of either a combination of mifepristone, a
53 synthetic antiprogestone, and misoprostol, a prostaglandin analogue, or
54 misoprostol alone [2]. Both drugs are included on the World Health Organization
55 (WHO) Essential Medicines List (EML) for medical abortion. Misoprostol is also
56 recommended for cervical ripening, labor induction, and prevention and treatment of
57 postpartum hemorrhage [3]. Medical abortion provides individuals who are pregnant
58 with a non-invasive alternative to surgical abortion and reduces the need for skilled
59 surgical abortion providers, which is particularly helpful in low-resource environments
60 [2,4,5]. Ensuring that quality misoprostol and mifepristone are accessible worldwide
61 is crucial to reduce the number of unsafe abortions, which make up about 45% of all
62 abortions [1]. The majority of unsafe abortions take place in low-and middle-income
63 countries (LMIC).

64 There are limited options for the procurement of quality-assured misoprostol and
65 mifepristone, with very few products demonstrably meeting the quality standards
66 defined by WHO's Prequalification of Medicines Program [6] or Stringent Regulatory
67 Authorities (SRA) (as defined in the WHO Technical Report Series no. 1003 [7]), the
68 minimum standard widely adopted by United Nations (UN) agencies, United States
69 Agency for International Development (USAID) and other major donors [8,9].
70 Furthermore, the limited number of quality-assured medical abortion drugs are not
71 widely procured and distributed in LMIC, likely because of purchase prices that are
72 considered too high within the existing supply chain mechanisms. Consequently,

73 women and girls in LMIC are at risk of utilizing medical abortion drugs that have not
74 undergone stringent quality assessments for safety and efficacy.

75 Use of substandard and falsified medicines can have a severe impact on public
76 health and are especially prevalent in LMIC [10,11]. Poor quality medical abortion
77 drugs, such as those with less active pharmaceutical ingredient (API) than needed,
78 can result in failed or incomplete abortion, and may require further medical
79 management [2].

80 Numerous studies conducted to examine the quality of misoprostol in circulation at
81 country level in LMIC have indicated that drug quality is sub-optimal [12–15].
82 Misoprostol is a viscous oil at room temperature and is extremely unstable in the
83 presence of moisture; therefore, both the API and finished pharmaceutical product
84 (FPP) tablets need to be manufactured under stringently controlled conditions and
85 be packaged appropriately in double-sided aluminum (Alu/Alu) blisters [12,13,16].

86 Mifepristone quality in LMIC has not been extensively studied, as it is a more stable
87 molecule than misoprostol.

88 The objective of this study was to assess whether the quality of misoprostol has
89 improved over the years and explore whether quality issues may also be present for
90 mifepristone to identify key areas of medical abortion drug quality that can be
91 addressed by future interventions.

92 **Methods**

93 Countries were selected based on their LMIC status in 2020, market size, availability
94 of sampling partners on the ground, and variety of medical abortion drugs in each
95 market [17]. Countries with local manufacturing of medical abortion drugs were

96 prioritized as these products are often exported to other LMIC. Samples were
97 collected from: Bangladesh, Burkina Faso, Cambodia, Democratic Republic of
98 Congo, India, Kyrgyzstan, Moldova, Nepal, Nigeria, Pakistan, Uganda and Vietnam.
99 Convenience sampling was employed as the study was carried out independently of
100 local regulatory authorities. Standard Operating Procedures (SOPs) and a Sample
101 Collection Form (SCF) were developed and shared with focal points in each country
102 who were familiar with their national medical abortion markets. Sampling agents
103 were trained on the SOPs and then collected samples of products of misoprostol
104 (200 mcg) tablets, mifepristone (200 mg) tablets, and the mifepristone/misoprostol
105 tablets “combipack”, containing one mifepristone 200 mg tablet and four misoprostol
106 200 mcg tablets. Agents used either the Mystery Shopper approach, Overt
107 Sampling, or a hybrid of the two methods. The target minimum sample size of each
108 type of pooled batch sample was: 35 misoprostol tablets, 15 mifepristone tablets,
109 and 15 combipacks. Agents collected batches that were more than six months
110 beyond their date of manufacture, to provide a better indication of the product quality
111 throughout its shelf-life. Sites were primarily at the client point-of-purchase or service
112 provision including pharmacies, hospitals and drug sellers.

113 Data on each batch sample was validated in-country and centrally. The sampling
114 agents then shipped the samples via reputable international courier companies to
115 the testing laboratory in Germany, where samples were kept in a temperature-
116 controlled room between 15°C and 25°C. The sampling agents in Bangladesh were
117 unable to ship the samples for testing.

118 Given the anticipated difficulty in sampling these restricted products, and to optimize
119 the number of samples that could be tested, sample quality analysis was limited to

120 testing parameters considered most critical to indicate clinically relevant quality
121 issues in misoprostol and mifepristone tablets.

122 For misoprostol, identification, assay and related substances were considered
123 essential, given the link to efficacy and the known instability of the product. Due to
124 the low ratio of API content to tablet mass and therefore higher risk of non-
125 homogeneity within batches, content uniformity was included. Dissolution or
126 disintegration were not included as misoprostol is a highly soluble substance [18].
127 Misoprostol tablets were analyzed for the selected parameters using the methods
128 and specifications described in the International Pharmacopoeia (Ph. Int.),
129 Misoprostol tablets monograph (2016-01) [19].

130 For mifepristone, the parameters selected were identification, assay, related
131 substances, and dissolution. Mifepristone is not a highly soluble substance [20], and
132 hence may pose a higher risk of poor tablet dissolution, affecting product
133 bioavailability. Uniformity of mass was not tested due to the large API component in
134 tablets and hence low risk of non-homogeneity in production.

135 Currently, no published international reference pharmacopeial methods and
136 specifications exist for mifepristone API or FPP. In-house methods for assay, related
137 substances determination and dissolution were therefore developed and validated.
138 The specifications were established based on a 2008 United States Pharmacopoeia
139 (USP) pending monograph for mifepristone API [21], the International Council for
140 Harmonization of Technical Requirements for Pharmaceuticals for Human Use (ICH)
141 Q3B guideline [22], as well as the analytical results of the innovator product,
142 Mifegyne (Nordic Pharma). Details of the specifications of misoprostol and

143 mifepristone tablets used in the study are shown in Tables S1 and S2, Additional file
144 1.

145 Analytical method verification and sample analysis was carried out by the WHO-
146 prequalified quality control laboratory, Institute for Pharmaceutical and Applied
147 Analytics (InphA), Bremen, Germany, as outlined in Table S3, Additional file 1.

148 The samples to be investigated were adjudged in compliance, if they met the
149 specifications outlined in Tables S1 and S2, Additional file 1. For overall results, a
150 sample was rated overall as non-compliant if it failed any of the tests conducted.

151 Results

152 Sampling was carried out between December 2020 and September 2021, at 50 sites
153 in 12 countries, across five of the six regions defined by WHO [23]. Since the nine
154 samples collected in Bangladesh were not tested, the analysis is based on samples
155 from 11 countries. Data was recorded for 84 different batch samples in total; of
156 these, 64 were tested (Figure 1). Further collection data are presented in Tables S4
157 and S5, Additional file 1.

158 Purchase prices were recorded for 91 samples. The unit sizes used were: 1 pack for
159 combipack products; or 1 tablet for misoprostol-only and mifepristone-only products.
160 Unit prices of each sample were converted from local currency into USD, using the
161 online currency converter <https://www.xe.com/currencytables/>. The median price for
162 combipack samples was \$5.70 per pack (range \$2.49 – \$14.10; n=50). The median
163 unit prices for misoprostol-only products were \$0.43 per tablet (\$0.08 – \$1.75; n=33),
164 and \$3.90 per tablet (\$1.97 – \$17.36; n=8) for mifepristone-only products.

165 The 64 samples tested consisted of 31 combipack products, 26 misoprostol-only
166 products, and 7 mifepristone-only products (Table 1). Therefore, 57 samples
167 contained misoprostol 200 mcg tablets and 38 contained mifepristone 200 mg tablets
168 (Figure 2).

169 The 64 tested samples were manufactured by 35 distinct manufacturers, from nine
170 different countries of origin. 12 products tested were either approved by an SRA as
171 defined by WHO (as defined in the WHO Technical Report Series no. 1003 [7]), or
172 prequalified by the WHO Prequalification Program (PQP) [6].

173 15 (of the 64) samples were products marketed by international social marketing
174 organizations (SMO), including eight marketed for individual domestic markets and
175 seven exported to international markets.

176 The shelf-life of products ranged from 12 months to 48 months, as shown in Table
177 S6, Additional file 1. All samples tested were beyond six months of their date of
178 manufacture and were within their shelf-life at the time of testing.

179 Sample analysis was performed at the laboratory between February and November
180 2021.

181 Most samples were of sufficient quantity for the critical test parameters listed in
182 Tables S1 and S2, Additional file 1. Exceptions were three combipack samples: for
183 two, all tests except mifepristone dissolution were conducted; for another,
184 mifepristone dissolution was the only test conducted. As a result, out of 38 total
185 tested mifepristone samples, two were tested for assay and related substances only,
186 one was tested for dissolution only, and 35 were tested for all parameters. For
187 misoprostol, 56 out of 57 samples were tested, but one misoprostol-only product
188 failed the identification test, so further tests on that sample were not conducted.

189 Therefore, a total of 55 samples were tested for all other misoprostol test
190 parameters.

191 Of 64 samples tested, 35 (54.7%) were found to be OOS for at least one test
192 parameter and reported as non-compliant with the established specifications (Figure
193 3). 16 out of 31 combipacks (51.6%) were found non-compliant, as were 16 of 26
194 misoprostol-only products (61.5%), and three of seven mifepristone-only products
195 (42.9%). For the 31 combipack samples tested, both the misoprostol tablet and the
196 mifepristone tablet were each OOS in six (19.4%) samples, whereas only the
197 misoprostol tablet was OOS in a further ten (32.3%) samples.

198 Out of 56 misoprostol tablet samples tested, 32 (57.1%) were observed to be non-
199 compliant. Of 38 mifepristone tablet samples tested, nine (23.7%) were found to be
200 non-compliant with specifications. See Table S7 and S8, Additional file 1, for
201 summaries of misoprostol and mifepristone samples testing results respectively.

202 ***Misoprostol tablet findings***

203 For misoprostol tablets, the highest proportion of non-compliant findings were
204 observed for related substances Impurity C, followed by Sum of Impurities A, B and
205 E (Figure 4).

206 Misoprostol identification and assay was found to be OOS in 1 of 56 (1.8%) and 13
207 of 55 (23.6%) samples respectively. Content uniformity was OOS in the four samples
208 with the lowest assay values (13.4-75.3%) but was within specification for other
209 samples. Any related substance criteria were OOS in 31 of 55 samples tested
210 (56.4%). The condensed scale of related substances findings is shown in Figure 5,
211 whereas the full scale of this figure is provided as Figure S1, Additional file 2.

212 Excluding the sample that failed the identification test with no misoprostol content,
213 the three worst misoprostol assay results observed were 13.4%, 28.4%, and 35.7%.
214 A further eight samples ranged between 75-90%.

215 Misoprostol assay was assessed against the age of the sample when tested. As
216 seen in Figure 6, there was no correlation observed.

217 Misoprostol assay versus type of primary packaging was not examined further, as 55
218 of the 56-misoprostol tablet-containing products were packaged with aluminum foil
219 on both sides (Alu/Alu blister).

220 Mood's Median Test was conducted to assess correlation between observed storage
221 conditions at site and misoprostol assay, and labelled storage requirements and
222 misoprostol assay. No statistically significant difference was found for either test.

223 Finally, the Mood's test and box chart analysis also showed no significant differences
224 between the median purchase price of compliant products versus those of OOS
225 products.

226 ***Falsified Cytotec®***

227 One Cytotec (Piramal Healthcare Ltd, United Kingdom) sample, collected from a
228 pharmaceutical wholesaler, failed the initial misoprostol identification test.
229 Irregularities were noted on tablet disintegration during sample solution preparation.

230 Differences in tablet color and package insert were noted between this sample and
231 an otherwise identical Cytotec product from a nearby country (see Figure 7).
232 Retesting was carried out which confirmed the negative identification result. Further
233 analysis to screen for undeclared active ingredients was performed by HPLC/mass
234 spectrometry and was also negative.

235 A report was submitted to the WHO Incidents and Substandard/Falsified Medical
236 Products (ISF) team for further investigation, which later revealed the presence of
237 the same falsified batch in two neighboring countries, and a second falsified batch of
238 the same product in two neighboring countries. Subsequently, WHO issued a
239 falsified product alert [24].

240 ***Mifepristone tablet findings***

241 For mifepristone tablets, the highest proportion of non-compliant findings was
242 observed for related substances, specifically any individual unknown impurity (Figure
243 8). No OOS result was found for the demethylated derivative impurity of mifepristone
244 (Figure 9).

245 Mifepristone assay was found to be OOS in two of 37 (5.4%) samples, measuring
246 78.6% and 84.5% content (see Figure S2, Additional file 3). Related substances
247 overall were found to be OOS in eight of 37 (21.6%) samples. Five samples of
248 mifepristone (13.9%) were observed to fail stage 1 dissolution tests. Of these, two
249 samples were major OOS (averaging 11% and 53% content dissolved in 30
250 minutes), and three samples were minor OOS whereby the stage 2 testing was
251 warranted but not possible due to insufficient samples.

252 ***Other variables***

253 Products were manufactured in nine different countries, with most samples
254 originating from India (67.2%). Products manufactured in India were distributed both
255 locally and internationally. Products manufactured in China, Republic of Korea,
256 Russia, and the United Kingdom (UK) were all exported, whereas products
257 manufactured in other countries were sampled in their local market.

258 26 out of 43 (60%) Indian-manufactured samples were found to be OOS. High rates
259 of non-compliance were also seen in the samples manufactured in Vietnam (four out
260 of six) and Pakistan (two out of three). No OOS findings were observed in the small
261 number of samples manufactured in China, Nepal, Nigeria and the UK.

262 Excluding the falsified sample, of 11 remaining samples tested holding SRA approval
263 or WHO Prequalification status, one misoprostol-only sample was non-compliant. It
264 was noted that this non-compliant sample was OOS on Impurity C only (result 1.9%,
265 acceptable limit $\leq 1.5\%$); the assay result was 100.6% and the sample had aged 22
266 months of its 24-month shelf-life when tested. Of the 52 samples tested that do not
267 hold SRA approval or WHO Prequalification status, 33 (63.5%) were non-compliant.

268 Of the 15 products marketed by SMOs, four (25%) were non-compliant with
269 specifications, compared to 63.3% for the remaining products. All were domestically
270 distributed combipack products (see Figure S3, Additional file 4).

271 Discussion

272 We found that 54.7% of medical abortion samples from 11 LMIC were non-compliant
273 with the specifications applied. Combipack products were non-compliant in 51.6% of
274 samples, whereas misoprostol tablets and mifepristone tablets were OOS in 57.1%
275 and 23.7% of samples respectively. With the ongoing global rise in use of medical
276 abortion drugs and increasing availability, together with their role in enabling women

277 to self-manage their abortions, urgent attention is needed to address quality issues
278 [2].

279 These findings support previous studies of misoprostol quality and demonstrate that
280 a significant problem persists in relation to the quality of misoprostol in LMIC. Given
281 the use of misoprostol alone for medical abortion in many LMIC settings and its other
282 obstetric uses, this is of serious concern.

283 There is limited historical data on the quality of mifepristone. Our findings indicate
284 that despite being a more stable molecule, quality concerns are also present, with
285 nearly a quarter of the mifepristone tablets showing non-compliance with one or
286 more of the specifications. These findings suggest that increased vigilance is also
287 necessary for mifepristone products in LMIC.

288 The study identified one falsified misoprostol product, triggering investigations that
289 identified further falsified products in neighboring countries. Falsified Cytotec® has
290 been found previously in LMIC, and these developments suggest that falsification of
291 medical abortion drugs continues to be a serious concern that warrants proactive
292 monitoring by national regulators.

293 Previous studies have highlighted the importance of primary packaging integrity to
294 manage the degradation of misoprostol, and adherence to controlled storage
295 conditions [12,16]. Only one misoprostol-containing sample was not blistered in
296 Alu/Alu, and while it was not feasible to measure storage temperatures, we did not
297 observe higher rates of OOS misoprostol tablets collected from sites without
298 controlled storage conditions. Similarly, there was no correlation between the age of
299 misoprostol samples when tested and the rate of OOS, in contrast to findings
300 reported in 2011 to 2016. Findings from this study therefore may indicate that

301 manufacturing processes and compliance with international Good Manufacturing
302 Practice (GMP), both for finished products and API, could be the primary current
303 contributor to misoprostol product quality concerns.

304 These concerns around manufacturing quality emphasize the importance of stronger
305 regulatory standards both in countries where these products are marketed and in
306 countries of manufacture. Whilst global activities aimed at strengthening regulatory
307 capacity in LMIC are ongoing, in the short-term, countries and manufacturers should
308 more actively make use of existing registration reliance mechanisms such as the
309 WHO Collaborative Registration Procedure to increase the availability of quality-
310 assured mifepristone and misoprostol at country level. National authorities should be
311 encouraged to increase surveillance of medical abortion drugs in their markets and
312 take regulatory actions as appropriate.

313 Manufacturers of internationally distributed misoprostol products should review their
314 specifications to ensure they are in line with, or as stringent as, the Ph. Int.
315 specifications. Similarly, national regulatory authorities should require this for any
316 new misoprostol submissions. For mifepristone, the development of a pharmacopeial
317 monograph for finished product and API would support resolving some of the issues
318 identified within the study.

319 Prequalification by WHO or an approval from an SRA/ WHO Listed Authority (WLA)
320 [25] provides reliable assurance of product quality. Most UN agencies, USAID, and
321 most European government donors providing funding for abortion related activities
322 have adopted this standard as the minimum requirement in their procurement
323 policies for misoprostol and mifepristone products. However, this standard is not fully
324 harmonized across all funders, nor uniformly reflected in the procurement policies of

325 all SMOs and other organizations engaged in the purchase and supply of medical
326 abortion drugs. In this study, samples which met these standards recorded robust
327 results with a non-compliance rate of 9.1% (one of eleven), compared with 63.5% for
328 products not meeting this standard, with the single quality-assured sample OOS
329 representing a very minor excursion. This finding provides a compelling argument for
330 increased harmonization of procurement policies. Furthermore, the limited number of
331 medical abortion products meeting quality assurance criteria and lack of widespread
332 availability in LMIC indicate a need to increase the number of medical abortion drugs
333 prequalified by WHO, as well as ensuring access to them through obtaining
334 regulatory approval at country level.

335 A significant number of products available in LMIC are provided by and through
336 SMOs, who are responsible for ensuring their products are quality-assured. Of the
337 15 tested samples marketed by SMOs, four (26.7%) were observed to be non-
338 compliant with specifications, compared to 63.3% for the non-SMO products. While
339 SMO-marketed products had a lower rate of non-compliance compared to the overall
340 figures, the findings suggest that further work is needed to ensure quality standards
341 are met.

342 Our analysis did not find any correlation between purchase price and rates of OOS
343 samples tested across the range of product types. The perceived high cost of
344 quality-assured medical abortion drugs as a barrier to their purchase and supply to
345 LMIC should be investigated further. At the present time, there is a lack of incentive
346 for manufacturers to achieve WHO prequalification based on the knowledge that the
347 LMIC marketplace is primarily populated by products not meeting robust quality
348 criteria, which is believed to be reflected in their pricing. A multi-country analysis to
349 correlate LMIC market prices with cost of goods in order establish detailed pricing

350 structures could be undertaken to identify solutions and encourage manufacturers to
351 achieve quality-assured status of their products.

352 WHO recommends self-managed medical abortion up to 12 weeks' gestation where
353 there is access to accurate information and a healthcare provider if needed or
354 wanted [2]. In practice, emerging evidence is indicating that access to and self-
355 administration of medical abortion drugs is increasing, with women purchasing from
356 pharmacists, drug sellers and by direct mail from the internet. As more women and
357 girls are empowered through self-care, it will become even more critical that they are
358 able to access quality-assured drugs to ensure the safest outcomes when
359 undertaken without clinical supervision [4].

360 ***Limitations***

361 This study was not designed to provide accurate estimates of the prevalence of
362 poor-quality medicines in each country: the non-random selection of sampling sites
363 and products; the use of the overt sampling method; and the limited sample size in
364 each individual country, all limit such an extrapolation.

365 Due to sample size limitations, we were not able to assess other quality risks for the
366 products, such as microbial contamination, dissolution for misoprostol, uniformity of
367 mass for mifepristone and water content.

368 All samples were tested for each tablet type according to the same specification to
369 enable comparison of samples from different manufacturers. International reference
370 pharmacopoeia specifications were used to the maximum extent possible. However,
371 products marketed in LMIC are manufactured to a wide range of manufacturer
372 specifications and methods, and these specifications and methods may be approved
373 by regulatory authorities in individual countries.

374 We cannot exclude problems with storage and transportation conditions since we
375 sampled only at the point of sale. However, our analysis of basic storage conditions
376 suggested no correlation to OOS findings.

377 Finally, product testing only provides a snapshot of a small sample of each batch of
378 product, tested at a particular point in its shelf-life. It is a more reliable indicator of
379 product quality when manufacturing quality and storage conditions are known to be
380 acceptable. However, the study does flag important issues and concerns which
381 warrant more detailed investigation, both globally and in the relevant countries.

382 Conclusions

383 Misoprostol products in several geographically diverse, large countries have
384 significant quality issues. Since primary packaging has improved, it leaves API and
385 FPP manufacturing as the probable main causes of substandard misoprostol
386 products.

387 Although smaller in comparison, this study also provides evidence of mifepristone
388 quality issues with 23.7% of samples tested non-compliant.

389 Self-administration of medical abortion drugs presents an urgent additional dynamic
390 in the quality debate and evidence-based quality assurance of mifepristone and
391 misoprostol must be a prerequisite for product supply.

392 List of abbreviations

API	Active pharmaceutical ingredient
CRS	Chemical reference standard
EDQM	European Directorate for the Quality of Medicines

EML	Essential Medicines List
FDA	Food and Drug Authority
FPP	Finished pharmaceutical product
GMP	Good Manufacturing Practice
HCI	Health Concepts International
HPLC	High-performance liquid chromatography
ICH	International Council for Harmonization of Technical Requirements for Pharmaceuticals for Human Use
InphA	Institute for Pharmaceutical and Applied Analytics
IPPF	International Planned Parenthood Federation
ISF	Incidents and Substandard / Falsified Medical Products
LMIC	Lower- and middle-income countries
LOQ	Limit of quantitation
OOS	Out of specification
Ph. Int.	International Pharmacopoeia
PQP	Prequalification Program
QA	Quality assurance
SCF	Sample collection form
SMO	Social marketing organization
SOP	Standard operating procedure
SRA	Stringent regulatory authority
UK	United Kingdom
UN	United Nations
USAID	United States Agency for International Development
USD	United States Dollar

USP United States Pharmacopoeia

WHO World Health Organization

WLA WHO-Listed Authority

393 **Declarations**

394 **Author Contributions**

395 LC conceived and conceptualized the study, developed abstract, discussion, and
396 conclusions and reviewed. JB developed study protocol, coordinated sampling and
397 testing activities, developed methods, results and limitations, and provided editorial
398 contributions throughout. WI and AT were expert technical leads for the study and
399 established, transferred and validated testing methods. CK led sample collection and
400 coordination with country resources and provided editorial contributions. PP was the
401 operational Manager for the duration of the study. AF coordinated study activities
402 and manuscript development. AMG provided expert guidance throughout the study
403 and was lead reviewer. All authors have read, reviewed and approved the
404 manuscript.

405 **Acknowledgments**

406 Peter Hall, China Resources Zizhu Pharmaceuticals Co. Ltd., China and Everlight
407 Chemical Industrial Corporation, Taiwan who provided impurity reference standards,
408 and Nhomsai Hagen who helped with specific questions.

409 **Conflict of interest**

410 At the time of the study, Concept Foundation had a sublicensing agreement with Sun
411 Pharmaceutical Industries, the manufacturer of Medabon combipack, samples of
412 which were included in our sample. Testing was conducted by an independent

413 laboratory and Concept Foundation staff were not involved in the identification of the
414 samples during testing.

415 Authors not employed by Concept Foundation declare that they have no conflicts of
416 interest.

417 Data Availability Statement

418 The data that support the findings of this study are available on request from the
419 corresponding author. The data are not publicly available due to privacy or ethical
420 reasons.

421 Funding

422 This work was supported by the UNDP-UNFPA-UNICEF-WHO-World Bank Special
423 Program of Research, Development and Research Training in Human Reproduction
424 (HRP), a cosponsored program executed by the World Health Organization (WHO).

425 **Disclaimer:** The views expressed in this article are those of the authors and do not
426 necessarily represent the views of, and should not be attributed to the World Health
427 Organization.

428 References

- 429 1. World Health Organization. Abortion [WHO website]. [https://www.who.int/health-](https://www.who.int/health-topics/abortion)
430 [topics/abortion](https://www.who.int/health-topics/abortion). Accessed May 31, 2023.
- 431 2. World Health Organization. Abortion care guideline. Geneva: World Health Organization;
432 2022.
- 433 3. World Health Organization. WHO Model List of Essential Medicines, 21st List, 2019. Geneva:
434 World Health Organization; 2019.
- 435 4. World Health Organization. WHO consolidated guideline on self-care interventions for health:
436 sexual and reproductive health and rights. Geneva: World Health Organization; 2019.
- 437 5. World Health Organization. WHO Recommendations on self-care interventions: Self-
438 management of medical abortion, 2022 update. Geneva: World Health Organization; 2022.

- 439 6. World Health Organization. WHO - Prequalification of Medical Products (IVDs, Medicines,
440 Vaccines and Immunization Devices, Vector Control) [WHO Prequalification Program
441 Website]. <https://extranet.who.int/pqweb>. Accessed May 31, 2023.
- 442 7. World Health Organization. WHO Expert Committee on Specifications for Pharmaceutical
443 Preparations: Fifty-first report. Geneva: World Health Organization; 2017 (WHO Technical
444 Report Series, No. 1003).
- 445 8. World Health Organization. WHO quality assurance policy for the procurement of essential
446 medicines and other health products. Geneva: World Health Organization; 2021.
- 447 9. United Nations Office for Project Services (UNOPS). Quality Assurance Policy: Procurement of
448 Medicines, Medical Devices and other Health Products. UNOPS Procurement Group; 2021.
- 449 10. World Health Organization. A study on the public health and socioeconomic impact of
450 substandard and falsified medical products. Geneva: World Health Organization; 2017.
- 451 11. World Health Organization. Guidelines on the conduct of surveys of the quality of medicines.
452 In: WHO Expert Committee on Specifications for Pharmaceutical Preparations: Fiftieth report.
453 Geneva: World Health Organization; 2016: Annex 7 (WHO Technical Report Series, No. 996),
454 227-261.
- 455 12. Hall PE. Quality of medicines: Quality of misoprostol products. *WHO Drug Information* 2016;
456 30(1): 35–9.
- 457 13. Anyakora C, Oni Y, Ezedinachi U, Adekoya A, Ali I, Nwachukwu C, et al. Quality medicines in
458 maternal health: results of oxytocin, misoprostol, magnesium sulfate and calcium gluconate
459 quality audits. *BMC Pregnancy and Childbirth* 2018; 18: 44. <https://doi.org/10.1186/s12884-018-1671-y>
460
- 461 14. Hagen N, Khuluza F, Heide L. Quality, availability and storage conditions of oxytocin and
462 misoprostol in Malawi. *BMC Pregnancy and Childbirth* 2020; 20: 184.
463 <https://doi.org/10.1186/s12884-020-2810-9>
- 464 15. Bizimana T, Hagen N, Gnegel G, Kayumba PC, Heide L. Quality of oxytocin and misoprostol in
465 health facilities of Rwanda. *PLoS One* 2021; 16(1): e0245054.
466 <https://doi.org/10.1371/journal.pone.0245054>
- 467 16. Bérard V, Cameron S, Bombas T, Berard V, Fiala C, Parachini M, et al. Instability of
468 misoprostol tablets stored outside the blister: a potential serious concern for clinical outcome
469 in medical abortion. *PLoS One* 2014; 9(12): e112401.
470 <https://doi.org/10.1371/journal.pone.0112401>
- 471 17. International Planned Parenthood Federation. Medical Abortion Commodities Database [IPPF
472 website]. 2020. <https://www.medab.org/>. Accessed December 6, 2021.
- 473 18. World Health Organization. PQT/MED-specific Annotations for the ICH M9 Guideline for
474 Biopharmaceutics Classification System (BCS)-based Biowaiver Applications. WHO PQT:
475 Medicines. 2021.
- 476 19. World Health Organization. The International Pharmacopoeia, 9th Edition. 2019.
477 <https://digicollections.net/phint/2020/index.html#p/home>. Accessed June 22, 2021.

- 478 20. Plöger GF, Hofsäss MA, Dressman JB. Solubility determination of active pharmaceutical
479 ingredients which have been recently added to the List of Essential Medicines in the context
480 of the Biopharmaceutics Classification System–Biowaiver. *Journal of Pharmaceutical Sciences*.
481 2018; 107(6): 1478–88.
- 482 21. The United States Pharmacopeial Convention. Authorized USP pending standards for
483 Mifepristone. United States Pharmacopeial Convention, Rockville, MD; 2008.
- 484 22. International Conference on Harmonisation of Technical Requirements for Registration of
485 Pharmaceuticals for Human Use (ICH). ICH harmonised tripartite guideline: Impurities in new
486 drug products Q3B(R2). Geneva: ICH; 2006.
- 487 23. World Health Organization. World health statistics 2017: monitoring health for the SDGs,
488 Sustainable Development Goals. Annex C: WHO Regional Groupings. Geneva: World Health
489 Organization; 2017.
- 490 24. World Health Organization. Medical Product Alert N°3/2021: Falsified CYTOTEC [WHO
491 website]. WHO Global Surveillance and Monitoring System for Substandard and Falsified
492 Medical Products. 2021. [https://www.who.int/news/item/10-08-2021-medical-product-alert-](https://www.who.int/news/item/10-08-2021-medical-product-alert-n-3-2021)
493 [n-3-2021](https://www.who.int/news/item/10-08-2021-medical-product-alert-n-3-2021). Accessed May 31, 2023.
- 494 25. World Health Organization. WHO-Listed Authority (WLA) [WHO website].
495 <https://www.who.int/initiatives/who-listed-authority-reg-authorities>. Accessed May 31,
496 2023.

497

498 **Figures and Tables**

499 Table 1: Samples tested per country

500 Figure 1: Sample collection and analysis flow diagram.

501 Figure 2: Samples tested per product type and active ingredient type.

502 Figure 3: Non-compliant findings per product type and active ingredient type.

503 Figure 4: OOS profile for misoprostol tablets (proportion out of n=70 total non-
504 compliant findings).

505 Figure 5: Misoprostol related substances results (condensed scale).

506 Figure 6: Misoprostol assay results per age of sample.

507 Figure 7: Differences in tablet appearance between authentic product and falsified
508 product.

509 Figure 8: Rate of OOS per mifepristone tablet test parameter.

510 Figure 9: Mifepristone related substances results for each sample.

511 [Additional files](#)

512 **Additional File 1, .doc file, Tables S1-S8:** specifications for misoprostol and
513 mifepristone tablets for each test conducted, analytical method verification and
514 sample analysis particulars, number of samples collected by site and sampling
515 method, product-specific sample data (i.e. labelled storage requirements, packaging
516 type, number of manufacturers), shelf-life of tested samples, full summary of
517 misoprostol results, and full summary of mifepristone results.

518 **Additional File 2, .jpg file, Fig.S1:** graph of misoprostol related substances results
519 (full scale).

520 **Additional File 3, .jpg file, Fig.S2:** graph of mifepristone assay results for each
521 sample.

522 **Additional File 4, .jpg file, Fig.S3:** rate of OOS results for products sponsored by
523 type of organization.

Table 1 : Samples tested per country

#	Country	WHO Region	Combi-pack products	Misoprostol only products	Mifepristone only products	Total samples tested	% of all samples tested
1	Burkina Faso	Africa	1	1	0	2	3%
2	Cambodia	Western Pacific	5	1	0	6	9%
3	Democratic Republic of Congo	Africa	0	6	0	6	9%
4	India	South-East Asia	15	0	0	15	23%
5	Kyrgyzstan	Africa	0	2	1	3	5%
6	Moldova	Europe	1	0	0	1	2%
7	Nepal	South-East Asia	5	1	1	7	11%
8	Nigeria	Africa	2	5	2	9	14%
9	Pakistan	Eastern Mediterranean	0	3	0	3	5%
10	Uganda	Africa	2	3	0	5	8%
11	Vietnam	Western Pacific	0	4	3	7	11%
		TOTAL	31	26	7	64	

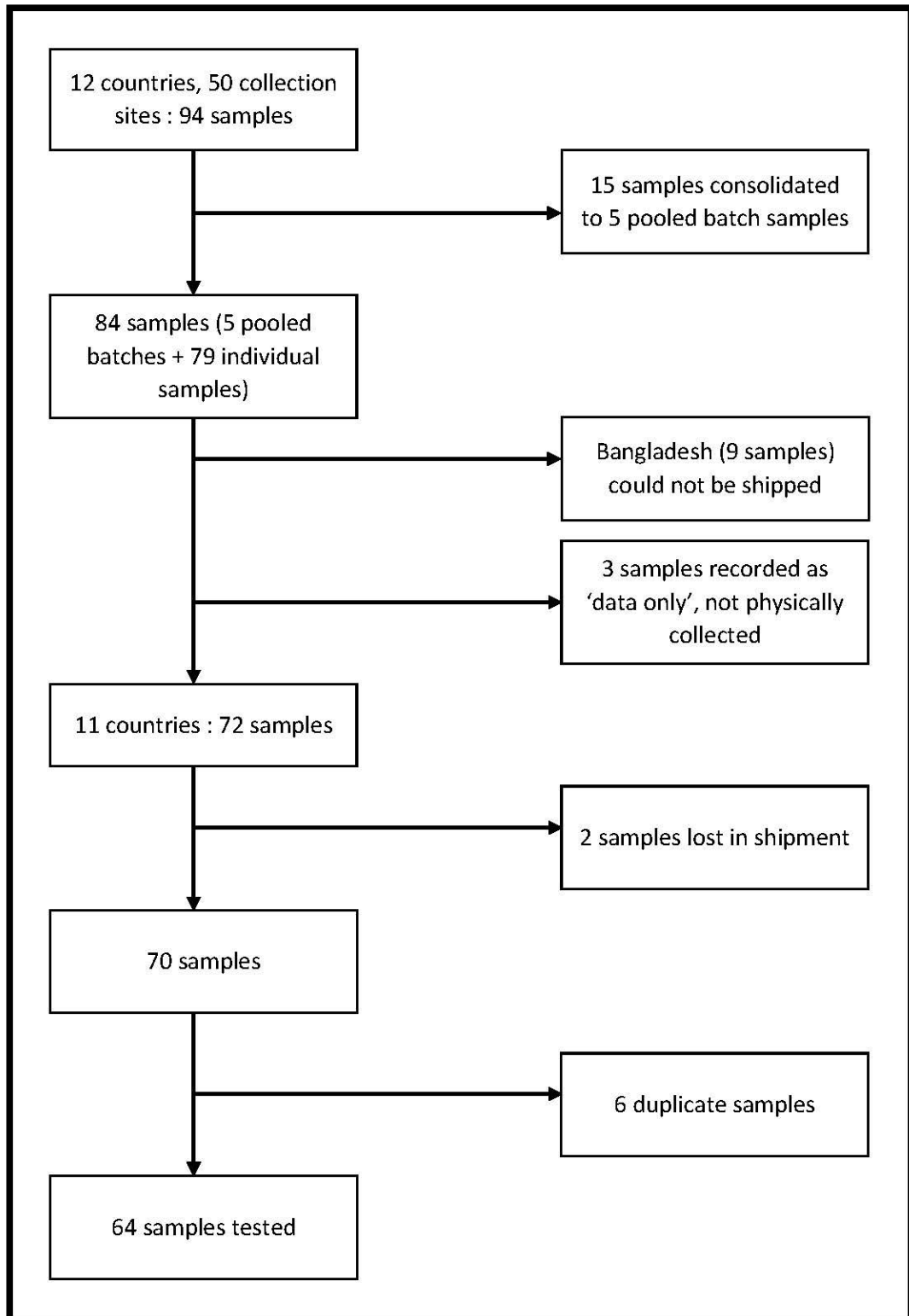


Figure 1: Sample collection and analysis flow diagram

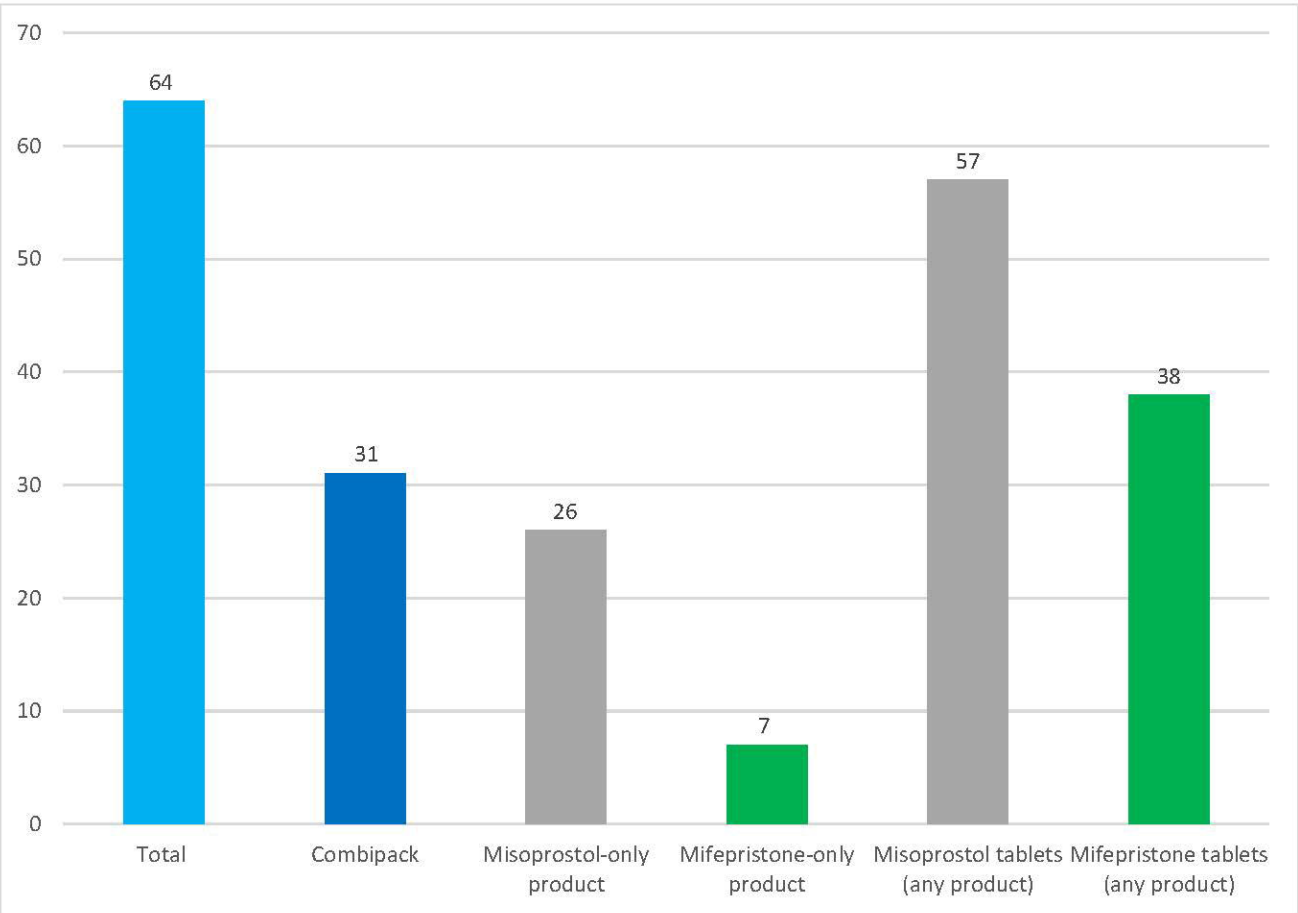


Figure 2: Samples tested per product type and active ingredient type

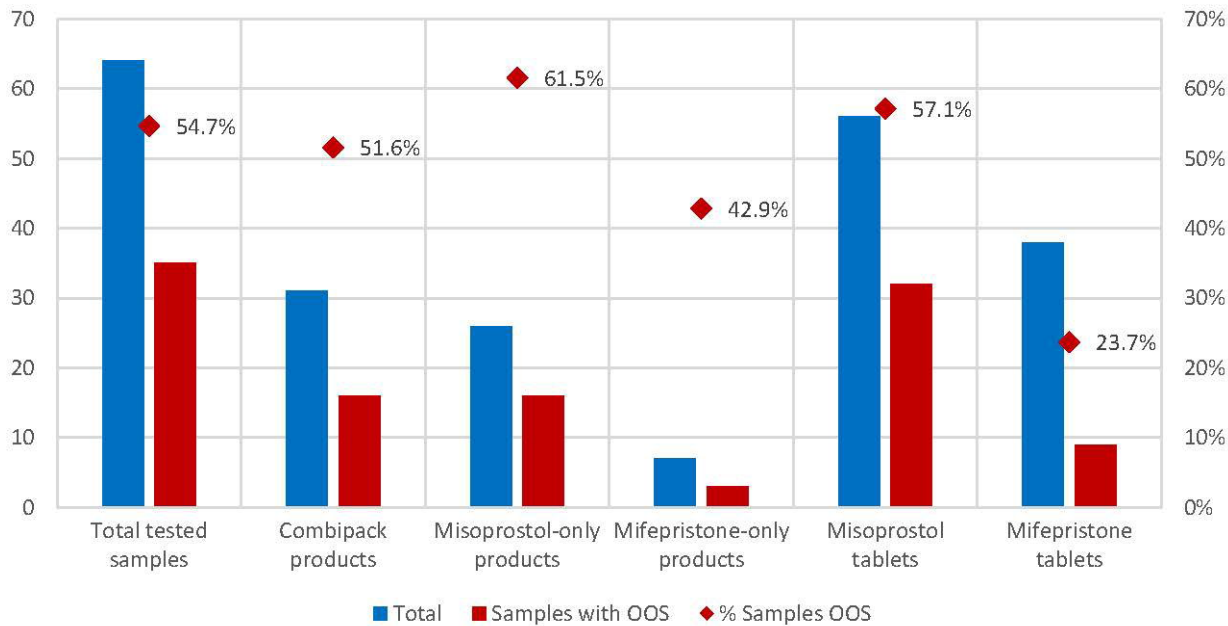


Figure 3: Non-compliant findings per product type and active ingredient type

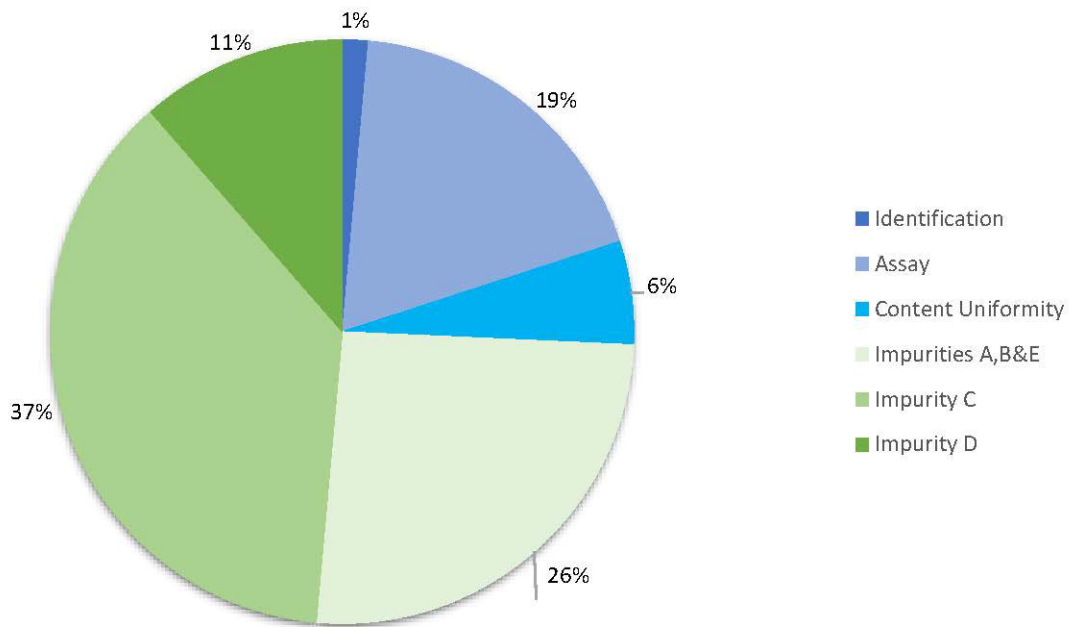


Figure 4: OOS profile for misoprostol tablets (number of non-compliant findings, n=70)

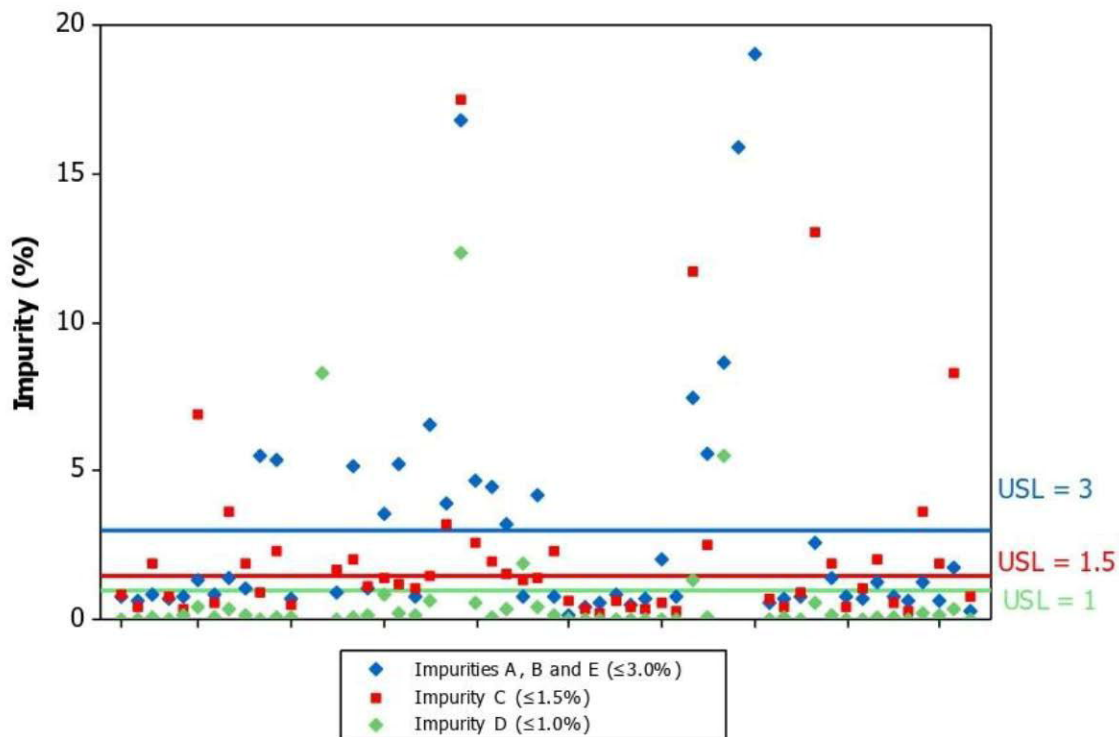


Figure 5: Misoprostol related substances results (condensed scale)

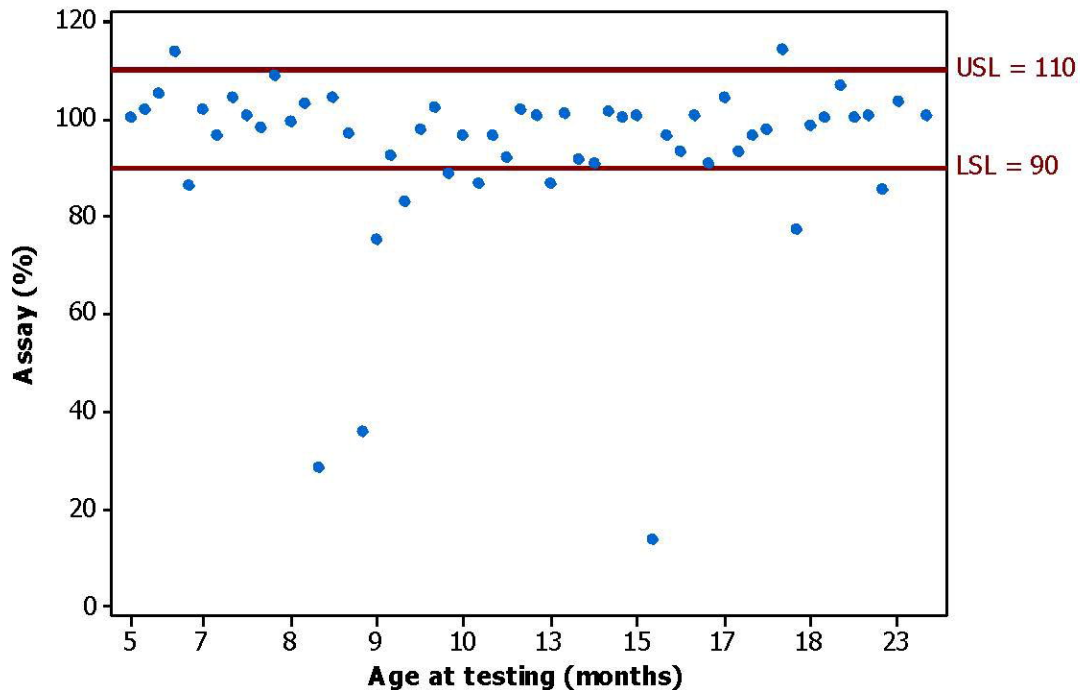


Figure 6: Misoprostol assay results per age of sample



Figure 7: Differences in tablet appearance between authentic product and falsified product

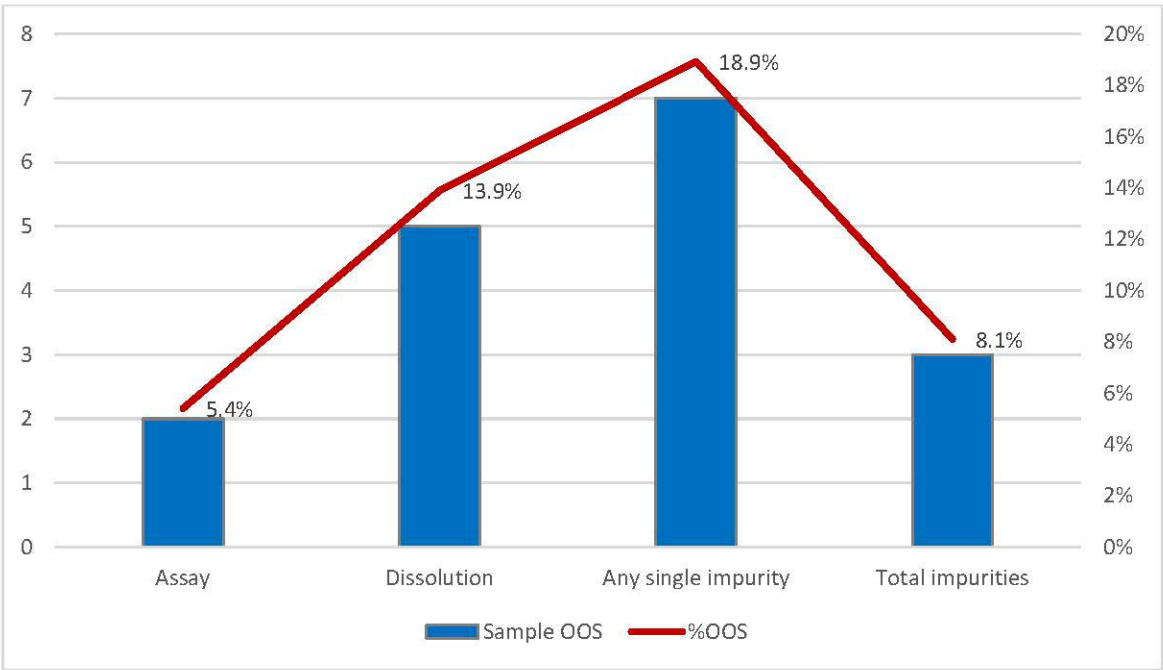


Figure 8: Rate of OOS per mifepristone tablet test parameter

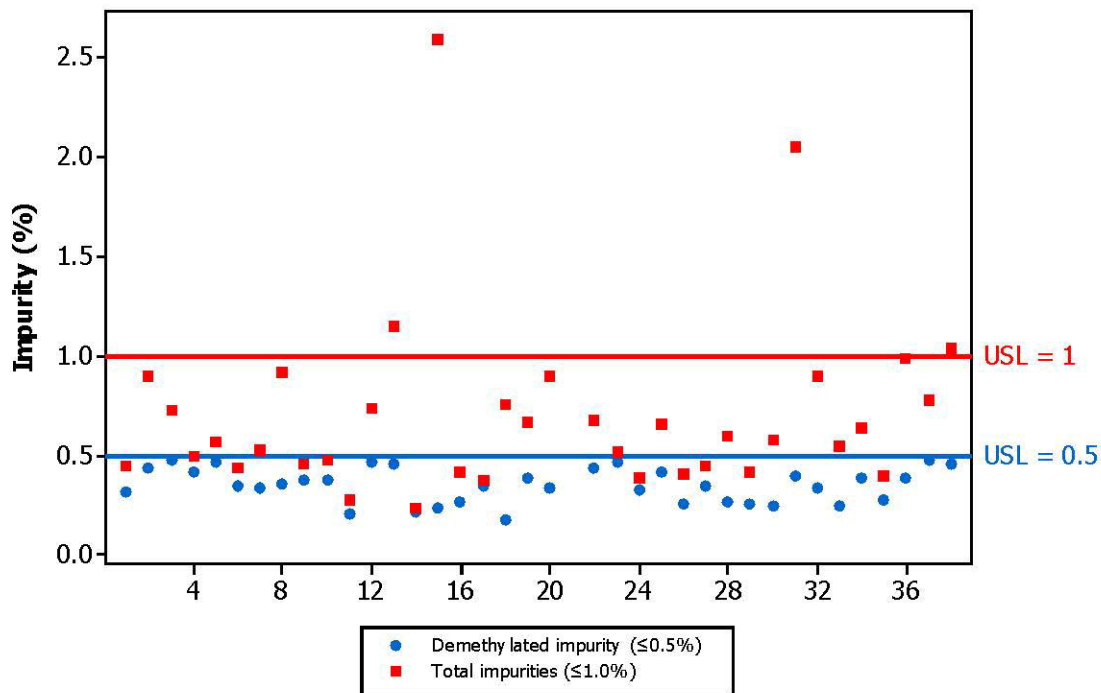


Figure 9: Mifepristone related substances results for each sample