

# 1 **The effect of combining antibiotics on resistance: A systematic** 2 **review and meta-analysis**

3 Berit Siedentop<sup>1,2\*</sup>, Viacheslav N. Kachalov<sup>2,3</sup>, Christopher Witzany<sup>1</sup>, Matthias Egger<sup>4,5,6</sup>, Roger D.  
4 Kouyos<sup>2,3†</sup>, Sebastian Bonhoeffer<sup>1\*†</sup>

5 <sup>1</sup> Institute of Integrative Biology, Department of Environmental Systems Science, ETH Zürich,  
6 Zurich, Switzerland

7 <sup>2</sup> Division of Infectious Diseases and Hospital Epidemiology, University Hospital Zürich, University  
8 of Zürich, Zürich, Switzerland

9 <sup>3</sup> Institute of Medical Virology, University of Zurich, Zurich, Switzerland

10 <sup>4</sup> Institute of Social and Preventive Medicine (ISPM), University of Bern, Bern, Switzerland

11 <sup>5</sup> Population Health Sciences, University of Bristol, Bristol, UK

12 <sup>6</sup> Centre for Infectious Disease Epidemiology and Research, Faculty of Health Sciences,  
13 University of Cape Town, Cape Town, South Africa

14 †These authors contributed equally

15 \*Berit Siedentop, Sebastian Bonhoeffer

16 **Email:** berit.siedentop@env.ethz.ch, seb@env.ethz.ch

17 **Author Contributions:** SB, RDK, VNK, and BS conceived and designed the study. RDK and SB  
18 supervised the project. BS was responsible for the design of the literature search and the study  
19 protocol. VNK, RDK, SB, and ME reviewed the study protocol and approved it. VNK, CW, BS  
20 conducted the literature review, performed the data extraction. CW and BS assessed the quality  
21 of the studies. RDK, SB and BS conceptualised the statistical analysis. BS analysed the data. BS  
22 wrote the initial draft of the manuscript, which was revised by ME, RDK, CW and SB. All authors  
23 reviewed and approved the final version of the manuscript.

24 **Competing Interest Statement:** We declare no competing interests.

25 **Keywords:** antibiotic resistance, resistance evolution, combination therapy, meta-analysis,  
26 systematic review

27

28

## 29 **Abstract**

30 When and under which conditions antibiotic combination therapy decelerates rather than  
31 accelerates resistance evolution is not well understood. We examined the effect of combining  
32 antibiotics on within-patient resistance development across various bacterial pathogens and  
33 antibiotics.

34 We searched CENTRAL, EMBASE and PubMed for (quasi)-randomised controlled trials (RCTs)  
35 published from database inception to November 24<sup>th</sup>, 2022. Trials comparing antibiotic treatments  
36 with different numbers of antibiotics were included. A patient was considered to have acquired  
37 resistance if, at the follow-up culture, a resistant bacterium (as defined by the study authors) was  
38 detected that had not been present in the baseline culture. We combined results using a random  
39 effects model and performed meta-regression and stratified analyses. The trials' risk of bias was  
40 assessed with the Cochrane tool.

41 42 trials were eligible and 29, including 5054 patients, were qualified for statistical analysis. In  
42 most trials, resistance development was not the primary outcome and studies lacked power. The  
43 combined odds ratio (OR) for the acquisition of resistance comparing the group with the higher  
44 number of antibiotics with the comparison group was 1.23 (95% CI 0.68-2.25), with substantial  
45 between-study heterogeneity ( $I^2=77\%$ ). We identified tentative evidence for potential beneficial or  
46 detrimental effects of antibiotic combination therapy for specific pathogens or medical conditions.

47 The evidence for combining a higher number of antibiotics compared to fewer from RCTs is  
48 scarce and overall, is compatible with both benefit or harm. Trials powered to detect differences  
49 in resistance development or well-designed observational studies are required to clarify the  
50 impact of combination therapy on resistance.

51

## 52 **Main Text**

53

### 54 **Introduction**

55

56 Antibiotics are one of the most significant advances in modern medicine, prescribed to treat  
57 various bacterial infections in both humans and animals and prevent infections, such as surgical  
58 site infections or opportunistic infections in immunocompromised individuals (1). However, this  
59 medical breakthrough is at risk due to the rising prevalence of antibiotic resistance and an  
60 inadequate pipeline of new antibiotics. This disturbing trend threatens to undermine the  
61 effectiveness of antibiotics and poses a severe challenge to public health worldwide (2, 3).

62 Hence, we need a more prudent use of antibiotics, and where antibiotics are needed, we need  
63 treatment strategies that reduce the risk that resistance emerges or spreads. Different strategies

64 for the optimal use of antibiotics have been investigated theoretically and empirically (4-7).  
65 Antibiotic combination therapy, i.e., the simultaneous administration of several antibiotics, is  
66 frequently discussed as a promising strategy for avoiding resistance evolution (6-10). Importantly,  
67 it is the standard of care for some bacterial pathogens, such as *H. pylori*, *Mycobacterium*  
68 *tuberculosis* (Mtb), or *Mycobacterium leprae* (11-13). However, it is unclear whether the effect of  
69 combination therapy on resistance is consistent for different pathogens.

70         There are several motivations for the use of antibiotic combination therapy, including to  
71 broaden the antibiotic spectrum in empirical treatment and reducing antibiotic resistance  
72 development (14, 15). The simultaneous occurrence of resistance mutations to multiple drugs is  
73 less likely than resistance to single drugs. Combination therapy should, therefore, reduce the  
74 development of resistance (10). This expectation is supported by viral infections such as HIV,  
75 where multiple point mutations are required for resistance to combination antiviral therapy.  
76 However, it is less clear to what extent this reasoning extends to antibiotic therapy, where the  
77 same mechanism can facilitate bacterial survival against multiple antibiotics (16, 17), and where  
78 horizontal transfer of resistance may occur. Indeed, the benefit of combining antibiotics for  
79 reducing resistance is debated for bacterial infections (18). Using more antibiotics overall could  
80 lead to more resistance, as overall antibiotic consumption correlates with resistance (19).

81         Two meta-analyses of randomised controlled trials (RCTs) comparing beta-lactam  
82 monotherapy to beta-lactam and aminoglycoside combination therapy found no differences in  
83 resistance development (4, 5). However, the effect of combining antibiotics on within-patient  
84 resistance development across many bacterial pathogens and various antibiotic combinations  
85 has not been addressed. Within-patient antibiotic resistance development, even if rare, may  
86 contribute to the emergence and spread of resistance. We performed a systematic review and  
87 meta-analysis to (i) test the effect of antibiotic combination therapy on within-patient resistance  
88 development and (ii) evaluate which factors affect the performance of combination therapy, as  
89 e.g. pathogen identity, treatment design and resistance assessment.

## 90 **Results**

91  
92 The search identified 3082 articles, which decreased to 1837 after deduplication. A total of 488  
93 studies were eligible for full-text review, of which 41 studies qualified for inclusion. The screening  
94 of the citations of the 41 studies identified one additional eligible study (SI section 11.4), for a total  
95 of 42 studies, 40 RCTs and two quasi-RCTs, where the allocation method used is not truly  
96 random (figure 1, table 1) (20-61). Twenty-nine studies could be included in the meta-analysis; 13  
97 were excluded due to zero events in both treatment arms.

98 The included studies were published between 1977 and 2021, with a median publication  
99 year of 1995 and few recent studies (figure 2 A). The development of antibiotic resistance was  
100 typically not the main outcome: only nine studies (21%) explicitly defined a resistance outcome  
101 (table 1, SI table S1). Consequently, most studies did not have the statistical power to detect  
102 differences in within-patient resistance development even if we assume that the effect on  
103 resistance development is large between treatment arms (figure 2 B, SI section 8). Twenty-two  
104 (52%) focused on a specific pathogen species (resistant *Acinetobacter baumannii*, *Escherichia*  
105 *coli*, *H. pylori*, Mtb, methicillin-resistant *Staphylococcus aureus* (MRSA), *Pseudomonas*  
106 *aeruginosa*, *Staphylococcus aureus*) or pathogen group (MAC, *Salmonella enterica* subsp.  
107 *enterica* serotype Thyphi, or *Salmonella enterica* subsp. *enterica* serotype Parthypi A).

108 The five most frequent reasons for antibiotic administration were treatment or prophylaxis  
109 of urinary tract infections (UTIs) (6 studies, 14%), MRSA (5 studies, 12%), *H. pylori*, MAC, and  
110 prophylaxis for hematological malignancy patients with four studies (10%) respectively. Twenty-  
111 three of the included studies (55%) compared treatment arms with at least one administered  
112 antibiotic in common; the remaining studies compared treatment arms with no overlap in  
113 administered antibiotics (table 1). For the outcome acquisition of resistance, only two of all 42  
114 studies had a low overall risk of bias according to the risk of bias assessment. Twelve (29%) were  
115 at high risk of bias, 28 (67%) at moderate risk of bias (SI section 3).

116 The overall pooled OR for acquisition of resistance comparing a lower number of  
117 antibiotics versus a higher one was 1.23 (95% CI 0.68 – 2.25), with substantial heterogeneity  
118 between studies ( $I^2=77.4\%$ ). The latter OR was compatible with the OR for *de novo* emergence  
119 of resistance (pooled OR 0.74, 95% CI 0.34 – 1.59;  $I^2=77\%$ ). The overall pooled estimates are  
120 based on studies that focus on various clinical conditions/pathogens and compare different  
121 antibiotics treatments. To explore the impact of these and other potential sources of  
122 heterogeneity on the resistance estimates we performed sub-group analyses and meta-  
123 regression. The results for the two resistance outcomes are qualitatively comparable in the sense  
124 that individual estimates may differ, but show overall similar absence of evidence to support  
125 either benefit, harm or equivalence of treating with a higher number of antibiotics. Therefore, our  
126 focus in the following is on the acquisition of resistance (details on emergence of resistance can  
127 be found in the SI sections 1-8).

128 Stratified analyses revealed that a higher number of antibiotics performed better than a  
129 lower number in case of *H. pylori*, (pooled OR 0.14, 95% CI 0.03 – 0.55;  $I^2=41.7\%$ , figure 3A),  
130 and MAC (pooled OR 0.18, 95% CI 0.06 – 0.52;  $I^2=26.8\%$ , figure 3A), but worse in case of *P.*  
131 *aeruginosa* (pooled OR 3.42, 95% CI 1.03 – 11.43;  $I^2=1.54\%$ , figure 3A). Furthermore, a lower

132 number of antibiotics performed better than a higher number if the compared treatment arms had  
133 no antibiotics in common (pooled OR 4.73, 95% CI 2.14 – 10.42;  $I^2=37%$ , SI table S3), which  
134 could be due to different potencies or resistance prevalences of antibiotics as discussed in SI (SI  
135 section 6.1.10). In contrast, when restricting the analysis to studies with at least one common  
136 antibiotic in the treatment arms we found no evidence of a difference, only a weak indication that  
137 a higher number of antibiotics performs better (pooled OR 0.55, 95% CI 0.28 – 1.07;  $I^2=74%$ ,  
138 figure 3B). When considering only resistance measurements of antibiotics common to both  
139 treatment arms instead of all resistance measurements, the arm with a higher number of  
140 antibiotics shows a benefit in comparison to the one with fewer (pooled OR 0.39, 95% CI 0.18 –  
141 0.81;  $I^2=75%$ , SI p 6). If the study measured the acquisition of resistance of both gram negative  
142 and positive bacteria, fewer antibiotics performed better (pooled OR 3.38, 95% CI 1.08 – 10.58;  
143  $I^2=38.35%$ , SI p 5). Other sub-group analyses did not show any harm or benefit of using a higher  
144 number of antibiotics. The results for all subgroup analyses are presented in the supplement (SI  
145 section 6). The multi-model inference for our meta-regression showed that the only significant  
146 factor influencing the outcome acquisition of resistance is whether at least one common antibiotic  
147 was used in the comparator arms (for details see SI section 7).

148 The inspection of the funnel plot and the modified Egger's test showed no indication of a  
149 publication bias (SI section 5). The results were largely robust to the choice of the random effects  
150 model (SI section 4). The probability of the secondary outcome "alterations of the prescribed  
151 treatment due to adverse events", was higher using more antibiotics in comparison to fewer  
152 (pooled OR 1.61, 95% CI 1.12 – 2.31;  $I^2=5%$ ; SI p 10). In 15 studies (36%), the proportion of  
153 patients with alterations of the prescribed treatment due to adverse events was reported, with  
154 three studies (20%) reporting zero cases in both treatment arms. All other analyses of secondary  
155 outcomes showed no indication of harm or benefit of treating with a higher number of antibiotics  
156 (SI section 9).

## 157 Discussion

158 We performed a meta-analysis of RCTs and quasi-RCTs not limited to a particular  
159 bacterial species, specific condition, or antibiotic combinations to assess the effect of antibiotic  
160 combination therapy on within-patient resistance development. Our analysis could not identify any  
161 benefit or harm of using a higher or a lower number of antibiotics regarding within-patient  
162 resistance development. However, we found some evidence that combining antibiotics may be  
163 beneficial or harmful for specific pathogens or infection types. Acquisition of resistance was rarely  
164 a primary objective of the included RCTs. Hence, they were typically not designed to detect  
165 differences in resistance development between treatment arms and underpowered for this  
166 endpoint. Therefore, the absence of evidence does not mean that there is convincing evidence  
167

168 for the lack of an effect of using more or fewer antibiotics on resistance development but rather  
169 highlights a knowledge gap. This is remarkable given that the general rise of resistance is an  
170 increasing concern (3, 18) and a priority area for health policy and public health (62).

171 Our analysis showed that combining antibiotics reduced resistance development for *H.*  
172 *pylori* or MAC, in line with the current standard of care (11, 63). Surprisingly, we found only two  
173 studies that satisfied our inclusion criteria for Mtb (24, 40), which may be considered the prime  
174 example of effective antibiotic combination therapy. The limited number of Mtb studies may be  
175 because antibiotic administration commonly varies during Mtb treatment, which conflicted with our  
176 inclusion criteria that necessitated a consistent treatment regimen for susceptibility  
177 measurements (SI section 2). Both eligible Mtb studies were excluded from the analysis due to  
178 the absence of any events in either treatment arm.

179 Our main result, the absence of a general effect of combining antibiotics on resistance  
180 development, aligns with the two previous meta-analyses (4, 5). With 42 trials in our systematic  
181 review and 29 in the meta-analysis, our study provided a comprehensive assessment of the effect  
182 of antibiotic combination therapy on within-patient resistance. Whereas previous meta-analyses  
183 focused on a combination of specific antibiotic classes and included fewer than ten studies each,  
184 our study aimed to assess the general effect of combining antibiotics on resistance evolution  
185 across different bacterial pathogens. By including trials with different antibiotic combinations and  
186 bacterial pathogens, we increased clinical and statistical heterogeneity. We accounted for many  
187 sources of heterogeneity using stratification and meta-regression, but analyses were limited by  
188 missing information and sparse data.

189 Our findings have implications for the design of future studies of resistance development.  
190 Generally, the development of resistance within a patient is a rare event. However, even small  
191 differences could be relevant at the population level. To obtain reliable estimates of such  
192 differences and to better understand the factors influencing them, very large RCTs would be  
193 needed, which systematically investigate the development of antibiotic resistance and include  
194 resistance testing of each administered antibiotic. 19 (45%) of our included studies compared  
195 treatment arms with no antibiotics in common, and 22 studies (52%) had more than one antibiotic  
196 not identical in the treatment arms (table 1). To better evaluate the effect of combination therapy,  
197 especially more RCTs would be needed where the basic antibiotic treatment is consistent across  
198 both treatment arms, i.e. the antibiotics used in both treatment arms should be identical, except  
199 for the additional antibiotic added in the comparator arm (table 1). As such RCTs are costly and  
200 associated with high hurdles, the analysis of cohort studies could be an alternative approach.  
201 Over 25 years ago, Fish et al. published a systematic summary of prospective observational

202 studies reporting data on resistance development, including antibiotic combination therapy (64).  
203 Similarly, today, relevant cohort studies could be analysed collaboratively using various modern  
204 statistical methods to address confounding by indication and other biases (65, 66). However,  
205 even with appropriate causal inference methods, residual confounding cannot be excluded when  
206 using observational data (67). Therefore, RCTs will remain the gold standard to estimate causal  
207 relationships.

208 The main strength of this study is its comprehensive and systematic approach. For one, it  
209 allowed identifying a knowledge gap regarding the effect of antibiotic combination therapy on  
210 resistance development. Further, our study highlights several issues in the evidence base  
211 evaluating antibiotic combination therapy and resistance development. The included trials did not  
212 always test and report systematically the susceptibility against all administered antibiotics (table  
213 1). Some antibiotics might have had reduced potency or were ineffective due to pre-existing  
214 resistance mutations. Furthermore, in studies where treatment was not targeted against a specific  
215 pathogen, some antibiotics may have been inactive against the causative pathogen due to  
216 intrinsic resistance. Indeed, one of the reasons for using combination therapy is to broaden the  
217 bacterial spectrum for empirical therapy (15), which could contribute to an increased risk of  
218 antibiotic resistance spread.

219 Our study had several limitations. First, despite our systematic search, we might have  
220 missed relevant studies. Since resistance development is typically not a primary endpoint and  
221 often not reported systematically, relevant trials are challenging to identify. Our search strategy  
222 aimed to identify a broad range of trials considering resistance development. However, as a  
223 trade-off, our search strategy might have missed trials addressing a specific medical condition or  
224 drug combination. Second, our systematic review and meta-analysis included many older studies  
225 that did not follow the relevant reporting guidelines (68), thereby hampering data extraction and  
226 potentially introducing bias. Third, it is often challenging to discern the specific mechanisms by  
227 which resistance develops based on the data from clinical trials. This includes distinguishing  
228 whether resistance arises *de novo*, if the pathogen acquires resistance through horizontal gene  
229 transfer, if the patient becomes newly infected with a resistant pathogen, or if the pathogen was  
230 present but undetected at the beginning of treatment. These scenarios can impact the  
231 effectiveness of combination therapy. For example, combination therapy may be more likely to  
232 select any pre-existing resistant pathogens compared to monotherapy due to the use of multiple  
233 antibiotics. We addressed some of this heterogeneity by employing two different measures of  
234 resistance (SI section 1). Furthermore, the variation in standards that classify bacteria as  
235 susceptible or resistant adds another layer of heterogeneity alongside the technical limitations in  
236 detecting resistance development.

237 In conclusion, combination therapy offers potential advantages and disadvantages  
238 regarding resistance evolution and spread. On the one hand, combination therapy typically  
239 increases the genetic barrier to resistance, and it has become the standard therapy for pathogens  
240 notorious for resistance evolution. Therefore, combination therapy remains a plausible candidate  
241 strategy to slow down resistance evolution. On the other hand, combination therapy generates  
242 selection pressure for resistance to multiple antibiotics simultaneously and could, therefore,  
243 accelerate resistance evolution – especially in the microbiome. Given the critical nature of this  
244 context, it is profoundly disconcerting that there is a lack of evidence elucidating the impact of  
245 combining antibiotics on the development of resistance.

## 246 **Materials and Methods**

247

### 248 **Inclusion criteria and search strategy**

249 We did a systematic review and meta-analysis to summarise the evidence on the effect of  
250 antibiotic combination therapy on resistance development. We included RCTs and quasi-RCTs  
251 comparing treatments with a higher number of antibiotics to treatments with a lower number of  
252 antibiotics. Studies were classified as quasi-RCTs if the allocation of participants to study arms  
253 was not truly random. We did not consider antiseptics or compounds supporting the activity of  
254 antibiotics, such as beta-lactam inhibitors as antibiotics itself. Whereas the antibiotic substances  
255 administered within one treatment arm had to be the same for all patients, the antibiotics could  
256 differ between treatment arms. We required baseline and follow-up cultures with resistance  
257 measurements to determine the treatment impact on resistance. We considered only antibiotic  
258 treatment regimens fixed for the period between two resistance measurements. Hence, we  
259 excluded sequential and cycling regimens.

260 We searched PubMed, EMBASE, and the Cochrane Central Register of Controlled Trials  
261 (CENTRAL) from inception up to 24.11.2022, using keywords, medical subject headings (MeSH),  
262 and Emtree terms related to bacterial infection, antibiotics, combination therapy, resistance and  
263 RCTs. We excluded complementary and alternative medicine and bismuth. The search strategy  
264 is detailed in the SI (section 11). After a systematic deduplication process (69), VNK (or CW) and  
265 BS independently screened the titles and abstracts, and, if potentially eligible, the full texts. Any  
266 discrepancies between VNK (or CW) and BS were discussed and resolved. At full-text screening,  
267 we excluded articles that were not accessible in English or German. We screened the references  
268 of eligible studies and the trials included in two previous meta-analyses (4, 5). We followed the  
269 PRISMA reporting guidelines (70) and registered our protocol with PROSPERO  
270 (CRD42020187257).

271



## 272 **Outcomes**

273 We used two definitions for the primary outcome resistance. A broader definition, “acquisition of  
274 resistance”, and a stricter “*de novo* emergence of resistance” definition, where the latter is a  
275 subset of the former. A patient was considered to have acquired resistance if, at the follow-up  
276 culture, a resistant bacterium (as defined by the study authors) was detected that was not present  
277 in the baseline culture. *De novo* emergence of resistance was defined as the detection of a  
278 resistant bacterium that was present at baseline but sensitive. Additional secondary outcomes  
279 included mortality from all causes and infection, treatment failure overall, treatment failure due to  
280 resistance, treatment change due to adverse effects, and acquisition/*de novo* emergence of  
281 resistance against non-administered antibiotics. The SI (section 9) provides further details.

## 282 **Data extraction and analysis**

283 VNK (or CW) and BS independently extracted all study data using a standardised form (see  
284 [https://osf.io/gwefy/?view\\_only=f6a4c1f4c79241038b203bd03c8e1845](https://osf.io/gwefy/?view_only=f6a4c1f4c79241038b203bd03c8e1845)). The data extracted  
285 included the proportion of patients who developed the two primary outcomes and the secondary  
286 outcomes and study characteristics such as type of trial (RCT or quasi-RCT), follow-up and  
287 treatment duration, number of antibiotics in the treatment arms, type of antibiotic, and presence of  
288 comorbidities. Any discrepancies in data extraction were discussed and resolved.

289 We calculated odds ratios (ORs) with 95% confidence intervals (CIs), comparing a higher  
290 with a lower number of antibiotics for each study. We combined ORs using a modified version of  
291 the Simmonds and Higgins random effects model (71). If a study had more than two eligible  
292 treatment arms, they were merged for statistical analysis. Studies with zero events in both  
293 treatment arms were excluded from the statistical analysis. We used subgroup analyses and  
294 meta-regressions with multi-model inference to examine the influence of pre-specified variables  
295 on summary ORs. Variables included whether the antibiotic(s) used in the arm with the lower  
296 number of antibiotics are also part of the arm(s) with the higher number of antibiotics, the number  
297 of antibiotics administered, the age of the antibiotics (time since market entry), the administration  
298 of other non-antibiotic drugs, whether participants had specific comorbidities or were in intensive  
299 care, gram-status of the tested pathogens, and the length of antibiotic treatment and follow-up.  
300 We extended our predefined analysis regarding the reason for antibiotic treatment/type of  
301 pathogen, which was initially restricted to only *H. pylori* and *Mtb*, as we found enough studies to  
302 stratify by other conditions/pathogens. We furthermore performed post-hoc subgroup analyses to  
303 examine the following factors: treatment of resistant pathogens, additional antibiotic  
304 administration besides the fixed treatment, and the way of antibiotic administration (SI section  
305 6.2).

306 Between study heterogeneity was estimated with  $I^2$ , using the criteria for  $I^2$  specified in  
307 Higgins et al. for classifying the degree of heterogeneity (72). CW and BS assessed each study's  
308 quality for the main outcomes using the Risk of Bias tool (RoB 2, SI section 3) (73). To assess  
309 publication bias, we visually inspected the funnel plot and a modified Egger's test (SI section 5).  
310 We performed sensitivity analyses on the model choice (SI section 4.1), and risk of bias (SI  
311 section 4.2), and performed a post-hoc trial sequential analysis (SI section 8.3). Statistical  
312 analyses and visualisations were done in R (version 4.2.1) using packages *metafor* and *MuMIn*  
313 (74, 75).

### 314 **Acknowledgments**

315  
316 Support from the Swiss National Science Foundation (grant 310030B\_176401 (SB, BS, CW),  
317 grant 32FP30-174281 (ME), grant 324730\_207957 (RDK)) and from the National Institute of  
318 Allergy and Infectious Diseases (NIAID, cooperative agreement AI069924 (ME)) is gratefully  
319 acknowledged. We thank Anthony Hauser, João Pires and Frédérique Lachmann for helpful  
320 discussions and Annelies Zinkernagel and Johannes Nemeth for critical reading of the  
321 manuscript. Furthermore, we are grateful for all contacted study authors that responded to our  
322 inquiries and provided further information.

### 323 **References**

- 324
- 325 1. Taplitz RA, Kennedy EB, Bow EJ, Crews J, Gleason C, Hawley DK, et al. Antimicrobial  
326 Prophylaxis for Adult Patients With Cancer-Related Immunosuppression: ASCO and IDSA Clinical  
327 Practice Guideline Update. *Journal of Clinical Oncology*. 2018;36(30):3043-54.
  - 328 2. Hutchings MI, Truman AW, Wilkinson B. Antibiotics: past, present and future. *Current*  
329 *Opinion in Microbiology*. 2019;51:72-80.
  - 330 3. Murray CJL, Ikuta KS, Sharara F, Swetschinski L, Aguilar GR, Gray A, et al. Global burden  
331 of bacterial antimicrobial resistance in 2019: a systematic analysis. *The Lancet*.  
332 2022;399(10325):629-55.
  - 333 4. Bliziotis IA, Samonis G, Vardakas KZ, Chrysanthopoulou S, Falagas ME. Effect of  
334 Aminoglycoside and  $\beta$ -Lactam Combination Therapy versus  $\beta$ -Lactam Monotherapy on the  
335 Emergence of Antimicrobial Resistance: A Meta-analysis of Randomized, Controlled Trials.  
336 *Clinical Infectious Diseases*. 2005;41(2):149-58.
  - 337 5. Paul M, Lador A, Grozinsky-Glasberg S, Leibovici L. Beta lactam antibiotic monotherapy  
338 versus beta lactam-aminoglycoside antibiotic combination therapy for sepsis. *Cochrane*  
339 *Database of Systematic Reviews*. 2014(1).
  - 340 6. Angst DC, Tepekule B, Sun L, Bogos B, Bonhoeffer S. Comparing treatment strategies to  
341 reduce antibiotic resistance in an in vitro epidemiological setting. *Proceedings of the National*  
342 *Academy of Sciences*. 2021;118(13):e2023467118.
  - 343 7. Tepekule B, Uecker H, Derungs I, Frenoy A, Bonhoeffer S. Modeling antibiotic treatment  
344 in hospitals: A systematic approach shows benefits of combination therapy over cycling, mixing,  
345 and mono-drug therapies. *PLOS Computational Biology*. 2017;13(9):e1005745.
  - 346 8. Sullivan GJ, Delgado NN, Maharjan R, Cain AK. How antibiotics work together: molecular  
347 mechanisms behind combination therapy. *Current Opinion in Microbiology*. 2020;57:31-40.
  - 348 9. Tyers M, Wright GD. Drug combinations: a strategy to extend the life of antibiotics in the  
349 21st century. *Nature Reviews Microbiology*. 2019;17(3):141-55.

- 350 10. Bonhoeffer S, Lipsitch M, Levin BR. Evaluating treatment protocols to prevent antibiotic  
351 resistance. *Proceedings of the National Academy of Sciences*. 1997;94(22):12106-11.
- 352 11. De Francesco V, Bellesia A, Ridola L, Manta R, Zullo A. First-line therapies for  
353 *Helicobacter pylori* eradication: a critical reappraisal of updated guidelines. *Ann Gastroenterol*.  
354 2017;30(4):373-9.
- 355 12. Singh R, Dwivedi SP, Gaharwar US, Meena R, Rajamani P, Prasad T. Recent updates on  
356 drug resistance in *Mycobacterium tuberculosis*. *Journal of Applied Microbiology*.  
357 2020;128(6):1547-67.
- 358 13. Alemu Belachew W, Naafs B. Position statement: LEPROSY: Diagnosis, treatment and  
359 follow-up. *Journal of the European Academy of Dermatology and Venereology*.  
360 2019;33(7):1205-13.
- 361 14. Pletz MW, Hagel S, Forstner C. Who benefits from antimicrobial combination therapy?  
362 *The Lancet Infectious Diseases*. 2017;17(7):677-8.
- 363 15. Roemhild R, Bollenbach T, Andersson DI. The physiology and genetics of bacterial  
364 responses to antibiotic combinations. *Nature Reviews Microbiology*. 2022.
- 365 16. Du D, Wang-Kan X, Neuberger A, van Veen HW, Pos KM, Piddock LJV, et al. Multidrug  
366 efflux pumps: structure, function and regulation. *Nature Reviews Microbiology*. 2018;16(9):523-  
367 39.
- 368 17. Lázár V, Snitser O, Barkan D, Kishony R. Antibiotic combinations reduce *Staphylococcus*  
369 *aureus* clearance. *Nature*. 2022;610(7932):540-6.
- 370 18. Holmes AH, Moore LSP, Sundsfjord A, Steinbakk M, Regmi S, Karkey A, et al.  
371 Understanding the mechanisms and drivers of antimicrobial resistance. *The Lancet*.  
372 2016;387(10014):176-87.
- 373 19. Goossens H, Ferech M, Vander Stichele R, Elseviers M. Outpatient antibiotic use in  
374 Europe and association with resistance: a cross-national database study. *The Lancet*.  
375 2005;365(9459):579-87.
- 376 20. Bender JF, Schimpff SC, Young VM, Fortner CL, Brouillet MD, Love LJ, et al. Role of  
377 vancomycin as a component of oral nonabsorbable antibiotics for microbial suppression in  
378 leukemic patients. *Antimicrobial agents and chemotherapy*. 1979;15(3):455-60.
- 379 21. Black RE, Levine MM, Clements ML, Cisneros L, Daya V. Treatment of experimentally  
380 induced enterotoxigenic *Escherichia coli* diarrhea with trimethoprim, trimethoprim-  
381 sulfamethoxazole, or placebo. *Reviews of infectious diseases*. 1982;4(2):540-5.
- 382 22. Chaisson RE, Keiser P, Pierce M, Fessel WJ, Ruskin J, Lahart C, et al. Clarithromycin and  
383 ethambutol with or without clofazimine for the treatment of bacteremic *Mycobacterium avium*  
384 complex disease in patients with HIV infection. *AIDS (london, england)*. 1997;11(3):311-7.
- 385 23. Cometta A, Baumgartner JD, Lew D, Zimmerli W, Pittet D, Chopart P, et al. Prospective  
386 randomized comparison of imipenem monotherapy with imipenem plus netilmicin for  
387 treatment of severe infections in nonneutropenic patients. *Antimicrobial agents and*  
388 *chemotherapy*. 1994;38(6):1309-13.
- 389 24. Dawson R, Diacon AH, Everitt D, van Niekerk C, Donald PR, Burger DA, et al. Efficiency  
390 and safety of the combination of moxifloxacin, pretomanid (PA-824), and pyrazinamide during  
391 the first 8 weeks of antituberculosis treatment: a phase 2b, open-label, partly randomised trial  
392 in patients with drug-susceptible or drug-resistant pulmonary tuberculosis. *Lancet (london,*  
393 *england)*. 2015;385(9979):1738-47.

- 394 25. Dekker AW, Rozenberg-Arska M, Verhoef J. Infection prophylaxis in acute leukemia: a  
395 comparison of ciprofloxacin with trimethoprim-sulfamethoxazole and colistin. *Annals of internal*  
396 *medicine*. 1987;106(1):7-11.
- 397 26. Dickstein Y, Lellouche J, Schwartz D, Nutman A, Rakovitsky N, Dishon Benattar Y, et al.  
398 Colistin Resistance Development Following Colistin-Meropenem Combination Therapy vs.  
399 Colistin Monotherapy in Patients with Infections Caused by Carbapenem-Resistant Organisms.  
400 *Clinical infectious diseases : an official publication of the Infectious Diseases Society of America*.  
401 2019.
- 402 27. Dubé MP, Sattler FR, Torriani FJ, See D, Havlir DV, Kemper CA, et al. A randomized  
403 evaluation of ethambutol for prevention of relapse and drug resistance during treatment of  
404 *Mycobacterium avium* complex bacteremia with clarithromycin-based combination therapy.  
405 *Journal of Infectious Diseases*. 1997;176(5):1225-32.
- 406 28. Durante-Mangoni E, Signoriello G, Andini R, Mattei A, De Cristoforo M, Murino P, et al.  
407 Colistin and rifampicin compared with colistin alone for the treatment of serious infections due  
408 to extensively drug-resistant *Acinetobacter baumannii*: a multicenter, randomized clinical trial.  
409 *Clinical infectious diseases*. 2013;57(3):349-58.
- 410 29. Fournier S, Burguière AM, Flahault A, Vincent V, Treilhou MP, Eliaszewicz M. Effect of  
411 adding clofazimine to combined clarithromycin-ethambutol therapy for *Mycobacterium avium*  
412 complex septicemia in AIDS patients. *European journal of clinical microbiology & infectious*  
413 *diseases*. 1999;18(1):16-22.
- 414 30. Gerecht WB, Henry NK, Hoffman WW, Muller SM, LaRusso NF, Rosenblatt JE, et al.  
415 Prospective randomized comparison of mezlocillin therapy alone with combined ampicillin and  
416 gentamicin therapy for patients with cholangitis. *Archives of internal medicine*.  
417 1989;149(6):1279-84.
- 418 31. Gibson J, Date L, Joshua DE, Young GA, Wilson A, Benn R, et al. A randomised trial of  
419 empirical antibiotic therapy in febrile neutropenic patients with hematological disorders:  
420 ceftazidime versus azlocillin plus amikacin. *Australian and new zealand journal of medicine*.  
421 1989;19(5):417-25.
- 422 32. Haase DA, Harding GK, Thomson MJ, Kennedy JK, Urias BA, Ronald AR. Comparative trial  
423 of norfloxacin and trimethoprim-sulfamethoxazole in the treatment of women with localized,  
424 acute, symptomatic urinary tract infections and antimicrobial effect on periurethral and fecal  
425 microflora. *Antimicrobial agents and chemotherapy*. 1984;26(4):481-4.
- 426 33. Harbarth S, von Dach E, Pagani L, Macedo-Vinas M, Huttner B, Olearo F, et al.  
427 Randomized non-inferiority trial to compare trimethoprim/sulfamethoxazole plus rifampicin  
428 versus linezolid for the treatment of MRSA infection. *Journal of antimicrobial chemotherapy*.  
429 2015;70(1):264-72.
- 430 34. Hodson ME, Roberts CM, Butland RJ, Smith MJ, Batten JC. Oral ciprofloxacin compared  
431 with conventional intravenous treatment for *Pseudomonas aeruginosa* infection in adults with  
432 cystic fibrosis. *Lancet (london, england)*. 1987;1(8527):235-7.
- 433 35. Hoepelman IM, Rozenberg-Arska M, Verhoef J. Comparative study of ceftriaxone  
434 monotherapy versus a combination regimen of cefuroxime plus gentamicin for treatment of  
435 serious bacterial infections: the efficacy, safety and effect on fecal flora. *Chemotherapy*. 1988;34  
436 *Suppl 1*:21-9.
- 437 36. Hultén K, Jaup B, Stenquist B, Engstrand L. Combination treatment with ranitidine is  
438 highly efficient against *Helicobacter pylori* despite negative impact of macrolide resistance.  
439 *Helicobacter*. 1997;2(4):188-93.

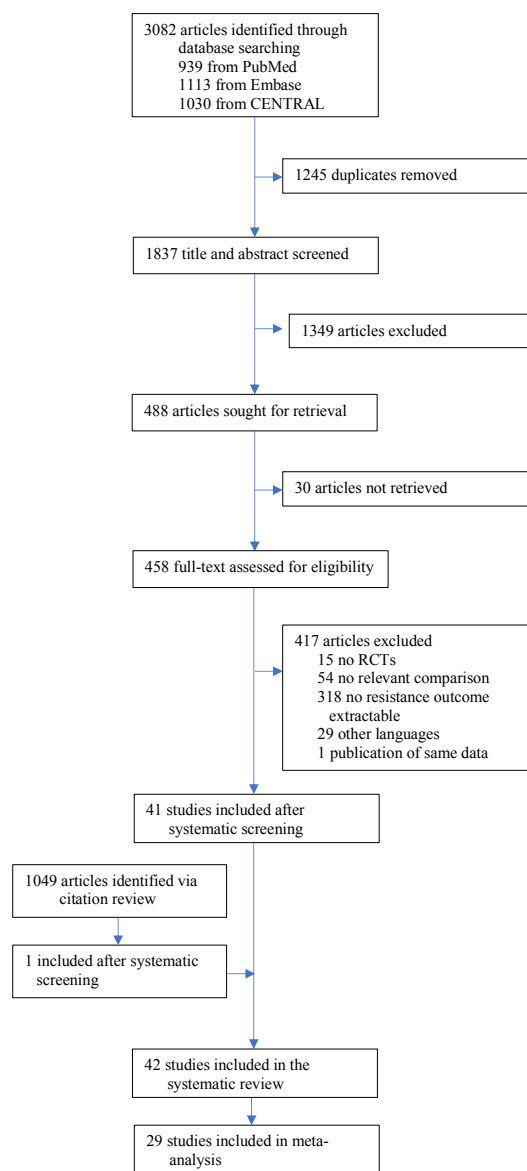
- 440 37. Iravani A, Richard GA, Baer H, Fennell R. Comparative efficacy and safety of nalidixic acid  
441 versus trimethoprim/sulfamethoxazole in treatment of acute urinary tract infections in college-  
442 age women. *Antimicrobial agents and chemotherapy*. 1981;19(4):598-604.
- 443 38. Jacobs RF, Vats TS, Pappa KA, Chaudhary S, Kletzel M, Becton DL. Ceftazidime versus  
444 ceftazidime plus tobramycin in febrile neutropenic children. *Infection*. 1993;21(4):223-8.
- 445 39. Jo JH, Harkins CP, Schwardt NH, Portillo JA, Zimmerman MD, Carter CL, et al. Alterations  
446 of human skin microbiome and expansion of antimicrobial resistance after systemic antibiotics.  
447 *Sci Transl Med*. 2021;13(625):eabd8077.
- 448 40. Macnab MF, Bohmer PD, Seager JR. Evaluation of the 3-drug combination, Rifater,  
449 versus 4-drug therapy in the ambulatory treatment of tuberculosis in Cape Town. *South African  
450 medical journal*. 1994;84(6):325-8.
- 451 41. Markowitz N, Quinn EL, Saravolatz LD. Trimethoprim-sulfamethoxazole compared with  
452 vancomycin for the treatment of *Staphylococcus aureus* infection. *Annals of internal medicine*.  
453 1992;117(5):390-8.
- 454 42. Mavromanolakis E, Maraki S, Samonis G, Tselentis Y, Cranidis A. Effect of norfloxacin,  
455 trimethoprim-sulfamethoxazole and nitrofurantoin on fecal flora of women with recurrent  
456 urinary tract infections. *Journal of chemotherapy (florence, italy)*. 1997;9(3):203-7.
- 457 43. May T, Brel F, Beuscart C, Vincent V, Perronne C, Doco-Lecompte T, et al. Comparison of  
458 combination therapy regimens for treatment of human immunodeficiency virus-infected  
459 patients with disseminated bacteremia due to *Mycobacterium avium*. ANRS Trial 033 Curavium  
460 Group. *Agence Nationale de Recherche sur le Sida. Clinical infectious diseases*. 1997;25(3):621-  
461 9.
- 462 44. McCarty JM, Tilden SJ, Black P, Craft JC, Blumer J, Waring W, et al. Comparison of  
463 piperacillin alone versus piperacillin plus tobramycin for treatment of respiratory infections in  
464 children with cystic fibrosis. *Pediatric pulmonology*. 1988;4(4):201-4.
- 465 45. Menon R, Roberts FE, Barr KW, Howard H, Lord VL, Hegarty MA, et al. Comparison of a  
466 slow-release trimethoprim with co-trimoxazole: efficacy and selection of resistance in the  
467 *Enterobacteriaceae*. *Journal of antimicrobial chemotherapy*. 1986;18(3):415-20.
- 468 46. Miehke S, Meining A, Lehn N, Höchter W, Weingart J, Simon T, et al. Comparison of  
469 omeprazole, metronidazole and clarithromycin with omeprazole/amoxicillin dual-therapy for  
470 the cure of *Helicobacter pylori* infection. *Digestion*. 1998;59(6):646-50.
- 471 47. Parras F, Guerrero MC, Bouza E, Blázquez MJ, Moreno S, Menarguez MC, et al.  
472 Comparative study of mupirocin and oral co-trimoxazole plus topical fusidic acid in eradication  
473 of nasal carriage of methicillin-resistant *Staphylococcus aureus*. *Antimicrobial agents and  
474 chemotherapy*. 1995;39(1):175-9.
- 475 48. Parry MF, Neu HC, Merlino M, Gaerlan PF, Ores CN, Denning CR. Treatment of  
476 pulmonary infections in patients with cystic fibrosis: a comparative study of ticarcillin and  
477 gentamicin. *J Pediatr*. 1977;90(1):144-8.
- 478 49. Parry CM, Ho VA, Phuong le T, Bay PV, Lanh MN, Tung le T, et al. Randomized controlled  
479 comparison of ofloxacin, azithromycin, and an ofloxacin-azithromycin combination for  
480 treatment of multidrug-resistant and nalidixic acid-resistant typhoid fever. *Antimicrobial agents  
481 and chemotherapy*. 2007;51(3):819-25.
- 482 50. Paul M, Bishara J, Yahav D, Goldberg E, Neuberger A, Ghanem-Zoubi N, et al.  
483 Trimethoprim-sulfamethoxazole versus vancomycin for severe infections caused by methicillin  
484 resistant *Staphylococcus aureus*: randomised controlled trial. *BMJ (clinical research ed)*.  
485 2015;350:h2219.

- 486 51. Pogue JM, Rybak MJ, Stamper K, Marchaim D, Thamlikitkul V, Carmeli Y, et al.  
487 Emergence of Colistin Resistance in the OVERCOME Trial: Impact of Combination Therapy with  
488 Meropenem. *Open Forum Infectious Diseases*. 2021;8(SUPPL 1):S418-S9.
- 489 52. Pujol M, Miró JM, Shaw E, Aguado JM, San-Juan R, Puig-Asensio M, et al. Daptomycin  
490 Plus Fosfomycin Versus Daptomycin Alone for Methicillin-resistant *Staphylococcus aureus*  
491 Bacteremia and Endocarditis: A Randomized Clinical Trial. *Clin Infect Dis*. 2021;72(9):1517-25.
- 492 53. Rubinstein E, Lode H, Grassi C, Castelo A, Ward K, Alanko K, et al. Ceftazidime  
493 monotherapy vs. Ceftriaxone/tobramycin for serious hospital- acquired gram-negative  
494 infections. *Clinical Infectious Diseases*. 1995;20(5):1217-28.
- 495 54. Schaeffer AJ, Flynn S, Jones J. Comparison of cinoxacin and trimethoprim-  
496 sulfamethoxazole in the treatment of urinary tract infections. *Journal of urology*.  
497 1981;125(6):825-7.
- 498 55. Schaeffer AJ, Sisney GA. Efficacy of norfloxacin in urinary tract infection biological  
499 effects on vaginal and fecal flora. *Journal of urology*. 1985;133(4):628-30.
- 500 56. Smith AL, Doershuk C, Goldmann D, Gore E, Hilman B, Marks M, et al. Comparison of a  
501  $\beta$ -lactam alone versus  $\beta$ -lactam and an aminoglycoside for pulmonary exacerbation in cystic  
502 fibrosis. *Journal of Pediatrics*. 1999;134(4):413-21.
- 503 57. Stack WA, Knifton A, Thirlwell D, Cockayne A, Jenkins D, Hawkey CJ, et al. Safety and  
504 efficacy of rabeprazole in combination with four antibiotic regimens for the eradication of  
505 *Helicobacter pylori* in patients with chronic gastritis with or without peptic ulceration. *American*  
506 *journal of gastroenterology*. 1998;93(10):1909-13.
- 507 58. Walsh TJ, Standiford HC, Reboli AC, John JF, Mulligan ME, Ribner BS, et al. Randomized  
508 double-blinded trial of rifampin with either novobiocin or trimethoprim-sulfamethoxazole  
509 against methicillin-resistant *Staphylococcus aureus* colonization: prevention of antimicrobial  
510 resistance and effect of host factors on outcome. *Antimicrobial agents and chemotherapy*.  
511 1993;37(6):1334-42.
- 512 59. Winston DJ, Ho WG, Nakao SL, Gale RP, Champlin RE. Norfloxacin versus  
513 vancomycin/polymyxin for prevention of infections in granulocytopenic patients. *Am J Med*.  
514 1986;80(5):884-90.
- 515 60. Winston DJ, Ho WG, Bruckner DA, Gale RP, Champlin RE. Ofloxacin versus  
516 vancomycin/polymyxin for prevention of infections in granulocytopenic patients. *American*  
517 *journal of medicine*. 1990;88(1):36-42.
- 518 61. Wurzer H, Rodrigo L, Stamler D, Archambault A, Rokkas T, Skandalis N, et al. Short-  
519 course therapy with amoxicillin-clarithromycin triple therapy for 10 days (ACT-10) eradicates  
520 *Helicobacter pylori* and heals duodenal ulcer. ACT-10 Study Group. *Alimentary pharmacology &*  
521 *therapeutics*. 1997;11(5):943-52.
- 522 62. Joshi LT. The G7 Summit 2021: time for our world leaders to step up to the challenge of  
523 antimicrobial resistance. *Access Microbiology*. 2021;3(12).
- 524 63. Kerantzas Christopher A, Jacobs William R, Rubin Eric J, Collier RJ. Origins of  
525 Combination Therapy for Tuberculosis: Lessons for Future Antimicrobial Development and  
526 Application. *mBio*.8(2):e01586-16.
- 527 64. Fish DN, Piscitelli SC, Danziger LH. Development of resistance during antimicrobial  
528 therapy: a review of antibiotic classes and patient characteristics in 173 studies.  
529 *Pharmacotherapy*. 1995;15(3):279-91.
- 530 65. Hernán MA, Wang W, Leaf DE. Target Trial Emulation: A Framework for Causal Inference  
531 From Observational Data. *JAMA*. 2022;328(24):2446-7.

- 532 66. Hernán MA. Methods of Public Health Research — Strengthening Causal Inference from  
533 Observational Data. *New England Journal of Medicine*. 2021;385(15):1345-8.
- 534 67. Schuster NA, Rijnhart JJ, Bosman LC, Twisk JW, Klausch T, Heymans MW.  
535 Misspecification of confounder-exposure and confounder-outcome associations leads to bias in  
536 effect estimates. *BMC medical research methodology*. 2023;23(1):11.
- 537 68. Schulz KF, Altman DG, Moher D, for the CG. CONSORT 2010 Statement: Updated  
538 Guidelines for Reporting Parallel Group Randomised Trials. *PLOS Medicine*. 2010;7(3):e1000251.
- 539 69. Bramer WM, Giustini D, de Jonge GB, Holland L, Bekhuis T. De-duplication of database  
540 search results for systematic reviews in EndNote. *J Med Libr Assoc*. 2016;104(3):240-3.
- 541 70. Page MJ, McKenzie JE, Bossuyt PM, Boutron I, Hoffmann TC, Mulrow CD, et al. The  
542 PRISMA 2020 statement: an updated guideline for reporting systematic reviews. *Systematic  
543 Reviews*. 2021;10(1):89.
- 544 71. Jackson D, Law M, Stijnen T, Viechtbauer W, White IR. A comparison of seven random-  
545 effects models for meta-analyses that estimate the summary odds ratio. *Stat Med*.  
546 2018;37(7):1059-85.
- 547 72. Deeks JJ, Higgins JPT, Altman DG. *Analysing Data and Undertaking Meta-Analyses*.  
548 Chichester, UK: John Wiley & Sons, Ltd; 2008. p. 243-96.
- 549 73. Sterne JAC, Savović J, Page MJ, Elbers RG, Blencowe NS, Boutron I, et al. RoB 2: a revised  
550 tool for assessing risk of bias in randomised trials. *BMJ*. 2019;366:l4898.
- 551 74. Viechtbauer W. Conducting Meta-Analyses in R with the metafor Package. *Journal of  
552 Statistical Software*. 2010;36(3):1 - 48.
- 553 75. Bartoń K. *MuMIn: Multi-Model Inference*. 2020.

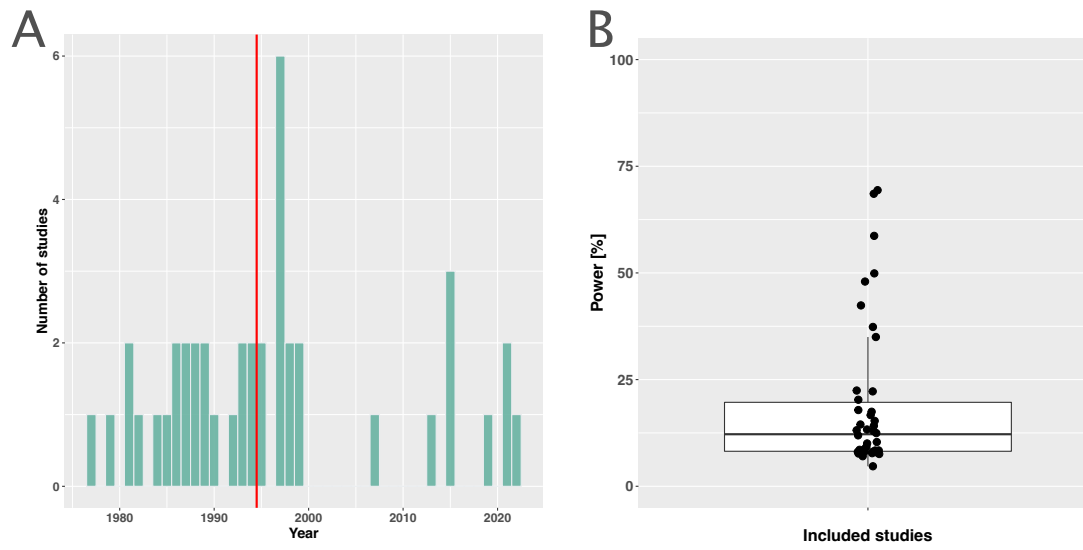
554

## Figures and Tables

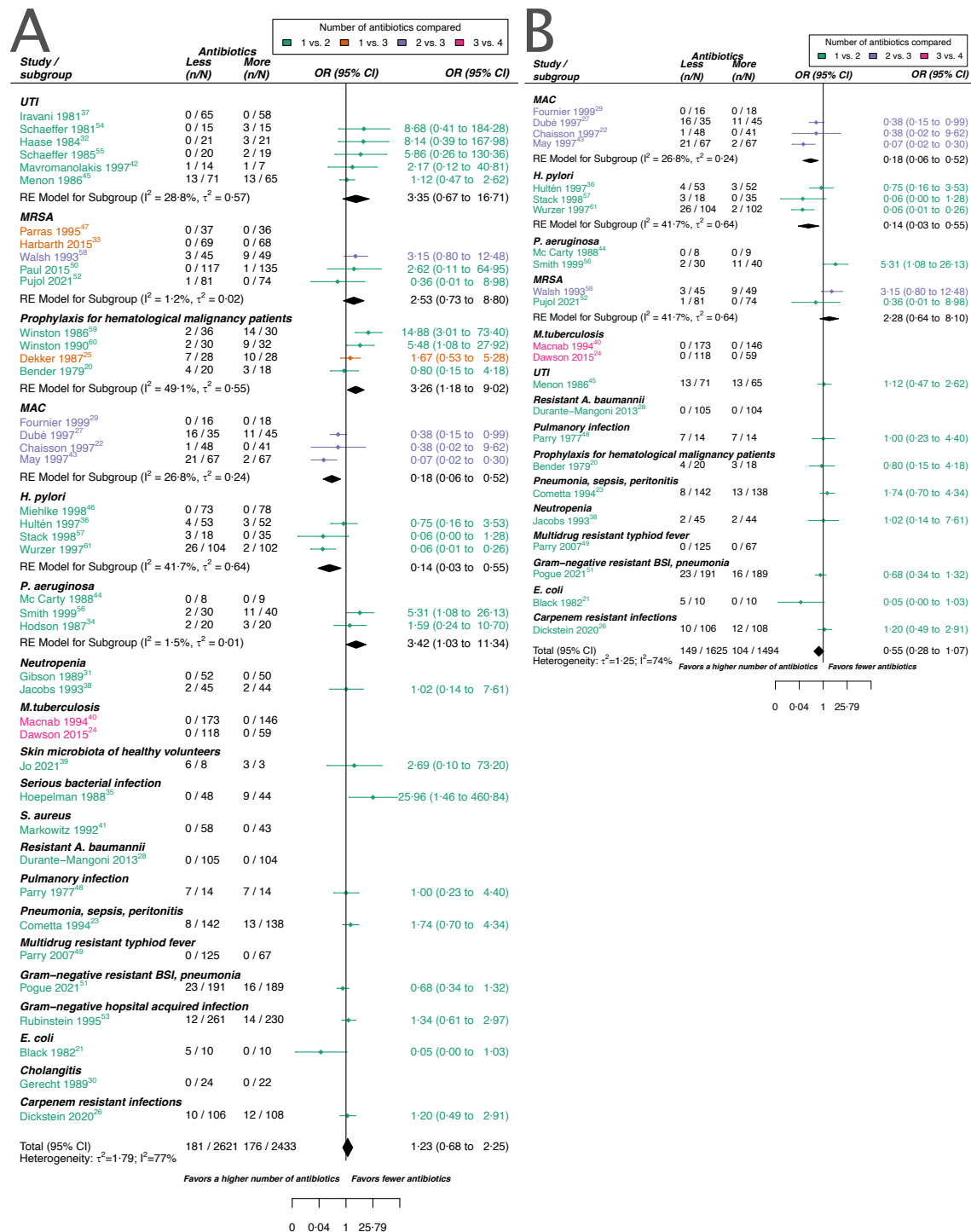


**Figure 1.** Study selection





**Figure 2.** Measuring antibiotic resistance is not a current main objective of RCTs. A) Distribution of the publishing year of included studies, where n indicates the number of studies, and the red vertical line the median of the distribution. B) Calculated power of included studies to detect an odds ratio of 0.5. The power calculations were based on equal treatment arm sizes. For the calculations the treatment arm with the higher number of patients of the respective studies was used.



**Figure 3.** Forest plot of acquisition of bacterial resistance stratified by the reason antibiotics were administered. The coloring indicates the number of antibiotics that were compared in each study. A) The overall pooled LOR of all included studies. B) The pooled LOR of studies with at least one antibiotic in common in the treatment arms. UTI stands for urinary tract infection, MRSA for

methicillin-resistant *Staphylococcus aureus*, MAC for *Mycobacterium avium* complex, and BSI for blood stream infection.

**Table 1.** Overview of the 42 RCTs or quasi-RCTs included in the systematic review and meta-analysis. The underlined antibiotics indicate that resistance measurements were made for this antibiotic, reported and extractable from the studies. Justification for resistance outcome extraction is given in SI table S1.

STUDY	TYPE OF STUDY	FOCUSED PATHOGEN/ REASON FOR ANTIBIOTIC TREATMENT	OBJECTIVE(S)	ANTIBIOTICS USED IN STUDY ARMS		EXPLICIT DEFINITION OF RESISTANCE OUTCOME	SECONDARY OUTCOMES EXTRACTED
				LESS ANTIBIOTICS	MORE ANTIBIOTICS		
<b>Bender et al. (1979)(20)</b>	RCT	Infection prophylaxis for patients with acute leukemia or malignant lymphomas receiving remission induction chemotherapy	Tolerance, suppression of microbial flora, protection against colonisation and infection	<u>Gentamicin</u>	<u>Gentamicin</u> , and vancomycin	no	All-cause mortality
<b>Black et al. (1982)(21)</b>	RCT	enterotoxigenic <i>Escherichia coli</i> (ETEC)	Compare two treatments options against ECET.	<u>Trimethoprim</u>	<u>Trimethoprim</u> , and sulfamethoxazole	no	-
<b>Chaisson et al. (1997)(22)</b>	RCT	MAC	Safety and activity	<u>Clarithromycin</u> , and <u>ethambutol</u>	<u>Clarithromycin</u> , <u>ethambutol</u> , and clofazimine	no	All-cause mortality
<b>Cometta et al. (1994)(23)</b>	RCT	Nosocomial pneumonia, nosocomial	Clinical efficacy and tolerance, emergence of	<u>Imipenem</u>	<u>Imipenem</u> , and netilmicin	no	Mortality attributable to infection,

		sepsis, or severe diffuse peritonitis	resistance and risk of superinfection				treatment failure, treatment failure due to a change of resistance against the study drugs
<b>Dawson et al. (2015)(24)</b>	RCT	Mtb	Efficacy, and safety	<u>Moxifloxacin</u> , pretomanid, and <u>pyrazinamide</u>	<u>Isoniazid</u> , rifampicin, <u>pyrazinamide</u> , and ethambutol	no	Proportion of patients with alterations of the prescribed treatment due to adverse events
<b>Dekker et al. (1987)(25)</b>	RCT	Prophylaxis for acute nonlymphocytic or lymphocytic leukemia	Efficacy of protecting against infections	<u>Ciprofloxacin</u>	<u>Trimethoprim</u> , and <u>sulfamethoxazole</u>	no	All-cause mortality, mortality attributable to infection, acquisition of resistance against non-administered antibiotics
<b>Dickstein et al. (2019)(26)</b>	RCT	Carbapenem resistant, colistin-susceptible, and gram-negative infections	Development of colistin resistance (secondary outcome of a clinical trial)	<u>Colistin</u>	<u>Colistin</u> , and meropenem	yes	All-cause mortality, proportion of patients with alterations of the prescribed treatment due to adverse events
<b>Dubé et al. (1997)(27)</b>	RCT	MAC	Risk of recrudescence MAC bacteraemia, emergence of resistance to clarithromycin.	<u>Clarithromycin</u> , and clofazimine	<u>Clarithromycin</u> , clofazimine, and ethambutol	no	All-cause mortality, proportion of patients with alterations of the prescribed treatment due to adverse events
<b>Durante-Mangoni et al. (2013)(28)</b>	RCT	Extensively drug resistant <i>Acinetobacter baumannii</i>	Mortality	<u>Colistin</u>	<u>Colistin</u> , and rifampicin	yes	All-cause mortality, mortality attributable to infection, treatment failure
<b>Fournier et al. (1999)(29)</b>	RCT	MAC	Efficacy and tolerance.	<u>Clarithromycin</u> , ethambutol	<u>Clarithromycin</u> , ethambutol, and clofazimine	no	All-cause mortality, proportion of patients with alterations of the prescribed treatment due to adverse events
<b>Gerecht et al. (1989)(30)</b>	RCT	Cholangitis	Compare a single drug treatment to a two-drug treatment.	<u>Mezlocillin</u>	Ampicillin, and <u>gentamicin</u>	yes	All-cause mortality, treatment failure as reported in each study, treatment failure due to a change of resistance against the study drugs

<b>Gibson et al. (1989)(31)</b>	RCT	Febrile neutropenia	Efficacy and side effects	<u>Ceftazidime</u>	<u>Azlocillin</u> , and <u>amikacin</u>	no	All-cause mortality, mortality attributable to infection, proportion of patients with alterations of the prescribed treatment due to adverse events, acquisition of resistance against non-administered antibiotics, emergence of resistance against non-administered antibiotics
<b>Haase et al. (1984)(32)</b>	RCT	UTI	Efficacy, tolerance, and safety	<u>Norfloxacin</u>	<u>Trimethoprim</u> , and <u>sulfamethoxazole</u>	no	Treatment failure, acquisition of resistance against non-administered antibiotics
<b>Hartbarth et al. (2015)(33)</b>	RCT	MRSA	Assess the non-inferiority of a multiple drug treatment in comparison of a single drug treatment.	<u>Linezolid</u>	<u>Trimethoprim</u> , <u>sulfamethoxazole</u> , and <u>rifampicin</u>	no	All-cause mortality, mortality attributable to infection, treatment failure
<b>Hodson (1987)(34)</b>	RCT	Cystic fibrosis patients with <i>P. aeruginosa</i>	Compare an oral one drug treatment to an intravenous two drug treatment.	<u>Ciprofloxacin</u>	<u>Azlocillin</u> , and <u>gentamicin</u>	no	-
<b>Hoepelman et al. (1988)(35)</b>	RCT	Serious bacterial infections	Emergence of resistance of fecal flora	<u>Ceftriaxone</u>	<u>Cefuroxime</u> , and <u>gentamicin</u>	no	Proportion of patients with alterations of the prescribed treatment due to adverse events
<b>Hultén et al. (1997)(36)</b>	RCT	<i>H. pylori</i>	Antibacterial efficacy, emergence of clarithromycin resistance.	<u>Clarithromycin</u>	<u>Clarithromycin</u> , and lymecycline	no	-
<b>Iravani et al. (1981)(37)</b>	RCT	Acute UTI	Efficacy, treatment effects on fecal flora, resistance emergence in the infecting pathogen	<u>Nalidixic acid</u>	<u>Trimethoprim</u> , and <u>sulfamethoxazole</u>	no	-
<b>Jacobs et al. (1993)(38)</b>	RCT	Bacterial infections in neutropenic children	Efficacy and safety, tolerance, emergence of resistance and risk of superinfection	<u>Ceftazidime</u>	<u>Ceftazidime</u> , and <u>tobramycin</u>	yes	All-cause mortality, treatment failure, treatment failure due to a change of resistance against the study drugs

Jo et al. (2021)(39)	RCT	Determine impact of antibiotics on healthy skin microbiota	Investigate short and long term of the skin microbiome	<u>Doxycycline</u>	<u>Trimethoprim, and sulfamethoxazole</u>	no	-
Macnab et al. (1994)(40)	Quasi-RCT	Mtb	Efficacy, primary drug resistance, bacteriological conversion rates, compliance, and side effects	<u>Isoniazid, and rifampicin</u>	<u>Isoniazid, rifampicin, and ethambutol</u>	no	Proportion of patients with alterations of the prescribed treatment due to adverse event
Markowitz et al. (1992)(41)	RCT	<i>S. aureus</i>	Efficacy and safety	<u>Vancomycin</u>	<u>Trimethoprim, and sulfamethoxazole</u>	no	All-cause mortality, treatment failure, proportion of patients with alterations of the prescribed treatment due to adverse events
Mavromanolakis et al. (1997)(42)	RCT	Recurrent UTIs	Effect on the aerobic bowel flora, frequency of resistant strains in the fecal flora during and after treatment.	<u>Norfloxacin, or Nitrofurantoin</u>	<u>Trimethoprim, and sulfamethoxazole</u>	no	-
May et al. (1997)(43)	RCT	MAC	Clinical and bacteriological efficacy, safety, tolerability	<u>Clarithromycin, and clofazimine</u>	<u>Clarithromycin, rifabutin, and ethambutol</u>	no	All-cause mortality, treatment failure, proportion of patients with alterations of the prescribed treatment due to adverse events
Mc Carty et al. (1988)(44)	RCT	Cystic fibrosis patients with <i>P. aeruginosa</i>	Safety, pharmacokinetics of a high-dose single drug treatment, the effectiveness	<u>Piperacillin</u>	<u>Piperacillin, and tobramycin</u>	no	All-cause mortality, mortality attributable to infection
Menon et al. (1986)(45)	RCT	Acute UTI	Efficacy, selection of resistance in Enterobacteriaceae	<u>Trimethoprim</u>	<u>Trimethoprim, and sulfamethoxazole</u>	no	Acquisition of resistance against non-administered antibiotics
Miehke et al. (1998)(46)	RCT	<i>H. pylori</i>	Effectiveness, tolerability	<u>Amoxicillin</u>	<u>Clarithromycin, and metronidazole</u>	no	Proportion of patients with alterations of the prescribed treatment due to adverse events

Parras et al. (1995)(47)	RCT	MRSA	Efficacy to eradicate, safety	<u>Mupirocin</u>	<u>Sodium fusidate, trimethoprim, and sulfamethoxazole</u>	no	All-cause mortality, proportion of patients with alterations of the prescribed treatment due to adverse events
Parry et al. (1977)(48)	Quasi-RCT	<i>Pulmonary infection</i>	Effectiveness, treatment failure, treatment success, frequency of ticarcillin resistant organisms, influence of resistance on disease development	<u>Ticarcillin</u>	<u>Ticarcillin, and gentamicin</u>	no	-
Parry et al. (2007)(49)	RCT	Multidrug resistant typhoid fever	Efficacy	<u>Ofloxacin, or Azithromycin</u>	<u>Ofloxacin, and Azithromycin</u>	no	Treatment failure
Paul et al. (2015)(50)	RCT	MRSA	Test whether a two-drug treatment is non-inferior to a two-drug treatment.	<u>Vancomycin</u>	<u>Trimethoprim, and sulfamethoxazole</u>	yes	All-cause mortality, treatment failure, acquisition of resistance against non-administered antibiotics, emergence of resistance against non-administered antibiotics
Pogue et al. (2021)(51)	RCT	Gram negative resistant bloodstream infections or pneumonia	Assess superiority of a combination of colistin to monotherapy.	<u>Colistin</u>	<u>Colistin, and meropenem</u>	yes	All-cause mortality, treatment failure
Pujol et al. (2021)(52)	RCT	MRSA	Assess treatment success.	<u>Daptomycin</u>	<u>Daptomycin, and fosfomycin</u>	yes	All-cause mortality, treatment failure, proportion of patients with alterations of the prescribed treatment due to adverse events
Rubinstein et al. (1995)(53)	RCT	Gram-negative hospital acquired infections	Efficacy, safety	<u>Ceftazidime</u>	<u>Ceftriaxone, and Tobramycin</u>	yes	All-cause mortality, mortality attributable to infection, treatment failure, proportion of patients with alterations of the prescribed treatment due to adverse events
Schaeffer et al. (1981)(54)	RCT	UTI	Effectiveness, safety, incidence of resistance in faecal and vaginal flora	<u>Cinoxacin</u>	<u>Trimethoprim, and sulfamethoxazole</u>	no	Proportion of patients with alterations of the prescribed treatment due to adverse events



Schaeffer et al. (1985)(55)	RCT	UTI	before, and after treatment. Effectiveness, safety, incidence of resistance in fecal and vaginal flora before, and after treatment.	<u>Norfloxacin</u>	<u>Trimethoprim, and sulfamethoxazole</u>	no	-
Smith et al. (1999)(56)	RCT	<i>P. aeruginosa</i>	Efficacy	<u>Azlocillin</u>	<u>Azlocillin, and tobramycin</u>	no	Acquisition of resistance against non-administered antibiotics, emergence of resistance against non-administered antibiotics
Stack et al. (1998)(57)	RCT	<i>H. pylori</i>	Efficacy, safety	<u>Clarithromycin</u>	<u>Clarithromycin, and metronidazole, or amoxicillin</u>	no	-
Walsh et al. (1993)(58)	RCT	MRSA	Efficacy of eradication, emergence of resistance, safety	<u>Novobiocin, and rifampicin</u>	<u>Rifampicin, trimethoprim, and sulfamethoxazole</u>	yes	Treatment failure, acquisition of resistance against non-administered antibiotics, emergence of resistance against non-administered antibiotics
Winston et al. (1986)(59)	RCT	Prophylaxis for hematological malignancy patients	Efficacy and safety	<u>Norfloxacin</u>	<u>Vancomycin, and polymyxin</u>	no	Mortality attributable to infection
Winston et al. (1990)(60)	RCT	Prophylaxis for hematological malignancy patients	Efficacy and safety	<u>Ofloxacin</u>	<u>Vancomycin, and polymyxin</u>	no	-
Wurzer et al. (1997)(61)	RCT	<i>H. pylori</i>	Effectiveness, emergence of resistance.	<u>Clarithromycin</u>	<u>Clarithromycin, and amoxicillin</u>	no	-