

1 **Single-dose effectiveness of mpox vaccine in Quebec, Canada: test-negative design with and without**
2 **adjustment for self-reported exposure risk**

3
4 Nicholas Brousseau^{1,2,3*}, Sara Carazo^{1,3}, Yossi Febriani², Lauriane Padet¹, Sandrine Hegg-Deloye²,
5 Geneviève Cadieux^{4,5}, Geneviève Bergeron⁴, Judith Fafard⁶, Hugues Charest^{6,7}, Gilles Lambert⁴, Denis
6 Talbot³, Jean Longtin², Alexandre Dumont-Blais⁸, Steve Bastien⁸, Virginie Dalpé¹, Pierre-Henri Minot¹,
7 Gaston De Serres^{1,2}, Danuta M. Skowronski^{9,10}.

8 **1** Biological Risks Department, Institut national de santé publique du Québec, Quebec, QC,
9 Canada

10 **2** Centre Hospitalier Universitaire (CHU) de Québec–Université Laval Research Center, Quebec,
11 QC, Canada

12 **3** Social and Preventive Medicine Department, Faculty of Medicine, Laval University, Quebec,
13 QC, Canada

14 **4** Direction régionale de santé publique de Montréal, Montreal, QC, Canada

15 **5** Department of Epidemiology, Biostatistics and Occupational Health, McGill University,
16 Montréal, QC, Canada

17 **6** Laboratoire de santé publique du Québec, Institut national de santé publique du Québec,
18 Québec, QC, Canada

19 **7** Faculty of Medicine, University of Montreal, Montreal, QC, Canada

20 **8** RÉZO Community Organization, Montreal, QC Canada

21 **9** Immunization Programs and Vaccine Preventable Diseases Service, BC Centre for Disease
22 Control, Vancouver, British Columbia, Canada

23 **10** School of Population and Public Health, University of British Columbia, Vancouver, British
24 Columbia, Canada

25

26 **Keywords**

27 Epidemiology; immunization; monkeypox; mpox; vaccine effectiveness.

28

29 **Running title**

30 MVA-BN effectiveness against mpox

31

32 **Contact information**

33 * Corresponding author:

34 Nicholas Brousseau, MD, MSc, FRCP(C), Biological Risks Department, Institut national de santé publique
35 du Québec, 945 avenue Wolfe, Quebec, QC, G1V 5B3, Canada

36 nicholas.brousseau@inspq.qc.ca

37

38 **40-word summary of the article's main point**

39 When adjusting for differential exposure risk, one vaccine dose reduced the mpox risk by about two-
40 thirds using self-reported risk factors, but by only one-third using surrogate indicators available within
41 administrative databases. Inadequate adjustment for exposure risk under-estimates MVA-BN vaccine
42 effectiveness.

43

44 **Number of words**

45 2992 words

46

47 **Number of words (abstract)**

48 250 words

49

50 **Abbreviations**

51 All-Admin, participants meeting eligibility criteria and using administrative data only; CI, confidence
52 interval; gbMSM, gay, bisexual, and other men who have sex with men; GBTQ, gay, bisexual, trans,
53 queer; HIV, human immunodeficiency virus; IQR, interquartile range; NA, not applicable; NAT, nucleic
54 acid test; PNA, prefers not to answer; PrEP, pre-exposure prophylaxis; QPHL, Quebec Public Health
55 Laboratory; STI, sexually transmitted infection; Sub-Quest; subset of All-Admin participants who
56 completed the questionnaire; VE, vaccine effectiveness.

57

58 **Abstract**

59

60 **Introduction**

61 During the 2022 mpox outbreak, the province of Quebec, Canada prioritized first doses for pre-exposure
62 vaccination of people at high mpox risk, delaying second doses due to limited supply. We estimated single-
63 dose mpox vaccine effectiveness (VE) adjusting for virus exposure risk based only on surrogate indicators

64 available within administrative databases (e.g. clinical record of sexually transmitted infections), or
65 supplemented by self-reported risk factor information (e.g. sexual contacts).

66

67 **Methods**

68 We conducted a test-negative case-control study between June 19 and September 24, 2022.

69 Information from administrative databases was supplemented by a questionnaire collecting self-
70 reported risk factors specific to the three-week period before testing. Two study populations were
71 assessed: all within the administrative databases (All-Admin) and the subset completing the
72 questionnaire (Sub-Quest). Logistic regression models were adjusted for age, calendar-time and
73 exposure-risk, the latter based on administrative indicators only (All-Admin and Sub-Quest populations)
74 or supplemented by questionnaire information (Sub-Quest population).

75

76 **Results**

77 There were 532 All-Admin participants, of which 199 (37%) belonged to Sub-Quest. With exposure-risk
78 adjustment based only on administrative indicators, single-dose mpox VE among All-Admin and Sub-
79 Quest populations was similar at 35% (95%CI:-2-59) and 30% (95%CI:-38-64), respectively. With
80 adjustment supplemented by questionnaire information, Sub-Quest VE increased to 65% (95%CI:1-87).
81 Protection against severe outcomes was higher (VE=82%; 95%CI:-50-98) but with overlapping
82 confidence intervals.

83

84 **Conclusions**

85 One vaccine dose reduced mpox risk by about two-thirds when adjustment incorporated self-reported
86 risk factors, but by only one-third when adjustment relied solely upon administrative indicators.

87 Inadequate adjustment for exposure risk may substantially under-estimate mpox VE.

88

89

90 **Introduction**

91

92 In May 2022, an mpox (formerly known as monkeypox) outbreak started in several non-endemic countries
93 prompting the World Health Organization (WHO) to declare a public health emergency of international
94 concern on July 23, 2022[1]. In the city of Montréal (Province of Qubec, Canada) the first mpox cases were
95 laboratory-confirmed on May 20, 2022. As of June 1, 2023, 79% of the 529 cases reported in Quebec were
96 among Montreal residents. Transmission mostly occurred among communities of gay, bisexual, trans,
97 queer (GBTQ) men and other men who have sex with men (gbMSM). Outbreak control primarily relied on
98 surveillance, case and contact management, and pre-exposure vaccination with the Modified Vaccinia
99 Ankara—Bavarian Nordic [MVA-BN] vaccine (Imvamune [Canada], Jynneos [USA], Imvanex [Europe]).

100

101 MVA-BN is a third-generation non-replicating vaccine, approved by Health Canada in 2020 to prevent
102 *orthopoxvirus* infections[2]. Post-exposure MVA-BN vaccination began in Quebec on May 30, 2022 and on
103 June 3, 2022, Quebec became one of the first jurisdictions to offer pre-exposure vaccination[3,4], with
104 gradual roll-out first targeting gbMSM at high-risk of exposure, and progressively extended to sex workers
105 and people working in sex-on-premise venues. The standard MVA-BN vaccination regimen consists of two
106 subcutaneous doses, 28 days apart. Due to limited supply, providing the first MVA-BN dose to as many as
107 possible, including to foreign visitors, was prioritized in Quebec[5] and Canada[6], thereby delaying
108 second doses. In Quebec, the second dose was initially restricted to immunocompromised persons and
109 became offered widely as of October 6, 2022. As of June 1, 2023, a total of 31,000 first doses and 13,000
110 second doses had been administered in Quebec.

111

112 The efficacy of MVA-BN pre-exposure vaccination against mpox has never been demonstrated in clinical
113 trials. Several observational studies have attempted to evaluate single-dose vaccine effectiveness (VE)
114 against mpox disease with widely varying estimates ranging between 36%[7] and 86%[8]. Most studies,
115 however, have relied upon administrative databases lacking specific details on exposure risk, and using
116 surrogate indicators as proxy for mpox exposure risk. With limited vaccine doses targeted toward high-
117 risk individuals, differential exposure risk between vaccinated and unvaccinated persons may pose a
118 particular threat to valid VE estimation.

119

120 In this test-negative case-control study, we estimated the effectiveness of subcutaneous single-dose MVA-
121 BN vaccination against symptomatic mpox infection, including moderate-to-severe disease. We compared
122 mpox VE estimates with adjustment for exposure risk based solely on surrogate indicators of risk, as
123 typically available within administrative databases, or supplemented by self-reported risk factor
124 information specific to the three-week period before mpox testing.

125

126 **Methods**

127

128 **Design**

129 We conducted a test-negative case-control study using skin or mucous membrane specimens that were
130 tested for *orthopoxvirus* infections by nucleic acid test (NAT) at the Quebec Public Health Laboratory
131 (QPHL). Cases were test-positive. Controls were individuals with only negative NAT tests. Among those
132 with multiple test-negative specimens, only the first-ever specimen for orthopoxvirus testing, collected
133 during the study period, was used.

134

135 **Data sources**

136 Administrative data

137 We obtained information on cases and controls from several administrative and surveillance databases.
138 The QPHL data included all *orthopoxviruses* NAT test results, date and place of specimen collection, age,
139 sex and human immunodeficiency virus (HIV) status (any past positive test result). Mpox vaccination
140 data were retrieved from the Provincial Immunization Registry, a populational registry where all
141 immunizations have to be recorded by law[9]. Information on sexually transmitted infection (STI) testing
142 (chlamydia, gonorrhea and syphilis) was retrieved from the *Dossier Santé Québec* database containing
143 individual clinical information, while positive STI tests were identified within the provincial notifiable
144 disease registry.

145

146 For cases, mpox clinical data (hospitalization, complications) were also obtained from the provincial
147 notifiable disease registry. Tecovirimat treatment information was retrieved from the only designated
148 pharmacy allowed to distribute the medication in the province (*Centre hospitalier universitaire de*
149 *Montréal*).

150

151 Questionnaire data

152 We supplemented administrative data with self-reported sociodemographic and exposure data
153 collected from both cases and controls using a standardized questionnaire available in French, English
154 and Spanish. The questionnaire was adapted from tools used for public health epidemiological
155 investigations (**Supplementary Methods**). Between January 10 and March 27, 2023, cases and controls
156 were invited by email to complete the questionnaire on-line, with three reminders. Trained interviewers
157 attempted to contact non-responders and those without an e-mail address by phone, with three
158 reminders. Participation was actively promoted by the main health and STI prevention organization
159 serving gbMSM communities in Montreal (RÉZO)[10], and \$30 financial compensation was given to
160 participants.

161
162 The questionnaire collected vaccination status and additional demographic and clinical information such
163 as ethnocultural background, immunosuppression, and HIV pre-exposure prophylaxis (PrEP). When
164 MVA-BN vaccination was not in the Immunization Registry but reported by participants with a specific
165 date, the participant was considered vaccinated. The questionnaire specifically queried details related to
166 mpox exposure risk during the 3 weeks before specimen collection including contact with a person with
167 mpox symptoms, number of sexual partners, drug use before or during sexual activity, sex involving > 2
168 people, attending sex-on-premise venues, and skin-to-skin contacts during a festive event.

169 170 **Study population**

171 The chosen study period spanned June 19 to September 24, 2022 (epidemiological weeks 26-38), taking
172 into account vaccine roll-out, a 14-day lag to mount effective single-dose immunity, and epidemic
173 evolution with cases peaking during June and July, and subsiding by mid-September 2022 (**Figure 1**).

174
175 Eligible specimens were restricted to those collected in Montreal where most cases occurred. Since
176 most cases were men (according to health administrative databases), we excluded women. We also
177 excluded individuals aged <18 years, those who tested positive before the study period, those whose
178 only specimens were blood, serum or cerebrospinal fluid samples (not indicative of a skin or mucous
179 membrane lesion), asymptomatic individuals, and persons residing outside of the province.

180
181 Two study populations were analyzed: (1) all participants meeting eligibility criteria and using
182 administrative data only (All-Admin); and (2) the subset of All-Admin participants who completed the
183 questionnaire (Sub-Quest).

184

185 **Vaccination status**

186 Vaccinated status was defined by receipt of a single dose of MVA-BN vaccine ≥ 14 days before specimen
187 collection. Those who had not received any MVA-BN vaccine dose before specimen collection were
188 considered unvaccinated. We excluded individuals who had received one MVA-BN dose < 14 days or two
189 doses at any time before specimen collection.

190

191 **Outcomes**

192 Single-dose VE was primarily assessed against any laboratory-confirmed symptomatic infection, among
193 the All-Admin population and the Sub-Quest population separately. We also estimated VE against
194 moderate-to-severe disease defined by mpox disease-related hospitalization, having had a complication
195 or having received tecovirimat treatment. VE against moderate-to-severe disease could only be
196 undertaken using the All-Admin population owing to sample size considerations. The same control
197 group of any symptomatic but test-negative individuals was used in assessing VE for both clinical
198 outcomes.

199

200 **Statistical analysis**

201 Logistic regression models compared the adjusted odds of being a case versus a control by vaccine
202 status. VE was derived as $(1 - \text{odds ratio } [OR_{\text{adjusted}}]) \times 100$. Analysis was performed using SAS (version
203 9.4).

204

205 For the All-Admin population, we adjusted models for the following variables available from linked
206 administrative databases: age group, calendar time, surrogate indicator of exposure risk ≤ 6 months
207 before the mpox test (no test for STI, only negative STI test results, ≥ 1 positive STI test results), and HIV
208 status (see **Figure 3** for categories used).

209

210 For the Sub-Quest population, we compared VE based on two adjustment approaches: (1) adjusting as
211 per above for variables available in administrative databases and (2) adjusting for variables available in
212 administrative databases and also for information additionally available from the questionnaire:
213 ethnocultural background, immunosuppression, HIV status/PrEP use, contact with a person who has
214 mpox symptoms, number of sexual partners, drug use before or during sexual activity, sex involving > 2
215 people, attending sex-on-premise venues, skin-to-skin contacts during a festive event (see **Figure 3** for

216 categories used). We defaulted to the questionnaire responses for HIV status where discordant from
217 administrative databases. There were no missing data for any variable included in the model.

218
219 To assess possible recall bias, we compared the number of sexual partners from the notifiable disease
220 registry recorded during public health investigation of reported cases (Summer 2022) versus
221 questionnaire capture (Winter 2023). We also undertook four additional sensitivity analyses of VE within
222 the Sub-Quest population, including: (1) extension of the study period to include epidemiological weeks
223 22-24 and 39-44; (2) vaccination defined as ≥ 21 -days before specimen collection; (3) restriction to
224 younger adults 18-49 years old; and (4) restriction to participants with self-reported PrEP use or HIV
225 diagnosis.

226
227 **Ethics**
228 In the context of a public health emergency, this work was conducted under the legal mandate provided
229 by the Quebec Public Health Act which allowed access to relevant administrative data[9] and was also
230 approved by the *CHU de Québec-Université Laval* ethics committee.

231
232 **Results**

233
234 **Study sample**
235 From June 19 to September 24 2022, there were 1025 individuals with a specimen submitted from
236 Montreal for mpox NAT analysis (277 cases; 748 controls) (**Figure 2**). Among these, 448 (44%) were
237 excluded with main reasons being: asymptomatic and tested for a research project (348/448; 78%), and
238 woman (81/448; 18%). After applying all exclusion criteria, 532 individuals (231 cases; 301 controls)
239 were included in the All-Admin analysis. The Sub-Quest subset who answered the questionnaire
240 included 199 (37%) participants (91 cases; 108 controls).

241
242 **Case and control description**
243 Among the 532 All-Admin participants, half (116/231; 50%) NAT-positive cases were reported before
244 mid-July whereas most (162/301; 54%) NAT-negative controls were reported later in August and
245 September (**Table 1**). Slightly fewer cases than controls were vaccinated (26% vs. 34%, respectively).
246 Few cases or controls were ≥ 50 years old (16% vs 22%). More cases than controls were HIV-positive
247 (22% vs. 14%) or had a positive STI test in the 6 months before mpox testing (26% vs. 10%).

248

249 Results based on administrative data were similar between the All-admin and Sub-Quest participants
250 (**Table 1**). By questionnaire, cases reported greater mpox exposure risk than controls during the 3 weeks
251 before specimen collection including ≥ 5 non-regular sexual partners (19% vs. 9%, respectively) and sex
252 involving > 2 people (32% vs. 23%). Nearly all cases (88/91; 97%) but fewer controls (93/108; 86%) had
253 at least one self-reported mpox exposure risk factor during the 3 weeks before testing. More cases were
254 HIV-negative but taking PrEP (47%) compared to controls (33%). Our questionnaire appeared slightly
255 more sensitive to identify HIV-positive individuals than administrative databases, as 18% of Sub-Quest
256 participants self-reported an HIV infection, but 14% of Sub-Quest participants had HIV according to
257 administrative (QPHL) data.

258

259 In the questionnaire (completed on average 26 weeks post-diagnosis), 10/91 (10%) Sub-Quest cases
260 reported no sexual partners in the 3 weeks before specimen collection. In contrast, the notifiable
261 disease registry (data collected on average two weeks post-diagnosis) indicated that all 91 Sub-Quest
262 cases had reported sexual contact(s) during that period. There was otherwise good concordance
263 between these two data sources with respect to the number of sexual partners reported
264 (**Supplementary Table 1**).

265

266 **Single-dose MVA-BN vaccine effectiveness**

267 Single-dose MVA-BN VE estimates against symptomatic infection among All-Admin and Sub-Quest
268 populations were 35% (95%CI: -2-59) and 30% (95%CI: -38-64), respectively, with adjustment for age,
269 calendar time and exposure risk based only upon administrative indicators (**Figure 3, Supplementary
270 Table 2**).

271

272 Single-dose MVA-BN VE within the Sub-Quest population increased to 65% (95%CI:1-87) when adjusting
273 for age, calendar time and exposure risk with the latter further supplemented by questionnaire
274 information (**Figure 3, Supplementary Table 2**). The most influential questionnaire variable was HIV
275 PrEP use, with Sub-Quest VE of 50% (95%CI:-8-77) when only that questionnaire variable supplemented
276 age, calendar time and administrative indicators of exposure risk. However, other questionnaire
277 covariates (without adjusting for HIV PrEP) were also influential with VE of 45% (95%CI:-37-78) when
278 supplemental to age, calendar time and administrative indicators of exposure risk.

279

280 There were 12/208 (6%) moderate-to-severe cases during the study period within the All-Admin
281 population (of whom just 3 responded to the study questionnaire). Of these 12, three were hospitalized,
282 six (two also hospitalized) experienced complications, and five received tecovirimat treatment (one also
283 hospitalized). Only 1/12 moderate-to-severe cases (8%) had received MVA-BN vaccine compared with
284 101/287 controls (35%) suggesting higher VE against moderate-to-severe disease (82%; 95%CI: -39, 98)
285 **(Figure 3, Supplementary Table 2).**

286

287 **Sensitivity analyses**

288 Sensitivity analyses were performed on the Sub-Quest population, inclusive of questionnaire covariates.
289 When compared with the primary analysis (VE=65%; 95%CI:1-87), VE point estimates were slightly
290 lower, between 50-63%, when extending the study period earlier from May 29 or later to November 5,
291 based on vaccination ≥ 21 days before specimen collection or when restricting to people with an HIV
292 diagnosis or taking PrEP. VE was higher at 75% (95%CI:23-92) with restriction to adults 18-49 years
293 **(Table 2).**

294

295 **Discussion**

296 One MVA-BN vaccine dose during an mpox outbreak affecting gbMSM communities in Montreal was
297 associated with about two-thirds reduction in the risk of symptomatic mpox infection when adjustment
298 for mpox exposure risk included self-reported risk factors. The estimated risk reduction was much lower
299 (roughly one-third) when adjustment used only surrogate indicators of exposure risk available in
300 administrative databases. In sensitivity analyses, VE point estimates ranged 50-75%, indicating a 2-4-fold
301 lower mpox risk among single-dose vaccinated compared to unvaccinated individuals. Recognizing the
302 limited sample size, our findings also suggest greater protection against moderate-to-severe disease
303 compared to milder disease with estimated VE of about 80% corresponding to 5-fold risk reduction.

304

305 Prior MVA-BN VE studies based upon other observational designs including case-control, case-coverage
306 and cohort approaches have reported widely ranging single-dose VE against mpox, with estimates
307 spanning 36%[7] to $\geq 78\%$ [7,8,11,12]. These analyses, however, were limited by the use of aggregate
308 data only[11] and/or failure to adequately adjust for confounders such as differential exposure risk by
309 vaccine status[7,8] and/or calendar time[8,11,12]. In addition to exposure risk adjustment, calendar-
310 time adjustment is also important to consider in observational estimation of VE, as previously well-
311 established for influenza and COVID-19. When the incidence of mpox decreases with time across the

312 study period and vaccinated person-time accrues later than unvaccinated person-time, VE will be over-
313 estimated[13]. Other mpox VE investigations based on classical matched case-control designs included
314 controls that may have not presented with mpox symptoms, with single-dose mpox VE estimates of
315 68%[14] and 75%[15]. These estimates are slightly higher than our own, which was based instead on a
316 test-negative design that simultaneously standardized for healthcare seeking and testing indication, in
317 addition to controlling for exposure risk and calendar time.

318
319 The lower single-dose VE estimates previously reported by Deputy et al.[7] (36%) is similar to our single-
320 dose VE estimate among our All-Admin (35%) and Sub-Quest (30%) participants before incorporating
321 self-reported risk factors into covariate adjustment within the Sub-Quest population. Of note, the
322 comparability between our All-Admin and Sub-Quest populations when adjusting for the same
323 covariates is partially reassuring against selection bias potentially influencing the subset completing the
324 study questionnaire. The Deputy et al. results were based on a large case-control study applied to a
325 nationwide electronic health record database, matching cases and controls ≥ 18 years with incident
326 diagnosis of HIV infection or an order for PrEP based upon week of the index event. In our study,
327 additionally adjusting for HIV PrEP alone had the greatest impact on VE (50%), but adjustment for other
328 self-reported risk factors further increased our overall single-dose VE estimate (65%). This insight was
329 achieved through actively contacting and querying cases and controls to document mpox exposure risk,
330 an added step not typically undertaken for controls. When we restricted our Sub-Quest population to
331 people taking PrEP or with an HIV diagnosis, our single-dose VE estimate (50%) was still higher, but
332 closer to that of Deputy et al.[7] That further stratification, however, was accompanied by reduced
333 sample size and wide confidence intervals. More research is needed to determine if restricting to people
334 taking HIV PrEP or adjusting for this variable as a surrogate indicator within administrative databases
335 could support valid VE estimation if/when self-reported mpox exposure risk cannot otherwise be
336 adequately documented[16].

337
338 Our finding of higher single-dose VE against moderate-to-severe disease was based on a single
339 hospitalized vaccinated case, lacking statistical power but nevertheless consistent with immunogenicity
340 studies. While two MVA-BN doses in non-primed individuals induced low levels of poorly neutralizing
341 antibody[17], a single dose induced robust T-cell responses[18,19], with the latter more strongly
342 correlated with protection against severe outcomes in general (e.g. against COVID-19 disease[20]).
343 Other indirect evidence includes a cases series of mpox cases (without controls) in the United States by

344 Farrar et al.[21] that could not derive VE estimates, but found a lower proportion of 1-dose vaccinated
345 (2.1%) versus unvaccinated (7.5%) cases that were hospitalized. While severe mpox fortunately remains
346 infrequent, more definitive VE evaluation against that outcome will require much larger sample size.

347

348 This study has several limitations. The main limitation was the small sample size attributable to the
349 contained outbreak and participation rate to the questionnaire which limited our capacity to undertake
350 further stratified analyses (e.g., to assess waning with time). Although we standardized for being
351 symptomatic at the time of testing, controls may not have had symptoms of similar severity to
352 cases[22]. We can expect some level of recall bias with our questionnaire, as there was imperfect
353 agreement between information (e.g. sexual contacts) collected on average within two-weeks (case
354 investigation) versus 26 weeks (study questionnaire) after the diagnosis. Our questionnaire still enabled
355 us to adjust for self-reported mpox exposure risk, including variables less likely to be affected by recall
356 bias, such as HIV PrEP. We cannot rule out residual confounding due to unmeasured factors. Finally, we
357 provide evidence for single-dose protection delivered through subcutaneous injection but cannot
358 comment on other injection route or schedules (e.g. intradermal or two-dose). Other studies that have
359 evaluated two doses show improved VE[7,11,14,15], underscoring that a complete series remains
360 preferable when supply is sufficient.

361

362 In conclusion, during the 2022 mpox outbreak in Quebec, single-dose MVA-BN vaccine recipients were
363 at 2-4-fold lower risk of symptomatic mpox disease compared to unvaccinated individuals and vaccine
364 protection may be higher against severe outcomes. Incomplete adjustment for mpox exposure risk,
365 details of which are generally not available in administrative databases, may substantially under-
366 estimate mpox VE. In the context of MVA-BN scarcity and substantial single-dose protection, prioritizing
367 first doses and delaying second dose delivery can maximise benefit to the targeted population.

368

369 **Funding**

370

371 This work was supported by the Ministry of Health and Social Services. DT is supported by a research
372 career award from the Fonds de recherche du Québec – Santé.

373

374 **Acknowledgements**

375

376 We first want to thank all participants who answered the questionnaire. We also thank RÉZO
377 community, an organization for health and STIs prevention aimed at LGBTQ men and other MSM, for
378 their help and expertise support throughout the project, and ensuring that the project would be well
379 received by involved communities and answer their questions. We also thank Paul Le Guerrier and
380 Robert Allard for their collaboration on the study design. We finally thank Eveline Toth, Hélène Venables
381 and Annick Des Cormiers for their collaboration, and Christiane Audet, Charles Bellavance, Lucie Ferland,
382 Sophie Grenier, Gabrielle Guilbault, Sarah Shakibaian, and Maud Vallée for their help with data
383 collection and data extraction.

384
385 All authors participated in research design. N.B, S.C, L.P., S.H.G., J.F., and H.C. participated in the
386 acquisition of the data. N.B, S.C, Y.F., S.H.G., D.T., G.D.S., and D.M.S. contributed to data analysis. N.B.
387 wrote the first draft of the manuscript and all authors participated in the interpretation of data and
388 reviewed the article.

389

390 **Potential conflicts of interest**

391

392 None

393

394 **References**

- 395 1. World Health Organization. WHO Director-General declares the ongoing monkeypox outbreak a
396 Public Health Emergency of International Concern. 2022. Available at:
397 [https://www.who.int/europe/news/item/23-07-2022-who-director-general-declares-the-ongoing-](https://www.who.int/europe/news/item/23-07-2022-who-director-general-declares-the-ongoing-monkeypox-outbreak-a-public-health-event-of-international-concern)
398 [monkeypox-outbreak-a-public-health-event-of-international-concern](https://www.who.int/europe/news/item/23-07-2022-who-director-general-declares-the-ongoing-monkeypox-outbreak-a-public-health-event-of-international-concern). Accessed 06 July 2023.
- 399 2. Bavarian Nordic. IMVAMUNE®. 2020. Available at: https://pdf.hres.ca/dpd_pm/00058622.PDF.
400 Accessed 06 July 2023.
- 401 3. Harrison LB, Bergeron G, Cadieux G, et al. Monkeypox in Montréal: Epidemiology, Phylogenomics,
402 and Public Health Response to a Large North American Outbreak. *Ann Intern Med* **2023**; 176:67–
403 76.
- 404 4. Poland GA, Kennedy RB, Tosh PK. Prevention of monkeypox with vaccines: a rapid review. *The*
405 *Lancet Infectious Diseases* **2022**; 22:e349–e358.

- 406 5. Comité sur l'immunisation du Québec. Vaccination contre la variole simienne, version 3.0. 2022.
407 Available at: <https://www.inspq.qc.ca/publications/2867>. Accessed 06 July 2023.
- 408 6. Government of Canada. NACI Rapid Response: Updated interim guidance on Imvamune in the
409 context of ongoing monkeypox outbreaks. 2022. Available at: <https://www.canada.ca/en/public-health/services/publications/vaccines-immunization/rapid-response-updated-interim-guidance-immvamune-monkeypox-outbreaks.html>. Accessed 06 July 2023.
- 412 7. Deputy NP, Deckert J, Chard AN, et al. Vaccine Effectiveness of JYNNEOS against Mpox Disease in
413 the United States. *N Engl J Med* **2023**; :NEJMoa2215201.
- 414 8. Sagy Y, Zucker R, Hammerman A, et al. Real-world effectiveness of a single dose of mpox vaccine in
415 males. *Nat Med* **2023**; 29:748–752.
- 416 9. LegisQuébec. Public Health Act. 2023. Available at:
417 <https://www.legisquebec.gouv.qc.ca/en/document/cs/S-2.2?&cible>. Accessed 06 July 2023.
- 418 10. Institut national de santé publique du Québec. L'INSPQ mène une étude novatrice sur l'efficacité
419 du vaccin contre la variole simienne. 2023. Available at: <https://www.inspq.qc.ca/nouvelles/l-inspq-mene-etude-novatrice-sur-l-efficacite-du-vaccin-contre-variole-simienne>. Accessed 06 July
420 2023.
421
- 422 11. Payne AB, Ray LC, Cole MM, et al. Reduced Risk for Mpox After Receipt of 1 or 2 Doses of JYNNEOS
423 Vaccine Compared with Risk Among Unvaccinated Persons — 43 U.S. Jurisdictions, July 31–
424 October 1, 2022. *MMWR Morb Mortal Wkly Rep* **2022**; 71:1560–1564.
- 425 12. Bertran M, Andrews N, Davison C, et al. Effectiveness of one dose of MVA–BN smallpox vaccine
426 against mpox in England using the case-coverage method: an observational study. *The Lancet Infectious Diseases* **2023**; :S1473309923000579.
- 428 13. Boyer CB, Lipsitch M. Alternative analysis of mpox vaccine effectiveness data from Israel. *MedRxiv*
429 <https://doi.org/10.1101/2023.02.22.23286243> [Pre-print]. Jun 26, 2023 [cited 2023 July 09]. Available
430 at: <http://medrxiv.org/lookup/doi/10.1101/2023.02.22.23286243>.
- 431 14. Rosenberg ES, Dorabawila V, Hart-Malloy R, et al. Effectiveness of JYNNEOS Vaccine Against
432 Diagnosed Mpox Infection — New York, 2022. *MMWR Morb Mortal Wkly Rep* **2023**; 72:559–563.

- 433 15. Dalton AF, Diallo AO, Chard AN, et al. Estimated Effectiveness of JYNNEOS Vaccine in Preventing
434 Mpox: A Multijurisdictional Case-Control Study — United States, August 19, 2022–March 31, 2023.
435 MMWR Morb Mortal Wkly Rep **2023**; 72:553–558.
- 436 16. Fontán-Vela M, Hernando V, Olmedo C, et al. Reduction in the risk of mpox infection after MVA-BN
437 vaccination in individuals on HIV pre-exposure prophylaxis: a Spanish cohort study. MedRxiv
438 <https://doi.org/10.1101/2023.05.30.23290712> [Pre-print]. June 1, 2023 [cited 2023 July 09]. Available
439 at: <http://medrxiv.org/lookup/doi/10.1101/2023.05.30.23290712>.
- 440 17. Zaeck LM, Lamers MM, Verstrepen BE, et al. Low levels of monkeypox virus-neutralizing antibodies
441 after MVA-BN vaccination in healthy individuals. Nat Med **2023**; 29:270–278.
- 442 18. Cohn H, Bloom N, Cai G, et al. Mpox vaccine and infection-driven human immune signatures.
443 MedRxiv <https://doi.org/10.1101/2023.03.07.23286701> [Pre-print]. March 9, 2023 [cited July 2023 July
444 09]. Available at: <http://medrxiv.org/lookup/doi/10.1101/2023.03.07.23286701>. Accessed 06 July
445 2023.
- 446 19. Sammartino JC, Cassaniti I, Ferrari A, et al. Characterization of immune response against
447 monkeypox virus in cohorts of infected patients, historic and newly vaccinated subjects. Journal of
448 Medical Virology **2023**; 95:e28778.
- 449 20. Fujii S, Yamasaki S, Iyoda T, Shimizu K. Association of cellular immunity with severity of COVID-19
450 from the perspective of antigen-specific memory T cell responses and cross-reactivity. Inflamm
451 Regen **2022**; 42:50.
- 452 21. Farrar JL, Lewis NM, Houck K, et al. Demographic and Clinical Characteristics of Mpox in Persons
453 Who Had Previously Received 1 Dose of JYNNEOS Vaccine and in Unvaccinated Persons — 29 U.S.
454 Jurisdictions, May 22–September 3, 2022. MMWR Morb Mortal Wkly Rep **2022**; 71:1610–1615.
- 455 22. Chua H, Feng S, Lewnard JA, et al. The Use of Test-negative Controls to Monitor Vaccine
456 Effectiveness: A Systematic Review of Methodology. Epidemiology **2020**; 31:43–64.
- 457

458 **Table 1. Characteristics of cases and controls among All-Admin and Sub-Quest populations, June 19 to**
 459 **September 24, 2022**

	All-Admin population (n=532)		Sub-Quest population (n=199)	
	Cases N (%)	Controls N (%)	Cases N (%)	Controls N (%)
Overall	231	301	91	108
ADMINISTRATIVE DATABASE VARIABLES				
Age (years)				
18-29	50 (22)	90 (30)	21 (23)	28 (26)
30-49	143 (62)	146 (49)	57 (63)	55 (51)
50+	38 (16)	65 (22)	13 (14)	25 (23)
Epidemiological week of specimen collection				
25-28 (June 19 - July 16)	116 (50)	68 (23)	44 (48)	26 (24)
29-31 (July 17 - August 6)	53 (23)	71 (24)	21 (23)	26 (24)
32-34 (August 7 - August 27)	39 (17)	90 (30)	15 (16)	27 (25)
35-38 (August 28 - September 24)	23 (10)	72 (24)	11 (12)	29 (27)
Days between symptom onset and testing (median; IQR)	6 (4 - 9) ^a	NA	6 (4 - 8) ^a	NA
Vaccination status				
Unvaccinated	172 (74)	199 (66)	57 (66)	55 (51)
1 dose ≥14 days before testing	59 (26)	102 (34)	34 (37)	53 (49)
1 dose ≥21 days before testing	52 (23)	94 (31)	30 (33)	47 (47)
HIV infection (QPHL data)	51 (22)	42 (14)	15 (16)	13 (12)
Test done for chlamydia OR gonorrhea^b	188 (81)	199 (66)	76 (84)	81 (75)
Test done for syphilis^b	183 (79)	202 (67)	74 (81)	78 (72)
Positive test for chlamydia^b	36 (16)	11 (4)	16 (18)	<5 (<5)
Positive test for gonorrhea^b	39 (17)	20 (7)	17 (19)	11 (10)
Positive test for primary syphilis^b	<5 (<5)	<5 (<5)	<5 (<5)	<5 (<5)
Overall: tests for STI^b				
No test for STI	39 (17)	90 (30)	13 (14)	24 (22)
≥ 1 test for STI, no positive results	132 (57)	181 (60)	53 (58)	71 (66)
≥ 1 positive STI test results	60 (26)	30 (10)	25 (27)	13 (12)
QUESTIONNAIRE-ELICITED VARIABLES				
Gender				
Man	NA	NA	90 (99)	103 (95)
Other (woman, non-binary, PNA)	NA	NA	<5 (<5)	5 (5)
Ethnocultural background				
French Canadian	NA	NA	40 (44)	56 (52)
English Canadian	NA	NA	5 (5)	8 (7)
Other, do not know, PNA	NA	NA	46 (51)	44 (41)

Immunosuppression (excluding HIV)	NA	NA	7 (8)	<5 (<5)
HIV infection/PrEP use (study questionnaire)				
HIV infection	NA	NA	21 (23)	15 (14)
No HIV infection, PrEP use	NA	NA	43 (47)	36 (33)
No HIV infection, no PrEP	NA	NA	27 (30)	57 (53)
Skin-to-skin contact with person with mpox symptoms^c	NA	NA	39 (43)	14 (13)
Number of sexual partners^c				
None	NA	NA	10 (11)	27 (25)
Only regular partner(s)	NA	NA	9 (10)	15 (14)
1-2 non-regular partners	NA	NA	28 (31)	27 (25)
3-4 non-regular partners	NA	NA	11 (12)	20 (19)
5 or more non-regular partners	NA	NA	17 (19)	10 (9)
Do not know, PNA	NA	NA	16 (18)	9 (8)
Use of drugs before/during sexual activity^c	NA	NA	32 (35)	35 (32)
Sex involving > 2 people^c	NA	NA	29 (32)	25 (23)
Attended sex-on-premise venues^c	NA	NA	36 (40)	29 (27)
Skin-to-skin contact (with or without sex) during a festive event^c	NA	NA	34 (37)	36 (33)
Overall: at least one exposure^c	NA	NA	88 (97)	93 (86)

460 All-Admin population includes all participants with administrative data. Sub-Quest population includes
 461 only the subset of All-Admin that completed the questionnaire. Cells sizes <5 hidden for privacy reasons.
 462 Abbreviations: HIV, human immunodeficiency virus; IQR, interquartile range; NA, not applicable; PNA,
 463 prefers not to answer; PrEP, pre-exposure prophylaxis; QPHL, Quebec Public Health Laboratory; STI,
 464 sexually transmitted infection.
 465 ^a Twenty-one missing data in the All-Admin population; four missing data in the Sub-Quest population.
 466 ^b ≤ 6 months before mpox specimen collection.
 467 ^c All self-reported exposures within 3 weeks of mpox specimen collection.
 468

469 **Table 2. Sensitivity analyses of single-dose MVA-BN vaccine effectiveness against symptomatic**
 470 **mpox infection, Sub-Quest population inclusive of questionnaire covariates**
 471

	Cases N (%)	Controls N (%)	Adjusted ^a VE (95% CI)
Primary Sub-Quest analysis (June 19-September 24, 2022: epidemiological weeks 25-38)			
Unvaccinated	57 (63)	55 (51)	Ref.
Single-dose vaccinated ≥14 days	34 (37)	52 (49)	65 (1, 87)
Sensitivity analyses: extended study period (May 29-September 24, 2022: epi weeks 22-38)^b			
Unvaccinated	83 (70)	71 (57)	Ref.
Single-dose vaccinated ≥14 days	35 (30)	53 (43)	55 (-16, 83)
Sensitivity analyses: extended study period (June 19-November 5, 2022: epidemiological weeks 25-44)^c			
Unvaccinated	57 (62)	60 (49)	Ref.
Single-dose vaccinated ≥14 days	35 (38)	63 (51)	63 (0, 87)
Sensitivity analyses: extended study period (May 29-November 5, 2022: epidemiological weeks 22-44)^d			
Unvaccinated	83 (70)	76 (55)	Ref.
Single-dose vaccinated ≥14 days	36 (30)	63 (45)	54 (-18, 82)
Sensitivity analyses: vaccinated ≥21 days before specimen collection			
Unvaccinated	57 (66)	55 (54)	Ref.
Single-dose vaccinated ≥21 days	30 (34)	47 (46)	52 (-45, 84)
Sensitivity analyses: Restricted to persons 18-49 years old^e			
Unvaccinated	51 (65)	44 (53)	Ref.
Single-dose vaccinated ≥14 days	27 (35)	39 (47)	75 (23, 92)
Sensitivity analyses: Restricted to persons with HIV diagnosis or taking PrEP^f			
Unvaccinated	35 (55)	17 (33)	Ref.
Single-dose vaccinated ≥14 days	29 (42)	34 (67)	50 (-71, 85)

472 Abbreviations: HIV, human immunodeficiency virus; PNA, prefers not to answer; PrEP, pre-exposure
 473 prophylaxis; Ref., Reference; STI, sexually transmitted infection; Sub-Quest, subset population
 474 completing the questionnaire; VE, vaccine effectiveness.

475 ^a Unless otherwise specified, Sub-Quest sensitivity models adjusted for age (18-29, 30-49, 50+ years),
 476 calendar time (epidemiological weeks 25-28, 29-31, 32-34, and 35-38), STI tests and diagnosis (no test
 477 for STI, only negative STI test results, ≥ 1 positive STI test results), ethnocultural background (French
 478 Canadian, English Canadian, other/do not know/PNA), immunosuppression (yes/no), HIV status/PrEP
 479 use according to questionnaire (HIV infection, no HIV infection without PrEP, no HIV infection with
 480 PrEP), contact with a person who has mpox symptoms (yes, no, do not know/PNA), number of sexual
 481 partners (0, only regular partners, 1-2 non-regular, 3-4 non-regular, 5+ non-regular, do not know/PNA),
 482 drug use before or during sexual activity (yes, no, do not know/PNA), sex involving > 2 people (yes, no,

483 do not know/PNA), attending sex-on-premise venues (yes, no, do not know/PNA), skin-to-skin contacts
484 during a festive event (yes, no, do not know).

485 ^b Adjusted as per footnote ^a but with calendar time adjustment modified to additionally include
486 epidemiological weeks 22-24.

487 ^c Adjusted as per footnote ^a but with calendar time adjustment modified to additionally include
488 epidemiological weeks 39-44.

489 ^d Adjusted as per footnote ^a but with calendar time adjustment modified to additionally include
490 epidemiological weeks 22-24 and 39-44.

491 ^e Adjusted as per footnote ^a but with age adjustment modified to 18-29 and 30-49 years. Categories "Do
492 not know" and "PNA" were grouped with the category "Yes" for the following variables: drug use before
493 or during sexual activity, sex involving > 2 people, attending sex-on-premises venues, skin-to-skin
494 contacts during a festive event.

495 ^f Adjusted as per footnote ^a with the exception of immunosuppression. Categories for HIV status/PrEP
496 use: HIV infection, no HIV infection with PrEP. Categories "Do not know" and "PNA" were grouped with
497 the category "Yes" for the following variables: drug use before or during sexual activity, sex involving > 2
498 people, attending sex-on-premises venues, skin-to-skin contacts during a festive event.

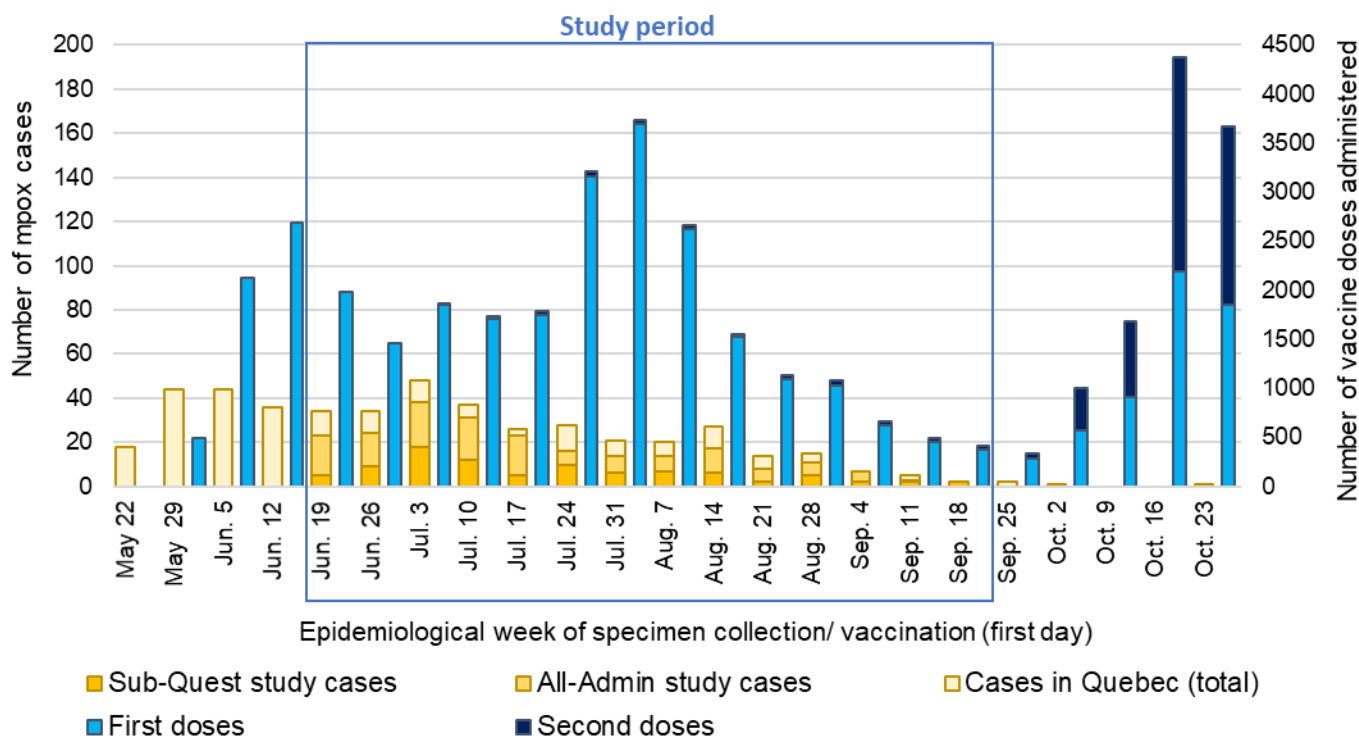
499

500 **Figure legends**

501

502 **Figure 1. Weekly distribution of study cases and vaccine administration in the province of Quebec,**

503 **May 22 to October 29, 2022.**



504

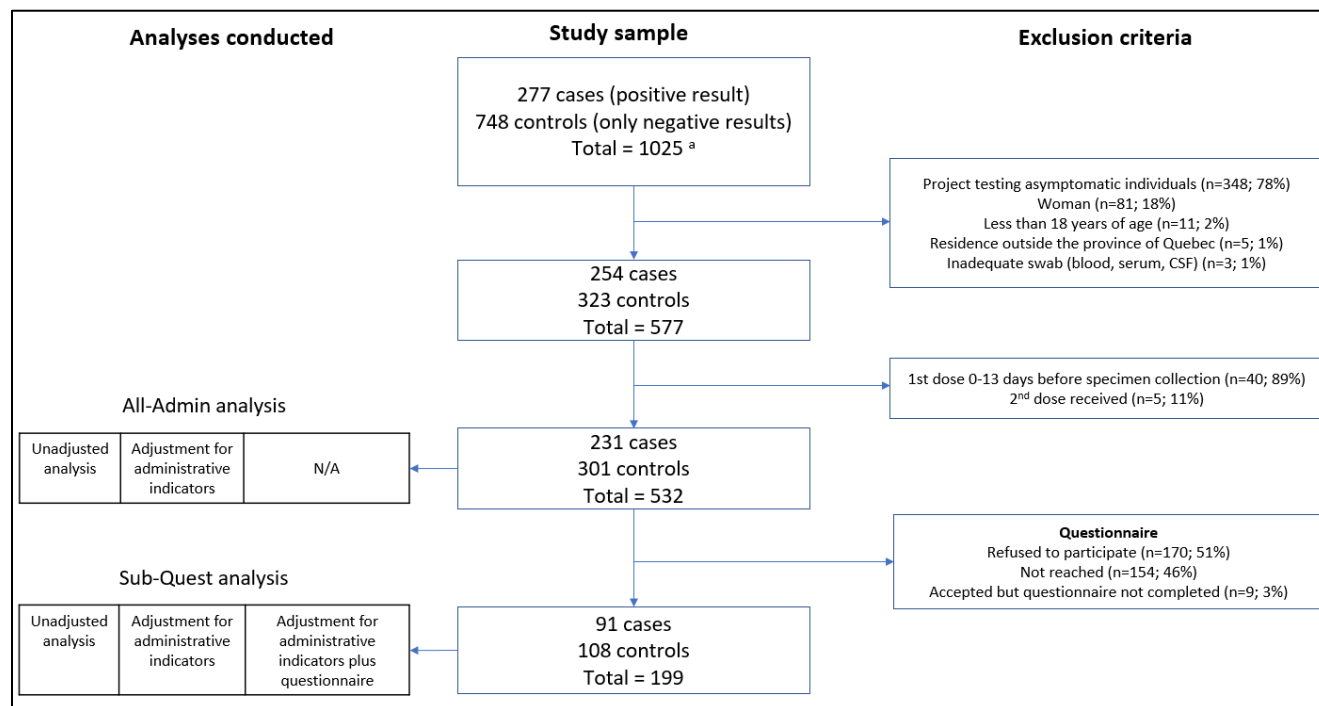
505 All-Admin population includes all participants with administrative data. Sub-Quest population includes
 506 only the subset of All-Admin that completed the questionnaire. The figure only includes positive NAT
 507 tests for *Orthopoxviruses* at QPHL. QPHL started to test samples on May 26, 2022, but this included
 508 individuals with specimen collection earlier than May 26 due to delay between specimen collection and
 509 testing. Before May 26, tests were conducted at the National Microbiology Laboratory in Winnipeg,
 510 Canada.

511 Abbreviations: NAT, nucleic acid amplification test; QPHL, Quebec Public Health Laboratory.

512

513

514 **Figure 2. Flowchart of study population**



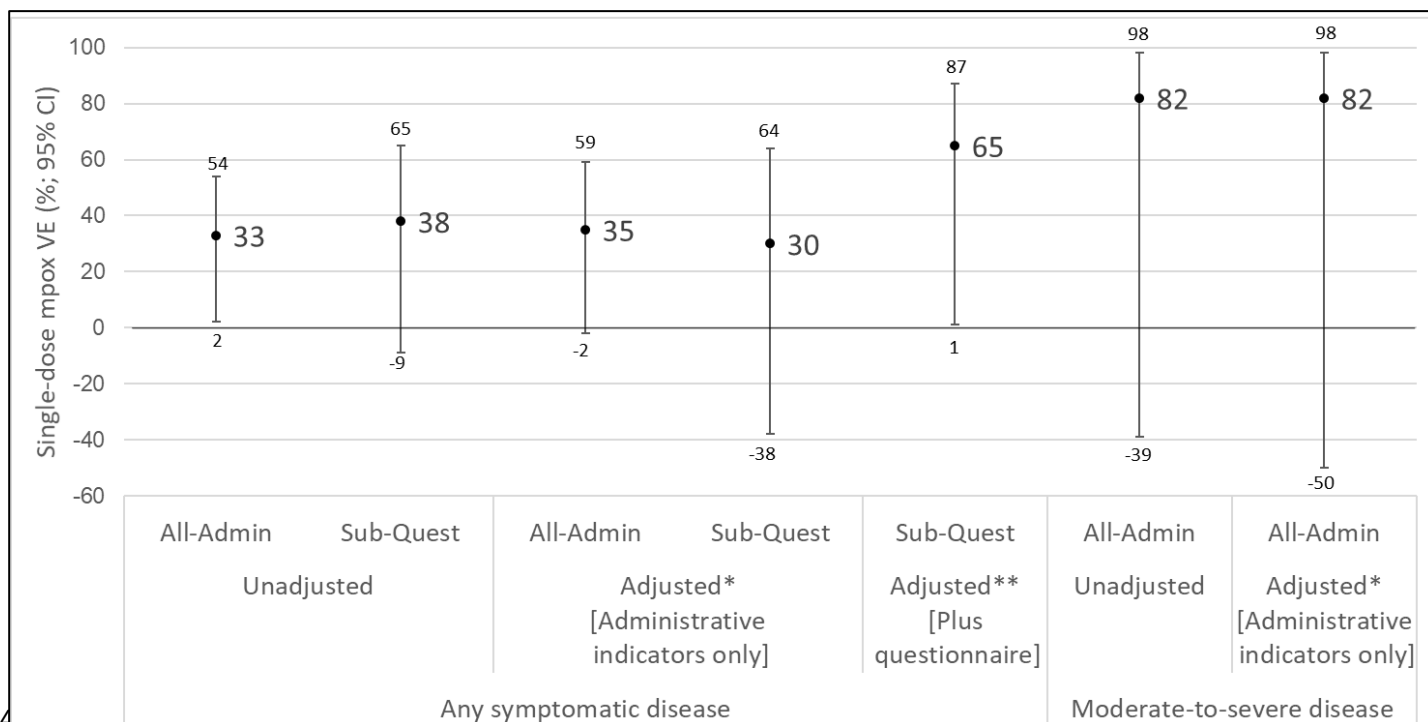
515
 516 All-Admin population includes all participants with administrative data (n=532). Sub-Quest population
 517 includes only the subset of All-Admin that completed the questionnaire (n=199).

518 Abbreviations: CSF, cerebrospinal fluid; QPHL, Quebec Public Health Laboratory.

519 ^a 1025 people with specimen collected in Montreal between June 19, 2022 and September 24, 2022.

520

521 **Figure 3. Single-dose MVA-BN vaccine effectiveness against mpox infection by study population (All-**
 522 **Admin or Sub-Quest), exposure risk adjustment (administrative indicators only or supplemented by**
 523 **questionnaire) and clinical profile (any symptomatic or moderate-severe disease)**



524
 525 All-Admin population includes all participants with administrative data (n=532). Sub-Quest population includes only the subset
 526 of All-Admin that completed the questionnaire (n=199). Moderate-to-severe disease defined by hospitalization because of
 527 mpox disease or having had a complication or having received tecovirimat treatment. VE against moderate-to-severe disease
 528 could only be undertaken using the All-Admin population owing to sample size considerations.

529 Abbreviations: HIV, human immunodeficiency virus; PNA, prefers not to answer, PrEP, pre-exposure prophylaxis; STI, sexually
 530 transmitted infection.

531 *Adjusted for age (18-29, 30-49, 50+ years), calendar time (epidemiological weeks 25-28, 29-31, 32-34, and 35-38), STI tests
 532 and diagnosis (no test for STI, only negative STI test results, ≥ 1 positive STI test results), HIV status according to QPHL data (yes,
 533 no).

534 **Adjusted for age (18-29, 30-49, 50+ years), calendar time (epidemiological weeks 25-28, 29-31, 32-34, and 35-38), STI tests
 535 and diagnosis (no test for STI, only negative STI test results, ≥ 1 positive STI test results), ethnocultural background (French
 536 Canadian, English Canadian, other/do not know/PNA), immunosuppression (yes/no), HIV status/PrEP use according to
 537 questionnaire (HIV infection, no HIV infection without PrEP, no HIV infection with PrEP), contact with a person who has mpox
 538 symptoms (yes, no, do not know/PNA), number of sexual partners (0, only regular partners, 1-2 non-regular, 3-4 non-regular, 5+
 539 non-regular, do not know/PNA), drug use before or during sexual activity (yes, no, do not know/PNA), sex involving > 2 people
 540 (yes, no, do not know/PNA), attending sex-on-premise venues (yes, no, do not know/PNA), skin-to-skin contacts during a festive
 541 event (yes, no, do not know).

542