

1

2 The Challenges of Surveying Heavy-tail Distributions for Use in
3 Infectious Disease Dynamics

4

5 Michael E. DeWitt^{1,2} Nicholas Kortessis² John W. Sanders¹ Candice J. McNeil¹

6 **1** Section on Infectious Diseases, Wake Forest University School of Medicine,

7 Winston-Salem, NC, USA

8 **2** Department of Biology, Wake Forest University, Winston-Salem, NC, USA

9 Corresponding author: medewitt@wakehealth.edu

10 Abstract

11 Sexual networks often have heavy-tails, where a small number of exceptional individuals in a
12 population have many more sexual partners than the average (e.g., more than five standard
13 deviations). Heavy-tails pose challenges when surveying this group, as these exceptional in-
14 dividuals are uncommon in the population (and so hard to detect), but have disproportionate
15 impact on epidemiological questions, such as those related to the spread of sexually transmit-
16 ted diseases. In essence, omitting these individuals is a severe error. In this modeling study,
17 we use prior estimates of the distribution of sexual partners amongst men who have sex with
18 men to explore the implication of different sample sizes on survey estimates. We find that
19 even large surveys consistently fail to capture the variance of the sexual network. Surveys of
20 heavy-tailed sexual networks should be designed with this high variance in mind so as not to
21 underestimate the disease dynamics. The failure to adequately capture the variance within
22 a heavy-tailed network has strong implications for infectious disease dynamics and modeling
23 as disease dynamics are often driven by the heavy-tail.

24 Introduction

25 In early 2022, mpox (formerly known as monkeypox) emerged out of traditionally endemic
26 areas of eastern and central Africa and was identified across the world [1]. Monkeypox virus,
27 the virus which causes mpox, was traditionally thought to have lower epidemic potential due
28 to low rates of human-to-human transmission [2]. Human-to-human transmission typically
29 occurs by close and prolonged skin-to-skin contact, in addition to fomites and respiratory
30 droplets [3]. Prior epidemiological analysis and modeling studies had estimated basic repro-
31 duction numbers less than 1, indicating low potential for epidemic growth [2, 4]. However,
32 many gay, bisexual, and other men who have sex with men were being diagnosed after re-
33 ported sexual contact [5], suggesting sustained mpox spread. Mathematical modeling studies
34 were conducted to explain mpox spread despite the thought that the disease should stutter
35 to a stop. These studies indicated that the highly diffuse sexual networks among men who
36 have sex with men may allow for the virus to achieve a basic reproduction number greater
37 than one [6]. Furthermore, Endo and colleagues have referred to their findings as evidence
38 of "heavy-tailed sexual contact networks", a concept related to probability distributions in
39 which probability density for larger values is higher than that of the exponential distribution.
40 This phenomena relates to the superspreader phenomena which has been observed in other
41 infectious disease processes where a few infections generate a large number of infections due
42 to large variations in individual infectiousness[7, 8]. In the context of sexual networks, there
43 is extremely high variability between reported sexual partners with a very small proportion
44 of individuals having accounting for most sexual partners (Fig. 1). These few, exceptional

45 individuals, greatly increase the population-level basic reproductive number. The outbreak
46 of mpox has shown that understanding the role of these sexual networks is vital in modeling
47 the potential for infectious disease transmission.

48 The role of sexual networks on the transmission dynamics of infections and sexually
49 transmitted infections more specifically has been well understood [9–12]. As
50 more contacts are made, there are more opportunities for infected hosts to transmit the
51 pathogen to their contacts. These insights have been integrated into many mathematical
52 models estimating how infections move within sexual networks [13, 14]. However, many of
53 the data used to generate the network models are limited in the number of participants due
54 to the private nature of the data and the vast heterogeneity in sexual practices. As shown by
55 Endo et al., the heavy-tail of the number of partners complicates understanding these unseen
56 networks [6]. Furthermore, the role that sample size plays in appropriately capturing the
57 heterogeneity of these heavy-tailed networks remains largely unexplored. Achieving proper
58 estimates for modeling sexual networks is vital in developing strategies for disease control
59 and outbreak prevention. In this paper we explore the implications of different sample sizes
60 given existing literature on sexual networks.

61 **Material and Methods**

62 **Data sources**

63 Following the work of Endo et al. we examine the truncated discrete Weibull distributions
64 which were fitted to empirical data from sexual partnerships from the National Surveys of

65 Sexual Attitudes and Lifestyles (NATSAL) from three survey waves: Natsal-2 (1999–2000;
66 12,110 participants) (26), Natsal-3 (2010–2012; 15,162 participants) [6, 15]. The NATSAL
67 data includes information on the reported number of sexual partners over a given year for
68 those aged 18-44. In this analysis we considered only the distribution of partners amongst
69 men who have sex with other men (MSM) which were estimated from 409 participants in
70 the combined data sets. The Weibull distribution, a continuous probability distribution
71 with support for positive real numbers, has two parameters: a scale parameter α and shape
72 parameter β . The shape of the distribution is primarily governed by the scale parameter
73 with values less than one resulting in more mass towards zero while scale values greater
74 than one have more mass in the tails. However, the mass in the tails is greater than that
75 of the exponential distribution. When the scale parameter is one, the Weibull distribution
76 reduces to the exponential distribution, a distribution which is commonly used to model
77 the number of contacts in social networks. In order to account for the discrete nature of
78 sexual partners, we passed the continuous estimates generated from the Weibull distribution
79 through a Poisson distribution in order to account for the discrete nature of sexual contacts.
80 We utilized the parameter estimates for MSM sexual networks from Endo et al. in (Table
81 1). These parameters result in a mean number of annual sexual partners of 9.24 amongst
82 MSM, however, nearly 70% of the population has fewer than 5 partners, but nearly 5% have
83 more than 30 (Fig. 1). The estimates for this distribution are broadly consistent with the
84 findings from the 4,904 participant study by Weiss and colleagues who found a mean number
85 of annual active partners of 8.5 [13].

α	β
0.1	1.36e-9

Table 1: Weibull distribution parameters estimates from Endo et al.

86 **Estimation of survey representativeness**

87 To understand the role of sample size on estimates of the number of sexual partners within an
88 MSM network, we generated a synthetic population of 100,000 participants using a truncated
89 Weibull distribution to represent the population of MSM and their number of sexual partners
90 in a given geography. Similar methods have been described previously [6, 16] to approximate
91 the distribution of contacts. We then sampled this synthetic population with increasing
92 sample sizes and calculated summary statistics. This process was repeated for 1,000 different
93 synthetic populations.

94 For each sample size, we calculated several summary statistics including the statistical
95 coverage of the true mean number of sexual partners, the mean absolute error (MAE), and
96 mean absolute percent error (MAPE). In order to assess the statistical coverage, the sam-
97 pled values were fit using a Poisson model and the estimated rate parameter was recorded.
98 The use of the Poisson distribution for contacts approximates an Erdos-Renyi model for
99 the distribution of contacts in a random network [17]. Erdos-Renyi models are often used
100 to parameterize network models for random network connections and have been used exten-
101 sively in modeling sexual partnerships [13, 18]. To examine the results in the context of
102 epidemiological estimates, we then used the properties of the sample to estimate the basic
103 reproduction number, R_0 , given a recover rate, γ , of 10 days and a contact rate, β , of 0.1%.
104 Assuming that sexual partnerships are formed at random and in proportion to their count,

105 we utilized the methodology described in Keeling and Rohani to estimate the contact rate
106 using the mean, \mathbf{M} , and variance, \mathbf{V} , of the number of contacts in the network as shown in
107 equation 1 [19].

$$R_0 = \frac{\mathbf{M}^2 + \mathbf{V} \beta}{\mathbf{M} \gamma} \quad (1)$$

108 When generating synthetic populations, the heavy-tailed distribution was observed in the
109 quantity of individuals who have a greater number of partners(Figure 1).

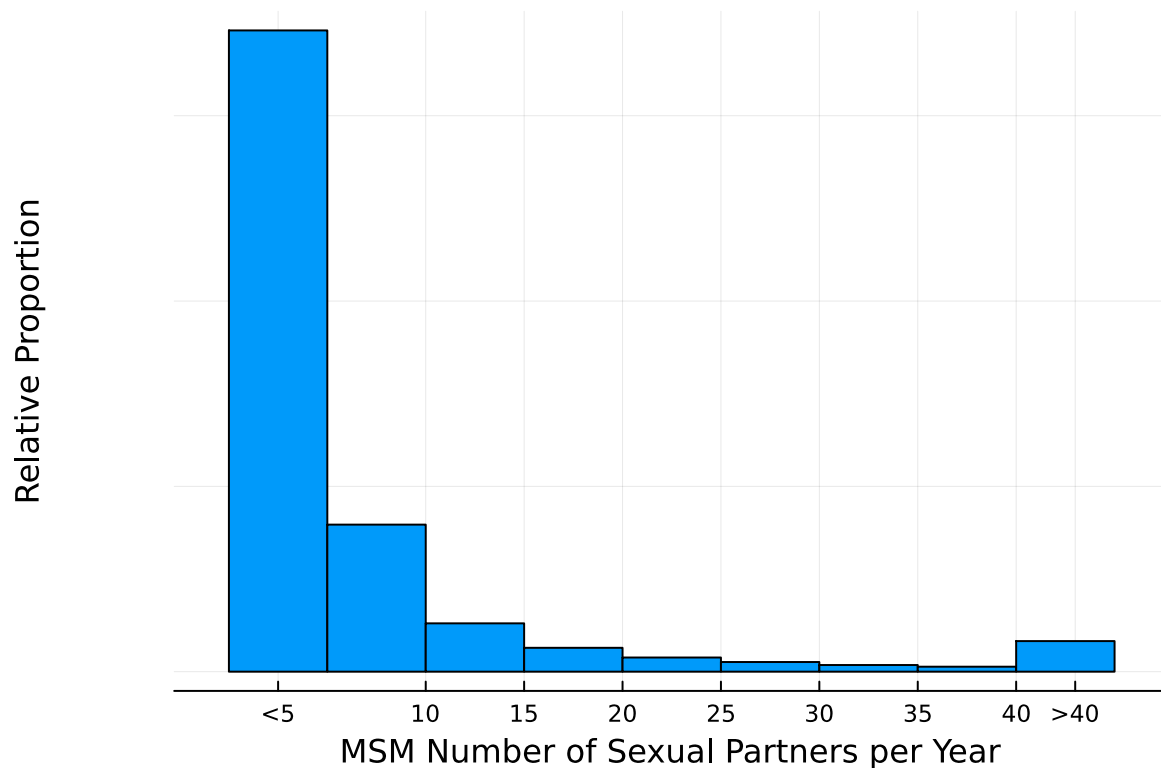


Figure 1: **Distribution of sexual partners drawn from a truncated Weibull distribution.**

110 Results

111 We found that poor coverage of the true mean number of partners was observed under all
112 sampling strategies (Figure 2).

113 When examining the estimates, we find that surveys with smaller sample sizes consistently
114 underestimated the true number of sexual partners (Figure 5, panel A). Similarly, because
115 of this underestimation of the mean number of partners as associated smaller estimated
116 variance, the true basic reproduction number was generally underestimated (Figure 5, panel
117 B). In essence, it is much more likely to sample individuals with below average number of
118 sexual contacts than above average sexual contacts, which consistently biases estimates of
119 the mean to be lower than the true value.

120 When investigating the average expected bias of the estimate across all iterations of
121 a given sample size, we found that there was no clear convergence to a single value for
122 bias (Figure 4, panel A). Similarly when examining the average proportion of the true
123 variance captured compared to the true variance, we find that the variance was consistently
124 underestimated (Figure 4, panel B).

125 However as the sample size increased both the mean absolute error and the mean absolute
126 percent error began to converge after samples of 2,000 individuals were reached (Figure 3,
127 panels A and B).

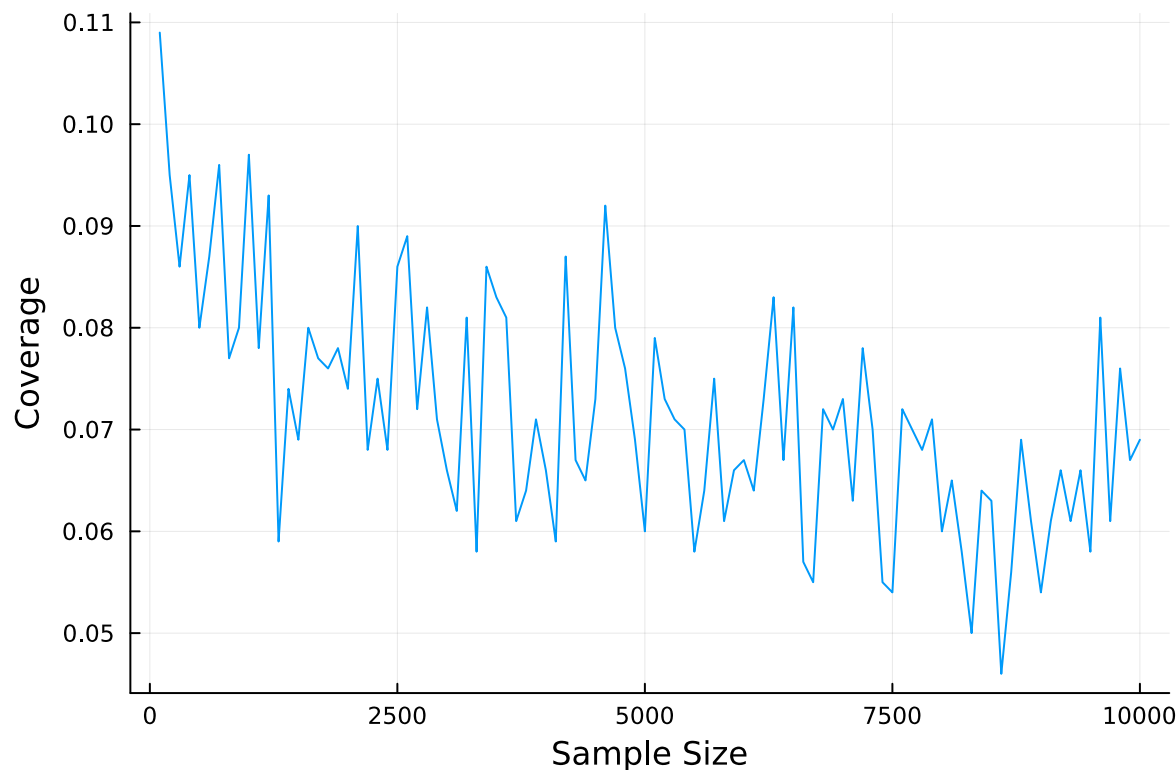


Figure 2: **Statistical coverage of the true mean number of sexual partners in the synthetic population based on survey sample size.**

128 Discussion

129 In our study of different surveying approaches of heavy-tailed networks, we found poor
130 statistical coverage of the mean number of partners. We found that the average error,
131 both on absolute (MAE) and proportional scales (MAPE) decreased rapidly after 2,000
132 individuals were sampled. Given the poor statistical coverage and consistent underestimation
133 of the true variance of the network, estimates of the basic reproduction number for contact
134 networks expected to have heavy tails are bound to be biased far below their true value.
135 And the heavier the tail, the larger the bias in estimation of the basic reproductive number
136 specifically and transmission rates more generally. In essence, the individuals most influential

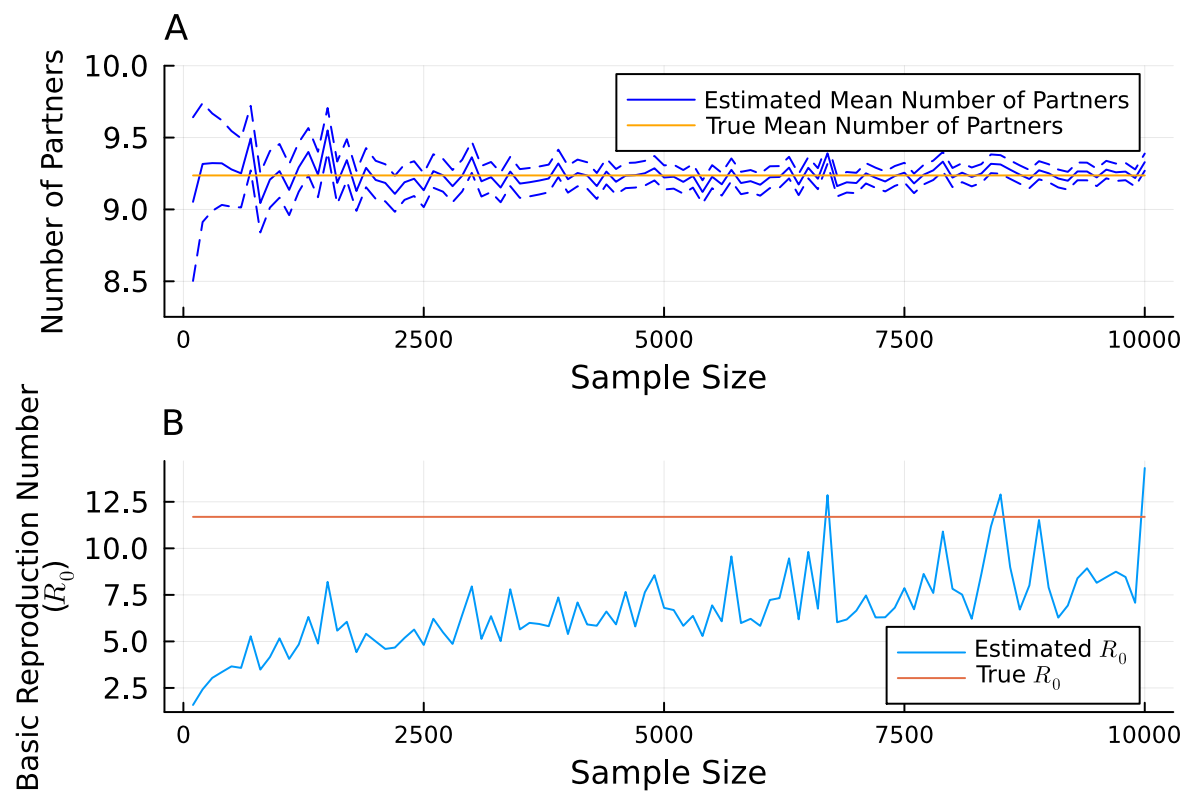


Figure 3: The estimated and true values of the mean number of sexual partners, 95% confidence intervals from a Poisson regression shown (A). The calculated and true contact rate given synthetic epidemiological parameters (B).

137 on transmission are scarce in the population and are unlikely to be sampled.

138 These findings suggest that when surveying heavy-tailed social networks, many more
139 individuals need to be sampled than is standard in most approaches assuming distributions
140 closer to normal. As such, care must be taken to sample a sufficient number of the population
141 in order to properly characterize these networks. These findings have strong implications for
142 future field surveillance and modeling efforts.

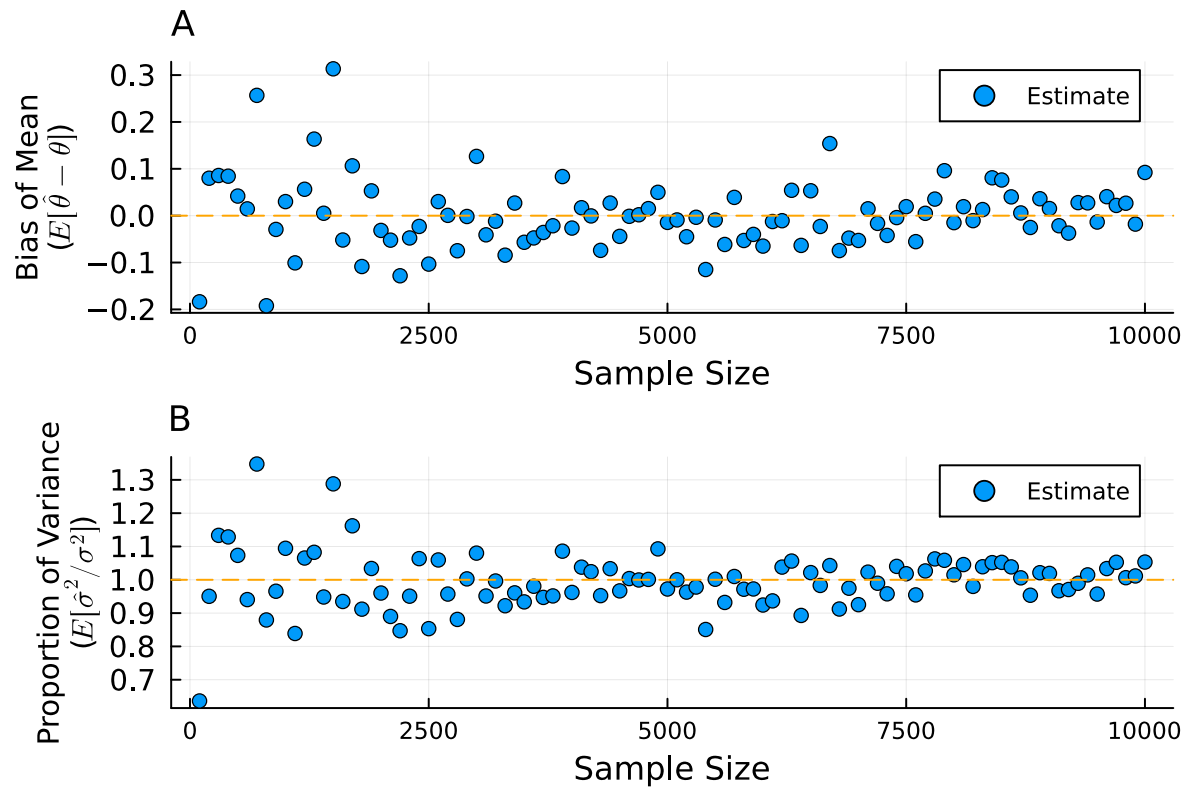


Figure 4: The mean value of the bias for the average number of sexual partners based on the sample size (A). The mean proportion of the variance in the number of sexual partners recovered as a function of the sample size (B).

143 Challenges of heavy-tailed distributions

144 A key finding of this analysis is that because of extreme events, here sexual partners, the
145 mean degree of the network will be poorly measured if insufficient samples of the population
146 are taken. As demonstrated in our modeling study, this is further complicated by the fact
147 that there did not appear to be convergence to a consistent value of bias as the sample size
148 increase. Additionally, because of the large samples required to capture comparatively rare,
149 extreme events, the variance estimates in smaller samples will fail to capture the true, larger
150 variance of the population. As the proportion of the population in the heavy-tail of the
151 distribution increases, the total variance will increase. Thus for the same estimator, more

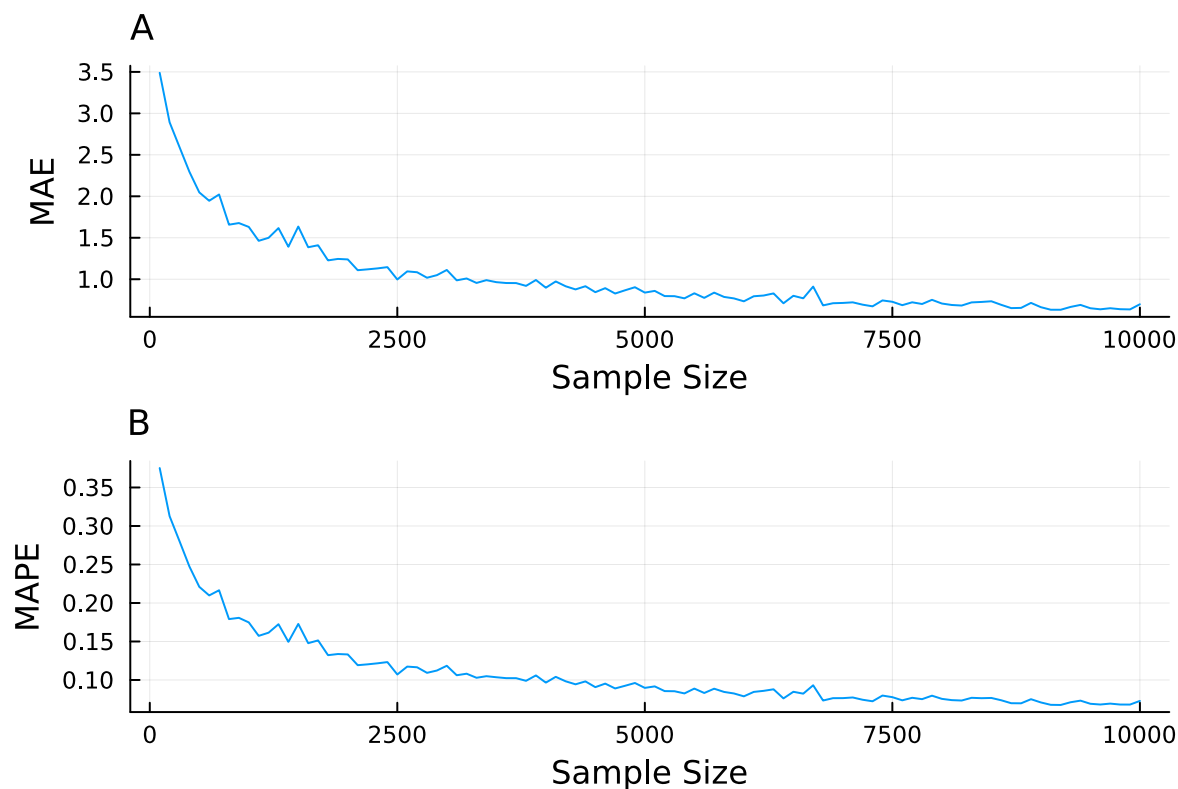


Figure 5: **The estimated and true values of the mean number of sexual partners, 95% confidence intervals from a Poisson regression shown (A). The calculated and true contact rate given synthetic epidemiological parameters (B).**

152 samples will be required in heavy-tailed distributions than distributions with thinner tails.
153 Use of the Poisson distribution to model these effects will result in overconfidence in the
154 uncertainty surrounding the estimates of the rate parameter due to the high variance of the
155 true parameter despite growing sample sizes.

156 **Infectious disease dynamics**

157 Early studies of the dynamics of sexually transmitted infections in social networks resulted in
158 discovery of reservoirs of infectious diseases due to heterogeneous mixing patterns of partners
159 [20, 21]. Dense, heavy-tailed sexual networks allow for higher persistence of infection due

160 to their scale free nature [22–24]. This is in contrast to so called ”small-world” networks
161 which are best displayed as ring lattice where local connections tends to die out because
162 of local pockets of immunity [16]. Additionally, sexual networks have been shown to be
163 highly diffuse with partners traveling across domestic and international boundaries [25, 26].
164 Providing reliable estimates for these networks is vital in forming interventions to reduce the
165 likelihood of outbreaks and controlling infection. Importantly, the role these networks play
166 extends to understanding the dynamics of multi-drug resistance organisms such as *Neisseria*
167 *gonorrhoeae* [27] and sexually transmitted *Shigella flexneri* [28]. It is because of the long
168 tails of these distributions that there is a higher potential risk for explosive outbreaks and
169 persistence with the human population.

170 Better characterization of these networks could be performed to supplement the informa-
171 tion regarding the number of partners. Information about demographics, travel history, and
172 other potential features of a given population could be used to supplement partner informa-
173 tion to better capture the true network dynamics. For example, knowledge of participation
174 in group sexual activities could allow modelers to better capture information about the
175 long tail of sexual activities, estimate this population size and thus inform not only survey
176 approaches but also better understand how disease may move within the network.

177 **Implications for modelers**

178 These findings suggest that higher rates of survey participants may be needed in order to
179 more fully capture the dynamics of these heavy-tailed network. Because the infectious disease
180 dynamics of these networks is largely driven by the heavy-tail of the distribution is it vital

181 that care is taken to adequately capture the bias and variance. As we have shown in our
182 simulation, depending on the sample size, the estimated basic reproduction number from a
183 sample for a pathogen could be 5 times lower than the true value (Figure 5, panel A). This
184 has large implications for the anticipated number of cases, potential number of hospitals, and
185 depending on the virulence, the number of deaths. Furthermore, different control strategies
186 might be adopted with information regarding the basic reproduction number [29].

187 Furthermore, modeling studies have shown that when risk-based models are used, the
188 binning strategy for risk can have an impact on the inferences [30]. Furthermore, there
189 are likely additional spatial, behavioral, and psycho-social phenomena that may need to be
190 captured in order to capture how these social networks are connected. We did not assess the
191 role of assortative mixing or homophily where those who are more like one another associate
192 more strongly. Studies have shown that outbreak dynamics and effectiveness of different
193 intervention strategies may differ depending on the overall contact structure and the degree
194 of assortative mixing [31, 32]. As more data become available, these demographic, social,
195 and spatial features could be used to better capture the tail behavior in models considering
196 dense sexual networks. In the absence of data, modeler should be sensitive to the fact that
197 existing data may categorically underestimate the true variance in networks and conduct
198 sensitivity analysis to capture the fuller range of possibilities.

199 **Financial support**

200 MD and CM receive support administered through the US Centers for Disease Control
201 and Prevention's Epidemiology and Laboratory Capacity for the Prevention and Control of
202 Infectious Diseases Cooperative Agreement (CK19-1904) for Strengthening the US Response
203 to Resistant Gonorrhea.

204 **Conflicts of interest**

205 All authors have no relevant conflicts of interest to disclose.

206 **Data availability**

207 All data and code are stored in a publicly available GitHub repository (<https://github.com/wf-id/heavy-tail-sampling>).

209 **Author contribution**

210 All authors contributed equally to the research design, data collection, formal analysis, in-
211 terpretation of the results, and writing of the paper.

212 References

- 213 1. Gessain, A., Nakoune, E. & Yazdanpanah, Y. Monkeypox. *New England Journal of*
214 *Medicine* **387** (ed Hardin, C. C.) 1783–1793. ISSN: 0028-4793, 1533-4406. [http://www.](http://www.nejm.org/doi/10.1056/NEJMra2208860)
215 [nejm.org/doi/10.1056/NEJMra2208860](http://www.nejm.org/doi/10.1056/NEJMra2208860) (2023) (Nov. 10, 2022).
- 216 2. Jezek, Z. *et al.* Four Generations of Probable Person-to-Person Transmission of Human
217 Monkeypox. *American Journal of Epidemiology* **123**, 1004–1012. ISSN: 0002-9262. pmid:
218 3010703 (June 1986).
- 219 3. Organization, W. H. *Monkeypox* [https://www.who.int/news-room/fact-sheets/](https://www.who.int/news-room/fact-sheets/detail/monkeypox)
220 [detail/monkeypox](https://www.who.int/news-room/fact-sheets/detail/monkeypox) (2022).
- 221 4. Fine, P. E. M., JEZEK, Z., Grab, B. & Dixon, H. The Transmission Potential of Mon-
222 keypox Virus in Human Populations. *International Journal of Epidemiology* **17**, 643–
223 650. ISSN: 0300-5771. <https://doi.org/10.1093/ije/17.3.643> (2022) (Sept. 1,
224 1988).
- 225 5. DeWitt, M. E. *et al.* Global Monkeypox Case Hospitalisation Rates: A Rapid Systematic
226 Review and Meta-Analysis. *eClinicalMedicine* **54**, 101710. ISSN: 2589-5370. [https:](https://www.sciencedirect.com/science/article/pii/S2589537022004400)
227 [//www.sciencedirect.com/science/article/pii/S2589537022004400](https://www.sciencedirect.com/science/article/pii/S2589537022004400) (2022)
228 (Dec. 1, 2022).
- 229 6. Endo, A. *et al.* Heavy-Tailed Sexual Contact Networks and Monkeypox Epidemiology
230 in the Global Outbreak, 2022. *Science* **0**, eadd4507. [https://www.science.org/doi/](https://www.science.org/doi/full/10.1126/science.add4507)
231 [full/10.1126/science.add4507](https://www.science.org/doi/full/10.1126/science.add4507) (2022) (Sept. 22, 2022).

- 232 7. Lloyd-Smith, J. O., Schreiber, S. J., Kopp, P. E. & Getz, W. M. Superspreading and
233 the effect of individual variation on disease emergence. en. *Nature* **438**. Citation Key:
234 lloyd-smithSuperspreadingEffectIndividual2005, 355–359. ISSN: 1476-4687. [https://](https://www.nature.com/articles/nature04153)
235 www.nature.com/articles/nature04153 (Nov. 2005).
- 236 8. Endo, A., for the Mathematical Modelling of Infectious Diseases COVID-19 Working
237 Group, C., Abbott, S., Kucharski, A. J. & Funk, S. Estimating the overdispersion
238 in COVID-19 transmission using outbreak sizes outside China. en. *Wellcome Open*
239 *Research* **5**. Citation Key: endoEstimatingOverdispersionCOVID192020, 67. ISSN: 2398-
240 502X. <https://wellcomeopenresearch.org/articles/5-67/v1> (Apr. 2020).
- 241 9. Keeling, M. J. The Effects of Local Spatial Structure on Epidemiological Invasions.
242 *Proceedings of the Royal Society B: Biological Sciences* **266**, 859–867. ISSN: 0962-8452.
243 pmid: 10343409. <https://www.ncbi.nlm.nih.gov/pmc/articles/PMC1689913/>
244 (2023) (Apr. 22, 1999).
- 245 10. Eames, K. T. D. & Keeling, M. J. Modeling Dynamic and Network Heterogeneities
246 in the Spread of Sexually Transmitted Diseases. *Proceedings of the National Academy*
247 *of Sciences* **99**, 13330–13335. [https://www.pnas.org/doi/abs/10.1073/pnas.](https://www.pnas.org/doi/abs/10.1073/pnas.202244299)
248 [202244299](https://www.pnas.org/doi/abs/10.1073/pnas.202244299) (2022) (Oct. 2002).
- 249 11. Keeling, M. J. & Eames, K. T. D. Networks and Epidemic Models. *Journal of the Royal*
250 *Society, Interface* **2**, 295–307. ISSN: 1742-5689. pmid: 16849187 (Sept. 22, 2005).

- 251 12. Read, J. M. & Keeling, M. J. Disease Evolution on Networks: The Role of Contact Struc-
252 ture. *Proceedings. Biological Sciences* **270**, 699–708. ISSN: 0962-8452. pmid: 12713743
253 (Apr. 7, 2003).
- 254 13. Weiss, K. M. *et al.* Egocentric Sexual Networks of Men Who Have Sex with Men in the
255 United States: Results from the ARTnet Study. *Epidemics* **30**, 100386. ISSN: 1755-4365.
256 <https://www.sciencedirect.com/science/article/pii/S1755436519301409>
257 (2023) (Mar. 1, 2020).
- 258 14. Spicknall, I. H. *et al.* Modeling the Impact of Sexual Networks in the Transmission of
259 *Monkeypox Virus* Among Gay, Bisexual, and Other Men Who Have Sex with Men —
260 United States, 2022. *MMWR. Morbidity and Mortality Weekly Report* **71**, 1131–1135.
261 ISSN: 0149-2195, 1545-861X. [http://www.cdc.gov/mmwr/volumes/71/wr/mm7135e2.](http://www.cdc.gov/mmwr/volumes/71/wr/mm7135e2.htm?s_cid=mm7135e2_w)
262 [htm?s_cid=mm7135e2_w](http://www.cdc.gov/mmwr/volumes/71/wr/mm7135e2.htm?s_cid=mm7135e2_w) (2023) (Sept. 2, 2022).
- 263 15. Johnson, A., of Hygiene and Tropical Medicine. Centre for Sexual and Reproductive
264 Health Research, L. S., Research, N. S. & Mercer, C. *National Survey of Sexual At-*
265 *titudes and Lifestyles, 2010-2012: Secure Access* (May 25, 2017). [https://beta.](https://beta.ukdataservice.ac.uk/datacatalogue/doi/?id=8178)
266 [ukdataservice.ac.uk/datacatalogue/doi/?id=8178](https://beta.ukdataservice.ac.uk/datacatalogue/doi/?id=8178) (2023).
- 267 16. Ferrari, M. J., Bansal, S., Meyers, L. A. & Bjørnstad, O. N. Network Frailty and the
268 Geometry of Herd Immunity. *Proceedings of the Royal Society B: Biological Sciences*
269 **273**, 2743–2748. ISSN: 0962-8452. pmid: 17015324. [https://www.ncbi.nlm.nih.gov/](https://www.ncbi.nlm.nih.gov/pmc/articles/PMC1635496/)
270 [pmc/articles/PMC1635496/](https://www.ncbi.nlm.nih.gov/pmc/articles/PMC1635496/) (2023) (Nov. 7, 2006).

- 271 17. Bollobás, B. *Random Graphs* 2nd ed. *Cambridge Studies in Advanced Mathematics*
272 **73**. 498 pp. ISBN: 978-0-521-80920-7 978-0-521-79722-1 (Cambridge University Press,
273 Cambridge ; New York, 2001).
- 274 18. Datta, S., Mercer, C. H. & Keeling, M. J. Capturing sexual contact patterns in mod-
275 elling the spread of sexually transmitted infections: Evidence using Natsal-3. en. *PLoS*
276 *ONE* **13**. Citation Key: dattaCapturingSexualContact2018. [https://www.ncbi.nlm.](https://www.ncbi.nlm.nih.gov/pmc/articles/PMC6211691/)
277 [nih.gov/pmc/articles/PMC6211691/](https://www.ncbi.nlm.nih.gov/pmc/articles/PMC6211691/) (2018).
- 278 19. Keeling, M. J. & Rohani, P. *Modeling Infectious Diseases in Humans and Animals* ISBN:
279 978-0-691-11617-4. [https://press.princeton.edu/books/hardcover/9780691116174/](https://press.princeton.edu/books/hardcover/9780691116174/modeling-infectious-diseases-in-humans-and-animals)
280 [modeling-infectious-diseases-in-humans-and-animals](https://press.princeton.edu/books/hardcover/9780691116174/modeling-infectious-diseases-in-humans-and-animals) (2022) (Princeton Uni-
281 versity Press, Oct. 28, 2007).
- 282 20. Klodahl, A. S. *et al.* Social Networks and Infectious Disease: The Colorado Springs
283 Study. *Social Science & Medicine* (1982) **38**, 79–88. ISSN: 0277-9536. pmid: 8146718
284 (Jan. 1994).
- 285 21. Stigum, H., Falck, W. & Magnus, P. The Core Group Revisited: The Effect of Partner
286 Mixing and Migration on the Spread of Gonorrhoea, Chlamydia, and HIV. *Mathematical*
287 *Biosciences* **120**, 1–23. ISSN: 0025-5564. [https://www.sciencedirect.com/science/](https://www.sciencedirect.com/science/article/pii/S0025556494900361)
288 [article/pii/0025556494900361](https://www.sciencedirect.com/science/article/pii/S0025556494900361) (2023) (Mar. 1, 1994).
- 289 22. Pastor-Satorras, R. & Vespignani, A. Epidemic Spreading in Scale-Free Networks.
290 *Physical Review Letters* **86**, 3200–3203. [https://link.aps.org/doi/10.1103/](https://link.aps.org/doi/10.1103/PhysRevLett.86.3200)
291 [PhysRevLett.86.3200](https://link.aps.org/doi/10.1103/PhysRevLett.86.3200) (2023) (Apr. 2, 2001).

- 292 23. Schneeberger, A. *et al.* Scale-Free Networks and Sexually Transmitted Diseases: A De-
293 scription of Observed Patterns of Sexual Contacts in Britain and Zimbabwe. *Sexu-*
294 *ally Transmitted Diseases* **31**, 380. ISSN: 0148-5717. [https://journals.lww.com/](https://journals.lww.com/stdjournal/Fulltext/2004/06000/Scale_Free_Networks_and_Sexually_Transmitted.12.aspx)
295 [stdjournal/Fulltext/2004/06000/Scale_Free_Networks_and_Sexually_Transmitted.](https://journals.lww.com/stdjournal/Fulltext/2004/06000/Scale_Free_Networks_and_Sexually_Transmitted.12.aspx)
296 [12.aspx](https://journals.lww.com/stdjournal/Fulltext/2004/06000/Scale_Free_Networks_and_Sexually_Transmitted.12.aspx) (2023) (June 2004).
- 297 24. Ferguson, N. M. & Garnett, G. P. More Realistic Models of Sexually Transmitted Dis-
298 ease Transmission Dynamics: Sexual Partnership Networks, Pair Models, and Moment
299 Closure. en-US. *Sexually Transmitted Diseases* **27**. Citation Key: fergusonMoreReal-
300 isticModels2000, 600. ISSN: 0148-5717. [https://journals.lww.com/stdjournal/](https://journals.lww.com/stdjournal/Fulltext/2000/11000/More_Realistic_Models_of_Sexually_Transmitted.8.aspx)
301 [Fulltext/2000/11000/More_Realistic_Models_of_Sexually_Transmitted.8.](https://journals.lww.com/stdjournal/Fulltext/2000/11000/More_Realistic_Models_of_Sexually_Transmitted.8.aspx)
302 [aspx](https://journals.lww.com/stdjournal/Fulltext/2000/11000/More_Realistic_Models_of_Sexually_Transmitted.8.aspx) (Nov. 2000).
- 303 25. Ibanhes, F. H. *et al.* Sexuality Transmitted Infections Risk and Interstate Sexual Net-
304 works among Men Who Have Sex with Men in New England. *Sexually Transmitted*
305 *Diseases* **Publish Ahead of Print**. ISSN: 1537-4521, 0148-5717. [https://journals.](https://journals.lww.com/10.1097/OLQ.0000000000001823)
306 [lww.com/10.1097/OLQ.0000000000001823](https://journals.lww.com/10.1097/OLQ.0000000000001823) (2023) (Apr. 20, 2023).
- 307 26. Endo, A., Jung, S.-m. & Miura, F. Mpox Emergence in Japan: Ongoing Risk of Es-
308 tablishment in Asia. *The Lancet* **401**, 1923–1924. ISSN: 0140-6736, 1474-547X. pmid:
309 37269865. [https://www.thelancet.com/journals/lancet/article/PIIS0140-](https://www.thelancet.com/journals/lancet/article/PIIS0140-6736(23)00766-3/fulltext?dgcid=raven_jbs_etoc_email)
310 [6736\(23\)00766-3/fulltext?dgcid=raven_jbs_etoc_email](https://www.thelancet.com/journals/lancet/article/PIIS0140-6736(23)00766-3/fulltext?dgcid=raven_jbs_etoc_email) (2023) (June 10, 2023).
- 311 27. Giesecker, K. E. *et al.* Demographic and Epidemiological Characteristics Associated
312 With Reduced Antimicrobial Susceptibility to Neisseria Gonorrhoeae in the United

- 313 States, Strengthening the US Response to Resistant Gonorrhoea, 2018 to 2019. *Sexually*
314 *Transmitted Diseases* **48**, S118–S123. ISSN: 1537-4521. pmid: 34433798 (12S Suppl 2
315 Dec. 1, 2021).
- 316 28. Thorley, K. *et al.* Emergence of extensively drug-resistant and multidrug-resistant
317 *Shigella flexneri* serotype 2a associated with sexual transmission among gay, bisex-
318 ual, and other men who have sex with men, in England: a descriptive epidemiological
319 study. en. *The Lancet Infectious Diseases* **23**. Citation Key: thorleyEmergenceExten-
320 sivelyDrugresistant2023a, 732–739. ISSN: 1473-3099. [https://www.sciencedirect.](https://www.sciencedirect.com/science/article/pii/S1473309922008076)
321 [com/science/article/pii/S1473309922008076](https://www.sciencedirect.com/science/article/pii/S1473309922008076) (June 2023).
- 322 29. Fraser, C., Riley, S., Anderson, R. M. & Ferguson, N. M. Factors That Make an Infec-
323 tious Disease Outbreak Controllable. *Proceedings of the National Academy of Sciences*
324 **101**, 6146–6151. ISSN: 0027-8424, 1091-6490. pmid: 15071187. [https://www.pnas.](https://www.pnas.org/content/101/16/6146)
325 [org/content/101/16/6146](https://www.pnas.org/content/101/16/6146) (2020) (Apr. 20, 2004).
- 326 30. Suen, S.-c., Goldhaber-Fiebert, J. D. & Brandeau, M. L. Risk Stratification in Com-
327 partmental Epidemic Models: Where to Draw the Line? *Journal of theoretical biology*
328 **428**, 1–17. ISSN: 0022-5193. pmid: 28606751. [https://www.ncbi.nlm.nih.gov/pmc/](https://www.ncbi.nlm.nih.gov/pmc/articles/PMC5555315/)
329 [articles/PMC5555315/](https://www.ncbi.nlm.nih.gov/pmc/articles/PMC5555315/) (2023) (Sept. 7, 2017).
- 330 31. Gupta, S., Anderson, R. M. & May, R. M. Networks of sexual contacts: implications
331 for the pattern of spread of HIV. eng. *AIDS (London, England)* **3**. Citation Key: gup-
332 taNetworksSexualContacts1989, 807–817. ISSN: 0269-9370 (Dec. 1989).

- 333 32. Kiss, I. Z., Green, D. M. & Kao, R. R. The effect of network mixing patterns on
334 epidemic dynamics and the efficacy of disease contact tracing. *Journal of the Royal*
335 *Society Interface* **5**. Citation Key: kissEffectNetworkMixing2008a, 791–799. ISSN: 1742-
336 5689. <https://www.ncbi.nlm.nih.gov/pmc/articles/PMC2386895/> (July 2008).