

1 Burden of diarrhea and antibiotic use among children in low-resource settings preventable by  
2 *Shigella* vaccination: a simulation study

3

4 Stephanie A Brennhofer<sup>1</sup>, James A Platts-Mills<sup>1</sup>, Joseph A Lewnard<sup>2</sup>, Jie Liu<sup>3</sup>, Eric R Houpt<sup>1</sup>,  
5 Elizabeth T Rogawski McQuade<sup>4\*</sup>

6

7 <sup>1</sup>Division of Infectious Diseases & International Health, University of Virginia, Charlottesville,  
8 VA, USA

9

10 <sup>2</sup>Division of Epidemiology, School of Public Health, University of California, Berkeley,  
11 California, USA

12

13 <sup>3</sup>School of Public Health, Qingdao University, Qingdao, Shandong, China

14

15 <sup>4</sup>Department of Epidemiology, Rollins School of Public Health, Emory University, Atlanta, GA,  
16 USA

17

18 \* Corresponding author:

19 E-mail: [erogaws@emory.edu](mailto:erogaws@emory.edu)

20 **ABSTRACT**

21 **Background** *Shigella* is a leading cause of diarrhea and dysentery in children in low resource  
22 settings, which is frequently treated with antibiotics. The primary goal of a *Shigella* vaccine  
23 would be to reduce mortality and morbidity associated with *Shigella* diarrhea. However,  
24 ancillary benefits could include reducing antibiotic use and antibiotic exposures for bystander  
25 pathogens carried at the time of treatment, specifically for fluoroquinolones and macrolides  
26 (F/M), which are the recommended drug classes to treat dysentery.

27  
28 **Methods** We used data from the Etiology, Risk Factors, and Interactions of Enteric Infections  
29 and Malnutrition and the Consequences for Child Health and Development (MAL-ED) study to  
30 estimate the impact of two one-dose (6 or 9 months) and three two-dose (6 & 9 months, 9 & 12  
31 months, and 12 & 15 months) *Shigella* vaccines on diarrheal episodes, overall antibiotic use, and  
32 F/M use. Further, we considered additional protection through indirect and boosting effects. To  
33 estimate the absolute and relative reductions in the incidence of diarrhea and antibiotic use under  
34 each vaccination scenario, Monte Carlo simulations with random sampling were performed.

35  
36 **Findings** We analyzed 9392 diarrhea episodes and 15697 antibiotic courses among 1715  
37 children in the MAL-ED birth cohort study. There were 273.8 diarrhea episodes, 30.6 shigellosis  
38 episodes, and 457.6 antibiotic courses per 100-child years. A *Shigella* vaccine given at 9 & 12  
39 months prevented 1.7 (95% CI: 1.3, 2.1) severe *Shigella* diarrhea episodes (46.5% reduction),  
40 11.0 (95% CI: 10.0, 11.9) *Shigella* diarrhea episodes of any severity (35.9% reduction), 3.1 (95%  
41 CI: 2.6, 3.7) F/M courses (2.9% reduction overall), 5.8 (95% CI: 5.2, 6.6) antibiotic courses  
42 (1.0% reduction overall), and 6.3 (95% CI: 5.2, 7.5) F/M (3.2% reduction) and 11.2 (95% CI:

43 9.7, 12.9) antibiotic (1.2% reduction) exposures to bystander pathogens, respectively, per 100-  
44 child years.

45

46 **Interpretation** A *Shigella* vaccine could make substantial reductions in *Shigella* diarrhea,  
47 antibiotic use to treat shigellosis, and bystander exposures due to shigellosis treatment. However,  
48 the reductions in overall diarrhea episodes and antibiotic use would be modest.

49

50 **Funding** Wellcome Trust, Bill & Melinda Gates Foundation

51 **INTRODUCTION**

52 *Shigella* is a leading cause of diarrhea and dysentery in children under the age of five in low- and  
53 middle- income countries (LMICs)<sup>1</sup>. In the multisite Etiology, Risk Factors, and Interactions of  
54 Enteric Infections and Malnutrition and the Consequences for Child Health and Development  
55 (MAL-ED) cohort study, *Shigella*-attributed diarrhea was found to have an incidence of 26.1  
56 episodes per 100 child years in the first two years of life.<sup>2</sup> There are several *Shigella* vaccines in  
57 the pipeline, of which three are in phase IIA and one in phase III trials.<sup>3</sup> The World Health  
58 Organization (WHO) recently published preferred product characteristics (PPC) for a *Shigella*  
59 vaccine,<sup>1</sup> and efforts are underway to define the full value proposition for such a vaccine. The  
60 primary goal of a *Shigella* vaccine is to prevent mortality and moderate-to-severe episodes of  
61 shigellosis with an efficacy target set by the WHO of 60% or more. Assuming this target can be  
62 met in trials conducted in ideal settings, real world estimates of the reduction in diarrhea  
63 episodes that would be expected after vaccine introduction are needed to predict population-level  
64 vaccine impact.

65  
66 Furthermore, a *Shigella* vaccine may produce ancillary benefits that need to be quantified,  
67 specifically reductions in antibiotic exposures since diarrhea is a major cause of antibiotic use.<sup>4,5</sup>  
68 Previous analyses have identified *Shigella* as a leading contributor to antibiotic consumption  
69 among children in low-resource settings.<sup>5</sup> In MAL-ED, *Shigella* was responsible for 14.8  
70 antibiotic courses per 100-child years.<sup>4</sup> Furthermore, 20.9% and 16.2% of all fluoroquinolone  
71 and macrolide courses given for diarrhea, respectively, were to treat shigellosis.<sup>4</sup>

72

73 Vaccine impact on fluoroquinolone/macrolide (F/M) use is of particular interest as they are the  
74 recommended treatment by the WHO for dysentery,<sup>6,7</sup> and 34% of dysentery cases in children  
75 under two years of age in the MAL-ED birth cohort were attributed to *Shigella*. Frequent use of  
76 antibiotics drives selection for drug resistant pathogens,<sup>8</sup> and drug-resistant shigellosis is of  
77 concern.<sup>6</sup> Azithromycin and fluoroquinolone resistant strains of *Shigella* are common in Asia  
78 and are growing in prevalence elsewhere.<sup>9–11</sup>

79  
80 In addition to preventing exposures to antibiotics for *Shigella*, a *Shigella* vaccine could further  
81 reduce selective pressure on asymptomatic enteric pathogens (i.e., bystander pathogens) present  
82 in the gut at the time of shigellosis treatment. Bystander pathogens are not the target of  
83 treatment, but nonetheless are still exposed to antibiotics and are therefore at risk for  
84 development of antimicrobial resistance (AMR). There were more than 7 antibiotic exposures  
85 per child-year for bystander enteropathogenic bacteria in MAL-ED.<sup>5</sup>

86  
87 To inform the vaccine value proposition, we aimed to quantify the potential impact of a *Shigella*  
88 vaccine on the incidence of *Shigella* diarrhea (severe and non-severe), all diarrhea, and antibiotic  
89 use in the first two years of life via various potential vaccination strategies. We considered  
90 different vaccine efficacies, dosing schedules, and types, including leaky vaccines (i.e.,  
91 prevention of a fraction of episodes in all children) and all-or-nothing vaccines (i.e., prevention  
92 of all episodes in a subset of children who are vaccine responders).<sup>12,13</sup> We also quantified the  
93 potential impact of indirect protection to children who were too young to be vaccinated and the  
94 impact of a vaccine that performs better for children who have been previously exposed to  
95 *Shigella*.

96

## 97 **METHODS**

### 98 **Study design and participants**

99 The MAL-ED study design has been previously detailed.<sup>14</sup> Briefly, this study was conducted at  
100 eight sites (Dhaka, Bangladesh; Fortaleza, Brazil; Vellore, India; Bhaktapur, Nepal; Loreto,  
101 Peru; Naushero Feroze, Pakistan; Venda, South Africa; and Haydom, Tanzania) from November  
102 2009 to February 2014. Children were enrolled within 17 days of birth and followed for two  
103 years. Fieldworkers conducted twice weekly home visits to collect information on daily  
104 antibiotic use and presence of illness. Stool samples were collected monthly (non-diarrheal  
105 surveillance samples) and during diarrheal episodes. Diarrhea episodes were defined as three or  
106 more loose stools in a 24-hour period or the presence of blood in at least one stool. Diarrhea  
107 severity was determined by the modified Vesikari score, previously outlined.<sup>15</sup>

108

### 109 **Stool testing**

110 The QIAamp Fast DNA Stool Mini Kit (Qiagen) was used to extract total nucleic acid from the  
111 stool specimens.<sup>16</sup> To detect the presence of 29 enteropathogens via quantitative polymerase  
112 chain reaction (qPCR), TaqMan Array Cards (TAC) were run using AgPath One Step RT PCR  
113 kit (Thermo-Fisher).<sup>2</sup> The quantification cycle (Cq) to define pathogen detection was set to <35.  
114 *Shigella spp.* were detected by the *ipaH* gene, as previously outlined.<sup>2</sup>

115

### 116 **Modeled vaccine impacts**

117 We estimated the impact of vaccines on the following outcomes. First, *Shigella* diarrhea was  
118 defined as diarrhea episodes with an episode-specific attributable fraction for *Shigella* (AF<sub>e</sub>)

119 >0.5, regardless of other pathogens detected. AFeS were calculated as  $1 - (1/ORE)$ , where ORe  
120 was the pathogen-specific and quantity-specific odds ratio (OR) from a generalized linear mixed  
121 model associating pathogen quantity with diarrhea.<sup>2</sup> Second, severe *Shigella* diarrhea was  
122 defined as *Shigella* diarrhea with a modified Vesikari score >6.<sup>15</sup> Third, the number of severe  
123 diarrhea episodes of any etiology was defined as diarrhea due to any cause with a modified  
124 Vesikari score >6. Fourth, diarrhea episodes overall included any etiology and severity.

125  
126 For vaccine impacts on antibiotic use, we focused on F/Ms as specific drug classes of interest  
127 and additionally assessed any antibiotic use. Each diarrhea episode was considered treated with  
128 antibiotics if antibiotics were taken during any day of the illness episode. Antibiotic courses  
129 overall were defined by antibiotic courses given to the child for any reason, as previously  
130 determined.<sup>5</sup> Antibiotic courses were separated by two antibiotic-free days. Antibiotic exposures  
131 to bystander pathogens (i.e., pathogens present at the time of antibiotic treatment, but that did not  
132 cause the illness that was treated) were defined by linking each antibiotic course to the most  
133 recent stool sample collected in the preceding 30 days. Any bacterial pathogens (atypical  
134 enteropathogenic *Escherichia coli* (*E.coli*), *Campylobacter*, enteroaggregative *E. coli*,  
135 enterotoxigenic *E. coli*, and typical enteropathogenic *E. coli*) detected in the linked stool were  
136 assumed to be bystander pathogens during the antibiotic course.<sup>5</sup> Antibiotic exposures to  
137 bystander pathogens were attributed to the treatment of *Shigella* if the antibiotic course was  
138 given during a diarrhea episode with a *Shigella* AFe > 0.5.

139

140 **Vaccination scenarios**

141 The characteristics of our simulated *Shigella* vaccine were modeled after those outlined in the  
142 WHO's PPC for a *Shigella* vaccine<sup>1</sup> and those from vaccines currently in the pipeline. We  
143 considered one- and two- dose *Shigella* vaccines with multiple potential vaccine dosing  
144 schedules: a one-dose vaccine with administration at 6 months or 9 months, and two dose  
145 vaccines with administration at 6 & 9 months, 9 & 12 months, and 12 & 15 months (Table 1).  
146 Vaccine efficacy 14 days after the second dose against severe *Shigella* diarrhea was simulated at  
147 60% or 80% in separate scenarios. Efficacy against non-severe episodes was 40% and 60%,  
148 respectively. Vaccine efficacy between the first dose up to 14 days after the second dose was half  
149 that which was applied 14 days after the second dose. (Table 1).

150  
151 For scenarios that assumed the vaccine would produce indirect protection, we randomly selected  
152 20% of *Shigella* diarrhea episodes that occurred in children under the age of the first dose of  
153 vaccine administration to be prevented by the vaccine. These simulated levels of indirect  
154 protection were based on what was observed with the Vi-tetanus toxoid conjugate vaccine in  
155 Bangladesh.<sup>17</sup> For instance, under a scenario with vaccine doses administered at 9 & 12 months,  
156 20% of diarrhea episodes occurring in children under the age of 9 months were randomly  
157 prevented. For scenarios that assumed the vaccine would perform better among children  
158 previously exposed to *Shigella* (i.e., boosting protection), efficacy was increased by an absolute  
159 20% for *Shigella* diarrhea episodes that occurred in children who had a *Shigella* infection prior to  
160 administration of the first dose of the vaccine. For example, in the 9- & 12-month dosing vaccine  
161 scenario with 60% efficacy with 20% boosting effects, if a child was infected with *Shigella* prior  
162 to 9 months of age, their allocated efficacy went from 60% to 80%.

163



164 Our primary simulated vaccine was a leaky vaccine,<sup>12,13</sup> for which we applied a constant  
165 proportional reduction (equal to the efficacy) across all diarrhea episodes and antibiotic courses  
166 (i.e., the vaccine prevented 60% of all diarrhea episodes or antibiotic courses). In a sensitivity  
167 analysis, we simulated an all-or-nothing vaccine,<sup>12,13</sup> for which we selected a subset of children  
168 who were vaccine responders at random, the size of which was defined by vaccine efficacy, and  
169 prevented all diarrhea episodes and antibiotic courses in those children (i.e., all episodes among  
170 60% of children were prevented).

171  
172 Results reported primarily in the text correspond to a leaky vaccine with two doses at 9 and 12  
173 months with 60% efficacy since these characteristics may be the most realistic among the range  
174 of acceptable parameters outlined in the WHO's PPC.<sup>1</sup> Results from all other vaccination  
175 scenarios are described in the tables and figures.

176

## 177 **Statistical analysis**

178 To estimate the incidence of each diarrhea and antibiotic outcome defined above expected under  
179 each vaccination scenario, we performed Monte Carlo simulations using random sampling with  
180 replacement of children to a sample size of 50,000. For each simulation, we randomly selected  
181 *Shigella* diarrhea episodes from these children to be prevented by a probability equal to vaccine  
182 efficacy and calculated the incidence of each outcome excluding prevented episodes. In a no-  
183 vaccine scenario, no episodes were selected to be prevented. Estimates and confidence intervals  
184 were estimated by the median, 2.5<sup>th</sup> and 97.5<sup>th</sup> percentiles of 1,000 iterations of this procedure.

185 To quantify the expected reductions in the outcomes listed above, we estimated absolute and

186 relative differences and the percent change between each vaccine scenario and the no vaccine  
187 scenario.

188

189 All statistical analyses were performed via R software, version 4.0.2 (Foundation for Statistical  
190 Computing).

191

### 192 **Ethics approvals and data availability**

193 This study involves human participants. For the parent study, ethical approval was obtained from  
194 the Institutional Review Boards at the University of Virginia School of Medicine  
195 (Charlottesville, USA) (14595) and at each of the participating research sites: Ethical Review  
196 Committee, ICDDR,B (Bangladesh); Committee for Ethics in Research, Universidade Federal do  
197 Ceara; National Ethical Research Committee, Health Ministry, Council of National Health  
198 (Brazil); Institutional Review Board, Christian Medical College, Vellore; Health Ministry  
199 Screening Committee, Indian Council of Medical Research (India); Institutional Review Board,  
200 Institute of Medicine, Tribhuvan University; Ethical Review Board, Nepal Health Research  
201 Council; Institutional Review Board, Walter Reed Army Institute of Research (Nepal);  
202 Institutional Review Board, Johns Hopkins University; PRISMA Ethics Committee; Health  
203 Ministry, Loreto (Peru); Ethical Review Committee, Aga Khan University (Pakistan); Health,  
204 Safety and Research Ethics Committee, University of Venda; Department of Health and Social  
205 Development, Limpopo Provincial Government (South Africa); Medical Research Coordinating  
206 Committee, National Institute for Medical Research; Chief Medical Officer, Ministry of Health  
207 and Social Welfare (Tanzania). For the current study, we obtained ethical approval at the  
208 University of Virginia School of Medicine (Charlottesville, USA) (22398) and Emory University

209 (Atlanta, USA) (STUDY00003285). Participants gave informed consent to participate in the  
210 study before taking part. The statistical analysis plan is available at [osf.io/3asxh](https://osf.io/3asxh). Deidentified  
211 participant data from the MAL-ED study is publicly available at [ClinEpiDB.org](https://ClinEpiDB.org).

212

### 213 **Role of the funding source**

214 The funders of this study did not have any role in the study design, collection, analysis,  
215 interpretation of the data, writing of the report, nor in the decision to submit the paper for  
216 publication.

217

### 218 **RESULTS**

219 These analyses included 1715 children, of which 83% (n=1427) had at least one *Shigella*  
220 infection during their first two years of life (Table 2). There were 273.8 diarrhea episodes of any  
221 severity per 100 child-years (n=9392) and 30.6 *Shigella* diarrhea episodes per 100 child years  
222 (n=754). Caregivers reported 457.6 courses per 100 child years of antibiotics (n=15697),  
223 amongst which 110.1 courses per 100 child years (n=3775) were to treat diarrhea episodes of any  
224 etiology and of which 16.3 courses per 100 child years were attributable to *Shigella* diarrhea  
225 (n=427). Bystander pathogens had 646.1 (n=22161) and 32.9 (n=750) exposures to antibiotics  
226 per 100 child years resulting from any antibiotic use and resulting from the treatment of *Shigella*,  
227 respectively.

228

### 229 **Prevention of diarrhea**

230 A leaky *Shigella* vaccine given at 9 & 12 months with 60% efficacy would be expected to  
231 prevent 1.7 (95% CI: 1.3, 2.1) severe *Shigella* diarrhea episodes and 11.0 (95% CI: 10.0, 11.9)

232 *Shigella* diarrhea episodes of any severity per 100 child years (Table 3), which corresponds to a  
233 46.5% reduction in severe shigellosis episodes and a 35.9% reduction in shigellosis episodes of  
234 any severity (Figure 1, Supp Table 1). While the vaccine would reduce the same number of  
235 severe and all diarrhea episodes due to any etiology, the percent reductions would be smaller, at  
236 3.7% for severe diarrhea episodes of any etiology and 4.0% for diarrhea episodes of any etiology  
237 (Table 3, Figure 1, Supp Table 1).

238  
239 The 11.0 (95% CI: 10.0, 11.9) prevented *Shigella* diarrhea episodes per 100 child years increased  
240 slightly to 11.5 (95% CI: 10.6, 12.5) when analyses further allowed for 20% indirect protection  
241 (Supp Table 2). This same vaccine with 20% boosting protection and no indirect protection  
242 would prevent 12.8 (95% CI: 11.7, 14.0) *Shigella* diarrhea episodes (Supp Table 3). Together, a  
243 vaccine with direct effects plus indirect and boosting protection effects would prevent 13.4 (95%  
244 CI: 12.3, 14.5) *Shigella* diarrhea episodes per 100 child years (Supp Table 4), which equates to a  
245 43.7% reduction in *Shigella* diarrhea episodes and a 54.5% reduction in severe *Shigella* diarrhea  
246 episodes (Figure 2, Supp Table 5).

247

#### 248 **Prevention of antibiotic use**

249 A two-dose *Shigella* vaccine given at 9 and 12 months with 60% vaccine efficacy could prevent  
250 0.5 (95% CI: 0.2, 0.7) F/M treated severe *Shigella* diarrhea episodes (48.4% reduction), 3.1 (95%  
251 CI: 2.6, 3.7) F/M treated *Shigella* episodes (37.3% reduction), and 6.3 (95% CI: 5.2, 7.5) F/M  
252 exposures to bystander pathogens due to *Shigella* treatment (36.2% reduction) per 100 child  
253 years (Table 4, Figure 3, Supp Table 6). However, this vaccine would reduce overall F/M uses  
254 and overall F/M exposures to bystander pathogens by only 2.9% and 3.2%, respectively (Supp

255 Table 6). The 3.1 (95% CI: 2.6, 3.7) prevented F/M treated *Shigella* diarrhea episodes per 100  
256 child years increased to 3.2 (95% CI: 2.7, 3.7) prevented episodes with added indirect protection  
257 effects (Supp Table 7), to 3.6 (95% CI: 3.0, 4.3) with added boosting effects (Supp Table 8), and  
258 to 3.7 (95% CI: 3.1, 4.4) when both indirect effects and boosting effects were added to the direct  
259 effects (Supp Table 9). When indirect and boosting effects were added to the direct effects, there  
260 were slight increases in percent reductions of all metrics: F/M treated *Shigella* diarrhea episodes  
261 (37.3% to 45.1%), F/M courses overall (2.9% to 3.5%), F/M exposures to bystander pathogens  
262 due to *Shigella* treatment (36.2% to 44.6%), and F/M exposures to bystander pathogens overall  
263 (3.2% to 3.9%) (Figure 4, Supp Table 10).

264  
265 While a two-dose *Shigella* vaccine given at 9 and 12 months with 60% vaccine efficacy would  
266 prevent more instances of antibiotic use overall than of F/M specifically, the percent reductions  
267 in overall antibiotic use were smaller than what was observed with F/M use (Supp Table 11,  
268 Supp Figure 1, Supp Table 12). In this scenario, 1.1 (95% CI: 0.7, 1.4) courses of antibiotic  
269 treated severe *Shigella* diarrhea episodes (41.3% reduction), 5.8 (95% CI: 5.2, 6.6) antibiotic  
270 treated *Shigella* diarrhea episodes (35.6% reduction), and 11.2 (95% CI: 9.7, 12.9) antibiotic  
271 exposures to bystander pathogens due to *Shigella* treatment (35.0% reduction) per 100 child  
272 years were prevented (Supp Table 11, Supp Figure 2, Supp Table 12). However, there was only a  
273 1.0% and 1.2% reduction in overall antibiotic uses and overall exposures to bystander pathogens,  
274 respectively (Supp Table 12). Similar to what was observed with F/M, the addition of indirect  
275 and boosting effects onto the direct effects minimally increased the number of prevented  
276 outcomes (Supp Table 13-16, Supp Figure 2).

277

278 **All-or-nothing vaccine compared to leaky vaccine**

279 A *Shigella* vaccine given at 9 & 12 months that fully protected 60% of children (i.e., an all-or-  
280 nothing vaccine) prevented the same number of severe *Shigella* diarrhea episodes (1.7 (95% CI:  
281 1.3, 2.1) episodes per 100 child years) as the leaky vaccine (i.e., prevented 60% of episodes  
282 across children) (Table 3, Supp Table 17). However, the all-or-nothing vaccine prevented more  
283 *Shigella* diarrhea episodes of any severity compared to the leaky vaccine (15.6 (95% CI: 14.3,  
284 17.0) vs. 11.0 (95% CI: 10.0, 11.9) episodes per 100 child years) (Table 3, Supp Table 17).  
285 Similar results were found for the antibiotic outcomes, such that an all-or-nothing vaccine would  
286 be expected to prevent more of all outcomes except the severe outcomes, for which it would  
287 prevent the same number as a leaky vaccine (Supp Table 18, Supp Table 19).

288  
289 The corresponding results for the other vaccine scenarios listed in Table 1 are displayed in  
290 Figures 1-2, Tables 3-4, Supp Figure 2, Supp Tables 1-4, 6-9, 11-15, 17-19). In general, the  
291 earlier the vaccine is given, the greater the expected reduction in diarrhea episodes and antibiotic  
292 use. Additionally, the single dose vaccines were more efficacious than the two-dose vaccines  
293 initiated at the same time (e.g., one-dose at 9 months vs. two-doses at 9 and 12 months) since the  
294 full efficacy was achieved at an earlier age with the single dose vaccines.

295

296 **DISCUSSION**

297 A leaky *Shigella* vaccine administered at 9 and 12 months with 60% vaccine efficacy could  
298 provide a substantial reduction in severe *Shigella* diarrhea episodes, *Shigella* diarrhea episodes of  
299 any severity, and F/M treated *Shigella* diarrhea episodes. However, given the multitude of causes  
300 of diarrhea and antibiotic use in this population, the expected reductions in all-cause diarrhea and

301 antibiotic use overall were modest (<5%). While single-dose vaccines and vaccines given at  
302 younger ages would prevent more diarrhea and antibiotic use, none of the vaccine candidates in  
303 clinical development meet those criteria.

304  
305 Incorporation of indirect protection and boosting only slightly increased the number of diarrhea  
306 episodes and antibiotic courses expected to be preventable, suggesting these nuances will not be  
307 major determinants of vaccine success. A *Shigella* vaccine will likely fall somewhere on the  
308 continuum between a leaky (i.e., prevention of a fraction of episodes in all children) and all-or-  
309 nothing (i.e., prevention of all episodes in a subset of children who are vaccine responders)  
310 vaccine.<sup>12,13</sup> As expected, the all-or-nothing vaccine effects were larger than the leaky vaccine  
311 effects for outcomes that were not limited to severe diarrhea because an all-or-nothing vaccine  
312 would provide complete protection in a subset of individuals regardless of disease severity.  
313 However, our analysis was limited by assuming that vaccine responders were a random subset of  
314 the population. It may be more likely that vaccine responders would be expected to be at lower  
315 risk of shigellosis even in the absence of vaccine. Furthermore, while our results estimate the  
316 upper limit of the potential benefit of a *Shigella* vaccine since we assumed 100% vaccine  
317 coverage, it is likely that vaccine coverage would be lower in a real-world setting.

318  
319 The absolute reductions in F/M use achieved by a *Shigella* vaccine accounted for roughly half  
320 the achievable reduction of all antibiotic use. However, there were greater percent reductions in  
321 F/M use compared to all antibiotic use since F/Ms are often targeted for diarrhea treatment, and  
322 specifically for dysentery presumed to be shigellosis. F/M use has been associated with  
323 resistance in these drug classes,<sup>5,8,18</sup> suggesting reductions in use achievable by a *Shigella*

324 vaccine could limit drug-resistant shigellosis as well as the development of resistance in other  
325 enteric bacteria through reductions in bystander exposure. Our predicted reductions in all  
326 antibiotic and F/M use could be underestimates if suspicion of *Shigella* is the main reason for  
327 treating diarrhea regardless of etiology, such that treatment rates also decline for other diarrhea  
328 etiologies after *Shigella* incidence is known to have been substantially reduced by the vaccine.  
329 As *Shigella* vaccines are evaluated in large Phase III trials, data on antibiotic treatment should be  
330 carefully collected such that the impact of the vaccine on antibiotic use can be measured.<sup>1,19</sup> To  
331 quantify this impact, it will be important for vaccine effectiveness to be estimated against less-  
332 severe disease endpoints which account for the bulk of antibiotic use.

333

334 The vaccine scenarios modeled are in line with the WHO PPC guidance. However, some of the  
335 current vaccines in the pipeline require more doses. There is one phase III *Shigella* vaccine  
336 (ZF0901 (Beijing Zhifei Lvzhu Biopharmaceutical Co., Ltd.))<sup>20</sup> and three phase IIA *Shigella*  
337 vaccines (Shigella4V (Limmatech AG)<sup>21</sup>, altSonflex1-2-3 (GVGH),<sup>22</sup> and GlycoShig3 (Institut  
338 Pasteur)<sup>23</sup>) in the pipeline.<sup>3</sup> ZF0901 is 3 doses for infants ages 3-6 months and 2 doses for those  
339 aged 6-12 months. Shigella4V is 3 doses for infants (8 months +/- 1 month) and children (2-5  
340 years). altSonflex1-2-3 is 3 doses for infants 9 months of age and changes to 2 doses for children  
341 24-59 months. GlycoShig3 is 3 doses infants (9 months +/- 1 month) and children (2-5 years).  
342 For our age group of interest (children under two years of age), the aforementioned vaccines  
343 would all require 2-3 doses. Our estimates of the expected reductions in outcomes would apply  
344 to a three-dose vaccine where the full efficacy is achieved after two doses. If full efficacy is not  
345 achieved until a third dose, our expected reductions may be overestimated.

346



347

348 A *Shigella* vaccine will likely not be protective against all serotypes, but given the lack of  
349 serotyping data, we were unable to simulate the prevention of episodes at the serotype level.  
350 However, there is no need for a *Shigella* vaccine to contain all 49 serotypes for broad coverage.  
351 *Shigella flexneri* (*S. flexneri*) is the leading cause of endemic diarrhea in LMICs while *Shigella*  
352 *sonnei* (*S. sonnei*) is the leading cause in high income countries.<sup>6</sup> While there are 15 serotypes  
353 for *S. flexneri*, five (2a, 1b, 2b, 3a, 6) accounted for 89% of *S. flexneri* isolates from the Global  
354 Enteric Multicenter Study (GEMS).<sup>24</sup> On a yearly basis, there are minimal changes to the  
355 dominant *Shigella* serotypes. Therefore, a quadrivalent vaccine with *S. sonnei* and *S. flexneri* 2a,  
356 3a, and 6 could provide 64% protection against *Shigella* with coverage up to 88% via cross  
357 protection.<sup>24</sup> Our estimates assume 100% cross protection for subtypes not included in the  
358 vaccine and therefore may be slightly overestimated depending on the true levels of cross  
359 protection observed.

360

361 Finally, we did not consider the potential for waning immunity since we only observed outcomes  
362 to two years of age. The effects of waning would likely occur more than 6 months after the last  
363 vaccine dose, which was outside of our follow-up period for most vaccine scenarios. However, if  
364 efficacy wanes substantially before two years of age, our expected reductions may also be  
365 overestimated. Since waning may vary by endpoint (i.e., more pronounced waning for less  
366 severe disease), this will be another important feature to monitor in trials.

367

368 It is important to note that while we targeted efficacies at 60% and 80%, those proportions of  
369 outcomes were not prevented at the population level for two reasons: 1) targeted efficacies of

370 60% and 80% were for severe diarrhea only (as per the PPC) whereas efficacy was lower for  
371 non-severe diarrhea and 2) episodes that occur prior to vaccination would not be expected to be  
372 prevented. Because severe disease is more common in younger children, the expected relative  
373 reductions in severe outcomes were particularly less for vaccine strategies with older ages of  
374 administration. However, given the high burden of shigellosis and antibiotic treatment of  
375 shigellosis, a *Shigella* vaccine could still make a substantial impact on *Shigella* diarrhea burden  
376 in term of absolute reduction in episodes, and have ancillary benefits in the reduction of  
377 antibiotic use.

378  
379 Our estimates provide more realistic expectations for the reductions in diarrhea outcomes at the  
380 population-level that could be achieved by *Shigella* vaccines under real world introduction  
381 scenarios. A previous modeling study estimated similar absolute reductions in *Shigella* diarrhea  
382 episodes under a more limited set of vaccine assumptions that did not account for partial  
383 protection after a first dose, herd immunity, or effects on antibiotic use.<sup>25</sup> Uniquely, we  
384 demonstrate that *Shigella* vaccines could provide important reductions in antibiotic use for  
385 severe and non-severe *Shigella* diarrheal episodes, and exposures to bystander pathogens due to  
386 *Shigella* treatment. Given the high burden of enteric infections and antibiotic use among children  
387 in LMICs, the value proposition of a *Shigella* vaccine in this population is strong and  
388 substantially augmented by the projected impacts on antibiotic use.

389 **ACKNOWLEDGEMENT**

390 This work was supported by Wellcome (219741/Z/19/Z to ETRM). The Etiology, Risk Factors  
391 and Interactions of Enteric Infections and Malnutrition and the Consequences for Child Health  
392 and Development Project (MAL-ED) was a collaborative project supported by the Bill &  
393 Melinda Gates Foundation (OPP1131125), the Foundation for the NIH, the National Institutes of  
394 Health, and the Fogarty International Center.

395

396 **DATA SHARING**

397 De-identified participant data from the MAL-ED study is publicly available at ClinEpiDB.org  
398 after approval of a proposal by the study PIs.

399

400 **AUTHORS' CONTRIBUTIONS**

401 SAB and ETRM led data analysis, visualization, interpretation, and writing of the report. JAP-M  
402 contributed to data analysis, methodology, and visualization. JAP-M and JAL contributed to  
403 interpretation. JL led the development of the laboratory assays. ERH led funding acquisition and  
404 administration of the parent study. JAP-M, JAL, JL, and ERH contributed to reviewing/editing  
405 the report. ETRM led conceptualization, methodology, and funding acquisition.

406

407 **DECLARATION OF INTEREST**

408 We declare no competing interests.

409 **REFERENCES**

- 410
- 411 1. WHO preferred product characteristics for vaccines against Shigella. Accessed January 19,  
412 2023. <https://www.who.int/publications-detail-redirect/9789240036741>
- 413 2. Platts-Mills JA, Liu J, Rogawski ET, et al. Use of quantitative molecular diagnostic methods  
414 to assess the aetiology, burden, and clinical characteristics of diarrhoea in children in low-  
415 resource settings: a reanalysis of the MAL-ED cohort study. *The Lancet Global Health*.  
416 2018;6(12):e1309-e1318. doi:10.1016/S2214-109X(18)30349-8
- 417 3. Immunization, Vaccines and Biologicals. Published April 30, 2022. Accessed January 19,  
418 2023. <https://www.who.int/teams/immunization-vaccines-and-biologicals/diseases/shigella>
- 419 4. Brennhof SA, Platts-Mills JA, Lewnard JA, Liu J, Houpt ER, Rogawski McQuade ET.  
420 Antibiotic use attributable to specific aetiologies of diarrhoea in children under 2 years of age  
421 in low-resource settings: a secondary analysis of the MAL-ED birth cohort. *BMJ Open*.  
422 2022;12(4):e058740. doi:10.1136/bmjopen-2021-058740
- 423 5. Rogawski McQuade ET, Brennhof SA, Elwood SE, et al. Frequency of bystander exposure  
424 to antibiotics for enteropathogenic bacteria among young children in low-resource settings.  
425 *Proceedings of the National Academy of Sciences*. 2022;119(36):e2208972119.  
426 doi:10.1073/pnas.2208972119
- 427 6. Kotloff KL, Riddle MS, Platts-Mills JA, Pavlinac P, Zaidi AKM. Shigellosis. *The Lancet*.  
428 2018;391(10122):801-812. doi:10.1016/S0140-6736(17)33296-8
- 429 7. World Health Organization. *Guidelines for the control of shigellosis, including epidemics due*  
430 *to Shigella dysenteriae type 1*. World Health Organization; 2005. Accessed January 20, 2023.  
431 <https://apps.who.int/iris/handle/10665/43252>
- 432 8. Bell BG, Schellevis F, Stobberingh E, Goossens H, Pringle M. A systematic review and meta-  
433 analysis of the effects of antibiotic consumption on antibiotic resistance. *BMC Infectious*  
434 *Diseases*. 2014;14(1):13. doi:10.1186/1471-2334-14-13
- 435 9. Kasumba IN, Badji H, Powell H, et al. Shigella in Africa: New Insights From the Vaccine  
436 Impact on Diarrhea in Africa (VIDA) Study. *Clinical Infectious Diseases*.  
437 2023;76(Supplement\_1):S66-S76. doi:10.1093/cid/ciac969
- 438 10. Chung The H, Baker S. Out of Asia: the independent rise and global spread of  
439 fluoroquinolone-resistant Shigella. *Microb Genom*. 2018;4(4):e000171.  
440 doi:10.1099/mgen.0.000171
- 441 11. Salleh MZ, Nik Zuraina NMN, Hajissa K, Ilias MI, Banga Singh KK, Deris ZZ.  
442 Prevalence of Multidrug-Resistant and Extended-Spectrum Beta-Lactamase-Producing  
443 Shigella Species in Asia: A Systematic Review and Meta-Analysis. *Antibiotics*.  
444 2022;11(11):1653. doi:10.3390/antibiotics11111653

- 445 12. Halloran ME, Haber M, Longini IM. Interpretation and estimation of vaccine efficacy  
446 under heterogeneity. *Am J Epidemiol.* 1992;136(3):328-343.  
447 doi:10.1093/oxfordjournals.aje.a116498
- 448 13. MAGPANTAY FMG, RIOLO MA, DE CELLÈS MD, KING AA, ROHANI P.  
449 EPIDEMIOLOGICAL CONSEQUENCES OF IMPERFECT VACCINES FOR  
450 IMMUNIZING INFECTIONS. *SIAM J Appl Math.* 2014;74(6):1810-1830.  
451 doi:10.1137/140956695
- 452 14. The MAL-ED Network Investigators. The MAL-ED Study: A Multinational and  
453 Multidisciplinary Approach to Understand the Relationship Between Enteric Pathogens,  
454 Malnutrition, Gut Physiology, Physical Growth, Cognitive Development, and Immune  
455 Responses in Infants and Children Up to 2 Years of Age in Resource-Poor Environments.  
456 *Clinical Infectious Diseases.* 2014;59(suppl\_4):S193-S206. doi:10.1093/cid/ciu653
- 457 15. Platts-Mills JA, Babji S, Bodhidatta L, et al. Pathogen-specific burdens of community  
458 diarrhoea in developing countries: a multisite birth cohort study (MAL-ED). *The Lancet*  
459 *Global Health.* 2015;3(9):e564-e575.
- 460 16. Liu J, Kabir F, Manneh J, et al. Development and assessment of molecular diagnostic  
461 tests for 15 enteropathogens causing childhood diarrhoea: a multicentre study. *The Lancet*  
462 *Infectious Diseases.* 2014;14(8):716-724. doi:10.1016/S1473-3099(14)70808-4
- 463 17. Qadri F, Khanam F, Liu X, et al. Protection by vaccination of children against typhoid  
464 fever with a Vi-tetanus toxoid conjugate vaccine in urban Bangladesh: a cluster-randomised  
465 trial. *The Lancet.* 2021;398(10301):675-684. doi:10.1016/S0140-6736(21)01124-7
- 466 18. Bergman M, Huikko S, Huovinen P, Paakkari P, Seppälä H, Finnish Study Group for  
467 Antimicrobial Resistance (FiRe Network). Macrolide and azithromycin use are linked to  
468 increased macrolide resistance in *Streptococcus pneumoniae*. *Antimicrob Agents Chemother.*  
469 2006;50(11):3646-3650. doi:10.1128/AAC.00234-06
- 470 19. Vekemans J, Hasso-Agopsowicz M, Kang G, et al. Leveraging Vaccines to Reduce  
471 Antibiotic Use and Prevent Antimicrobial Resistance: A World Health Organization Action  
472 Framework. *Clin Infect Dis.* 2021;73(4):e1011-e1017. doi:10.1093/cid/ciab062
- 473 20. Mo Y, Fang W, Li H, et al. Safety and Immunogenicity of a Shigella Bivalent Conjugate  
474 Vaccine (ZF0901) in 3-Month- to 5-Year-Old Children in China. *Vaccines (Basel).*  
475 2021;10(1):33. doi:10.3390/vaccines10010033
- 476 21. LimmaTech Biologics AG. *Safety and Immunogenicity of a Shigella-Tetravalent*  
477 *Bioconjugate Vaccine: A Phase I/2 Randomized Controlled and Age Descending Study*  
478 *Including Dose Finding in 9 Month Old Infants.* clinicaltrials.gov; 2022. Accessed April 23,  
479 2023. <https://clinicaltrials.gov/ct2/show/NCT04056117>
- 480 22. GlaxoSmithKline. *A Staged Phase I/II Observer-Blind, Randomised, Controlled, Multi-*  
481 *Country Study to Evaluate the Safety, Reactogenicity, and Immune Responses to the GVGH*  
482 *AltSonflex1-2-3 Vaccine Against S. Sonnei and S. Flexneri, Serotypes 1b, 2a, and 3a, in Adults*

- 483        *in Europe (Stage 1) Followed by Age De-Escalation From Adults to Children and Infants, and*  
484        *Dose-Finding in Infants in Africa (Stage 2)*. [clinicaltrials.gov](https://clinicaltrials.gov); 2022. Accessed January 19,  
485        2023. <https://clinicaltrials.gov/ct2/show/NCT05073003>
- 486        23.        Institut Pasteur. *A Phase 2a Age Descending Study to Investigate the Safety and*  
487        *Immunogenicity of the SF2a-TT15 Synthetic Carbohydrate-Based Conjugate Vaccine Against*  
488        *Shigella Flexneri 2a in Adults, Children, and Infant Target Population in Endemic Countries*.  
489        [clinicaltrials.gov](https://clinicaltrials.gov); 2023. Accessed January 19, 2023.  
490        <https://clinicaltrials.gov/ct2/show/NCT04602975>
- 491        24.        Livio S, Strockbine NA, Panchalingam S, et al. *Shigella* Isolates From the Global Enteric  
492        Multicenter Study Inform Vaccine Development. *Clinical Infectious Diseases*.  
493        2014;59(7):933-941. doi:10.1093/cid/ciu468
- 494        25.        Anderson JD, Bagamian KH, Pecenka CJ, et al. Potential impact and cost-effectiveness  
495        of *Shigella* vaccination in 102 low-income and middle-income countries in children aged 5  
496        years or younger: a modelling study. *The Lancet Global Health*. 2023;11(6):e880-e891.  
497        doi:10.1016/S2214-109X(23)00192-4
- 498

**Table 1. *Shigella* vaccination scenarios simulated in the MAL-ED dataset, including dosing schedules, efficacies, and inclusion of indirect and boosting protection.**

Scenario	Dosing schedule	<i>Shigella</i> diarrhea Severity	Efficacy 14 days after 1 <sup>st</sup> dose	Efficacy 14 days after 2 <sup>nd</sup> dose	Indirect effect	Boosting effect after 1 <sup>st</sup> dose, before 2 <sup>nd</sup> dose	Boosting effect after 2 <sup>nd</sup> dose
0	No vaccine	--	--	--	--	--	--
1	1 <sup>st</sup> : 6 months	Severe	60%	--	20%	+20% (80% VE)	--
		Non-severe	40%	--	20%	+20% (60% VE)	--
2	1 <sup>st</sup> : 9 months	Severe	60%	--	20%	+20% (80% VE)	--
		Non-severe	40%	--	20%	+20% (60% VE)	--
3	1 <sup>st</sup> : 6 months 2 <sup>nd</sup> : 9 months	Severe	30%	60%	20%	+10% (40% VE)	+20% (80% VE)
		Non-severe	20%	40%	20%	+10% (30% VE)	+20% (60% VE)
4	1 <sup>st</sup> : 9 months 2 <sup>nd</sup> : 12 months	Severe	30%	60%	20%	+10% (40% VE)	+20% (80% VE)
		Non-severe	20%	40%	20%	+10% (30% VE)	+20% (60% VE)
5	1 <sup>st</sup> : 12 months 2 <sup>nd</sup> : 15 months	Severe	30%	60%	20%	+10% (40% VE)	+20% (80% VE)
		Non-severe	20%	40%	20%	+10% (30% VE)	+20% (60% VE)
6	1 <sup>st</sup> : 6 months	Severe	80%	--	20%	+20% (100% VE)	--
		Non-severe	60%	--	20%	+20% (80% VE)	--
7	1 <sup>st</sup> : 9 months	Severe	80%	--	20%	+20% (100% VE)	--
		Non-severe	60%	--	20%	20% (80% VE)	--
8	1 <sup>st</sup> : 6 months 2 <sup>nd</sup> : 9 months	Severe	40%	80%	20%	+10% (50% VE)	+20% (100% VE)
		Non-severe	30%	60%	20%	+10% (40% VE)	+20% (80% VE)
9	1 <sup>st</sup> : 9 months 2 <sup>nd</sup> : 12 months	Severe	40%	80%	20%	+10% (50% VE)	+20% (100% VE)
		Non-severe	30%	60%	20%	+10% (40% VE)	+20% (80% VE)
10	1 <sup>st</sup> : 12 months 2 <sup>nd</sup> : 15 months	Severe	40%	80%	20%	+10% (50% VE)	+20% (100% VE)
		Non-severe	30%	60%	20%	+10% (40% VE)	+20% (80% VE)

**Table 2. Diarrhea episodes, antibiotic use, and bystander pathogen exposures to antibiotics among 1715 children enrolled in the MAL-ED cohort.**

	<6 months	≥ 6 months, <9 months	≥9 months, <12 months	≥12 months, <15 months	≥ 15 months
No. children with their first instance of a <i>Shigella</i> infection, n (%) <sup>a,d</sup>	163 (9.5)	199 (11.6)	275 (16.0)	251 (14.6)	539 (31.4)
No. severe <i>Shigella</i> diarrhea episodes, n (rate) <sup>b,c,d</sup>	5 (0.8)	9 (2.9)	10 (3.2)	17 (5.5)	48 (5.2)
No. severe diarrhea episodes of any etiology, n (rate) <sup>b,c</sup>	434 (50.6)	286 (66.7)	192 (44.8)	186 (43.4)	290 (22.5)
No. <i>Shigella</i> diarrhea episodes, n (rate) <sup>b,c,d</sup>	16 (2.6)	43 (14.0)	84 (27.3)	118 (38.3)	493 (53.3)
No. diarrhea episodes of any etiology, n (rate) <sup>b,c</sup>	2386 (278.3)	1498 (349.4)	1333 (310.9)	1236 (288.3)	2939 (228.5)
No. antibiotic treated severe <i>Shigella</i> diarrhea episodes, n (rate) <sup>b,d</sup>	6 (0.9)	6 (1.7)	12 (3.5)	12 (3.5)	32 (3.1)
No. antibiotic treated severe diarrhea episodes of any etiology, n (rate) <sup>b</sup>	253 (29.5)	206 (48)	145 (33.8)	103 (24.0)	184 (14.3)
No. antibiotic treated <i>Shigella</i> diarrhea episodes, n (rate) <sup>b,d</sup>	11 (1.6)	24 (6.9)	53 (15.2)	73 (21.0)	266 (25.5)
No. antibiotic treated diarrhea episodes of any etiology, n (rate) <sup>b</sup>	804 (93.8)	629 (146.7)	588 (137.1)	480 (112.0)	1274 (99.0)
No. antibiotic courses overall, n (rate) <sup>b</sup>	3478 (405.6)	2283 (532.5)	2164 (504.7)	2105 (491.0)	5667 (440.6)
No. antibiotic exposures to bystander pathogens due to <i>Shigella</i> treatment, n (rate) <sup>b,d</sup>	25 (3.6)	39 (11.2)	102 (29.3)	133 (38.3)	451 (43.2)
No. antibiotic exposures to bystander pathogens overall, n (rate) <sup>b</sup>	2736 (319.1)	3404 (793.9)	3641 (849.2)	3527 (822.6)	8853 (688.3)

<sup>a</sup> denominator = 1715 kids; <sup>b</sup> Rate is per 100 child years; <sup>c</sup> Includes episodes that were and were not treated by antibiotics; <sup>d</sup> Counted among infections/episodes/exposures in which stools were collected with valid qPCR test results for *Shigella*; rates are extrapolated to all infections/episodes/exposures



**Table 3. Absolute and relative differences in diarrhea outcomes among five vaccine scenarios with 60% and 80% full vaccine efficacies and no indirect or boosting protection.**

Vaccine scenario and efficacy outcome	Absolute difference (cases per 100 child-years)		Relative difference	
	60% VE (95% CI)	80% VE (95% CI)	60% VE (95% CI)	80% VE (95% CI)
<b>One dose - 6 months</b>				
Severe <i>Shigella</i> diarrhea episodes	2.0 (1.6, 2.5)	2.7 (2.2, 3.4)	0.43 (0.40, 0.47)	0.24 (0.21, 0.29)
Severe diarrhea episodes of any etiology	2.0 (1.6, 2.5)	2.7 (2.2, 3.4)	0.96 (0.95, 0.96)	0.94 (0.93, 0.95)
<i>Shigella</i> diarrhea episodes	12.6 (11.6, 13.7)	18.6 (17.1, 20.2)	0.59 (0.58, 0.60)	0.39 (0.38, 0.40)
Diarrhea episodes of any etiology	12.6 (11.6, 13.7)	18.6 (17.1, 20.2)	0.95 (0.95, 0.96)	0.93 (0.93, 0.94)
<b>One dose - 9 months</b>				
Severe <i>Shigella</i> diarrhea episodes	1.8 (1.4, 2.3)	2.4 (1.8, 3.0)	0.50 (0.45, 0.55)	0.33 (0.27, 0.40)
Severe diarrhea episodes of any etiology	1.8 (1.4, 2.3)	2.4 (1.8, 3.0)	0.96 (0.95, 0.97)	0.95 (0.94, 0.96)
<i>Shigella</i> diarrhea episodes	11.8 (10.8, 12.7)	17.3 (15.9, 18.8)	0.62 (0.60, 0.63)	0.43 (0.42, 0.45)
Diarrhea episodes of any etiology	11.8 (10.8, 12.7)	17.3 (15.9, 18.8)	0.96 (0.95, 0.96)	0.94 (0.93, 0.94)
<b>Two doses - 6 months &amp; 9 months</b>				
Severe <i>Shigella</i> diarrhea episodes	1.9 (1.5, 2.4)	2.6 (2.0, 3.2)	0.47 (0.43, 0.51)	0.29 (0.24, 0.34)
Severe diarrhea episodes of any etiology	1.9 (1.5, 2.4)	2.6 (2.0, 3.2)	0.96 (0.95, 0.97)	0.94 (0.93, 0.96)
<i>Shigella</i> diarrhea episodes	12.2 (11.2, 13.2)	17.9 (16.5, 19.4)	0.60 (0.59, 0.61)	0.41 (0.40, 0.43)
Diarrhea episodes of any etiology	12.2 (11.2, 13.2)	17.9 (16.5, 19.4)	0.96 (0.95, 0.96)	0.93 (0.93, 0.94)
<b>Two doses - 9 months &amp; 12 months</b>				
Severe <i>Shigella</i> diarrhea episodes	1.7 (1.3, 2.1)	2.2 (1.7, 2.8)	0.53 (0.49, 0.59)	0.38 (0.32, 0.45)
Severe diarrhea episodes of any etiology	1.7 (1.3, 2.1)	2.2 (1.7, 2.8)	0.96 (0.95, 0.97)	0.95 (0.94, 0.96)
<i>Shigella</i> diarrhea episodes	11.0 (10.0, 11.9)	16.2 (14.8, 17.6)	0.64 (0.63, 0.65)	0.47 (0.45, 0.49)
Diarrhea episodes of any etiology	11.0 (10.0, 11.9)	16.2 (14.8, 17.6)	0.96 (0.96, 0.96)	0.94 (0.94, 0.95)
<b>Two doses - 12 months &amp; 15 months</b>				
Severe <i>Shigella</i> diarrhea episodes	1.4 (1.0, 1.7)	1.8 (1.4, 2.3)	0.62 (0.56, 0.67)	0.49 (0.42, 0.57)
Severe diarrhea episodes of any etiology	1.4 (1.0, 1.7)	1.8 (1.4, 2.3)	0.97 (0.96, 0.98)	0.96 (0.95, 0.97)
<i>Shigella</i> diarrhea episodes	9.1 (8.3, 10.0)	13.4 (12.2, 14.7)	0.70 (0.69, 0.72)	0.56 (0.54, 0.58)
Diarrhea episodes of any etiology	9.1 (8.3, 10.0)	13.4 (12.2, 14.7)	0.97 (0.96, 0.97)	0.95 (0.95, 0.96)

**Table 4. Absolute and relative differences in fluoroquinolone/macrolide (F/M) outcomes in among five vaccine scenarios with 60% and 80% full vaccine efficacies and no indirect or boosting protection.**

Vaccine scenario and efficacy outcome	Absolute difference (cases per 100 child-years)		Relative difference	
	60% VE (95% CI)	80% VE (95% CI)	60% VE (95% CI)	80% VE (95% CI)
<b>One dose - 6 months</b>				
F/M treated severe <i>Shigella</i> diarrhea episodes	0.5 (0.3, 0.8)	0.7 (0.4, 1.0)	0.45 (0.38, 0.56)	0.27 (0.19, 0.41)
F/M treated severe diarrhea episodes of any etiology	0.5 (0.3, 0.8)	0.7 (0.4, 1.0)	0.92 (0.89, 0.95)	0.90 (0.85, 0.94)
F/M treated <i>Shigella</i> diarrhea episodes	3.4 (2.9, 4.0)	5.1 (4.3, 5.9)	0.58 (0.57, 0.60)	0.39 (0.37, 0.41)
F/M treated diarrhea episodes of any etiology	3.4 (2.9, 4.0)	5.1 (4.3, 5.9)	0.91 (0.90, 0.92)	0.87 (0.85, 0.88)
F/M courses overall	3.4 (2.9, 4.0)	5.1 (4.3, 5.9)	0.97 (0.96, 0.97)	0.95 (0.95, 0.96)
F/M exposures to bystander pathogens due to <i>Shigella</i> treatment	7.2 (5.9, 8.4)	10.6 (8.8, 12.5)	0.59 (0.57, 0.61)	0.39 (0.37, 0.42)
F/M exposures to bystander pathogens overall	7.2 (5.9, 8.4)	10.6 (8.8, 12.5)	0.96 (0.96, 0.97)	0.95 (0.94, 0.95)
<b>One dose - 9 months</b>				
F/M treated severe <i>Shigella</i> diarrhea episodes	0.5 (0.3, 0.7)	0.6 (0.4, 1.0)	0.49 (0.41, 0.62)	0.33 (0.22, 0.49)
F/M treated severe diarrhea episodes of any etiology	0.5 (0.3, 0.7)	0.6 (0.4, 1.0)	0.93 (0.90, 0.96)	0.91 (0.86, 0.95)
F/M treated <i>Shigella</i> diarrhea episodes	3.2 (2.7, 3.8)	4.8 (4, 5.6)	0.61 (0.59, 0.63)	0.42 (0.40, 0.45)
F/M treated diarrhea episodes of any etiology	3.2 (2.7, 3.8)	4.8 (4, 5.6)	0.91 (0.90, 0.92)	0.87 (0.86, 0.89)
F/M courses overall	3.2 (2.7, 3.8)	4.8 (4, 5.6)	0.97 (0.97, 0.97)	0.96 (0.95, 0.96)
F/M exposures to bystander pathogens due to <i>Shigella</i> treatment	6.7 (5.6, 8.0)	9.9 (8.3, 11.7)	0.61 (0.59, 0.64)	0.43 (0.40, 0.46)
F/M exposures to bystander pathogens overall	6.7 (5.6, 8.0)	9.9 (8.3, 11.7)	0.97 (0.96, 0.97)	0.95 (0.94, 0.96)
<b>Two doses - 6 months &amp; 9 months</b>				
F/M treated severe <i>Shigella</i> diarrhea episodes	0.5 (0.3, 0.8)	0.7 (0.4, 1.0)	0.48 (0.4, 0.58)	0.30 (0.21, 0.45)
F/M treated severe diarrhea episodes of any etiology	0.5 (0.3, 0.8)	0.7 (0.4, 1.0)	0.93 (0.89, 0.96)	0.90 (0.86, 0.94)
F/M treated <i>Shigella</i> diarrhea episodes	3.4 (2.8, 3.9)	4.9 (4.2, 5.8)	0.60 (0.58, 0.61)	0.40 (0.38, 0.43)
F/M treated diarrhea episodes of any etiology	3.4 (2.8, 3.9)	4.9 (4.2, 5.8)	0.91 (0.90, 0.92)	0.87 (0.85, 0.88)
F/M courses overall	3.4 (2.8, 3.9)	4.9 (4.2, 5.8)	0.97 (0.96, 0.97)	0.95 (0.95, 0.96)
F/M exposures to bystander pathogens due to <i>Shigella</i> treatment	6.9 (5.8, 8.2)	10.2 (8.6, 12.0)	0.60 (0.58, 0.62)	0.41 (0.39, 0.44)
F/M exposures to bystander pathogens overall	6.9 (5.8, 8.2)	10.2 (8.6, 12.0)	0.97 (0.96, 0.97)	0.95 (0.94, 0.96)
<b>Two doses - 9 months &amp; 12 months</b>				
F/M treated severe <i>Shigella</i> diarrhea episodes	0.5 (0.2, 0.7)	0.6 (0.3, 0.9)	0.52 (0.42, 0.63)	0.35 (0.24, 0.50)
F/M treated severe diarrhea episodes of any etiology	0.5 (0.2, 0.7)	0.6 (0.3, 0.9)	0.93 (0.90, 0.96)	0.91 (0.86, 0.95)
F/M treated <i>Shigella</i> diarrhea episodes	3.1 (2.6, 3.7)	4.5 (3.8, 5.4)	0.63 (0.61, 0.65)	0.45 (0.42, 0.48)
F/M treated diarrhea episodes of any etiology	3.1 (2.6, 3.7)	4.5 (3.8, 5.4)	0.92 (0.91, 0.93)	0.88 (0.86, 0.89)
F/M courses overall	3.1 (2.6, 3.7)	4.5 (3.8, 5.4)	0.97 (0.97, 0.98)	0.96 (0.95, 0.96)
F/M exposures to bystander pathogens due to <i>Shigella</i> treatment	6.3 (5.2, 7.5)	9.3 (7.7, 11.1)	0.64 (0.61, 0.66)	0.47 (0.43, 0.50)
F/M exposures to bystander pathogens overall	6.3 (5.2, 7.5)	9.3 (7.7, 11.1)	0.97 (0.96, 0.97)	0.95 (0.95, 0.96)
<b>Two doses - 12 months &amp; 15 months</b>				

F/M treated severe <i>Shigella</i> diarrhea episodes	0.4 (0.2, 0.7)	0.5 (0.3, 0.9)	0.57 (0.47, 0.69)	0.42 (0.29, 0.58)
F/M treated severe diarrhea episodes of any etiology	0.4 (0.2, 0.7)	0.5 (0.3, 0.9)	0.94 (0.91, 0.97)	0.92 (0.87, 0.96)
F/M treated <i>Shigella</i> diarrhea episodes	2.6 (2.2, 3.1)	3.9 (3.2, 4.6)	0.68 (0.66, 0.71)	0.53 (0.50, 0.57)
F/M treated diarrhea episodes of any etiology	2.6 (2.2, 3.1)	3.9 (3.2, 4.6)	0.93 (0.92, 0.94)	0.90 (0.88, 0.91)
F/M courses overall	2.6 (2.2, 3.1)	3.9 (3.2, 4.6)	0.98 (0.97, 0.98)	0.96 (0.96, 0.97)
F/M exposures to bystander pathogens due to <i>Shigella</i> treatment	5.3 (4.3, 6.4)	7.8 (6.4, 9.4)	0.70 (0.67, 0.73)	0.55 (0.51, 0.59)
F/M exposures to bystander pathogens overall	5.3 (4.3, 6.4)	7.8 (6.4, 9.4)	0.97 (0.97, 0.98)	0.96 (0.95, 0.97)

---

**Figure 1.** Percent reductions in diarrhea outcomes among five vaccine scenarios with 60% (A) and 80% (B) full vaccine efficacies and no indirect or boosting protection.

**Figure 2.** Percent reductions in diarrhea outcomes with the addition of indirect and boosting protection among the 9- and 12-month vaccine dosing scenario with 60% full vaccine efficacy.

**Figure 3.** Percent reductions in fluoroquinolone and macrolide (F/M) use outcomes among five vaccine scenarios with 60% (A) and 80% (B) full vaccine efficacies and no indirect or boosting protection.

**Figure 4.** Percent reductions in fluoroquinolone and macrolide (F/M) use outcomes with the addition of indirect and boosting protection among the 9- and 12-month vaccine dosing scenario with 60% full vaccine efficacy.

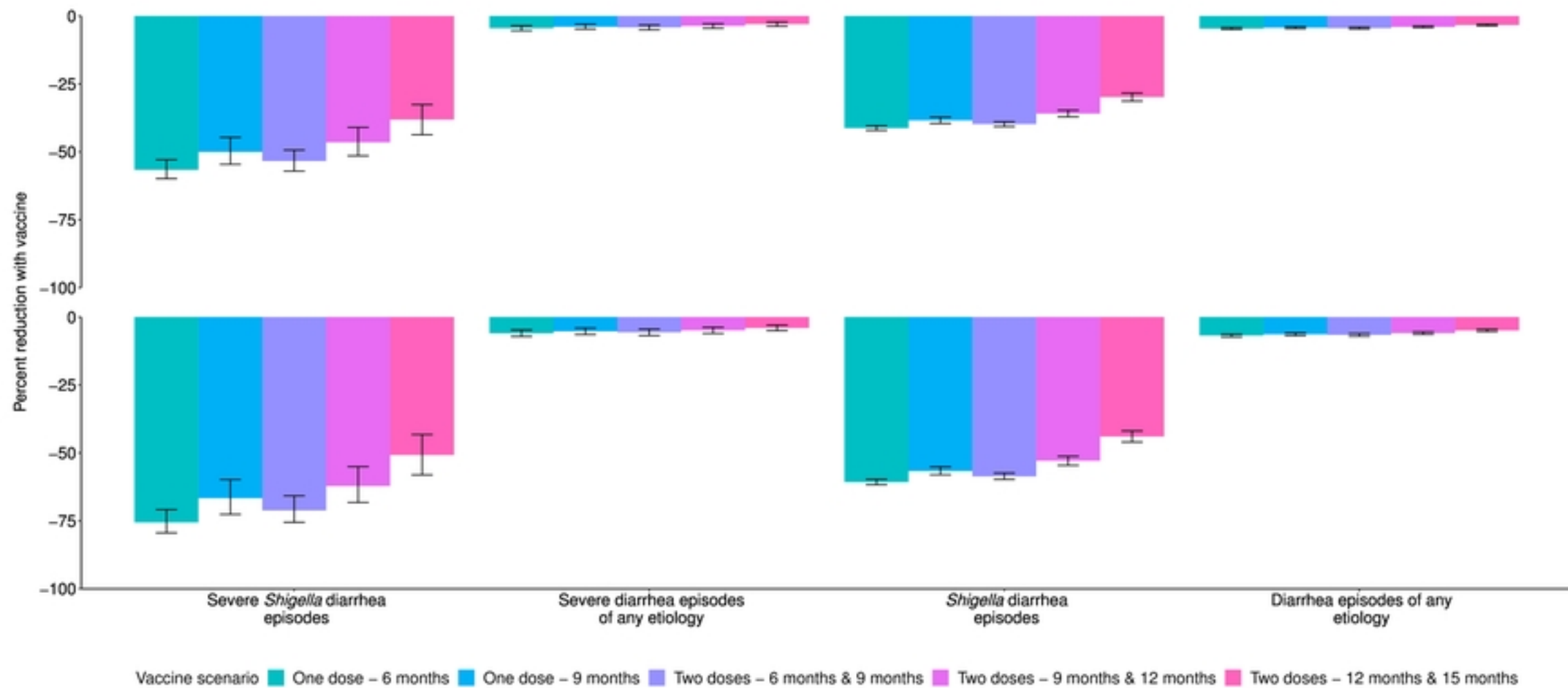


Figure 1

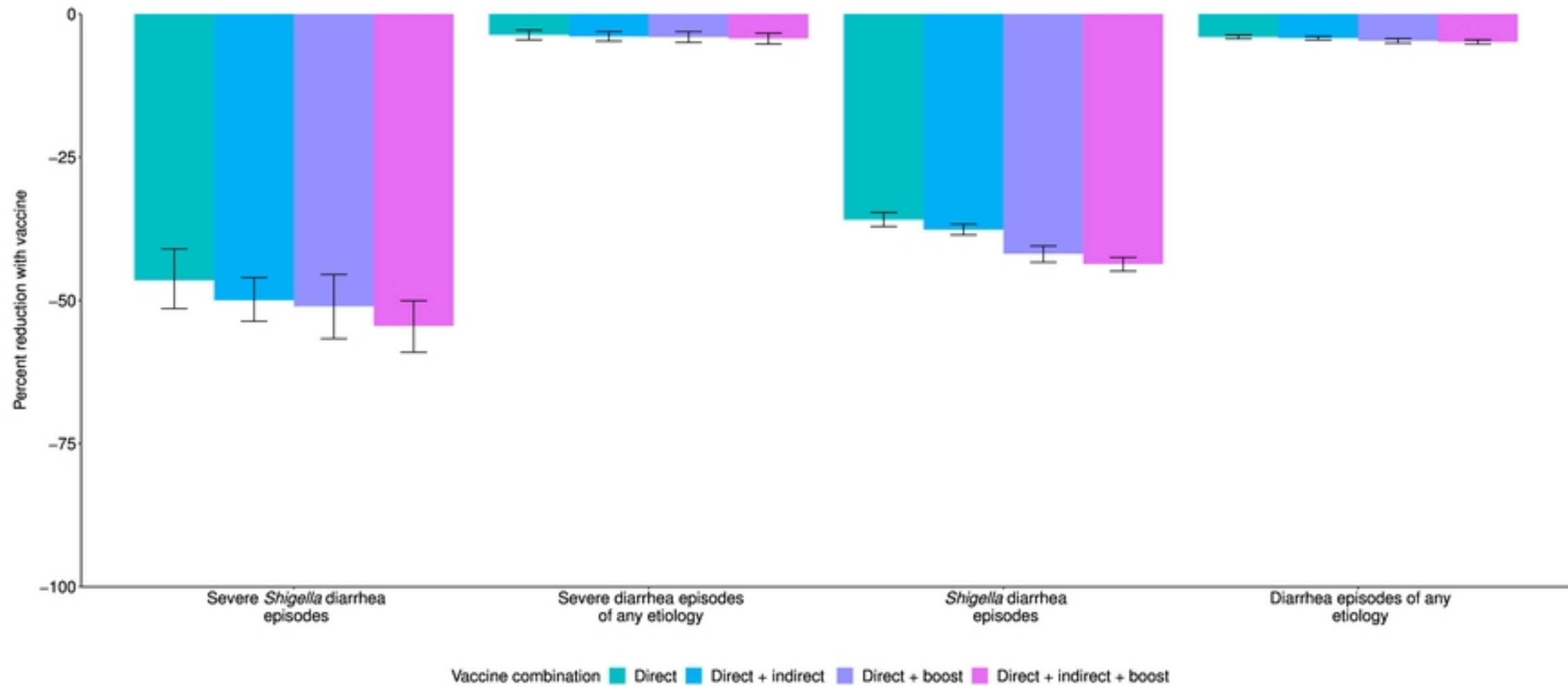


Figure 2

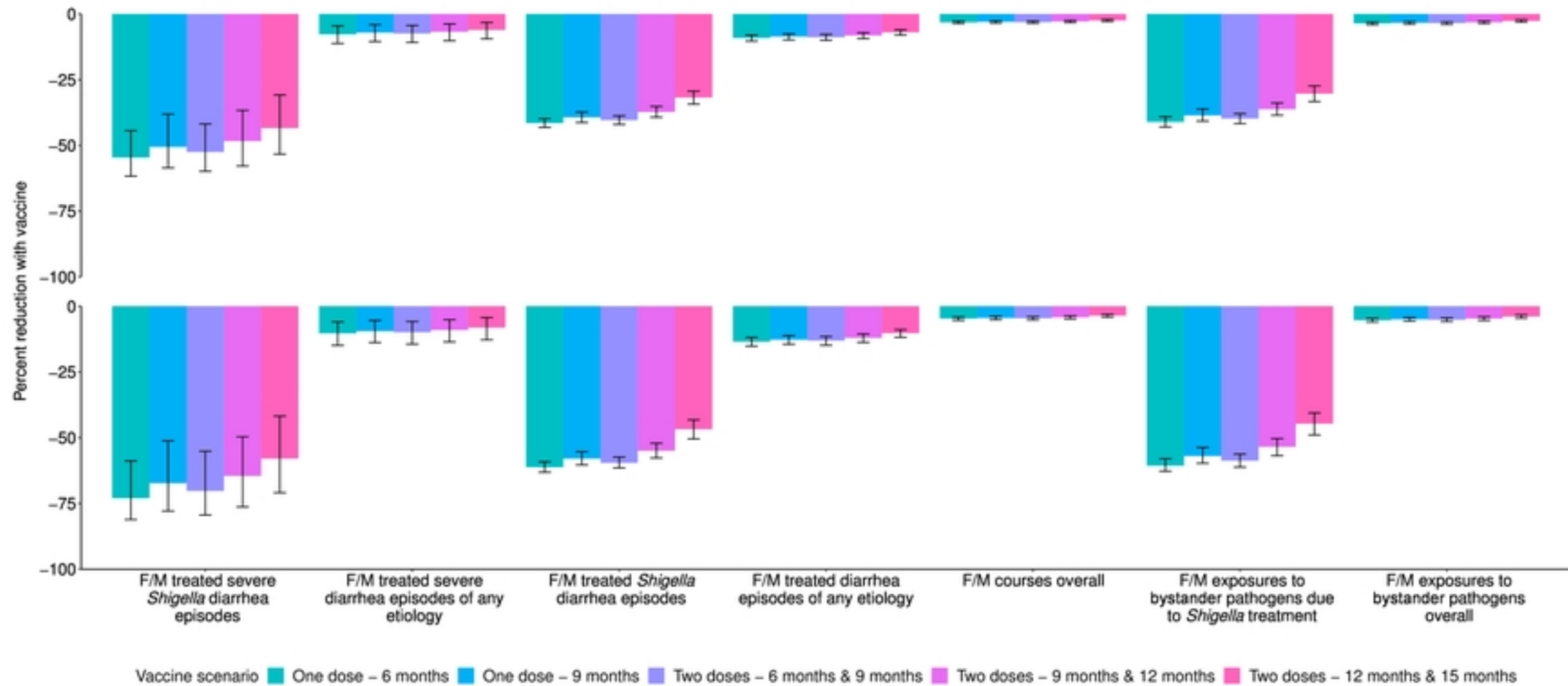


Figure 3

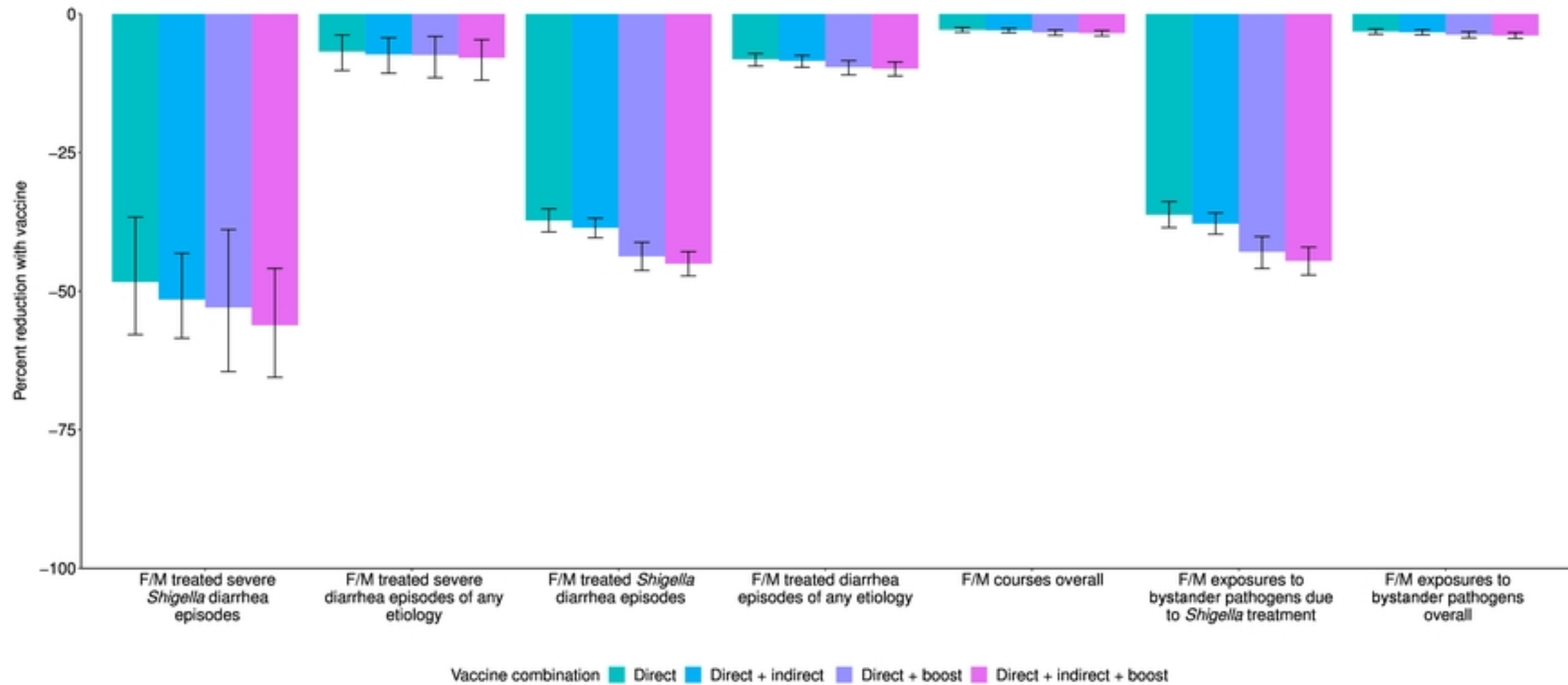


Figure 4