

1 **Knowledge of COVID-19 prevention in Eastern Ethiopia**

2
3 Merga Dheresa^{1†}, Zachary J. Madewell^{2†}, Jonathan A. Muir³, Tamirat Getachew¹, Gamachis Daraje¹,
4 Gezahegn Mengesha¹, Cynthia G. Whitney³, Nega Assefa^{1‡}, and Solveig A. Cunningham^{3‡}

5
6 †Co-first authors

7 ‡Co-senior authors

8
9 Affiliations

- 10 1. Haramaya University, College of Health and Medical Sciences, Harar, Ethiopia
11 2. Global Health Center, Centers for Disease Control and Prevention, Atlanta, GA, United States
12 3. Emory University, Global Health Institute, Atlanta, GA, United States

13
14 *Corresponding author: Zachary J. Madewell, PhD. email: ock0@cdc.gov

15 **ABSTRACT**

16

17 **Objectives:** As of May 2023, over 500,000 COVID-19 cases and over 7,500 deaths have been reported in
18 Ethiopia. Understanding community members' knowledge and perception of SARS-CoV-2 prevention is
19 essential for directing public health interventions to reduce transmission and improve vaccination
20 coverage. Here, we aimed to describe factors associated with knowledge of COVID-19 prevention among
21 community residents in Eastern Ethiopia.

22

23 **Methods:** We conducted a cross-sectional survey among a random sample of 880 participants in a Health
24 and Demographic Surveillance System in the Harari Region, Ethiopia, from August to September 2021.
25 Principal components analysis was used to create a score representing knowledge of COVID-19
26 prevention. Quasi-Poisson regression was used to examine associations between demographic
27 characteristics and knowledge of COVID-19 prevention. Our survey also included information regarding
28 knowledge of community or government measures to prevent COVID-19, healthcare services for children
29 under five, and healthcare services for pregnant women.

30

31 **Results:**

32 The most cited individual measures to reduce the risk of contracting COVID-19 were washing hands with
33 soap (91.5%) and wearing a facemask (89.2%), whereas least mentioned were avoiding domestic and
34 international travel (22.2%) and wearing medical gloves (20.3%). The most recognized community or
35 government measures to prevent SARS-CoV-2 transmission were closure of schools and universities
36 (77.0%), advice to avoid gatherings (75.2%), and advice to stay home (62.3%). Adjusted analyses
37 demonstrated that knowledge of COVID-19 prevention was higher among participants from rural areas
38 than urban areas, those aged ≥ 65 years (< 25 years as reference), with secondary education (no formal
39 education as reference), with monthly income of $\geq 2,001$ Birr (0-1,200 as reference), and were farmers or
40 domestic/subsistence workers or government employees (unemployed as reference). Knowledge was
41 lower among households with ≥ 5 household members (1-2 as reference). Of households with children
42 under five and pregnant women, 9.4% and 12.3% missed at least one medical care visit since mid-March
43 2020 consequent to the pandemic, respectively.

44

45 **Conclusions:** Public health interventions to reduce infectious disease transmission depend on perceptions
46 of risk and knowledge. The survey found that most adults had good knowledge of methods for reducing
47 risks of COVID-19, although knowledge differed between groups. A substantial number of respondents
48 reported missing important healthcare visits. Understanding these factors may help Ethiopian authorities
49 plan effective health education programs to control community and household transmission of SARS-
50 CoV-2.

51

52 **Keywords:** community; household; SARS-CoV-2; sub-Saharan Africa; health education; health
53 communication

54 **Introduction**

55 Coronavirus disease 2019 (COVID-19) was first reported in Ethiopia in March 2020. Since then,
56 over 500,000 laboratory-confirmed cases and over 7,500 deaths have been reported in Ethiopia through
57 May 2023, accounting for 5.2% of total COVID-19 cases and 4.3% of COVID-19 deaths reported in
58 Africa.¹ However, COVID-19 tests were largely unavailable in Ethiopia throughout the pandemic, and as
59 of March 2022, only three million COVID-19 tests had been performed among Ethiopia's 120 million
60 population, implying that the actual number of cases is likely much higher.²

61 Knowledge, attitude, and practices (KAP) studies of COVID-19 in sub-Saharan Africa have
62 demonstrated positive associations between knowledge of COVID-19 symptoms, transmission, and
63 prevention, and implementation of public health measures such as hand hygiene, social distancing, and
64 facemask use.^{3, 4} Knowledge of COVID-19 symptoms, transmission, and prevention has also been
65 positively associated with vaccination coverage,⁵⁻⁷ which is one of the most effective strategies for
66 protecting individuals against COVID-19 hospitalization and death.^{8, 9} COVID-19 vaccines were
67 introduced in Ethiopia in March 2021, initially prioritizing healthcare workers, older adults, and
68 individuals with chronic diseases.¹⁰ The vaccination campaign was expanded in November 2021 to
69 include all individuals aged 12 years or older.¹¹ By May 2023, 32.6% of Ethiopia's population had
70 completed a primary COVID-19 vaccine series of BBIBP-CorV (Sinopharm, Beijing CNBG) (two
71 doses), BBV152 (Bharat Biotech's Covaxin) (two doses), Ad26.COV2.S (Janssen) (one dose), or
72 ChAdOx1-S (Covishield) (two doses), but only 2.5% had received a booster dose.¹

73 How much the community knows about COVID-19 prevention is unclear for eastern Ethiopia.
74 One community-based cross-sectional survey of adults in the Harari Region in February 2021 found low
75 perceived risk of COVID-19—35.6% of participants indicated they would seek healthcare if they
76 developed COVID-19 symptoms,¹² although these data were collected before the emergence of more
77 transmissible SARS-CoV-2 variants.^{13, 14} The authors found that perception of risk toward COVID-19
78 was greater among respondents from rural areas than urban areas, but they did not evaluate factors
79 associated with knowledge of COVID-19 prevention among urban and rural residents, knowledge of

80 community or government measures to prevent COVID-19, nor healthcare access among children under
81 five and pregnant women during the pandemic. We conducted a community-based cross-sectional study
82 to evaluate factors associated with knowledge of COVID-19 prevention in urban and rural settings of
83 Eastern Ethiopia. Information resulting from this study will inform prioritizing health education programs
84 regarding public health measures to prevent transmission of infectious disease among community
85 residents.

86

87 **Methods**

88 *Study setting*

89 The study was conducted in a predominantly rural area in the Kersa District and an urban area in
90 the Harari People's National Regional State in Eastern Ethiopia. Both areas have been monitored through
91 a Health and Demographic Surveillance System since 2012, with demographic and health-related
92 information regularly collected.^{15, 16} The rural area comprises 24 kebeles (neighborhoods), covering 353
93 km² and with a population of 135,754 in 25,653 households (Figure 1). The urban area comprises 12
94 kebeles, covering 25.4 km² and with a population of 55,773 in 14,768 households.

95

96 *Study design*

97 This study is part of a larger examination within the Child Health and Mortality Prevention
98 Surveillance (CHAMPS) network to understand the consequences of COVID-19 lockdowns for child
99 health and mortality.¹⁵⁻¹⁷ A survey instrument was developed to collect information about households'
100 experiences during the COVID-19 lockdown, including their knowledge of personal and community or
101 government measures to prevent COVID-19, access to healthcare services for under-five children, and
102 healthcare services for pregnant women.

103 Households were selected through simple random sampling from a sample frame of all
104 households in the HDSS to achieve a sample size of 880 participants: 440 from four kebeles in the rural
105 catchment area (Kersa) and 440 from four kebeles in the urban catchment area (Harar) (Figure 1). Sample

106 weights were not applied. The sample size was specified *a priori* to detect prevalence of changes in
107 accessing healthcare, with specifications of 50% of the population experiencing changes, 95% confidence
108 interval (CI), precision of 0.05, and non-response adjustment of 10%. Data collectors were selected from
109 the fieldwork teams of HDSS enumerators, who were already trained and working in the HDSS. Data
110 collection occurred between August and September 2021 and was carried out through tablet-based, in-
111 person interviews with adult household members. All of the 880 sampled households consented and
112 participated in the survey. Data from the questionnaire were linked with data from the most recent
113 completed HDSS round (collected from January to May 2020) to incorporate additional demographic data
114 about the sampled household, specifically: number of children under 5 years of age, number of adults
115 over age 60 in the household, household assets and residence construction materials. Data quality
116 assurance and cleaning followed standard procedures for the HDSS,^{18, 19} and inconsistent or missing data
117 were flagged for data collectors to correct. Field supervisors and the field coordinator selected a random
118 sub-sample of questionnaires for re-visits to validate the recorded information. The data used are
119 accessible at UNC Dataverse.²⁰ Implementation of the module was approved by the Institutional Health
120 Research Ethics Review Committee (IHRERC) with approval reference number
121 Ref.No.IHRERC/127/2021.

122

123 **Measures**

124 Interviewers asked which measures can be adopted to reduce the risk of contracting COVID-19
125 without providing options and recorded participants' responses. Responses were subsequently categorized
126 as: handwashing, sanitizer use, avoiding handshaking/physical greeting, mask use, medical gloves use,
127 avoiding travel, avoiding going out, avoiding crowded places, two-meter social distancing, and other.

128 This survey included a closed-ended question asking participants which steps the community or
129 government had taken to prevent the spread of SARS-CoV-2. Interviewers read each of the following
130 options aloud and recorded participants' responses: advising citizens to stay home, avoiding gatherings,
131 restricting travel within country/area, restricting international travel, closing of schools and universities,

132 imposing curfew or lockdown, closing of non-essential businesses, conducting sensitization or public
133 awareness campaigns, establishing isolation centers, and disinfecting of public places.

134 Individual characteristics included: sex (female, male), age group (<25 years, 25-44 years, 45-64
135 years, ≥ 65 years), residence (urban, rural), ethnicity (Oromo, Amhara, other), religion (Christian, Muslim,
136 other), marital status (married, separated/divorced, widowed, single), education (no formal education,
137 primary, secondary, college), occupation (unemployed, farmer or domestic/subsistence worker,
138 government employee, private employee, farmer, other), and health insurance (yes, no). Household
139 variables were: household size (1-2, 3-4, 5-6, 7-8, ≥ 9), children under five years (yes, no), adults over 60
140 years (yes, no), pregnant women (yes, no), household member tested positive for SARS-CoV-2 (yes, no),
141 monthly income ($\geq 4,600$, 3,001-4,600, 2,001-3,000, 1,201-2,000, 0-1,200 Birr, which is roughly
142 equivalent in U.S. dollars to $\geq \$127$, \$83-127, \$55-83, \$33-55, and \$0-33 (\$1 USD \approx 36.4 Birr at the time
143 of this survey in August-September 2021), and television ownership (yes, no).

144 For participants with children under five, our survey asked whether those children had attended
145 any healthcare visits between mid-March 2020 (yes, no) and when the survey was conducted in August-
146 September 2021, and whether they needed medical care or a clinic visit but could not do so since mid-
147 March 2020 (yes, no). We recorded the kind of medical care the child received or needed but did not
148 receive (routine follow-up visits, routine vaccinations, clinic visits for any illness, services for
149 malnutrition), the number of missed medical care or clinic visits, and reasons for not receiving healthcare
150 (clinic closed, out of vaccines or medications, did not get transportation, lockdown, afraid to go).

151 For households with pregnant women between mid-March 2020 and August-September 2021, we
152 asked whether they had attended any pregnancy-related healthcare since mid-March (yes, no) and whether
153 they needed medical care during pregnancy but did not receive it (yes, no). We also recorded the kind of
154 healthcare received or needed but not received (routine antenatal care visits, pregnancy-related
155 complication or concern, delivery, Caesarean section, illness not related to pregnancy, medications,
156 routine postnatal care visit, postnatal concern or complications), the number of missed medical care or
157 clinic visits, and reasons for not receiving healthcare (out of medications, lockdown, afraid to go).

158

159 *Statistical Analysis*

160 We presented frequency distributions of individual characteristics (age, sex, residence, ethnicity,
161 religion, marital status, education, occupation, has health insurance), household characteristics (household
162 size, children under five, adults over 60, pregnant women, income, television, household member tested
163 positive for SARS-CoV-2), child healthcare access (had children under five attend healthcare visits,
164 needed medical care but could not do so, number of visits missed, reasons for not receiving healthcare),
165 and pregnancy healthcare access (attended pregnancy-related healthcare, needed medical care but could
166 not get it, number of visits missed, reasons for not receiving healthcare). We reported frequencies and
167 95% confidence intervals (95% CI) for knowledge of individual and community or government measures
168 to prevent COVID-19. Given the differences in COVID-19 knowledge reported by urban and rural
169 residents,¹² we presented all results for the total population and stratified by urban/rural residence.
170 Pearson Chi-square tests were used to evaluate associations between demographic characteristics and
171 urban or rural residence.

172 In accord with other KAP studies,²¹⁻²⁵ we used principal components analysis (PCA) to create a
173 score for assessing the level of knowledge of COVID-19 prevention among all prevention variables,
174 excluding other and gloves use, which may offer limited protection against SARS-CoV-2 transmission
175 among community members.²⁶ The overall Kaiser-Meyer-Olkin index of sampling adequacy was 0.89,
176 indicating that the sample size and data were sufficient for PCA. Scores of one were assigned to an option
177 if a respondent mentioned it and zero if they did not mention it. The resulting compound factor accounted
178 for 46% of the variability in the data and included all variables (Table S1). These variables were then
179 weighted against their eigenvector coefficients. Knowledge of prevention scores ranged from 0 to 4.5,
180 with higher scores representing greater knowledge.

181 Quasi-Poisson regression was used to evaluate unadjusted and adjusted associations between
182 characteristics (age group, sex, residence, ethnicity, religion, marital status, education, occupation,
183 monthly income, health insurance, household size, children under five, adults over 60, pregnant women,

184 television) and PCA-derived knowledge of prevention index for 1) all participants and 2) stratified by
185 urban/rural residence. Variables were selected for inclusion in the final adjusted regression models if their
186 unadjusted associations with knowledge of COVID-19 prevention had theoretical justification. Other
187 studies have demonstrated significant associations between COVID-19 knowledge and age;^{25, 27, 28} sex;^{25,}
188 ²⁸ ethnicity;²⁵ religion;^{25, 29} marital status;^{25, 28, 30} education;^{25, 31} occupation;^{25, 29} income;²⁵ health
189 insurance;³² household size;^{33, 34} older age;²⁵ and television as a source of COVID-19 information.²⁵
190 Therefore, all variables from unadjusted analyses were included in the final model. Values of $p < 0.05$
191 were considered statistically significant. We used the “car” package in R to derive generalized variance
192 inflation factors ($\text{GVIF}^{1/(2 \cdot \text{df})}$) for all independent variables in the adjusted model, where df is the degrees
193 of freedom associated with each term.³⁵ Generalized variance inflation factors were all < 1.7 so there was
194 no evidence of collinearity among independent variables (Table S2). We evaluated residual deviance as a
195 goodness-of-fit test for the overall model. The residual difference was 381.3 ($p = 1.0$), so we concluded
196 that the model fit was reasonable. All analyses were done in R software, version 4.3.0 (R Foundation for
197 Statistical Computing, Vienna, Austria).

198

199 **Results**

200 Of all 880 participants, 81.9% were female, 65.7% identified as Oromo ethnicity, 69.1% were
201 Muslim, 67.0% were married and 18.8% widowed, 50.2% had completed at least primary education, and
202 42.1% had health insurance. Regarding households, 43.8% had children under the age of five, 26.8% had
203 adults over the age of 60, and 13.0% had pregnant women (Table 1). The median age of urban
204 participants (45 years; interquartile range [IQR]: 35–60) was higher than rural participants (39 years;
205 IQR: 30–48) ($p < 0.001$). Two hundred sixty-six participants (30.2%) had family members who were ever
206 tested for COVID-19, of whom 24 (9.0%) had at least one family member test positive. Compared to
207 urban residents, a larger proportion of rural residents were Oromo (92.5% vs. 38.9%), Muslim (90.5% vs.
208 47.7%), married (79.1% vs. 55.0%), had no formal education (72.3% vs. 27.3%), and worked as a farmer
209 or in a domestic/subsistence occupation (53.0% vs. 4.5%) ($p\text{-values} \leq 0.035$). The median household size

210 in rural Kersa (6, IQR: 4–7) was larger than urban Harar (4, IQR: 3–5) ($p<0.001$). Furthermore, compared
211 to urban households, a greater proportion of rural households had children under the age of five and
212 pregnant women, whereas a smaller proportion had adults over 60 and SARS-CoV-2 positive household
213 members (p -values ≤ 0.006). More urban residents ($n=384$, 87.3%) owned a television than rural residents
214 ($n=85$, 19.3%) ($p<0.001$). Median monthly income in urban Harar (3,000 Birr, IQR: 1,500, 50,00) was
215 higher than rural Kersa (2,000 Birr, IQR: 1,300, 3,500) ($p<0.001$).

216 All but six of the participants (99.3%, 874/880) had heard of COVID-19. The most frequently
217 mentioned community or government measures to prevent SARS-CoV-2 transmission among all
218 participants were closure of schools and universities (77.0%), advice to avoid gatherings (75.2%), and
219 advice to stay home (62.3%), whereas least mentioned were restricted international travel (42.5%),
220 curfew/lockdown (43.0%), and establishment of isolation centers (43.5%) (Figure S1). A greater
221 proportion of urban participants than rural participants cited school closures, advice to stay home, and
222 sensitization/public awareness as community or government prevention measures (p -values <0.001)
223 (Figure 2).

224 Among all participants, the most commonly mentioned individual measures to reduce the risk of
225 contracting COVID-19 were washing hands with soap (91.5%), wearing a facemask (89.2%), and using
226 hand sanitizer (67.2%), whereas least mentioned were wearing medical gloves (20.3%), avoiding
227 domestic and international travel (22.2%), and avoiding going out unless necessary (23.1%) (Figure S1).
228 A greater proportion of rural than urban residents mentioned avoiding going out (44.1% vs. 2.0%),
229 avoiding travel (41.6% vs. 2.7%), and avoiding crowded places (66.8% vs. 28.4%) (p -values <0.001)
230 (Figure 2). Moreover, a greater proportion of rural than urban participants cited handwashing, mask use,
231 two-meter social distancing, avoiding handshakes or physical greetings, and wearing medical gloves,
232 whereas fewer mentioned using hand sanitizers (p -values ≤ 0.001).

233 Unadjusted analyses between demographic characteristics and PCA-derived knowledge of
234 prevention overall for all participants and stratified by urban/rural residence are shown in Figures 3 and
235 S2, respectively. Adjusting for all other variables in the model (Figure 3), the knowledge of COVID-19

236 prevention score was -0.77 (95% CI: -0.86, -0.69) lower for participants from urban areas than those from
237 rural areas. Monthly income of $\geq 4,600$, 3,001-4,600, or 2,001-3,000 Birr (with 0-1,200 Birr as reference)
238 had the strongest positive association with knowledge of COVID-19 prevention (β : 0.13 ~ 0.67). COVID-
239 19 prevention knowledge was also higher among participants who were ≥ 65 years (β : 0.38, 95% CI: 0.19,
240 0.57) with < 25 years as reference, were farmers or worked in a domestic/subsistence occupation (β : 0.24,
241 95% CI: 0.15, 0.33) or were government employees (β : 0.14, 95% CI: 0.01, 0.27) with unemployed as
242 reference, were Christian (β : 0.16, 95% CI: 0.05, 0.27) with Muslim as reference, were single (β : 0.18,
243 95% CI: 0.02, 0.33) with married as reference, and had secondary education (β : 0.17, 95% CI: 0.06, 0.29)
244 with no formal education as reference. Conversely, knowledge of COVID-19 prevention was lower
245 among households with 5-6, 7-8, or ≥ 9 household members (β : -0.29 ~ -0.18). The results stratified by
246 residence generally aligned with the overall findings, except for the positive association of older age and
247 the inverse association of household size with COVID-19 knowledge, which were only significant for
248 participants residing in rural areas (p -values ≤ 0.001) (Figure S3). Furthermore, secondary education and
249 Christian religion were only positively associated with COVID-19 knowledge for participants residing in
250 urban areas (p -values ≤ 0.029).

251 Over half (59.0%, 227/385) of households with children under five attended child healthcare
252 services between mid-March 2020 and August-September 2021, for reasons including routine or follow-
253 up visits (41.9%, 95/227), illnesses (41.4%, 94/227), and vaccinations (33.9%, 77/227) (Table 2).
254 However, thirty-six (9.4%) households needed medical care since mid-March 2020 but did not receive it.
255 The missed care included vaccinations (63.9%, 23/36) and clinic visits for any illness (41.7%, 15/36).
256 Reasons for not receiving healthcare services were fear of going to the clinic (61.1%, 22/36), lockdown
257 restrictions (22.2%, 8/36), and shortage of vaccines or medications (19.4%, 7/385); only three (0.8%) did
258 not receive care because the clinic was closed. The median number of visits missed was 2 (IQR: 1-3).

259 Almost three-quarters (73.7%, 84/114) of households with pregnant women had a pregnancy-
260 related healthcare visit between mid-March 2020 and August-September 2021, for reasons including
261 pregnancy-related complications or concerns (75.0%, 63/84), routine antenatal care visits (47.6%, 40/84),

262 and delivery (32.1%, 27/84) (Table 3). Fourteen (12.3%) pregnant women required medical care during
263 pregnancy since mid-March 2020 but did not receive it; the needed care included pregnancy-related
264 complications (42.9%, 6/14) and routine antenatal care visits (28.6%, 4/14). The median number of visits
265 missed was 1 (IQR: 1–2).

266

267 **Discussion**

268 In this cross-sectional survey of community members in Eastern Ethiopia, nine of ten participants
269 cited handwashing and facemask use as personal measures to prevent COVID-19, consistent with other
270 studies conducted in Ethiopia.^{12, 28, 36} These measures have been shown in other settings to be associated
271 with a substantial reduction in COVID-19 incidence.³⁷ Conversely, wearing medical gloves was
272 mentioned the least as a preventive measure for COVID-19. COVID-19 is primarily spread through
273 exposure to respiratory droplets carrying infectious virus from coughs or sneezes, and transmission via
274 contact with fomites (contaminated objects or surfaces) is possible, but the risk is generally considered to
275 be low.³⁸ The World Health Organization has warned that gloves use may have limited protective
276 effectiveness for community members against SARS-CoV-2.^{26, 39} Regular use of gloves may provide a
277 false sense of protection, and their incorrect use may favor SARS-CoV-2 transmission.²⁶

278 Participants from rural areas were significantly more likely than those from urban areas to cite
279 social distancing, avoiding crowded places, traveling, going out, and physical greetings to prevent
280 COVID-19, which are among the most effective ways to prevent SARS-CoV-2 transmission.^{37, 40} These
281 findings align with a study conducted in Harari, which demonstrated that individuals residing in rural
282 areas were more likely to adhere to COVID-19 prevention measures, including handwashing, staying at
283 home, maintaining social distancing, and wearing a facemask.⁴¹ These findings suggest that social
284 distancing and reducing contact activities may be more feasible in rural areas, while participants from
285 urban settings may encounter challenges in avoiding close contact with others.

286 Another possible explanation could be the disparity in access to healthcare information between
287 rural and urban areas. Although our study did not assess specific sources of COVID-19 information, it

288 was observed that television ownership was lower among participants from rural areas (19%) compared to
289 those from urban households (87%). Moreover, community-based health insurance coverage was reported
290 by a higher proportion of rural participants (59%) compared to urban participants (25%). Consequently, it
291 is conceivable that rural participants acquired information on COVID-19 prevention from more reliable
292 sources, such as community health workers or local health clinics. Prior studies in Ethiopia have reported
293 television, social media, and radio as the most commonly cited sources of COVID-19 information, which
294 were associated with higher levels of knowledge regarding COVID-19 transmission and prevention.^{3, 12, 28}
295 Our study, however, did not find an association between television ownership and COVID-19 prevention
296 knowledge. Although television is a common source of information, owning a television alone does not
297 guarantee exposure to accurate and reliable COVID-19 information. Factors such as the frequency and
298 quality of COVID-19 related programming, viewership habits, and media literacy could impact
299 knowledge levels. In another study conducted in Harari Region using systematic random sampling, rural
300 residents were found to be 1.62 (95% CI: 1.24, 2.10) times more likely to perceive a lower risk of
301 COVID-19 compared to urban residents, potentially attributed to the lower population density in rural
302 areas.¹² Additional studies focusing on COVID-19 knowledge in Harari Region are needed to gain further
303 insights into other factors influencing COVID-19 knowledge, including health infrastructure and
304 resources, local context and cultural factors, and communication channels.

305 Knowledge of COVID-19 prevention was higher among participants aged 65 and older compared
306 to younger participants, which is in accord with previous research.²⁹ Older adults are at a greater risk of
307 COVID-19-related complications, hospitalization, and mortality, particularly those with underlying health
308 conditions.^{42, 43} According to data from the WHO, individuals aged ≥ 60 years accounted for over 80% of
309 global COVID-19 mortality in 2020 and 2021.⁴⁴ Other studies conducted in Ethiopia have also reported
310 greater uptake of vaccination and other preventive measures among older adults compared to younger
311 adults.^{5, 28} Although younger adults are less likely to be hospitalized with COVID-19 compared to older
312 adults, some develop severe disease, and they can transmit the virus even when asymptomatic.⁴⁵
313 Therefore, while the older population may already have better knowledge of COVID-19 prevention,

314 interventions should also target younger age groups to address potential knowledge gaps and mitigate the
315 risks associated with COVID-19 transmission. It is worth noting that Ethiopia has a young population,
316 with a median age of 19.8 years, which is considerably lower than the median age of our study
317 participants (40 years).⁴⁶ Therefore, the higher knowledge levels observed among older adults in our
318 study may be specific to this age group and may not necessarily reflect knowledge levels in younger age
319 cohorts.

320 Households with higher monthly income had greater knowledge of COVID-19 prevention than
321 households with the lowest income, which is consistent with previous studies in Ethiopia.^{3, 28} Eyeberu *et*
322 *al.* found that individuals in Harari Region with higher income had greater perception of community risk
323 of contracting COVID-19 than those in the lowest income group.¹² However, among participants from
324 rural areas, household size was found to be inversely associated with COVID-19 prevention knowledge,
325 which is in contrast to a study of urban residents in northwest Ethiopia showing larger family sizes to be
326 associated with greater COVID-19 knowledge and more positive attitudes towards COVID-19
327 prevention.³⁴ In our study, none of the 40 participants from rural areas with household sizes of 9 or more
328 members and only two of 134 (1.5%) participants from households of 7-8 members had completed
329 secondary or college education. These proportions were lower than the 36.5% (19/52) of participants from
330 households with only one or two individuals who had completed secondary or college education. Limited
331 access to formal education in larger households could contribute to lower levels of COVID-19
332 knowledge.⁴⁷

333 In April 2020, Ethiopia declared a state of emergency for COVID-19, which lasted for five
334 months. The measures included suspending public gatherings such as religious congregations, sports, and
335 concerts; quarantining travelers; requiring masking; closing schools and universities; and ordering some
336 workers to work from home.^{48, 49} Additionally, other public health measures were implemented, such as
337 restricting taxi and mass transit services, restricting long-distance travel to and from Addis Ababa, closing
338 land borders, pardoning prisoners, postponing elections, and disseminating COVID-19 information via
339 various media, including billboards and text messages.^{48, 49} Ethiopia also established exclusive facilities

340 for COVID-19 healthcare and repurposed non-healthcare facilities as isolation centers and hospitals for
341 COVID-19 care.⁴⁸ In the Harari Region, we found that the most recognized community or government
342 measures to prevent COVID-19 were closures of schools and universities and advice to avoid gatherings.
343 More urban participants were also aware of government COVID-19 sensitization campaigns and advice to
344 stay home, which may be attributed to exposure to multi-media messaging in cities.²⁸

345 Our study also evaluated healthcare access for young children and pregnant women after the first
346 COVID-19 case was reported in Ethiopia in March 2020. From mid-March to August-September 2021,
347 over half of participants with children under five and three-quarters of pregnant women were able to
348 attend healthcare visits, but one in ten missed at least one clinic visit due to concerns about contracting
349 SARS-CoV-2. These findings align with a study in Southwest Ethiopia, which reported a significant
350 reduction in family planning, antenatal care visits, healthcare facility births, and newborn vaccinations
351 during the pandemic.⁵⁰ During the pandemic in 2020 and 2021, there was a notable decline in childhood
352 vaccination coverage, particularly in low and middle-income countries.⁵¹ Ethiopia also experienced
353 disruptions in scheduled supplemental vaccination activities, including the postponement of a nationwide
354 measles preventive vaccination campaign in April 2020.⁵² Another study in Ethiopia, demonstrated a
355 significant decrease in childhood vaccinations, attributed to government lockdowns and inadequate
356 supply by local providers and suppliers. To mitigate the impact of the pandemic on childhood vaccination
357 coverage and ensure the continuity of essential healthcare services for children and pregnant women, it is
358 recommended to facilitate the vaccination process by reducing waiting times at health centers, addressing
359 parents' concerns and fears related to COVID-19, improving vaccine availability, and promoting access
360 in remote areas.⁵¹

361 This cross-sectional study has limitations, such as the lack of causal inference or temporality
362 assessment, and potential social desirability bias in responses regarding COVID-19 prevention
363 knowledge. As with any cross-sectional survey, the possibility of interviewer bias in conducting
364 interviews cannot be completely ruled out. However, we took proactive measures to minimize this
365 potential bias including comprehensive training provided to interviewers, rigorous recruitment processes

366 for selecting qualified interviewers, and regular supervision of interviews by a data collection expert.
367 Nonetheless, our study included a large sample of urban and rural community members, which provided
368 the power to examine the data in several ways.

369

370 **Conclusion**

371 In Harar and Kersa, Ethiopia, nine of ten community members knew that handwashing and mask-
372 wearing could prevent COVID-19, but fewer identified avoiding crowded places and social distancing as
373 prevention measures. Participants from rural areas demonstrated higher knowledge of COVID-19
374 prevention than those from urban areas. These findings suggest the importance of targeted outreach and
375 community-engaged messaging to promote prevention measures, especially among younger, unemployed,
376 and less educated individuals. In addition, promoting the safety and efficacy of COVID-19 vaccines
377 through tailored communication strategies involving community leaders is necessary. Understanding
378 these factors can aid authorities in developing effective education programs to control infectious disease
379 transmission in households and communities.

380 References

- 381 1. World Health Organization. COVID-19 Mozambique,
382 <https://covid19.who.int/region/afro/country/mz> (2022, accessed October 11 2022).
- 383 2. Konjit-Solomon M. EPHI COVID tracker dashboard: Ethiopia COVID-19 cases,
384 <https://public.tableau.com/app/profile/mahletkonjitsolomon/viz/EthiopiaCOVID-19Cases/EthiopiaCOVID-19Cases> (2023, accessed March 26 2023).
- 385 3. Yesuf M and Abdu M. Knowledge, attitude, prevention practice, and associated factors toward
386 COVID-19 among preparatory school students in Southwest Ethiopia, 2021. *PLOS ONE* 2022;
387 17: e0262907. DOI: 10.1371/journal.pone.0262907.
- 388 4. Nwagbara UI, Osual EC, Chireshe R, et al. Knowledge, attitude, perception, and preventative
389 practices towards COVID-19 in sub-Saharan Africa: A scoping review. *PLOS ONE* 2021; 16:
390 e0249853. DOI: 10.1371/journal.pone.0249853.
- 391 5. Abebe H, Shitu S and Mose A. Understanding of COVID-19 vaccine knowledge, attitude,
392 acceptance, and determinates of COVID-19 vaccine acceptance among adult population in
393 Ethiopia. *Infection and drug resistance* 2021; 14: 2015.
- 394 6. Aklil MB and Temesgan WZ. Knowledge and Attitude towards COVID-19 Vaccination and
395 Associated Factors among College Students in Northwest Ethiopia,2021. *Health Serv Res Manag
396 Epidemiol* 2022; 9: 23333928221098903. 20220503. DOI: 10.1177/23333928221098903.
- 397 7. Yisak H, Ambaw B, Belay E, et al. Knowledge, attitude, acceptance, and practice of COVID-19
398 vaccination and associated factors complemented with constructs of health belief model among
399 the general public in South Gondar, Ethiopia: A community-based study. *Frontiers in Public
400 Health* 2022; 10. Original Research. DOI: 10.3389/fpubh.2022.914121.
- 401 8. Shapiro J, Dean NE, Madewell ZJ, et al. Efficacy estimates for various COVID-19 vaccines: what
402 we know from the literature and reports. *MedRxiv* 2021: 2021.2005. 2020.21257461.
- 403 9. Song S, Madewell ZJ, Liu M, et al. Effectiveness of SARS-CoV-2 vaccines against Omicron
404 infection and severe events: a systematic review and meta-analysis of test-negative design
405 studies. *Frontiers in Public Health* 2023; 11: 1195908.
- 406 10. World Health Organization. Ethiopia introduces COVID-19 vaccine in a national launching
407 ceremony, [https://www.afro.who.int/news/ethiopia-introduces-covid-19-vaccine-national-
408 launching-ceremony](https://www.afro.who.int/news/ethiopia-introduces-covid-19-vaccine-national-launching-ceremony) (2021, accessed June 27 2023).
- 409 11. World Health Organization. Ethiopia launches a COVID-19 vaccination campaign targeting the
410 12 years and above population, [https://www.afro.who.int/news/ethiopia-launches-covid-19-
411 vaccination-campaign-targeting-12-years-and-above-population](https://www.afro.who.int/news/ethiopia-launches-covid-19-vaccination-campaign-targeting-12-years-and-above-population) (2021, accessed April 2 2023).
- 412 12. Eyeberu A, Mengistu DA, Negash B, et al. Community risk perception and health-seeking
413 behavior in the era of COVID-19 among adult residents of Harari regional state, eastern Ethiopia.
414 *SAGE Open Med* 2021; 9: 20503121211036132. 20210728. DOI: 10.1177/20503121211036132.
- 415 13. Madewell ZJ, Yang Y, Longini IM, et al. Rapid review and meta-analysis of serial intervals for
416 SARS-CoV-2 Delta and Omicron variants. *BMC Infectious Diseases* 2023; 23: 429. DOI:
417 10.1186/s12879-023-08407-5.
- 418 14. Madewell ZJ, Yang Y, Longini IM, et al. Household secondary attack rates of SARS-CoV-2 by
419 variant and vaccination status: an updated systematic review and meta-analysis. *JAMA network
420 open* 2022; 5: e229317-e229317.
- 421 15. Muir JA, Dheresa M, Madewell ZJ, et al. Food Insecurity amid COVID-19 Lockdowns:
422 Assessing Sociodemographic Indicators of Vulnerability in Harar and Kersa, Ethiopia. *medRxiv*
423 2023: 2023.2001. 2031.23284545.
- 424 16. Muir JA, Dheresa M, Madewell ZJ, et al. Household Hardships during the COVID-19 Pandemic:
425 Examining Household Vulnerability and Responses to Pandemic Related Shocks in Eastern
426 Ethiopia. *medRxiv* 2023: 2023.2002. 2001.23285322.
- 427

- 428 17. Cunningham SA, Shaikh NI, Nhalo A, et al. Health and demographic surveillance systems
429 within the child health and mortality prevention surveillance network. *Clinical Infectious*
430 *Diseases* 2019; 69: S274-S279.
- 431 18. Assefa N, Oljira L, Baraki N, et al. HDSS profile: the Kersa health and demographic surveillance
432 system. *International Journal of Epidemiology* 2016; 45: 94-101.
- 433 19. Cunningham S and Muir J. Data Cleaning. *The Cambridge Handbook of Research Methods and*
434 *Statistics for the Social and Behavioral Sciences* 2023; 1: 443-467.
- 435 20. Dheresa M, Muir JA, Madewell ZJ, et al. COVID-19 Impact Data for the CHAMPS HDSS
436 Network: Data from Harar and Kersa, Ethiopia. V1 ed.: UNC Dataverse, 2023.
- 437 21. Hajj A, Domiati S, Haddad C, et al. Assessment of knowledge, attitude, and practice regarding
438 the disposal of expired and unused medications among the Lebanese population. *J Pharm Policy*
439 *Pract* 2022; 15: 107. 20221230. DOI: 10.1186/s40545-022-00506-z.
- 440 22. Kwabla MP, Nyasordzi J, Kye-Duodu G, et al. Factors associated with COVID-19 knowledge
441 among Ghanaians: A national survey. *PLOS ONE* 2022; 17: e0276381. DOI:
442 10.1371/journal.pone.0276381.
- 443 23. Madewell ZJ, Chacón-Fuentes R, Jara J, et al. Knowledge, attitudes, and practices of seasonal
444 influenza vaccination in healthcare workers, Honduras. *Plos one* 2021; 16: e0246379.
- 445 24. Madewell ZJ, Chacón-Fuentes R, Badilla-Vargas X, et al. Knowledge, attitudes, and practices
446 regarding seasonal influenza vaccination during pregnancy in Costa Rica: A mixed-methods
447 study. *Vaccine* 2022; 40: 6931-6938.
- 448 25. Nhalo A, Madewell ZJ, Muir JA, et al. Knowledge of COVID-19 Symptoms, Transmission,
449 and Prevention: Evidence from Health and Demographic Surveillance in Southern Mozambique.
450 *medRxiv* 2023: 2023.2003. 2031.23288026.
- 451 26. Anedda J, Ferreli C, Rongioletti F, et al. Changing gears: Medical gloves in the era of coronavirus
452 disease 2019 pandemic. *Clin Dermatol* 2020; 38: 734-736. 20200804. DOI:
453 10.1016/j.clindermatol.2020.08.003.
- 454 27. Sulistyawati S, Rokhmayanti R, Aji B, et al. Knowledge, attitudes, practices and information
455 needs during the covid-19 pandemic in indonesia. *Risk Management and Healthcare Policy* 2021;
456 14: 163.
- 457 28. Bitew G, Sharew M and Belsti Y. Factors associated with knowledge, attitude, and practice of
458 COVID-19 among health care professional's working in South Wollo Zone Hospitals, Northeast
459 Ethiopia. *SAGE Open Med* 2021; 9: 20503121211025147. 20210612. DOI:
460 10.1177/20503121211025147.
- 461 29. Defar A, Molla G, Abdella S, et al. Knowledge, practice and associated factors towards the
462 prevention of COVID-19 among high-risk groups: A cross-sectional study in Addis Ababa,
463 Ethiopia. *PLoS One* 2021; 16: e0248420. 20210311. DOI: 10.1371/journal.pone.0248420.
- 464 30. Muslih M, Susanti HD, Rias YA, et al. Knowledge, attitude, and practice of Indonesian residents
465 toward covid-19: A cross-sectional survey. *International journal of environmental research and*
466 *public health* 2021; 18: 4473.
- 467 31. Yesse M, Muze M, Kedir S, et al. Assessment of knowledge, attitude and practice toward
468 COVID-19 and associated factors among health care workers in Silte Zone, Southern Ethiopia.
469 *PLOS ONE* 2021; 16: e0257058. DOI: 10.1371/journal.pone.0257058.
- 470 32. Kreps S, Prasad S, Brownstein JS, et al. Factors associated with US adults' likelihood of
471 accepting COVID-19 vaccination. *JAMA network open* 2020; 3: e2025594-e2025594.
- 472 33. Feleke A, Adane M, Embrandiri A, et al. Knowledge, Attitudes, and Misconceptions About
473 COVID-19 Prevention Practices Among High and Preparatory School Students in Dessie City,
474 Ethiopia. *Journal of Multidisciplinary Healthcare* 2022; 15: 1035.
- 475 34. Taddese AA, Azene ZN, Merid MW, et al. Knowledge and attitude of the communities towards
476 COVID-19 and associated factors among Gondar City residents, northwest Ethiopia: A
477 community based cross-sectional study. *PLoS One* 2021; 16: e0248821. 20210416. DOI:
478 10.1371/journal.pone.0248821.

- 479 35. Fox J, Weisberg S, Adler D, et al. Package ‘car’. *Vienna: R Foundation for Statistical Computing*
480 2012; 16.
- 481 36. Desalegn Z, Deyessa N, Teka B, et al. COVID-19 and the public response: Knowledge, attitude
482 and practice of the public in mitigating the pandemic in Addis Ababa, Ethiopia. *PLOS ONE* 2021;
483 16: e0244780. DOI: 10.1371/journal.pone.0244780.
- 484 37. Talic S, Shah S, Wild H, et al. Effectiveness of public health measures in reducing the incidence
485 of covid-19, SARS-CoV-2 transmission, and covid-19 mortality: systematic review and meta-
486 analysis. *bmj* 2021; 375.
- 487 38. Meister TL, Dreismeier M, Blanco EV, et al. Low Risk of Severe Acute Respiratory Syndrome
488 Coronavirus 2 Transmission by Fomites: A Clinical Observational Study in Highly Infectious
489 Coronavirus Disease 2019 Patients. *J Infect Dis* 2022; 226: 1608-1615. DOI:
490 10.1093/infdis/jiac170.
- 491 39. World Health Organization. Coronavirus disease (COVID-19) advice for the public: Mythbusters,
492 [https://www.who.int/emergencies/diseases/novel-coronavirus-2019/advice-for-public/myth-](https://www.who.int/emergencies/diseases/novel-coronavirus-2019/advice-for-public/myth-busters)
493 [busters](https://www.who.int/emergencies/diseases/novel-coronavirus-2019/advice-for-public/myth-busters) (2022, accessed April 3 2023).
- 494 40. Madewell ZJ, Yang Y, Longini IM, et al. Household transmission of SARS-CoV-2: a systematic
495 review and meta-analysis. *JAMA network open* 2020; 3: e2031756-e2031756.
- 496 41. Eyeberu A, Debella A, Mengistu DA, et al. Perceived Self Efficacy in Implementing COVID-19
497 Preventive Measures Among Residents of Harari Regional State, Eastern Ethiopia: A
498 Community-Based Cross-Sectional Study. *Frontiers in Epidemiology* 2022; 2. Original Research.
499 DOI: 10.3389/fepid.2022.849015.
- 500 42. Goldstein JR and Lee RD. Demographic perspectives on the mortality of COVID-19 and other
501 epidemics. *Proceedings of the National Academy of Sciences* 2020; 117: 22035-22041.
- 502 43. Madewell ZJ, Yang Y, Longini IM, et al. Factors associated with household transmission of
503 SARS-CoV-2: an updated systematic review and meta-analysis. *JAMA network open* 2021; 4:
504 e2122240-e2122240.
- 505 44. Wong MK. COVID-19 mortality and Progress toward vaccinating older adults—World Health
506 Organization, worldwide, 2020–2022. *MMWR Morbidity and Mortality Weekly Report* 2023; 72.
- 507 45. Ravindra K, Malik VS, Padhi BK, et al. Asymptomatic infection and transmission of COVID-19
508 among clusters: systematic review and meta-analysis. *Public Health* 2022; 203: 100-109.
- 509 46. Central Intelligence Agency. The World Factbook: Field Listing-Median age,
510 <https://www.cia.gov/the-world-factbook/field/median-age/> (2023, accessed April 2 2023).
- 511 47. Getawa S, Aynalem M, Bayleyegn B, et al. Knowledge, attitude and practice towards COVID-19
512 among secondary school students in Gondar town, Northwest Ethiopia. *PLoS One* 2022; 17:
513 e0268084. 20220523. DOI: 10.1371/journal.pone.0268084.
- 514 48. Huluka DK, Ashagrie AW, Gebremariam TH, et al. Strategic response to COVID-19 in Ethiopia.
515 *Public Health Action* 2022; 12: 191-194. DOI: 10.5588/pha.22.0007.
- 516 49. Mohammed H, Oljira L, Roba KT, et al. Containment of COVID-19 in Ethiopia and implications
517 for tuberculosis care and research. *Infect Dis Poverty* 2020; 9: 131. 20200916. DOI:
518 10.1186/s40249-020-00753-9.
- 519 50. Kassie A, Wale A and Yismaw W. Impact of coronavirus Diseases-2019 (COVID-19) on
520 utilization and outcome of reproductive, maternal, and newborn health services at governmental
521 health facilities in South West Ethiopia, 2020: comparative cross-sectional study. *International*
522 *journal of women's health* 2021: 479-488.
- 523 51. SeyedAlinaghi S, Karimi A, Mojdeganlou H, et al. Impact of COVID-19 pandemic on routine
524 vaccination coverage of children and adolescents: A systematic review. *Health Sci Rep* 2022; 5:
525 e00516. 20220218. DOI: 10.1002/hsr2.516.
- 526 52. Nigus M, Zelalem M, Abraham K, et al. Implementing nationwide measles supplemental
527 immunization activities in Ethiopia in the context of COVID-19: process and lessons learnt. *Pan*
528 *Afr Med J* 2020; 37: 36. 20201116. DOI: 10.11604/pamj.suppl.2020.37.36.26614.

529

530 **Acknowledgements:** We are grateful to the study participants who contributed their time in responding to
531 our survey. We are also indebted to the fieldworkers in the data collection team that contacted household
532 representatives and collected to data presented herein.

533 **Declaration of conflicting interests:** The author(s) declared no potential conflicts of interest with respect
534 to the research, authorship, and/or publication of this article.

535 **Funding:** This work was supported, in whole or in part, by grant OPP1126780 from the Bill & Melinda
536 Gates Foundation.

537 **Ethical approval:** This study was conducted according to the guidelines in the Declaration of Helsinki;
538 all procedures involving research study participants, including digital data collection using tablets that
539 were programmed with the corresponding survey instruments, were approved by the Institutional Health
540 Research Ethics Review Committee (IHRERC), College of Health and Medical Sciences, Harar Campus,
541 Ethiopia; approval reference number Ref.No.IHRERC/127/2021. Written informed consent was obtained
542 for participants who were able to read and write. For participants who were unable to read or write, the
543 informed consent statement was read and oral informed consent from the participant was obtained,
544 recorded, and witnessed. These procedures for obtaining written or oral informed consent were approved
545 by the IHRERC, College of Health and Medical Sciences, Harar Campus, Ethiopia; approval reference
546 number Ref.No.IHRERC/127/2021.

547 **Authors' contributions:** Conceptualization (MD, TG, GD, GM, NA), data curation (MD, TG, GD, GM,
548 NA), formal analysis (ZM, JM), investigation (MD, TG, GD, GM, NA), methodology (MD, ZM, JM, TG,
549 GD, GM, CW, NA, SC), project administration (MD, TG, GD, GM, CW, NA, SC), resources (MD, TG,
550 GD, GM, NA), supervision (MD, CW, NA, SC), visualization (ZM, JM), writing – original draft
551 preparation (ZM, JM), writing – review & editing (MD, ZM, JM, TG, GD, GM, CW, NA, SC).

552 **Availability of data and materials:** Data and questionnaire are publicly available at:
553 <https://doi.org/10.15139/S3/CZO1IX>.

554 Dheresa, Merga; Muir, Jonathan A.; Madewell, Zachary J.; Getachew, Tamirat; Daraje, Gamachis;
555 Mengesha, Gezahegn; Whitney, Cynthia G.; Assega, Nega; Cunningham, Solveig A., 2023, "COVID-19
556 Impact Data for the CHAMPS HDSS Network: Data from Harar and Kersa, Ethiopia",
557 <https://doi.org/10.15139/S3/CZO1IX>, UNC Dataverse, V1, UNF:6:lhiZWlzO4Cb2liqSV5jtSA==
558 [fileUNF].

559 **Informed consent:** Written informed consent was obtained for participants who were able to read and
560 write. For participants who were unable to read or write, the informed consent statement was read and
561 oral informed consent from the participant was obtained, recorded, and witnessed.

562 **Disclaimer:** The findings and conclusions in this report are those of the authors and do not necessarily
563 represent the views of the US Centers for Disease Control and Prevention.

Table 1. Descriptive statistics of individuals who participated in COVID-19 cross-sectional survey, Ethiopia, August – September 2021, (N=880)

	Total N=880 N (%)	Urban N=440 N (%)	Rural N=440 N (%)	p-value
Individual characteristics				
Age (years)				<0.001
<25	63 (7.2)	30 (6.8)	33 (7.5)	
25-44	437 (49.7)	184 (41.8)	253 (57.5)	
45-64	280 (31.8)	146 (33.2)	134 (30.5)	
≥65	100 (11.3)	80 (18.2)	20 (4.5)	
Female sex	721 (81.9)	348 (79.1)	373 (84.8)	0.035
Ethnicity				<0.001
Oromo	578 (65.7)	171 (38.9)	407 (92.5)	
Amhara	198 (22.5)	165 (37.5)	33 (7.5)	
Other	104 (11.8)	104 (23.6)	0 (0.0)	
Religion				<0.001
Orthodox	234 (26.6)	197 (44.8)	37 (8.4)	
Muslim	608 (69.1)	210 (47.7)	398 (90.5)	
Other	38 (4.3)	33 (7.5)	5 (1.1)	
Marital status				<0.001
Married	590 (67.0)	242 (55.0)	348 (79.1)	
Divorced/separated	71 (8.1)	45 (10.2)	26 (5.9)	
Widowed	165 (18.8)	112 (25.5)	53 (12.0)	
Single	54 (6.1)	41 (9.3)	13 (3.0)	
Education				<0.001
No formal education	438 (49.8)	120 (27.3)	318 (72.3)	
Primary	176 (20.0)	118 (26.8)	58 (13.2)	
Secondary	143 (16.2)	109 (24.8)	34 (7.7)	
College	123 (14.0)	93 (21.1)	30 (6.8)	
Occupation				<0.001
Unemployed	315 (35.8)	192 (43.6)	123 (28.0)	
Government employee	131 (14.9)	104 (23.6)	27 (6.1)	
Private employee	114 (13.0)	62 (14.1)	52 (11.8)	
Farmer/Domestic	253 (28.7)	20 (4.5)	233 (53.0)	
Other	67 (7.6)	62 (14.1)	5 (1.1)	
Has health insurance	370 (42.1)	111 (25.2)	259 (58.9)	
Household characteristics				
Household size				<0.001
1-2	146 (16.6)	94 (21.4)	52 (11.8)	
3-4	257 (29.2)	168 (38.2)	89 (20.2)	
5-6	247 (28.1)	122 (27.7)	125 (28.4)	
7-8	171 (19.4)	37 (8.4)	134 (30.5)	
≥9	59 (6.7)	19 (4.3)	40 (9.1)	
Children under 5 years	385 (43.8)	129 (29.3)	256 (58.2)	<0.001
Adults over 60 years	236 (26.8)	134 (30.5)	102 (23.2)	0.006
Pregnant women	114 (13.0)	40 (9.1)	74 (16.8)	<0.001
Household member tested positive for SARS-CoV-2	24 (2.7)	20 (4.5)	4 (0.9)	0.001
Income				<0.001
≥4,600	175 (19.9)	96 (21.8)	79 (17.9)	
3,001-4,600	134 (15.2)	73 (16.6)	61 (13.9)	
2,001-3,000	168 (19.1)	75 (17.0)	93 (21.1)	
1,201-2,000	210 (23.9)	71 (16.1)	139 (31.4)	
0-1,200	193 (21.9)	125 (28.4)	68 (15.4)	
Owns television	469 (53.3)	384 (87.3)	85 (19.3)	<0.001

564

565

Table 2. Child healthcare access, Ethiopia, August – September 2021 (N=385)

	N	%
Had children under 5 attend any healthcare visits since mid-March 2020	227	59.0
Routine follow-up visit	95	24.7
Childhood vaccinations	77	20.0
Clinic visits for any illness	94	24.4
Services for malnutrition	8	2.1
Needed medical care/clinic visit but could not do so since mid-March 2020	36	9.4
Routine follow-up visit	7	1.8
Routine vaccinations	23	6.0
Clinic visits for any illness	15	3.9
Services for malnutrition	2	0.5
Number of medical care/clinic visits missed		
1	9	2.3
2	11	2.9
≥3	16	4.2
Reasons for not receiving healthcare ^a		
Clinic closed	3	0.8
Out of vaccines or medications	7	1.8
Did not get transportation	5	1.3
Lockdown	8	2.1
Afraid to go	22	5.7
No response	1	0.3

566 ^a Participants could provide multiple reasons

567

Table 3. Pregnancy healthcare access, Ethiopia, August – September 2021 (N=114)

	N	%
Attended any pregnancy-related healthcare since mid-March 2020	84	73.7
Routine antenatal care visits	40	35.1
Pregnancy-related complication or concern	63	55.3
Delivery	27	23.7
Caesarean section	3	3.5
Illness not related to pregnancy	9	7.9
Medications	2	1.8
Routine postnatal care visit	6	5.3
Postnatal concern or complications	1	0.9
Needed medical care during pregnancy but could not do so since mid-March 2020	14	12.3
Routine antenatal care visits	4	3.5
Pregnancy-related complication or concern	6	5.3
Illness not related to pregnancy	2	1.8
Postnatal concern or complications	2	1.8
Number of medical care/clinic visits missed		
1	6	5.3
2	4	3.5
Reasons for not receiving healthcare		
Out of medications	1	0.9
Lockdown	1	0.9
Afraid to go	1	0.9
No response	11	78.6

568

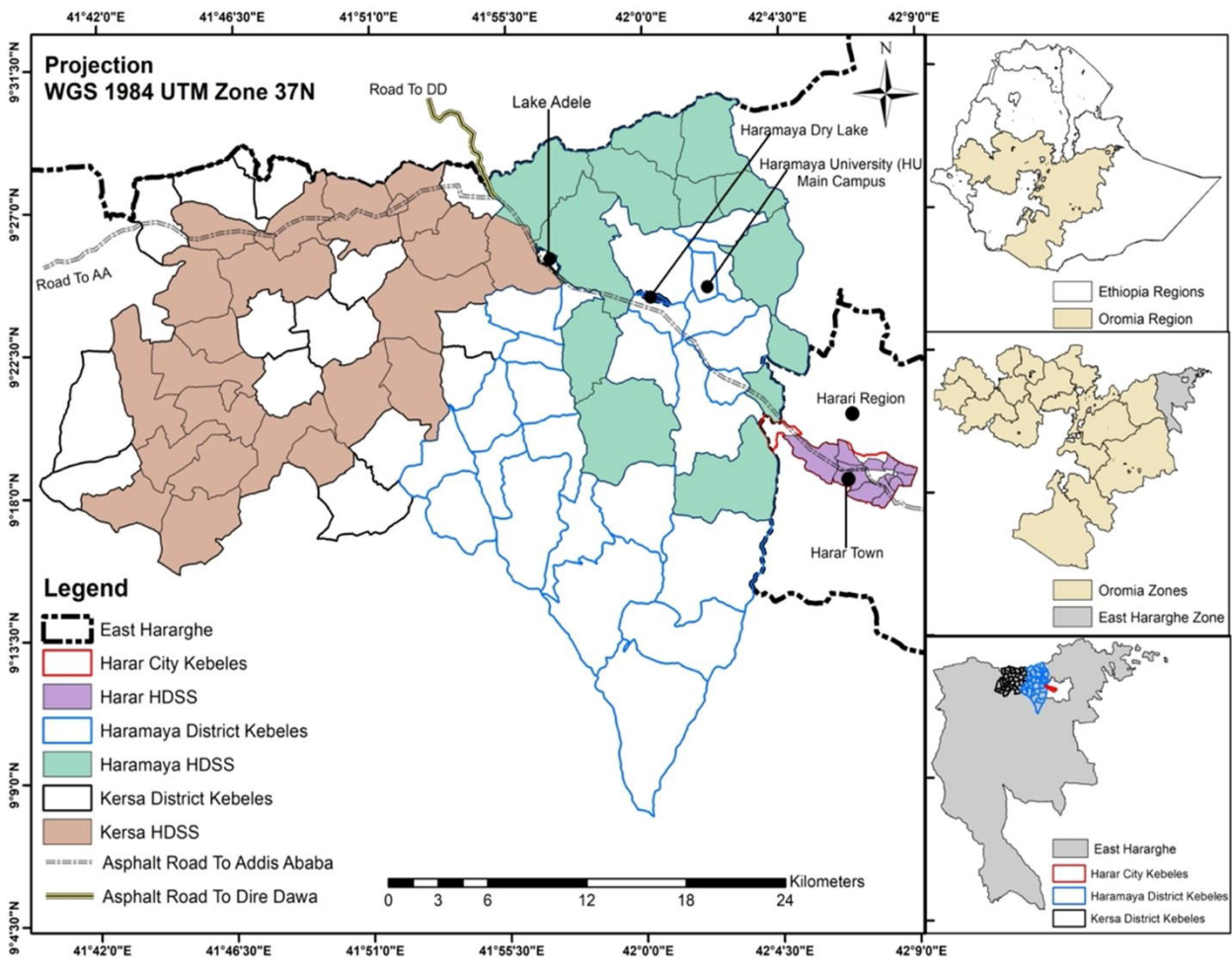
569 **Figure Titles and Legends**

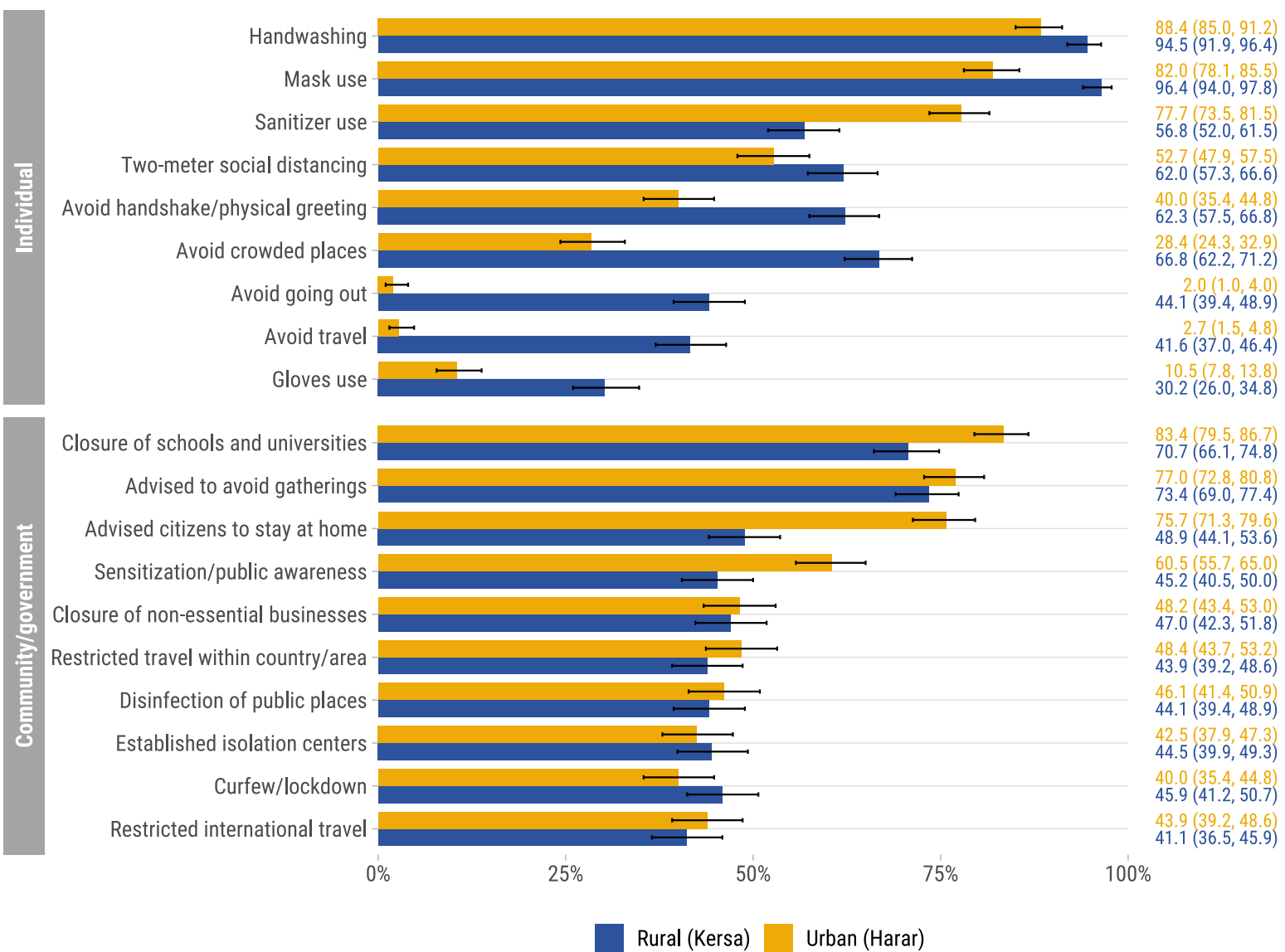
570 **Figure 1. Geospatial Distribution of the Harar and Kersa Health and Demographic Surveillance**

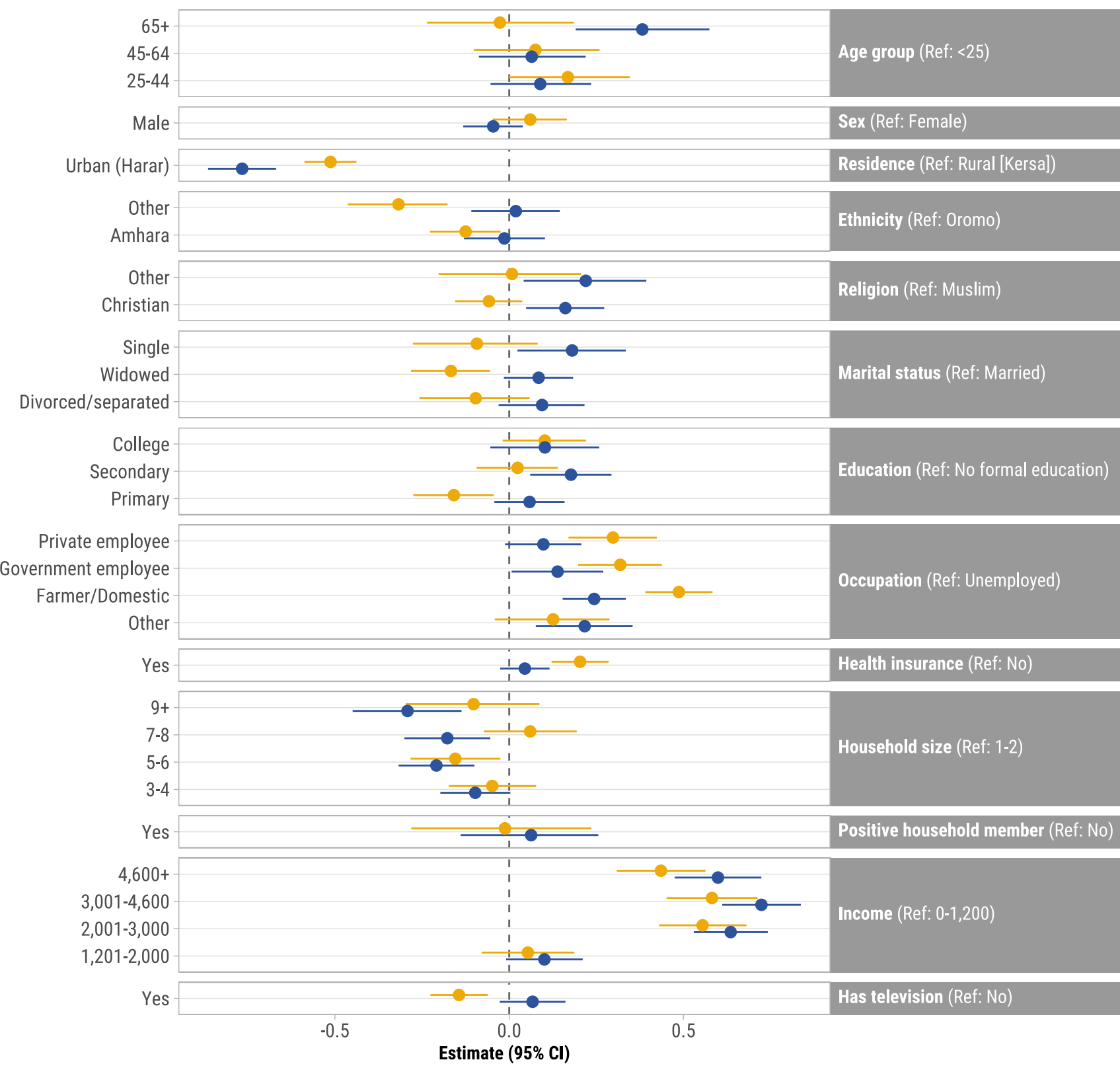
571 **Systems (HDSS) within East Hararghe, Oromia, Ethiopia.** The smaller map panels on the right
572 identify the location of the HDSS catchment areas within the East Haraghe Zone of the Oromia region in
573 Ethiopia. The HDSS catchment in Haramaya (depicted in green) was in development during the data
574 collection period, so households from this catchment were not included in this study.

575 **Figure 2.** Knowledge of individual and community/government measures to prevent COVID-19 stratified
576 by urban (Harar) and rural (Kersa) residence, Ethiopia, August – September 2021 (N=880). Error bars
577 represent 95% confidence intervals.

578 **Figure 3.** Unadjusted and adjusted associations between demographic characteristics and knowledge of
579 COVID-19 prevention index, all participants (N=880), Ethiopia, August – September 2021. Points
580 represent β coefficients and error bars represent 95% confidence intervals. Adjusted for all other variables
581 in the model. Knowledge of prevention was derived from principal components analysis and includes:
582 handwashing, sanitizer use, mask wearing, avoiding handshaking/physical greeting, avoiding travel,
583 avoiding going out, avoiding crowded places, and two-meter social distancing.







● Adjusted ● Unadjusted