

1 **Evaluating the buffering role of perceived social support and coping resources against the**
2 **adult mental health impacts of COVID-19 psychosocial stress: a cross-sectional study in**
3 **South Africa**

4
5 Andrew Wooyoung Kim^{1,2}, Someleze Swana², Mallika S. Sarma^{3*}
6

7 ¹Department of Anthropology, University of California, Berkeley, Berkeley, USA

8 ²SAMRC/Wits Developmental Pathways for Health Research Unit, Faculty of Health Sciences,
9 University of the Witwatersrand, Johannesburg, South Africa

10 ³Johns Hopkins School of Medicine, Baltimore, USA
11

12
13 Total text pages (23); tables (2); figures (3)

14 Running Headline: COVID stress buffering in SA
15

16 *Corresponding Author:

17 Mallika Sarma, PhD

18 Johns Hopkins School of Medicine

19 Baltimore, MD, USA

20 msarma1@jhu.edu
21
22

23 Data Availability Statement: The data that support the findings of this study are available on
24 request from the corresponding author. The data are not publicly available due to privacy or
25 ethical restrictions.
26

27 Funding: AWK is supported by the Fogarty International Center and National Institute of Mental
28 Health, of the National Institutes of Health under Award Number D43 TW010543. MSS is
29 supported by the Translational Research Institute for Space Health through National Aeronautics
30 and Space Administration Cooperative Agreement NNX16AO69A. The content is solely the
31 responsibility of the authors and does not necessarily represent the official views of the National
32 Institutes of Health or the National Aeronautics Space Administration.
33
34
35
36
37
38
39
40
41
42
43
44
45
46

47 **ABSTRACT**

48

49 **Objectives:** Growing evidence has highlighted the global mental health impacts of the COVID-
50 19 pandemic and lockdown, particularly in societies with pre-existing socioeconomic adversities
51 and public health concerns. Despite the sudden and prolonged nature of many psychosocial
52 stressors during the pandemic, recent studies have shown that communities utilized several
53 coping mechanisms to buffer the mental health consequences of COVID-related stress. This
54 paper examines the extent to which coping resources and social support buffered against the
55 mental health effects of COVID-19 psychosocial stress among adults in South Africa.

56

57 **Materials & Methods:** Adult participants (n=117) completed an online survey during the second
58 and third waves of the COVID-19 pandemic in South Africa (January-July 2021), which
59 assessed experiences of stress, coping resources, social support, and four mental health
60 outcomes: depression, anxiety, post-traumatic stress disorder, and bipolar disorder. Moderation
61 analyses examined the potential buffering role of coping resources and social support against the
62 mental health effects of COVID-19 stress.

63

64 **Results:** Adults reported elevated rates of psychiatric symptoms. Coping resources buffered
65 against the poor mental health effects of COVID-19 psychosocial stress, whereas perceived
66 social support did not significantly moderate the association between COVID-19 stress and adult
67 mental health.

68

69 **Discussion:** These results suggest that adults in our sample utilized a variety of coping resources
70 to protect their mental health against psychosocial stress experienced during the COVID-19
71 lockdown and pandemic in South Africa. Additionally, existing mental health conditions and
72 strained social relationships may have attenuated the potential stress-buffering effect of
73 perceived social support on adult mental health.

74

75 INTRODUCTION

76 The SARS-COVID-19 pandemic and subsequent lockdown severely disrupted everyday
77 life and infrastructure across the world while introducing a wide variety of global-level stressors.
78 Building on everyday stressors, many of the additional pressures COVID-19 brought were novel
79 and abrupt, compounding negative effects. They were also broad reaching and deeply felt across
80 sectors, impacting economic, social, interpersonal, and healthcare domains. Since its onset,
81 COVID-19 has led to at least 6.55 million global deaths but also has caused upheaval through
82 lost jobs, depletion of resources, and the cause of short-and long-term disability for an
83 unquantified number of people. In particular, the ongoing COVID-19 pandemic has been
84 disproportionately harmful to people at the margins already living in precarity. Several studies
85 have demonstrated that individuals with pre-existing conditions were more likely to experience
86 COVID-related hospitalization, ongoing morbidity, or mortality (Fang et al., 2020; Sanyaolu et
87 al., 2020; Wang et al., 2020). Marginalized populations, particularly those that have experienced
88 systemic and pervasive violence and trauma, have higher rates of morbidity and mortality,
89 particularly during the COVID-19 pandemic (Brakefield et al., 2022; Braveman & Gottlieb,
90 2014). In lower-to-middle income countries (LMIC), like South Africa, the pandemic has
91 introduced further mental health threats compounding existing ones (Kim et al., 2022).

92 As of October 2022, 4.02 million cases of COVID-19 have been reported in South
93 Africa, resulting in 102,000 deaths (Our World in Data, 2022). Like in many other parts of the
94 world, in South Africa, the onset of the pandemic brought about violent and abrupt disruptions to
95 economic and social resources, including travel, and gathering restrictions, as well as strain on an
96 already burdened healthcare infrastructure. Further, as a highly contagious airborne disease, the
97 containment and treatment of COVID-19 necessitated mandated social isolation, which has well-

98 documented negative impacts on mental health. In South Africa, a country recovering from the
99 violent legacies of apartheid and the subsequent downstream high rates of stress-related health
100 conditions (Coovadia et al., 2009; Kim et al., 2023), the additional stressors stemming from
101 COVID-19 created compounded stressors on an already overburdened healthcare system. This
102 struggling healthcare system, and the epidemic of non-COVID-related communicable and non-
103 communicable diseases, is an outcome of policies derived from colonial subjugation, apartheid
104 dispossession, and post-apartheid recovery. Across these periods, racial and gender
105 discrimination, the migrant labor system, the destruction of family life, vast income inequalities,
106 and extreme violence have shaped health and health services (Coovadia et al., 2009; Barbarin &
107 Richter, 2013; Kaminer & Eagle, 2010). These conditions have primed a population facing
108 inequality across multiple sectors, including in healthcare and disease incidence, to be
109 disproportionately impacted by COVID onset and recovery.

110 For many individuals, increased psychosocial stress has been a hallmark of this
111 pandemic. The pervasive and powerful impacts of stress on different aspects of human
112 functioning and well-being, particularly on mental health, have been well described in the
113 literature (Lupien et al., 2009; Lupien et al., 2018). Chronic psychosocial stress has powerful
114 effects on individual physiology including changes to sleep, metabolism, and immune function
115 (Russel & Lightman, 2019; Sanford et al., 2023). The ubiquitous stress of the pandemic has had
116 substantial downstream impacts on mental health in populations around the world (Hossain et al.,
117 2020; Manchia et al., 2022; Oyenubi et al., 2022; Subramaney et al., 2020). Chronic
118 psychosocial stress has also long been associated with negative mental health, including
119 increased incidence of depression, anxiety, burnout, pathological aging, and post-traumatic stress
120 disorders (Burke et al., 2005; Marin et al., 2011; McEwen, 2017; Meewisse et al., 2007; Metzger

121 et al., 2008; Steudte et al., 2013; Uchino, 2006; Yehuda et al., 2005). These effects of
122 psychosocial stress on mental health tend to be context-specific, where outcomes differ on an
123 individual basis and are shaped by factors such as severity, duration, or unpredictability of the
124 stressor. Further, untreated mental health issues can leave individuals more susceptible to future
125 mental health problems in times of crisis, creating compounded effects.

126 In global crises, the context in which individual stress response is often shaped by their
127 social world, and much of the COVID-19 experience has been characterized by social isolation.
128 It is well known that social isolation can have devastating effects on highly social animals like
129 humans – social isolation has been shown to transform stress response mechanisms and in the
130 last 25 years, has been recognized as a major risk factor for morbidity and mortality in humans
131 (Cacioppo et al., 2003; Cacioppo et al., 2015; Hostinar et al., 2015). Coping plays an important
132 role in processing negative experiences, particularly those related to social isolation, and can
133 shape physical and mental health (Cacioppo et al., 2003). The COVID-19 pandemic, like many
134 other global crises, led to an increased reliance on a variety of coping mechanisms
135 (Bhattacharjee & Ghosh, 2022; Polizzi et al., 2020). These coping mechanisms have included
136 support from family and friends, changes in attitude (i.e., a positive outlook or acceptance),
137 activities (i.e., staying occupied/busy, activities promoting relaxation, exercise), taking
138 medications, religious practices, counseling/therapy, or crying.

139 Social support, specifically, is a powerful and well-documented coping mechanism. In
140 settings of extreme stress, highly resilient individuals are particularly adept at forming supportive
141 social attachments (Charney, 2004). Socially supportive ties play two major roles in times of
142 stress: (1) helping individuals process and control emotional responses to stressful situations and
143 (2) keeping physiological, neuroendocrine, and immunologic responses to stress at lower levels

144 and/or by promoting faster recovery of these systems when responding to a stressor (Cohen &
145 Wills, 1985; Taylor, 2011). Early work by Uchino and colleagues demonstrated the positive
146 physiological effects of perceived social support/connectedness, including lower resting blood
147 pressure, better immunosurveillance, and lower levels of basal catecholamines (Uchino et al.,
148 1996; Hennessy et al., 2009; Taylor, 2011). Additionally, many mechanisms of social support,
149 including informational support (i.e., helping another to understand a stressful event and
150 available resources better), instrumental support (i.e., provisioning of tangible assistance, such as
151 services or financial assistance), and emotional support (i.e., providing warmth and nurturance),
152 likely ameliorate the adverse consequences of stress and trauma (Cohen & Wills, 1985; Taylor,
153 2011).

154 During disaster scenarios, particularly pandemics (e.g., HIV/AIDS, H1N1 influenza,
155 SARS, and Ebola), coping mechanisms are key. For example, increased social support has been
156 associated with lower rates of mental health problems in these settings (Asante, 2012; Chew et
157 al., 2020; Guilaran et al., 2018). This is also true for COVID-19. In a study with 405 students at
158 an American university, Szkody and colleagues report that when accounting for time in social
159 isolation, perceived social support buffered the association between concerns about COVID-19
160 and psychological health (Szkody et al., 2021). In South Africa, recent work suggests that
161 individuals embedded within care networks tended to weather the pandemic better – Steigler and
162 Bouchard showed that those confined with family members tended to be more optimistic than
163 those confined alone and were able to spend any leisure time doing family activities, thus staving
164 off boredom, anxieties, and rumination on the situation (Stiegler & Bouchard, 2020).

165 Here, we examined the relationship between COVID-19 stress and self-reported mental
166 health outcomes and the potential buffering effects of coping and social support in a cohort of

167 adults living through the COVID-19 pandemic across South Africa. We were interested in testing
168 if COVID psychosocial stress was associated with adult mental health, particularly the incidence
169 of symptoms for four main psychiatric conditions: depression, anxiety, bipolar disorder, and
170 post-traumatic stress disorder (PTSD). Further, using multivariate regression analyses, we
171 evaluated if coping and social support attenuated the relationships between COVID psychosocial
172 stress and adult mental health outcomes.

173

174

175

176

177

178

179

180

181

182

183

184

185

186

187

188

189

190 **METHODS**

191 *Study sample*

192 This study was conducted using an online survey between January and July 2021 during
193 the second and third waves of the coronavirus pandemic in South Africa. The online survey
194 collected data on mental health symptoms, experiences of stress and social support, COVID-19
195 infection history, perceptions of COVID-19, and household conditions. The survey was
196 administered in English and distributed using online listservs, social media, community groups,
197 and non-profit organizations. Organizations working with resource-constrained communities
198 were targeted to increase representation of the sample and reduce selection bias, given the online
199 nature of the survey. Inclusion criteria were as follows: adults 18 years of age and older; English
200 proficiency; lived in South Africa for at least three weeks during the pandemic; and ability to
201 provide informed consent. Participants provided formal written consent. Individual participants
202 were not identifiable during or after the survey data collection process. All study procedures
203 were approved by the University of the Witwatersrand Human Research Ethics Committee.

204

205 *Study measures*

206 Participants first completed surveys querying demographic and household information.
207 Socioeconomic status was assessed using an asset inventory of the following household items:
208 cell phone, computer, electricity, internet access, landline telephone, microwave, motor vehicle,
209 pay television, radio, refrigerator, television, video machine, and washing machine. Education
210 was assessed by querying participants to report the highest level of schooling completed.

211 COVID-19 psychosocial stress was assessed using an ethnographically derived survey
212 tool based on in-depth ethnographic interviews with 55 adults in the metropolitan Johannesburg

213 region, 12 adults living in rural Thohoyandou in Limpopo Province, and participant observation
214 for eight months during the COVID-19 pandemic in Johannesburg (Kim *in prep*). Interviews and
215 field notes were thematically analyzed and twenty of the most prevalent and salient stressors
216 were identified and converted into items for the COVID-19 psychosocial stress scale. Items
217 included stressors related to health (feeling unsafe, having a chronic or existing health
218 condition), socioeconomic adversity (unemployment, food insecurity, financial insecurity),
219 socialization (not being able to socialize, not being able to attend gatherings), and resource
220 deficits (lack of transportation, difficulty accessing healthcare), among others. Participants
221 reported the degree to which each item served as a source of stress based on a 4-point Likert
222 scale, which included the following responses: “Never, Seldom, Sometimes, Often, Very Often.”
223 The Likert scale for each item ranged from 0-4. All items were summed to create a total score of
224 COVID-19 psychosocial stress. The internal reliability for this scale was acceptable ($\alpha = 0.79$).

225 Mental health outcomes were assessed using four Likert scale-based surveys, which
226 assessed symptoms of four separate psychiatric conditions: depression, anxiety, post-traumatic
227 stress disorder (PTSD), and bipolar disorder. The internal reliability for all measures passed the
228 threshold for acceptability ($\alpha > 0.7$). Depressive symptoms were assessed using the Patient
229 Health Questionnaire (PHQ-9), a nine-item survey that measures common symptoms of
230 depression, such as fatigue, irritability, melancholia, and trouble concentrating ($\alpha = 0.93$).
231 Anxiety symptoms were measured using the General Anxiety Disorder Scale (GAD-7), a seven-
232 item survey that assesses key symptoms of anxiety, including nervousness, rumination, and
233 restlessness, among others ($\alpha = 0.94$).

234 PTSD symptoms were assessed using the PTSD Checklist – Civilian Version, which
235 comprises 17 questions that query key disease symptoms ($\alpha = 0.96$). While PTSD diagnoses

236 typically query symptoms in response to a particular event, the PCL-C assesses PTSD symptoms
237 related to a set of “stressful experiences” experienced by the individual and can be viewed as a
238 screening tool for PTSD symptoms. Finally, bipolar disorder symptoms were assessed using the
239 Mood Disorder Questionnaire (MDQ), a screening tool for bipolar symptoms, including
240 increased energy, grandiosity, decreased need for sleep, and others. The first thirteen items of the
241 MDQ were summed to create a composite score of bipolar disorder symptomatology ($\alpha = 0.86$).
242 The following cut-off scores were used for the following measures: ≥ 10 (Patient Health
243 Questionnaire-9), ≥ 10 (Generalised Anxiety Disorder-7), ≥ 31 (PTSD Checklist - Civilian
244 Version), and ≥ 7 (Mood Disorder Questionnaire)

245 Social support was evaluated using the Multidimensional Scale for Perceived Social
246 Support (MSPSS). The MSPSS is a 12-item tool that measures perceptions of support from
247 family, friends, and significant others (Zimet et al., 1988). Finally, coping resources were
248 assessed using an ethnographically derived coping measure (developed through the same
249 procedure described above), which assessed the availability and use of a variety of psychological
250 skills, social practices, economic resources, and other tools utilized to cope with the pandemic.

251

252 *Statistical analysis*

253 Data were analyzed using Stata 15.1 (College Station, TX). Bivariate associations were
254 conducted to estimate the relationships between COVID-19 psychosocial stress, all adult mental
255 health measures, social support, coping, and covariates. We then fitted linear regression models
256 to the data and ran four separate sets of analyses based on the specified mental health outcomes:
257 depression, anxiety, PTSD, and bipolar disorder symptoms. COVID-19 psychosocial stress was
258 the primary exposure variable of interest, and social support and coping resources were treated as

259 moderators of the association between COVID-19 psychosocial stress and adult mental health.
260 Psychological, household, and social factors that were thought to potentially confound the
261 relationship between COVID-19 psychosocial stress and adult mental health were included as
262 covariates: age, gender, assets, education, adverse childhood experiences, exercise, disease
263 status, and hours worked. Individuals missing relevant data needed for this analysis were
264 excluded through listwise deletion.

265

266

267

268

269

270

271

272

273

274

275

276

277

278

279

280

281

282 RESULTS

283 Full data were available for n=117 individuals out of a total of n=395 who were eligible
284 for the study, provided informed consent, participated in data collection. Table 1 describes the
285 characteristics of our analytic sample. The average age was 36.8 years, 83% of the sample was
286 female, and a majority of the sample had some post-secondary education. The average number of
287 adverse childhood experiences was 2.4, and the average COVID-19 psychosocial stress score
288 was 22.7 (out of 80). The average score for depressive symptoms was 9.3 (PHQ-9), 8.6 for
289 anxiety symptoms (GAD-9), 39.1 for PTSD symptoms (PCL-C), and 3.8 for bipolar symptoms
290 (MDQ). The prevalence rates of probable psychiatric disorders across the following
291 psychopathologies in our sample are as follows: 38% for depression, 39% for anxiety, 57% for
292 PTSD, and 21% for bipolar disorder.

293 [Table 1]

294 Supplementary Tables 1 and 2 report forms of social support received from friends,
295 family, and significant others and the availability of coping resources. The most prevalent forms
296 of social support included the presence of “a special person with whom I can share my joys and
297 sorrows,” “a special person who is a real source of comfort to me,” “a special person in my life
298 who cares about my feelings,” “a special person who is around when I am in need,” and “friends
299 with whom I can share my joys and sorrows”. The most common forms of coping were receiving
300 support from family, staying occupied/busy, sleeping, receiving support from friends, and having
301 a positive outlook.

302 All bivariate analyses between COVID-19 psychosocial stress and all four mental health
303 outcomes were positive (depression: $b = 0.30$; anxiety: $b = 0.23$; PTSD = 0.81; bipolar disorder:
304 $b = 0.12$) and highly significant $p < 0.0001$. Fully adjusted models found that COVID-19 stress

305 remained directly associated with all four mental health outcomes, and all associations were
306 significant ($p < 0.01$) (depression: $b = 0.21$; anxiety: $b = 0.17$; PTSD: $b = 0.54$; bipolar
307 symptoms: $b = 0.074$) (not shown). Identification as female was positively associated with worse
308 depression, anxiety, and PTSD scores ($p < 0.05$). Older age was associated with lower anxiety
309 scores ($b = -0.10$; $p = 0.49$) while adverse childhood experiences ($b = 2.4$; $p = 0.001$) and the
310 number of chronic diseases ($b = 5.7$; $p = 0.021$) were associated with higher PTSD scores. Older
311 age ($b = -0.065$; $p = 0.022$) and educational attainment ($b = -1.03$; $p = 0.024$) were associated
312 with lower bipolar disorder scores and the number of hours worked was associated with higher
313 bipolar disorder ($b = 0.052$; $p = 0.01$).

314 Table 2a shows the moderating effect of social support on the association between
315 COVID-19 psychosocial stress and mental health. After adjusting for covariates, social support
316 did not significantly buffer the mental health effects of COVID-19 psychosocial stress
317 (depression: $b = -.0010$, $p = 0.75$; anxiety: $b = -.000073$, $p = 0.98$; PTSD: $b = -0.0084$, $p = 0.28$;
318 bipolar disorder: $b = -0.0022$; $p = 0.20$). The R^2 for each of the models is as follows: 35% for
319 depression, 32% for anxiety, 47% for PTSD, and 32% for bipolar disorder.

320 Table 2b reports the moderating effect of coping resources on the relationship between
321 COVID-19 psychosocial stress and mental health. In fully adjusted models, coping significantly
322 buffered against symptoms of depression ($b = -0.014$, $p = 0.043$; see fig 1), anxiety ($b = -0.013$, p
323 $= 0.038$; see fig 2), and PTSD ($b = -0.030$, $p = 0.044$; see fig 3), but not bipolar symptoms ($b = -$
324 0.0045 , $p = 0.18$). The R^2 for each of the models is as follows: 37% for depression, 34% for
325 anxiety, 51% for PTSD, and 33% for bipolar disorder.

326 [Table 2]

327 [Figures 1, 2, & 3]

328 **DISCUSSION**

329 In this analysis of adults living under the COVID-19 pandemic in South Africa, coping
330 resources buffered against the poor mental health effects of COVID-19 psychosocial stress,
331 whereas perceived social support did not significantly moderate the association between
332 COVID-19 stress and adult mental health. Specifically, greater use of coping resources
333 attenuated symptoms of depression, anxiety, and PTSD due to COVID-19 stress. We also found
334 elevated levels of poor mental health in this sample during the COVID-19 pandemic and
335 lockdown. We highlight the fact that this sample is overly educated, largely female, and
336 represents a group of adults with moderate to high socioeconomic status. Despite the difficult
337 and prolonged conditions of the pandemic, our results suggest that adults effectively utilized
338 resources to positively cope with the various stressors brought on by the pandemic.

339 The buffering role of coping resources is consistent with the larger literature on adult
340 mental health during the pandemic and various other conditions of psychosocial stress.
341 Specifically, our results build on past studies that show that coping behaviors buffer against
342 symptoms of adult depression, anxiety, and PTSD due to psychosocial stress from the pandemic
343 (Okafor et al. 2021; Senger 2023; Suhail et al. 2022). Past studies have shown that a variety of
344 coping resources is valuable, including cognitive strategies (e.g., positive thinking, reappraisal),
345 behavioral practices, (e.g., handwashing, information gathering), social capital (e.g., structural,
346 instrumental), and spirituality (e.g., praying, connectedness, meaning-making) (Pankowski &
347 Wytrychiewicz-Pankowska 2023). This important set of mental health-sparing behaviors
348 protected numerous communities at high risk of COVID-19 infection and those with pre-existing
349 vulnerabilities, including frontline healthcare workers, adults living with chronic diseases, and
350 elderly populations (Hong et al. 2023; Lábadi et al. 2022; Tahara et al. 2021). Coping also

351 provided similar buffering effects against psychosocial stress among adults in past pandemics,
352 including Ebola (James et al. 2019) and HIV/AIDS (Seffren et al. 2018).

353 These results also add to the growing literature in South Africa that report the positive
354 mental health benefits of coping during the COVID-19 lockdown (Eloff, 2021; Engelbrecht et
355 al., 2021; Kim et al. 2022; Paredes-Ruvalcaba et al. 2023; Scheunemann et al. 2023; van der
356 Merwe et al., 2021; Visser & Law-van Wyk, 2021). While a majority of these studies focus on
357 healthcare workers or university students, rather than community-based adults such as those
358 included in our sample, the buffering effect of coping resources is consistent across analyses.
359 Engelbrecht et al. (2021) found that preparedness for care for COVID-19 patients, avoidance-
360 based coping, and current health status before COVID-19 predicted lower PTSD symptoms in
361 nurses deployed during the pandemic. In a qualitative study of community-based adults in
362 Gauteng, Paredes-Ruvalcaba et al. (2023) found that adults from diverse racial and
363 socioeconomic groups utilized a variety of coping strategies to overcome the stressors of the
364 pandemic, such as peer support, prayer, exercise, financial support, mindset reframing, natural
365 remedies, and following COVID-19 protocols. Notably, coping resources may have positive
366 impacts on mental health but poor, longer-term effects on physical health. For instance, Visser &
367 Law-van Wyk (2021) reported that South African university students engaged in substance use
368 to cope with the pandemic, despite early social policies prohibiting the sale of cigarettes and
369 alcohol in the country. Together, these studies and our results suggest that South Africans
370 utilized a variety of coping mechanisms to protect themselves against the negative mental health
371 impacts of COVID-19 psychosocial stress.

372 We also found that perceived social support did not significantly buffer against the
373 adverse psychological effects of the pandemic, which contradicts the larger literature that

374 highlights the positive mental health effects of adult social support (Harandi et al. 2017; Kessler
375 & McLeod 1985). Studies worldwide have repeatedly shown the protective and buffering effects
376 of social support against a wide range of poor mental health outcomes, including depression,
377 anxiety, and suicidal ideation (Casale et al. 2015; Chang et al. 2017; Olashore et al. 2021).
378 Additionally, studies in South Africa have described the importance of receiving social support
379 from family, friends, significant others, and coworkers. Paredes-Ruvalcaba et al. (2023) found
380 that South African adults utilized various means of virtual communication, such as video calls,
381 group texts, social media, and online services, to provide emotional support, process negative
382 cognitions, and stay hopeful. Scheunemann et al. (2023) described the vital role of social
383 relationships and active coordination between psychiatric healthcare workers in Gauteng to
384 provide more tangible, instrumental support among one another, including the organization of
385 online prayer groups, alternative work schedules to cover missing shifts due to pandemic-related
386 health problems and pooled financial resources.

387 Despite these past findings, we find that social support did not buffer against the poor
388 mental health effects of COVID-19 psychosocial stress. Given the state-enforced isolation and
389 disruption of infrastructural support systems, drastic changes in social behaviors and structures
390 during the pandemic may have altered the role of social support on health in this setting and may
391 explain these null findings. Past studies have shown that co-occurring emotional and
392 psychological experiences, such as feelings of loneliness, negative mood, and problematic social
393 relationships, can compromise the positive mental health effects of social support (Wang et al.
394 2018). For instance, conditions of depression and anxiety can negatively bias an individual's
395 appraisal of their social relationships, leading to altered evaluations of their interpersonal
396 contexts. Additionally, the Multidimensional Scale of Perceived Social Support may not fully

397 capture the social and interpersonal dynamics between the respondent and the relationships in
398 question (e.g., family, friends, and significant others). Past research has described many familial
399 and social relationships shifted during the lockdown, and greater strain in social relationships,
400 both familial and non-familial, predicted worse mental health outcomes during the pandemic
401 (Essler et al. 2021; Randall et al. 2021; Skinner et al. 2021).

402

403 *Limitations*

404 Our study is not without limitations. Our findings are not generalizable to the entire
405 South African population as our sample represents a relatively wealthy, educated, and majority
406 female set of adults. The online nature of data collection likely biased our sample to those who
407 had access to the internet, computers, and other socioeconomic resources, leading to a privileged
408 sample. The cross-sectional design of our analysis may also subject our analysis to reverse
409 causality, limiting our ability to determine the true temporal ordering of events. Finally, different
410 forms of social support important for buffering against the effects of stress may not have been
411 captured by our social support measure.

412

413

414

415

416

417

418

419

420 **CONCLUSION**

421 In this online study of 117 adults during the second and third waves of the COVID-19
422 pandemic in South Africa, we found that the use of coping resources, but not perceived social
423 support alone, significantly buffered against worse symptoms of depression, anxiety, and post-
424 traumatic stress disorder. This sample of South African adults exhibited elevated levels of mental
425 health symptoms, with more than half of the sample reporting PTSD symptoms, over a third
426 exhibiting symptoms of depression and anxiety, and a fifth of adults reporting symptoms of
427 bipolar disorder. These data suggest that adults utilized a variety of coping resources to protect
428 their mental health against psychosocial stress experienced during the COVID-19 lockdown and
429 pandemic in South Africa.

430

431

432

433

434 **BIBLIOGRAPHY**

435

436 Asante, K. O. Social support and the psychological wellbeing of people living with HIV/AIDS in
437 Ghana. *African Journal of Psychiatry (South Africa)*. 2012; 15(5), 340–345.

438 <https://doi.org/10.4314/ajpsy.v15i5.42>

439

440 Barbarin, O. A., & Richter, L. M. *Mandela's children: Growing up in post-apartheid South*
441 *Africa*. Routledge; 2013

442

443 Bhattacharjee, A., & Ghosh, T. COVID-19 Pandemic and Stress: Coping with the New Normal.
444 *Journal of Prevention and Health Promotion*. 2022; 3(1), 30–52.

445 <https://doi.org/10.1177/26320770211050058>

446

447 Brakefield, W. S., Olusanya, O. A., White, B., & Shaban-Nejad, A. Social Determinants and
448 Indicators of COVID-19 among Marginalized Communities: A Scientific Review and Call to
449 Action for Pandemic Response and Recovery. *Disaster Medicine and Public Health*
450 *Preparedness*. 2022; 617, 9–11. <https://doi.org/10.1017/dmp.2022.104>

451

452 Braveman, P., & Gottlieb, L. The social determinants of health: It's time to consider the causes
453 of the causes. *Public Health Reports*. 2014; 129(SUPPL. 2), 19–31.

454 <https://doi.org/10.1177/00333549141291s206>

455

456 Brener, L., Broady, T., Cama, E., Hopwood, M., de Wit, J. B., & Treloar, C. The role of social
457 support in moderating the relationship between HIV centrality, internalised stigma and
458 psychological distress for people living with HIV. *AIDS care*. 2020; 32(7), 850-857.

459

460 Burke, H. M., Davis, M. C., Otte, C., & Mohr, D. C. Depression and cortisol responses to
461 psychological stress: A meta-analysis. *Psychoneuroendocrinology*. 2005; 30(9), 846–856.

462 <https://doi.org/10.1016/j.psyneuen.2005.02.010>

463

464 Cacioppo, J. T., Cacioppo, S., Capitanio, J. P., & Cole, S. W. The Neuroendocrinology of Social
465 Isolation. *Annual Review of Psychology*. 2015; 66(1), 733–767. [https://doi.org/10.1146/annurev-
psych-010814-015240](https://doi.org/10.1146/annurev-
psych-010814-015240)

466

467 Casale, M., Wild, L., Cluver, L., & Kuo, C. Social support as a protective factor for depression
468 among women caring for children in HIV-endemic South Africa. *Journal of behavioral medicine*.
469 2015; 38, 17-27.

470

471 Chang, Q., Chan, C. H., & Yip, P. S. A meta-analytic review on social relationships and suicidal
472 ideation among older adults. *Social science & medicine*. 2017; 191, 65-76.

473

474 Charney, D. S. Psychobiological Mechanisms of Resilience and Vulnerability: Implications for
475 Successful Adaptation to Extreme Stress. *American Journal of Psychiatry*. 2004; 161, 195–216.

476 <https://doi.org/10.1176/appi.ajp.161.2.195>

477

478

- 479 Chew, Q. H., Wei, K. C., Vasoo, S., & Sim, K. Psychological and Coping Responses of Health
480 Care Workers Toward Emerging Infectious Disease Outbreaks: A Rapid Review and Practical
481 Implications for the COVID-19 Pandemic. *Singapore Med J.* [revista en Internet] 2020 [acceso
482 10 de marzo de 2021]. 2020; 61(7): 3. *Singapore Med J*, 61(7), 350–356.
483
- 484 Cohen, S., & Wills, T. A. Stress, Social Support, and the Buffering Hypothesis. *Psychological*
485 *Bulletin*. 1985; 98(2), 310–357. [https://doi.org/10.1016/0163-8343\(94\)90083-3](https://doi.org/10.1016/0163-8343(94)90083-3)
486
- 487 Coovadia, H., Jewkes, R., Barron, P., Sanders, D., & McIntyre, D. The health and health system
488 of South Africa: historical roots of current public health challenges. *The Lancet*. 2009;
489 374(9692), 817–834. [https://doi.org/10.1016/S0140-6736\(09\)60951-X](https://doi.org/10.1016/S0140-6736(09)60951-X)
490
- 491 Eloff, I. College students' well-being during the COVID-19 pandemic: An exploratory study.
492 *Journal of Psychology in Africa*. 2021; 31(3), 254-260.
493
- 494 Essler, S., Christner, N., & Paulus, M. Longitudinal relations between parental strain, parent–
495 child relationship quality, and child well-being during the unfolding COVID-19 pandemic. *Child*
496 *Psychiatry & Human Development*. 2021; 52(6), 995-1011.
497
- 498 Fang, X., Li, S., Yu, H., Wang, P., Zhang, Y., Chen, Z., ... Ma, X. Epidemiological, comorbidity
499 factors with severity and prognosis. *Aging*. 2020; 12(13), 12493–12503.
500
- 501 Fino, E., Bonfrate, I., Fino, V., Bocus, P., Russo, P. M., & Mazzetti, M. Harnessing distress to
502 boost growth in frontline healthcare workers during COVID-19 pandemic: the protective role of
503 resilience, emotion regulation and social support. *Psychological Medicine*. 2023; 53(2), 600-602.
504
- 505 Fu, M., Guo, J., & Zhang, Q. The associations of pandemic-related difficulties with depressive
506 symptoms and psychological growth among American older adults: Social support as
507 moderators. *Journal of health psychology*. 2022; 13591053221124374.
508
- 509 Guilaran, J., de Terte, I., Kaniasty, K., & Stephens, C. Psychological Outcomes in Disaster
510 Responders: A Systematic Review and Meta-Analysis on the Effect of Social Support.
511 *International Journal of Disaster Risk Science*. 2018; 9(3), 344–358.
512 <https://doi.org/10.1007/s13753-018-0184-7>
513
- 514 Harandi, T. F., Taghinasab, M. M., & Nayeri, T. D. The correlation of social support with mental
515 health: A meta-analysis. *Electronic physician*. 2017; 9(9), 5212.
516
- 517 Hennessy, M. B., Kaiser, S., & Sachser, N. Social buffering of the stress response: Diversity,
518 mechanisms, and functions. *Frontiers in Neuroendocrinology*. 2009; 30(4), 470–482.
519 <https://doi.org/10.1016/j.yfrne.2009.06.001>
520
- 521 Hong, C., Queiroz, A., & Hoskin, J. The impact of the COVID-19 pandemic on mental health,
522 associated factors and coping strategies in people living with HIV: a scoping review. *Journal of*
523 *the International AIDS Society*. 2023; 26(3), e26060.
524

- 525 Hossain, M. M., Tasnim, S., Sultana, A., Faizah, F., Mazumder, H., Zou, L., ... Ma, P.
526 Epidemiology of mental health problems in COVID-19: A review. *F1000Research*. 2020; 9, 1–
527 16. <https://doi.org/10.12688/f1000research.24457.1>
528
- 529 Hostinar, C. E., Sullivan, R. M., & Gunnar, M. R. Psychobiological Mechanisms Underlying the
530 Social Buffering of the HPA Axis: A Review of Animal Models and Human Studies across
531 Development. *Psychological Bulletin*. 2015; 140(1), 1–47.
532 <https://doi.org/10.1037/a0032671.Psychobiological>
533
- 534 Hou, T., Zhang, T., Cai, W., Song, X., Chen, A., Deng, G., & Ni, C. Social support and mental
535 health among health care workers during Coronavirus Disease 2019 outbreak: A moderated
536 mediation model. *Plos one*. 2020; 15(5), e0233831.
537
- 538 James, P. B., Wardle, J., Steel, A., & Adams, J. Post-Ebola psychosocial experiences and coping
539 mechanisms among Ebola survivors: a systematic review. *Tropical Medicine & International*
540 *Health*. 2019; 24(6), 671-691.
541
- 542 Jones, D. L., Ballivian, J., Rodriguez, V. J., Uribe, C., Cecchini, D., Salazar, A. S., ... & Alcaide,
543 M. L. Mental health, coping, and social support among people living with HIV in the Americas:
544 a comparative study between Argentina and the USA during the SARS-CoV-2 pandemic. *AIDS*
545 *and Behavior*. 2021; 25, 2391-2399.
546
- 547 Kaminer, D., & Eagle, G. *Traumatic stress in South Africa*. Wits University Press.
548 Kessler, R. C., & McLeod, J. D. (1985). Social support and mental health in community samples.
549 2010; Academic Press.
550
- 551 Kim, A. W., Said Mohamed, R., Norris, S. A., Richter, L. M., & Kuzawa, C. W. Psychological
552 legacies of intergenerational trauma under South African apartheid: Prenatal stress predicts
553 greater vulnerability to the psychological impacts of future stress exposure during late
554 adolescence and early adulthood in Soweto, South Africa. *Journal of Child Psychology and*
555 *Psychiatry and Allied Disciplines*. 2023; 64(1), 110–124. <https://doi.org/10.1111/jcpp.13672>
556
- 557 Kim, A.W., Maaroganye, K., & Subramaney, U. Mental health experiences of public psychiatric
558 healthcare workers during COVID-19 across southern Gauteng, South Africa: a call for
559 strengthening. *South African Health Review*. 2021; 2021(1), 143-151.
560
- 561 Kim, A. W., Nyengerai, T., & Mendenhall, E. Evaluating the mental health impacts of the
562 COVID-19 pandemic: Perceived risk of COVID-19 infection and childhood trauma predict adult
563 depressive symptoms in urban South Africa. *Psychological medicine*. 2022; 52(8), 1587-1599.
564
- 565 Kokou-Kpolou, C. K., Derivois, D., Rousseau, C., Balayulu-Makila, O., Hajizadeh, S., Birangui,
566 J. P., ... & Cénat, J. M. Enacted Ebola Stigma and Health-related Quality of Life in Post Ebola
567 Epidemic: A Psychosocial Mediation Framework Through Social Support, Self-Efficacy, and
568 Coping. *Applied Research in Quality of Life*. 2022; 17(5), 2809-2832.
569

- 570 Lábadi, B., Arató, N., Budai, T., Inhof, O., Stecina, D. T., Sík, A., & Zsidó, A. N. Psychological
571 well-being and coping strategies of elderly people during the COVID-19 pandemic in Hungary.
572 *Aging & Mental Health*. 2022; 26(3), 570-577.
573
- 574 Labrague, L. J. Psychological resilience, coping behaviours and social support among health care
575 workers during the COVID-19 pandemic: A systematic review of quantitative studies. *Journal of*
576 *nursing management*. 2021; 29(7), 1893-1905.
577
- 578 Liu, C., Huang, N., Fu, M., Zhang, H., Feng, X. L., & Guo, J. Relationship between risk
579 perception, social support, and mental health among general Chinese population during the
580 COVID-19 pandemic. *Risk management and healthcare policy*. 2021; 1843-1853.
581
- 582 Lupien, S J, McEwen, B. S., Gunnar, M. R., & Heim, C. Effects of stress throughout the lifespan
583 on the brain, behaviour and cognition. *Nature Reviews Neuroscience*. 2009; 10(6), 434–445.
584 <https://doi.org/10.1038/nrn2639>
585
- 586 Lupien, Sonia J., Juster, R. P., Raymond, C., & Marin, M. F. The effects of chronic stress on the
587 human brain: From neurotoxicity, to vulnerability, to opportunity. *Frontiers in*
588 *Neuroendocrinology*. 2018; 49(February), 91–105. <https://doi.org/10.1016/j.yfne.2018.02.001>
589
- 590 Manchia, M., Gathier, A. W., Yapici-Eser, H., Schmidt, M. V., de Quervain, D., van
591 Amelsvoort, T., ... Vinkers, C. H. The impact of the prolonged COVID-19 pandemic on stress
592 resilience and mental health: A critical review across waves. *European*
593 *Neuropsychopharmacology*. 2022; 55, 22–83. <https://doi.org/10.1016/j.euroneuro.2021.10.864>
594
- 595 Marin, M. F., Lord, C., Andrews, J., Juster, R. P., Sindi, S., Arseneault-Lapierre, G., ... Lupien, S.
596 J. Chronic stress, cognitive functioning and mental health. *Neurobiology of Learning and*
597 *Memory*. 2011; 96(4), 583–595. <https://doi.org/10.1016/j.nlm.2011.02.016>
598
- 599 McEwen, B. S. Neurobiological and Systemic Effects of Chronic Stress. *Chronic Stress*. 2017; 1.
600 <https://doi.org/10.1177/2470547017692328>
601
- 602 Meewisse, M. L., Reitsma, J. B., De Vries, G. J., Gersons, B. P. R., & Olf, M. Cortisol and post-
603 traumatic stress disorder in adults: Systematic review and meta-analysis. *British Journal of*
604 *Psychiatry*. 2007; 191(NOV.), 387–392. <https://doi.org/10.1192/bjp.bp.106.024877>
605
- 606 Metzger, L. J., Carson, M. A., Lasko, N. B., Paulus, L. A., Orr, S. P., Pitman, R. K., & Yehuda,
607 R. Basal and suppressed salivary cortisol in female Vietnam nurse veterans with and without
608 PTSD. *Psychiatry Research*. 2008; 161(3), 330–335.
609 <https://doi.org/10.1016/j.psychres.2008.04.020>
610
- 611 Okafor, C. N., Bautista, K. J., Asare, M., & Opara, I. Coping in the time of COVID-19:
612 Buffering stressors with coping strategies. *Journal of Loss and Trauma*. 2022; 27(1), 83-91.
613

- 614 Olashore, A. A., Akanni, O. O., & Oderinde, K. O. Neuroticism, resilience, and social support:
615 correlates of severe anxiety among hospital workers during the COVID-19 pandemic in Nigeria
616 and Botswana. *BMC Health Services Research*. 2021; 21, 1-7.
617
- 618 Our World in Data. *COVID-19 Data explorer*. 2023;
619 <https://ourworldindata.org/explorers/coronavirus-data-explorer>
620
- 621 Oyenubi, A., Kim, A. W., & Kollamparambil, U. COVID-19 risk perceptions and depressive
622 symptoms in South Africa: Causal evidence in a longitudinal and nationally representative
623 sample. *Journal of Affective Disorders*. 2022; 308, 616-622.
624
- 625 Pankowski, D., & Wytrychiewicz-Pankowska, K. Turning to religion during COVID-19 (Part I):
626 A systematic review, meta-analysis and meta-regression of studies on the relationship between
627 religious coping and mental health throughout COVID-19. 2023; *Journal of religion and health*,
628 1-34.
629
- 630 Polizzi, C., Lynn, S. J., & Perry, A. Stress and coping in the time of COVID-19: Pathways to
631 resilience and recovery. *Clinical Neuropsychiatry*. 2020; 17(2), 59–62.
632 <https://doi.org/10.36131/CN20200204>
633
- 634 Randall, A. K., Leon, G., Basili, E., Martos, T., Boiger, M., Baldi, M., ... & Chiarolanza, C.
635 Coping with global uncertainty: Perceptions of COVID-19 psychological distress, relationship
636 quality, and dyadic coping for romantic partners across 27 countries. *Journal of Social and*
637 *Personal Relationships*. 2022; 39(1), 3-33.
638
- 639 Russell, G., & Lightman, S. The human stress response. *Nature Reviews Endocrinology*. 2019;
640 15(9), 525–534. <https://doi.org/10.1038/s41574-019-0228-0>
641
- 642 Sanford, L. D., Wellman, L. L., Adkins, A. M., Guo, M.-L., Zhang, Y., Ren, R., ... Tang, X.
643 Modeling integrated stress, sleep, fear and neuroimmune responses: Relevance for understanding
644 trauma and stress-related disorders. *Neurobiology of Stress*. 2023; 23(June 2022), 100517.
645 <https://doi.org/10.1016/j.ynstr.2023.100517>
646
- 647 Sanyaolu, A., Okorie, C., Marinkovic, A., & Patidar, R. Comorbidity and its impact on patients
648 with COVID-19. *SN Comprehensive Clinical Medicine*. 2020; 2, 1069–1076.
649
- 650 Schierberl Scherr, A. E., Ayotte, B. J., & Kellogg, M. B. Moderating roles of resilience and
651 social support on psychiatric and practice outcomes in nurses working during the COVID-19
652 pandemic. *SAGE open nursing*. 2021; 7, 23779608211024213.
653
- 654 Seffren, V., Familiar, I., Murray, S. M., Augustinavicius, J., Boivin, M. J., Nakasujja, N., ... &
655 Bass, J. Association between coping strategies, social support, and depression and anxiety
656 symptoms among rural Ugandan women living with HIV/AIDS. *AIDS care*. 2018; 30(7), 888-
657 895.
658

- 659 Senger, A. R. Hope's Relationship with Resilience and Mental Health During the COVID-19
660 Pandemic. *Current Opinion in Psychology*. 2023; 101559.
661
- 662 Skinner, A. T., Godwin, J., Alampay, L. P., Lansford, J. E., Bacchini, D., Bornstein, M. H., ... &
663 Yotanyamaneewong, S. Parent-adolescent relationship quality as a moderator of links between
664 COVID-19 disruption and reported changes in mothers' and young adults' adjustment in five
665 countries. *Developmental Psychology*. 2021; 57(10), 1648.
666
- 667 Steudte, S., Kirschbaum, C., Gao, W., Alexander, N., Schönfeld, S., Hoyer, J., & Stalder, T. Hair
668 cortisol as a biomarker of traumatization in healthy individuals and posttraumatic stress disorder
669 patients. *Biological Psychiatry*. 2013; 74(9), 639–646.
670 <https://doi.org/10.1016/j.biopsych.2013.03.011>
671
- 672 Stiegler, N., & Bouchard, J. P. South Africa: Challenges and successes of the COVID-19
673 lockdown. *Annales Medico-Psychologiques*. 2020; 178(7), 695–698.
674 <https://doi.org/10.1016/j.amp.2020.05.006>
675
- 676 Subramaney, U., Kim, A. W., Chetty, I., Chetty, S., Jayrajh, P., Govender, M., ... & Pak, E.
677 Coronavirus disease 2019 (COVID-19) and psychiatric sequelae in South Africa: Anxiety and
678 beyond. *Wits journal of clinical medicine*. 2020; 2(2), 115-122.
679
- 680 Suhail, A., Dar, K. A., & Iqbal, N. COVID-19 related fear and mental health in Indian sample:
681 The buffering effect of support system. *Current Psychology*. 2022; 41(1), 480-491.
682
- 683 Szkody, E., Stearns, M., Stanhope, L., & McKinney, C. Stress-Buffering Role of Social Support
684 during COVID-19. *Family Process*. 2021; 60(3), 1002–1015. <https://doi.org/10.1111/famp.12618>
685
- 686 Tahara, M., Mashizume, Y., & Takahashi, K. Coping mechanisms: exploring strategies utilized
687 by Japanese healthcare workers to reduce stress and improve mental health during the COVID-
688 19 pandemic. *International journal of environmental research and public health*. 2021; 18(1),
689 131.
690
- 691 Taylor, S. E. Social support: A review. In H. S. Friedman (Ed.), *Oxford handbook of health*
692 *psychology*. 2011; (pp. 192–217). New York, NY: Oxford University Press.
693
- 694 Uchino, B. N. Social Support and Health: A Review of Physiological Processes Potentially
695 Underlying Links to Disease Outcomes. *Journal of Behavioral Medicine*. 2006; 29(4).
696 <https://doi.org/10.1007/s10865-006-9056-5>
697
- 698 Uchino, B. N., Cacioppo, J. T., & Kiecolt-glaser, J. K. The Relationship Between Social Support
699 and Physiological Processes: A Review with Emphasis on Underlying Mechanisms and
700 Implications for Health. *Psychological Bulletin*. 1996; 119(3), 488–531.
701 <https://doi.org/10.1097/JGP.0b013e3181f7d89a>
702

- 703 van der Merwe, L., Erasmus, E., Morelli, J., Potgieter, H., Modise, J., Viviers, E., ... & Lerumo,
704 K. Stories of the role musicking plays in coping with the COVID-19 pandemic in South Africa.
705 *Psychology of Music*. 2021; 03057356211026959.
706
- 707 Visser, M., & Law-van Wyk, E. University students' mental health and emotional wellbeing
708 during the COVID-19 pandemic and ensuing lockdown. *South African Journal of Psychology*.
709 2021; 51(2), 229-243.
710
- 711 Wang, B., Li, R., Lu, Z., & Huang, Y. Does comorbidity increase the risk of patients with
712 COVID-19. *Aging*. 2020; 12(7), 6049–6057.
713
- 714 Wang, J., Mann, F., Lloyd-Evans, B., Ma, R., & Johnson, S. Associations between loneliness and
715 perceived social support and outcomes of mental health problems: a systematic review. *BMC*
716 *psychiatry*. 2018; 18(1), 1-16.
717
- 718 Yehuda, R., Golier, J. A., & Kaufman, S. Circadian rhythm of salivary cortisol in Holocaust
719 survivors with and without PTSD. *American Journal of Psychiatry*. 2005; 162(5), 998–1000.
720 <https://doi.org/10.1176/appi.ajp.162.5.998>
721
- 722 Zaken, M. D., Boyraz, G., & Dickerson, S. S. COVID-19 pandemic-related stressors and
723 posttraumatic stress: The main, moderating, indirect, and mediating effects of social support.
724 *Stress and Health*. 2022; 38(3), 522-533.
725

726 *Table 1. Demographic characteristics, social experience, and mental health*

| Variables | n = 117 | % | Range |
|--|-------------|------|-------|
| <i>Demographics</i> | | | |
| Age | 36.8 (11.7) | | 21-76 |
| Gender | | | |
| Male | 23 | 19.7 | |
| Female | 91 | 77.8 | |
| Non-binary/Genderqueer | 3 | 2.5 | |
| Education | | | |
| Finished high school & matric | 9 | 7.7 | |
| Some university | 15 | 12.8 | |
| Graduated university | 93 | 79.5 | |
| Assets | 10.5 (2.0) | | 1-13 |
| <i>Social experience & mental health</i> | | | |
| COVID-19 psychosocial stress | 22.7 (11.4) | | 1-55 |
| Adverse childhood experiences | 2.4 (2.1) | | 0-9 |
| Perceived social support | 61.0 (16.2) | | 15-84 |
| Coping resources | 28.2 (7.9) | | 6-49 |
| Exercise (hours) | 8.8 (11.2) | | 0-60 |
| Average hours of work per week | 34.7 (16.5) | | 0-72 |
| Number of chronic conditions | 0.35 (0.7) | | 0-3 |
| Depressive symptoms | 9.3 (7.3) | | 0-27 |
| Depression caseness (≥ 10) | 45 | 38.5 | |
| Anxiety symptoms | 8.7 (6.5) | | 0-21 |
| Anxiety caseness (≥ 10) | 46 | 39.3 | |
| PTSD symptoms | 39.1 (18.3) | | 17-85 |
| PTSD caseness (≥ 30) | 82 | 57.3 | |
| Bipolar disease symptoms | 3.8 (3.5) | | 0-13 |
| Bipolar caseness (≥ 7) | 24 | 20.5 | |

727

728

729

730

731

Table 2a. Regression models predicting buffering role of social support on mental health impacts of COVID-19 psychosocial stress

| | Depressive symptoms (PHQ-9) | | | Anxiety symptoms (GAD-7) | | |
|----------------------------------|-----------------------------|--------|-----------------|--------------------------|--------|-----------------|
| | b | SE | 95% CI | b | SE | 95% CI |
| COVID-19 psychosocial stress | 0.24 | 0.22 | -0.19, 0.67 | 0.15 | 0.20 | -0.24, 0.54 |
| Social support | -0.078 | 0.090 | -0.26, 0.099 | -0.080 | 0.081 | -0.24, 0.082 |
| COVID-19 stress x social support | -0.0011 | 0.0034 | -0.0079, 0.0057 | -0.000073 | 0.0031 | -0.0063, 0.0061 |
| Age (years) | -0.087 | 0.057 | -0.20, 0.027 | -0.10* | 0.052 | -0.21, -0.0013 |
| Female | 2.58 | 1.36 | -0.11, 5.27 | 2.41 | 1.23 | -0.038, 4.85 |
| Education | -1.15 | 0.93 | -2.99, 0.70 | -0.59 | 0.84 | -2.26, 1.09 |
| Assets | 0.079 | 0.31 | -0.53, 0.69 | 0.13 | 0.28 | -0.42, 0.68 |
| ACEs | 0.30 | 0.31 | -0.32, 0.91 | 0.32 | 0.28 | -0.24, 0.88 |
| Chronic disease | 1.30 | 1.07 | -0.83, 3.42 | 1.41 | 0.97 | -0.52, 3.35 |
| Exercise | 0.024 | 0.055 | -0.086, 0.13 | -0.034 | 0.050 | -0.13, -0.066 |
| Hours worked | -0.019 | 0.042 | -0.10, 0.06 | -0.0083 | 0.038 | -0.084, 0.067 |
| Constant | 19.7 | 11.6 | -3.39, 42.8 | 15.2 | 10.6 | -5.76, 36.1 |

Note: ACEs = Adverse childhood experiences; *b* = unstandardized regression weights; CI = confidence interval; * $p < 0.05$; ** $p < 0.01$; *** $p < 0.001$

| | PTSD symptoms (PCL-C) | | | Bipolar symptoms (MDQ) | | |
|----------------------------------|-----------------------|--------|----------------|------------------------|--------|-----------------|
| | b | SE | 95% CI | b | SE | 95% CI |
| COVID-19 psychosocial stress | 0.99* | 0.48 | 0.027, 1.95 | 0.20 | 0.11 | -0.0096, 0.41 |
| Social support | 0.024 | 0.20 | -0.37, 0.42 | 0.033 | 0.044 | -0.054, 0.12 |
| COVID-19 stress x social support | -0.0084 | 0.0077 | -0.024, 0.0069 | -0.0022 | 0.0017 | -0.0055, 0.0012 |
| Age (years) | -0.21 | 0.13 | -0.47, 0.43 | -0.063* | 0.028 | -0.12, -0.0070 |
| Female | 6.7* | 3.05 | 0.66, 12.7 | 0.94 | 0.67 | -0.38, 2.26 |
| Education | -1.6 | 2.1 | -5.75, 2.53 | -0.90 | 0.46 | -1.8, 0.0067 |
| Assets | 0.44 | 0.69 | -0.92, 1.8 | -0.049 | 0.15 | -0.35, 0.25 |
| ACEs | 2.3** | 0.69 | 0.89, 3.6 | 0.22 | 0.15 | -0.078, 0.52 |
| Chronic disease | 5.2* | 2.4 | 0.42, 10.0 | 0.89 | 0.53 | -0.15, 1.9 |
| Exercise | 0.13 | 0.12 | -0.12, 0.37 | 0.046 | 0.027 | -0.0079, 0.010 |
| Hours worked | 0.016 | 0.094 | -0.17, 0.20 | 0.046* | 0.021 | 0.0050, 0.087 |
| Constant | 29.3 | 26.1 | -22.5, 81.0 | 7.2 | 5.7 | -4.1, 18.6 |

Note: ACEs = Adverse childhood experiences; *b* = unstandardized regression weights; CI = confidence interval; * $p < 0.05$; ** $p < 0.01$; *** $p < 0.001$

Table 2b. Regression models predicting buffering role of coping resources on mental health impacts of COVID-19 psychosocial stress

| | Depressive symptoms (PHQ-9) | | | Anxiety symptoms (GAD-7) | | |
|------------------------------------|-----------------------------|--------|------------------|--------------------------|---------|------------------|
| | b | SE | 95% CI | b | SE | 95% CI |
| COVID-19 psychosocial stress | 0.58** | 0.19 | 0.20, 0.96 | 0.52** | 0.17 | 0.18, 0.87 |
| Coping resources | 0.095 | 0.16 | -0.22, 0.41 | 0.11 | 0.14 | -0.18, 0.39 |
| COVID-19 stress x coping resources | -0.014* | 0.0066 | -0.027, -0.00043 | -0.013 | 0.0060* | -0.024, -0.00072 |
| Age (years) | -0.073 | 0.056 | -0.19, 0.039 | -0.092 | 0.051 | -0.19, 0.0097 |
| Female | 2.5 | 1.4 | -0.21, 5.2 | 2.3 | 1.2 | -0.14, 4.7 |
| Education | -1.3 | 0.90 | -3.1, 0.46 | -0.68 | 0.82 | -2.3, 0.93 |
| Assets | 0.14 | 0.30 | -0.45, 0.73 | 0.21 | 0.27 | -0.33, 0.74 |
| ACEs | 0.38 | 0.30 | -0.22, 0.98 | 0.39 | 0.27 | -0.15, 0.93 |
| Chronic disease | 1.1 | 1.1 | -0.97, 3.2 | 1.3 | 0.96 | -0.65, 3.2 |
| Exercise | -0.020 | 0.058 | -0.14, 0.095 | -0.075 | 0.053 | -0.18, 0.029 |
| Hours worked | -0.0015 | 0.040 | -0.081, 0.078 | 0.0030 | 0.036 | -0.069, 0.075 |
| Constant | 11.8 | 10.4 | -8.9, 32.5 | 6.3 | 9.4 | -12.4, 25.0 |

Note: ACEs = Adverse childhood experiences; *b* = unstandardized regression weights; CI = confidence interval; * $p < 0.05$; ** $p < 0.01$; *** $p < 0.001$

| | PTSD symptoms (PCL-C) | | | Bipolar symptoms (MDQ) | | |
|------------------------------------|-----------------------|-------|------------------|------------------------|--------|----------------|
| | b | SE | 95% CI | b | SE | 95% CI |
| COVID-19 psychosocial stress | 1.4** | 0.42 | 0.52, 2.2 | 0.20* | 0.095 | 0.0093, 0.39 |
| Coping resources | 0.16 | 0.35 | -0.54, 0.86 | 0.038 | 0.079 | -0.12, 0.20 |
| COVID-19 stress x coping resources | -0.030* | 0.015 | -0.059, -0.00089 | -0.0045 | 0.0033 | -0.011, 0.0021 |
| Age (years) | -0.19 | 0.12 | -0.43, 0.01 | -0.060* | 0.028 | -0.12, -0.0051 |
| Female | 6.2* | 3.0 | 0.23, 12.1 | 0.79 | 0.67 | -0.54, 2.1 |
| Education | -2.0 | 2.0 | -6.0, 1.9 | -0.97* | 0.45 | -1.9, -0.085 |
| Assets | 0.61 | 0.66 | -0.70, 1.9 | -0.037 | 0.15 | -0.33, 0.26 |
| ACEs | 2.4** | 0.67 | 1.1, 3.7 | 0.23 | 0.15 | -0.062, 0.53 |
| Chronic disease | 4.8* | 2.3 | 0.12, 9.4 | 0.87 | 0.53 | -0.18, 1.9 |
| Exercise | 0.020 | 0.13 | -0.23, 0.28 | 0.031 | 0.29 | -0.027, 0.088 |
| Hours worked | 0.051 | 0.089 | -0.13, 0.23 | 0.051* | 0.020 | 0.011, 0.090 |
| Constant | 26.3 | 23.1 | -19.4, 72.1 | 8.7 | 5.2 | -1.60, 18.9 |

Note: ACEs = Adverse childhood experiences; *b* = unstandardized regression weights; CI = confidence interval; * $p < 0.05$; ** $p < 0.01$; *** $p < 0.001$

FIGURES

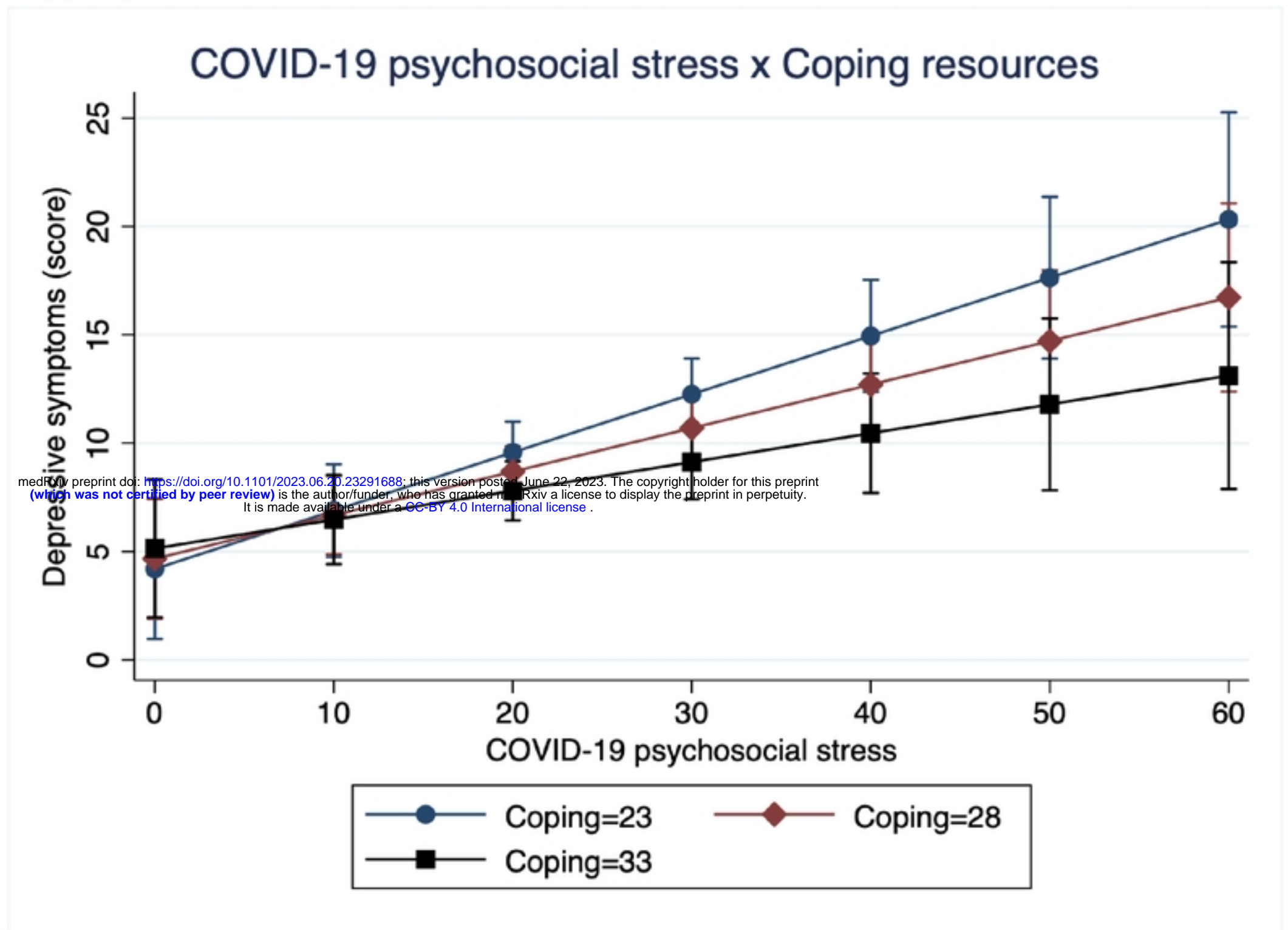


Figure 1. Interaction between COVID-19 psychosocial stress and coping resources predicting depressive symptoms.

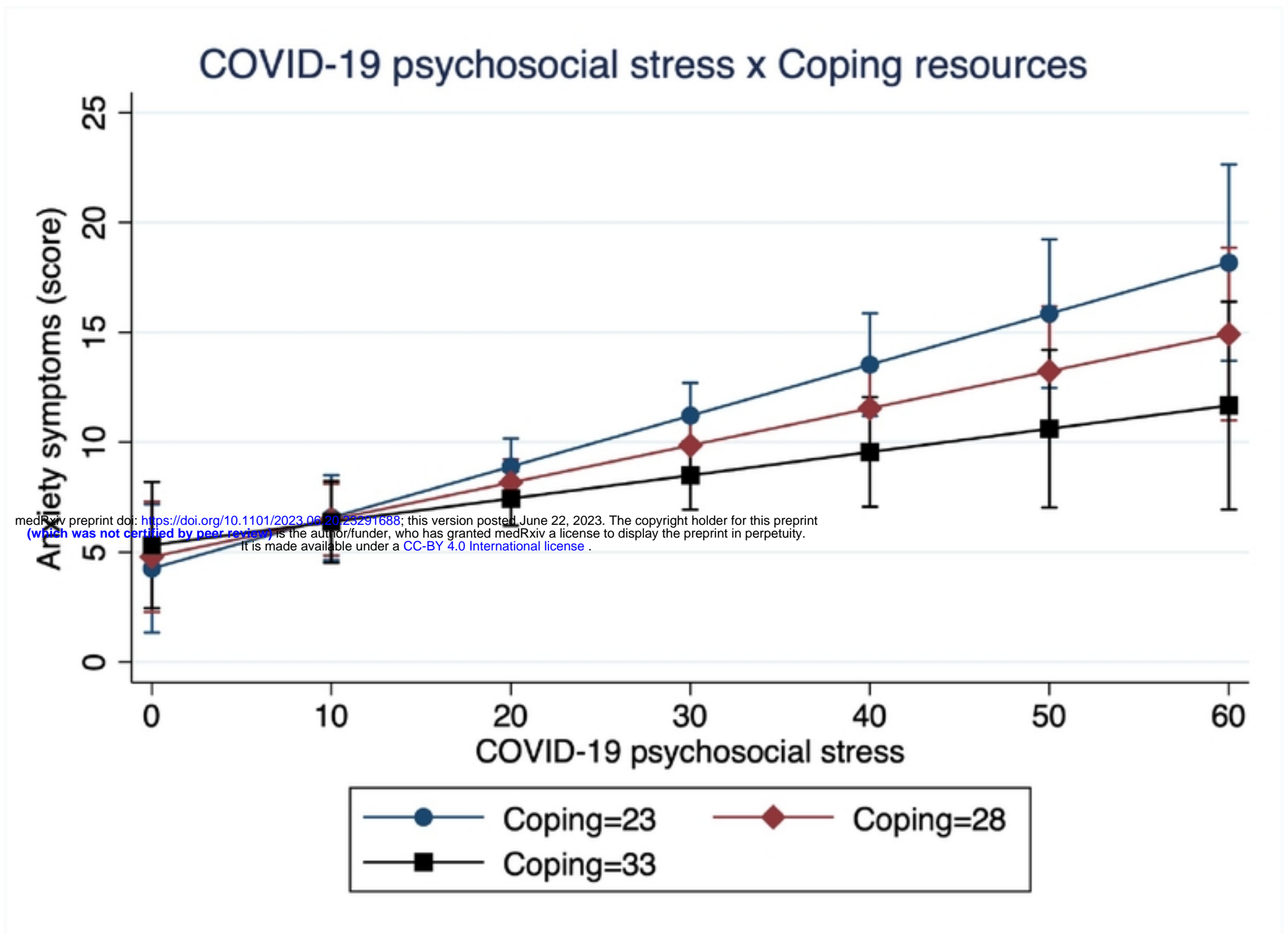


Figure 2. Interaction between COVID-19 psychosocial stress and coping resources predicting depressive symptoms.

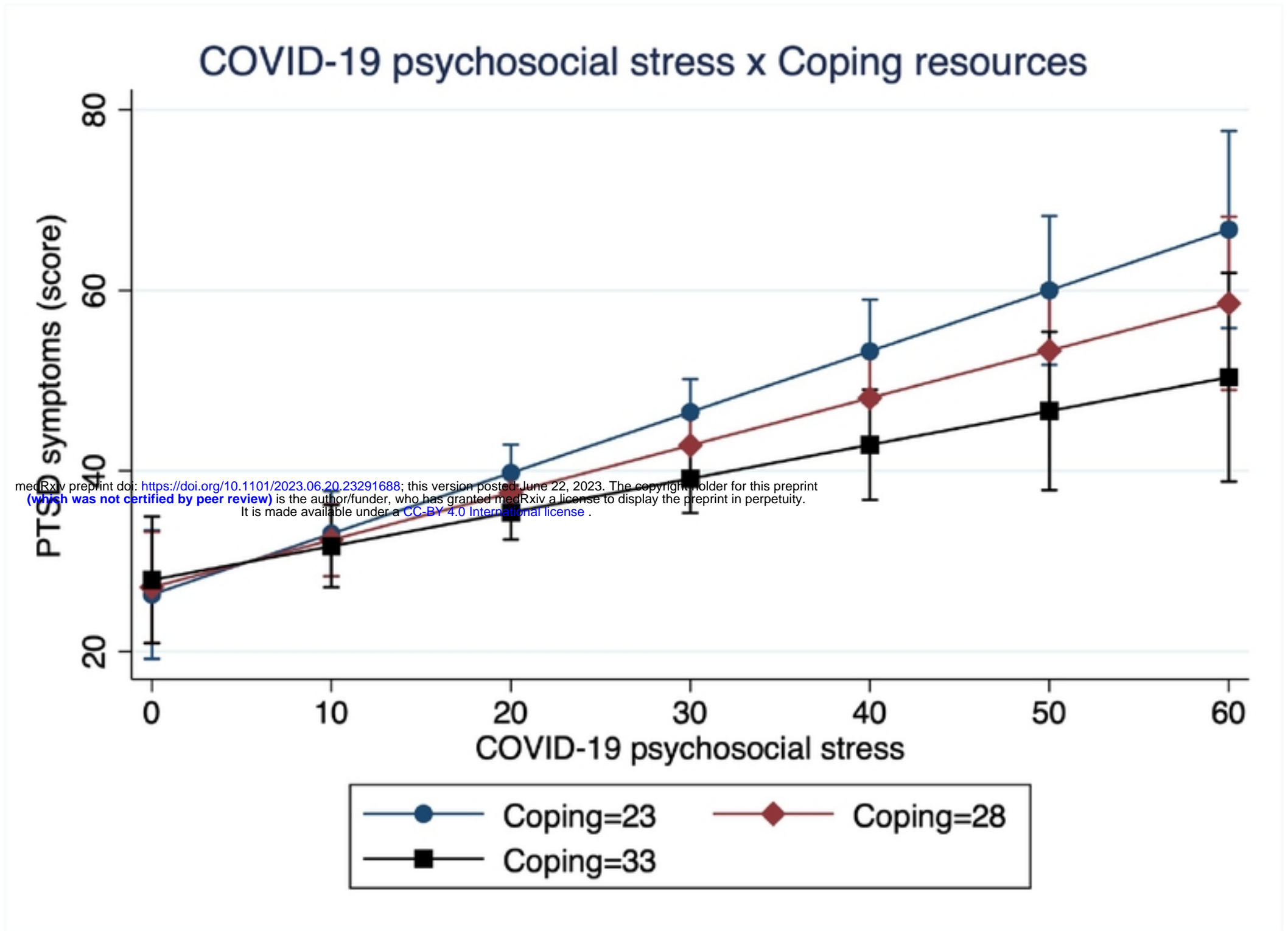


Figure 3. Interaction between COVID-19 psychosocial stress and coping resources predicting depressive symptoms.