

Low Surgical Skill Rating of Surgeons Increased Complication Rates of Patients after Coronary Artery Bypass Graft

Xin Yuan,^{1,2*} MD, PhD, Kai Chen,^{1,2*} MD, PhD, Qing Chu,^{1,2*} MD, PhD, Hansong Sun,^{1,2} MD, PhD, Yunhu Song,^{1,2} MD, PhD, Sheng Liu,^{1,2} MD, PhD, Wei Feng,^{1,2} MD, PhD, Xiangqiang Wang,^{1,2} MD, PhD, Shuiyun Wang,^{1,2} PhD, Liqing Wang,^{1,2} MD, PhD, XinWang,^{1,2} MD, PhD, Fei Xu,^{1,2} MD, PhD, Yang Wang,^{1,3} PhD, Yanyan Zhao,^{1,3} MSc, Shengshou Hu,^{1,2} MD

¹ State Key Laboratory of Cardiovascular Disease, Fuwai Hospital, National Center for Cardiovascular Diseases, Chinese Academy of Medical Sciences and Peking Union Medical College, Beijing, China

² Department of Cardiac Surgery, Fuwai Hospital, Chinese Academy of Medical Science and Peking Union Medical College, Beijing, China

³ Medical Research and Biometrics Center, National Center for Cardiovascular Diseases, Chinese Academy of Medical Sciences and Peking Union Medical College, Beijing, China

*These authors contributed equally to this work as the first authors.

Word count: 3105

Address for Correspondence:

Shengshou Hu, MD

Fuwai Hospital, Peking Union Medical College

167 Beilishi Road, Xicheng District, Beijing, P.R. China

Email: huss@fuwaihospital.org

ABSTRACT

Objectives

It is not well characterized how surgeon-level factors affect surgical outcomes. This study aimed to determine the relationship between surgical skill rating of a cardiac surgeon and complication rates after coronary artery bypass grafting (CABG).

Methods

Video-based evaluations of CABG performed by 46 senior surgeons were conducted by 13 blinded expert cardiac surgeons. The evaluations were carried out using a rating score sheet including 7 domains of skills in surgical skills. Other surgeon-level factors such as the demographic information, Myers-Briggs Type Indicator (MBTI) test and the ratio of low frequency and high frequency of heart rate variability (LF/HF) during operation were also collected. The association between surgical skill rating along with surgeon-level factors and surgical outcomes was examined using prospectively collected data. The primary outcome was major adverse cardiac and cerebrovascular event (MACCE), included mortality, myocardial infarction and stroke within 30-day after surgery. The secondary outcome included skill-related complications and all complications. Multivariable generalized linear mixed models were employed for surgical skill rating on MACCE, skill-related complications and all complications.

Results

From 2018 to 2021, the participants performed a total of 9,844 isolated CABGs. All participant surgeons were male with a median of CABG volume of 702. Based on three reviewers per video and with a maximum surgical skill score of 5, the average surgical skill scores ranged from 3.10 to 4.81. After adjusted with the risk factors of the patients, compared to the patients of the top quartile rating surgeons, the patients of bottom quartile rating surgeons had 1.381 times of risk in MACCE (95%CI, 1.098-1.735, $p=0.006$), 1.528 times of risk in skill-related complication (95%CI, 1.340-1.743, $p<0.001$) and 1.286 times of risk in all complication (95%CI, 1.131-1.463, $p<0.001$). Surgeons in the top quartile of skill rating had an older age (57.9 ± 4.4 vs. 49.7 ± 5.7 , $p=0.002$), higher rate of "sensing" characteristics of MBTI (72.7% vs. 33.3, $p=0.046$), lower rate of "thinking" characteristics of MBTI (54.5% vs. 83.3%, $p=0.013$), higher mean annual volumes of CABG (109.3 ± 57.7 vs. 41.5 ± 25.0 , $p=0.001$), and lower LF/HF (2.3 ± 0.1 vs. 4.9 ± 1.4 , $p<0.01$) than in the bottom quartile of skill rating.

Conclusion

Lower surgical skill rating of cardiac surgeon appeared to be associated with higher complication rates for CABGs. The surgical skill rating correlated well with a series of surgeon-level factors. Efforts to improve surgeon surgical skills may result in better

patient outcomes and surgeon characteristics may serve as the target of intervention for quality improvements.

BACKGROUND

Despite the substantial improvements in patient care, cardiac surgery remains a procedure that is highly risky and requires advanced techniques.¹ Selecting and training competent cardiac surgeons is a challenging and time-consuming, especially with the decreased trainee exposure to cardiac surgery, restricted training hours for resident surgeons, and a shortage of cardiac surgeons. This situation has provoked an increased scrutiny of surgical performance and a need to improve the training process and competence acquisition.²⁻⁶ Therefore, it is necessary to establish an objective and practical evaluation system to differentiate cardiac surgeons at the same professional level with varying degrees of technical competency.

Surgeon-level factors are important for surgical outcomes but are less studied when compared with factors at patient and hospital levels. Previous studies have suggested that surgeons' characteristics, such as age, sex, seniority, and volume, are associated with postoperative outcomes.⁷⁻⁹ However, the findings in cardiac surgery are inconsistent. Understanding how surgeons' characteristics impact outcomes is crucial for improving cardiac surgery outcomes. To achieve this purpose, it is crucial to establish a reliable surgical skill evaluation methodology validated using outcomes derived from clinical practice as benchmarks.

Nonetheless, existing studies are lacking with small sample sizes of surgeons and patients, and with a focus on medical students or surgeons in their training stages. Additionally, concurrent surgical skill evaluation tools are generally validated using interrater reliabilities, interstation reliabilities, or surgical faculty rankings.¹⁰⁻¹⁵

Assuming that variance exists among surgeons who have passed the initial segment of the learning curve, we used data from a single center to determine the surgeon-level factors impacting outcomes for isolated CABG performed by 46 senior surgeons with a total volume of at least 200 cases.

METHODS

Participating Surgeons and Surgical Skill Rating

The participating cardiac surgeons were recruited from Fuwai Hospital, a specialized specializing cardiovascular hospital in Beijing, China with an annual surgical volume of approximately 15,000. The study was conducted from January 1, 2018 to April 1, 2022, involving 46 cardiac surgeons.

Each participating surgeon agreed that a researcher would randomly take a video of an isolated coronary artery bypass grafting procedure using the camera in the operating room. The videos were sent to other senior cardiac surgeons from different cardiac centers for surgical skill rating. Thirteen senior cardiac surgeons were invited as raters for the surgical skill rating. Each video was randomly scored by three senior

cardiac surgeons. The surgical skill ratings were double-blinded between the participating surgeons and the raters.

A 7-domain rating sheet was constructed to assess surgical skills using a 5-point scale (Table S1).¹⁶ A score of 1 indicated that the surgical skill was poorly performed during the procedure, while a score of 5 indicated the skill was performed excellently. A score of 3 reflected an acceptable surgical skill of the practicing surgeon. Surgeon raters judged the videos and applied these rating criteria independently. The rating sheet consisted of seven domains in the following areas: (1) Gentleness of movements, (2) Cleanliness of surgical field, (3) Without unnecessary motion, (4) Instrument handling, (5) Coordinate with nurse, (6) Coordinate with first assistant (7) Fluency and coherence of the procedure, as well as an overall skill rating.

The Myers-Briggs Type Indicator (MBTI) test was performed on all participating surgeons via paper questionnaire at the beginning of the study. The MBTI is an inventory that evaluates personality based on the theory of psychological types developed by Carl Gustav Jung. The MBTI classified the personality into four dimensions represented by a single capital letter (Detailed information in supplementary material).

Heart rate variability (HRV) was tested on the participating surgeons during CABG procedure using one 3-lead electrocardiograph (ECG) recording. Three isolated CABG procedures of each participating surgeon were randomly selected for the test. The recording started before surgical hand disinfection and ended after taking off the surgical gown. The exact time of the beginning and end of the anastomotic operation of proximal and distal stomas of the bypass grafts was recorded. The HRV parameters of low frequency (LF) and high frequency (HF) HRV were obtained, and the ratio of LF/HF was calculated.¹⁷

The study was approved by the institutional ethics committee of Fuwai Hospital (IRB2012-BG-006), and written informed consent was provided by participating surgeons. The participants were not financially compensated.

Surgical Procedures

The isolated coronary artery bypass grafting procedures were recorded on patients aged 18 years or older, performed by the 46 participating surgeons from January 1, 2018 to September 30, 2021. A total of 9,844 isolated coronary artery bypass grafting procedures were included in the study. Detailed clinical data, including baseline characteristics and in-hospital outcomes, were directly collected from the physician order entry and electronic medical record system of Fuwai hospital. The follow-up data was collected by the research staff of Fuwai hospital through telephone interviews.

Outcomes

The primary outcome was major adverse cardiac and cerebrovascular event (MACCE) included mortality, myocardial infarction and stroke during hospitalization or within 30-days. The secondary outcome included skill-related complications and all complications (the occurrence of any postoperative complication during hospitalization or within 30-days). Surgical complications included mortality, myocardial infarction, hepatic failure, acute kidney injury, stroke, red blood cell infusion, pericardial tamponade, secondary thoracotomy for bleeding, cardiac arrest, ventricular fibrillation, fatal ventricular arrhythmia, III° atrial-ventricular block, intra-aortic balloon pump (IABP) implantation, extracorporeal membrane oxygenation (ECMO) implantation, aortic dissection, coma more than 24 hours, dialysis, re-intubation, re-entry of intensive care unit (ICU), debridement, mechanical ventilation more than 48hours, sepsis, hydrothorax or hydropericardium, pulmonary infection, pulmonary embolism, and atrial fibrillation. Skill-related complications were defined as a composition of post-operative red blood cell infusion, pericardial tamponade, secondary thoracotomy for bleeding, cardiac arrest or ventricular fibrillation, fatal ventricular arrhythmia, myocardial infarction, III° atrial-ventricular block, IABP implantation, and aortic dissection.

The follow-up outcomes included all-cause mortality, myocardial infarction, stroke, chronic kidney insufficiency, re-vascularization, thrombolysis.

Statistical Analysis

Continuous variables were presented as mean±standard deviation, and categorical variables were presented as frequencies and percentages. The characteristics of the participating surgeons, MBTI test, surgical skill ratings and HRV were determined at the surgeon level, while the outcomes were assessed at the patient level. Analyses accounted for clustering of outcomes from multiple patients treated by a single surgeon. For HRV analysis, the mean value and standard deviation of HF/LF of each participating surgeons were calculated and compared between groups.

For the mean rating of the surgical skill for the participating surgeons, we used the average rating of the seven domains of surgical skill. The seven domains were found to be correlated with each other and with the overall skill ratings, with correlation coefficients ranging from 0.409 to 0.892 (Table S2).

To examine potential rating bias between raters, we calculated the average z scores for each peer rater. For each video, a z score was calculated as the difference between the score of each rater and the average score of all raters, divided by the standard deviation. None of the raters' scores were significantly different from the mean.

Participating surgeons were categorized into three groups according to quartiles of skill rating scores: the bottom group (first quartile), middle group (second and third quartiles), and top group (fourth quartile).

Comparisons between groups were made by the ANOVA test on continuous variables. Categorical variables were compared by the chi-square test or Fisher's exact test when appropriate. To account for the cluster effect of patients within surgeons, a multivariable generalized linear mixed models with adjusting the risk factors of patients as fixed effect and the surgeon as random effect were employed for surgical ratings on all complications, MACCE and skill-related complications, respectively. Odds ratios and corresponding 95% confidence intervals were calculated. The risk factors of patients included age, sex, body-mass index, medical history and left ventricular ejection fraction (LVEF) on baseline. The Kaplan-Meier method was used to determine the cumulative incidence since the surgical procedure of the follow-up outcomes including all-cause mortality, myocardial infarction, stroke and all complications. Differences in survival between groups were evaluated using the log-rank test. A multivariable Cox proportional hazards regression models with adjusting risk factors of patients were employed for surgical ratings on the follow-up outcomes. hazard ratios and corresponding 95% confidence intervals were calculated.

Statistical significance was considered if the two-sided p value was <0.05 . All statistical analyses were performed using SPSS statistical software (Version 23, IBM Corp., Armonk, NY).

RESULTS

Surgical skill ratings of surgeons and characteristics of patients

Forty-six cardiac surgeons from Fuwai hospital voluntarily participated in this study. All of the surgeon were man. The video of their performance of an isolated CABG was taken by the camera in the operating room. The mean rating of the surgical skill of the 46 surgeons varied substantially, ranging from 3.10 to 4.81 (Figure 1). The 12 surgeons in the bottom quartile had a mean rating of 3.59, as compared to a mean rating of 4.64 for the 11 surgeons in the top quartile. Ratings of each of the seven domains of surgical skill varied to a similar degree (Table 1). Surgeons in the bottom quartile of skill rating, as compared to those in the top quartile, also had longer average operating times for the CABG procedure (183.4 ± 174.0 minutes vs. 165.0 ± 128.5 minutes, $p < 0.001$).

There were no statistically significant differences in patient sex, body-mass index, medical history, or LVEF across quartiles of surgical skill (Table 2). Among patients treated by surgeons in the bottom quartile, compared with those treated by surgeons in the top quartile, there was a younger age (61.1 ± 8.0 vs. 62.2 ± 8.8 , $p < 0.001$) and a lower prevalence of smoking (50.5% vs. 55.2%, $p = 0.011$).

Association between surgical skill ratings and complication rates

Individual surgeon was an independent predictor for MACCE, skill-related complications and all complications, when adjusted with the patients' risk factors.

Surgical skill ratings were strongly related to overall MACCE, skill-related complications and all complications. When adjusted with the patients' risk factors, cases performed by bottom, middle and top quartile rating surgeons had a significant difference on rate of MACCE (9.0%, 6.7% and 6.9%, $p=0.016$), skill-related complication (43.4%, 38.0% and 34.8%, $p=0.005$) and all complication rates (52.2%, 48.8% and 47.4%, $p=0.002$) (Figure 2). After adjustment with the patients' risk factors, compared to cases performed by the top quartile rating surgeons, those by bottom quartile rating surgeons had 1.59 times the risk in MACCE (95%CI, 1.05-2.40, $p=0.029$), 1.70 times the risk in skill-related complications (95%CI, 1.33-2.16, $p<0.001$), and 1.36 times the risk in overall complications (95%CI, 1.09-1.68, $p=0.005$, Table 3). There was no significant difference on risk in MACCE or overall complications between patients treated by surgeon in the middle group and those in the top group. Compared to cases treated by surgeon in top group, these in the middle group had a 1.26 times the risk in skill-related complications (95%CI, 1.03-1.53, $p=0.025$, Table 3). Analysis on subgroups of sex and age were performed. The effect of bottom, middle and top quartile rating on MACCE, skill-related complications and overall complications were not affected by sex and age of the patients (Table S3).

Within an average follow-up of 29.4 months, there were no statistically significant differences in all-cause mortality, myocardial infarction, stroke, chronic kidney injury, revascularization, thrombolysis or all complications above across quartiles of surgical skill ratings (Table 2 and Figure 3). When adjusted with the patients' risk factors and secondary prevention, surgical skill ratings were not associated with long-term complications mentioned above (Table S4).

Relationship between surgical skill ratings and characteristics of surgeons

Surgical skill ratings were strongly related with age, professional titles, MBTI characteristics, and annual procedure volume. Compared with surgeons in the top quartile of skill rating, surgeons in the bottom quartile had a younger age (49.7 ± 5.7 vs. 57.9 ± 4.4 , $p=0.002$), a lower rate of senior professional titles (25% vs. 90%, $p=0.006$), a lower rate of "sensing" characteristics of MBTI (33.3% vs. 72.7%, $p=0.046$), a higher rate of "thinking" characteristics of MBTI (83.3% vs. 54.5%, $p=0.013$), and a lower mean annual volumes of CABG procedures (41.5 ± 25.0 vs. 109.3 ± 57.7 , $p=0.001$).

Relationship between surgical skill ratings and HRV indices and peer evaluations.

During CABG, HRV was analyzed while surgeons performing distal vascular stomas (Figure S1). A significant difference was observed in LF/HF ratio between surgeons in the top, middle and bottom quartile of skill rating (2.3 ± 0.1 , 3.0 ± 0.5 , and 4.9 ± 1.4 $p<0.01$). Interestingly, the standard deviation of the LF/HF ratio in surgeons in bottom quartile of skill rating was significantly higher than that in middle and top quartile (1.12 ± 0.67 vs. 0.21 ± 0.15 and 0.17 ± 0.04 , $p<0.01$).

DISCUSSION

In this large, comprehensive, and contemporary investigation of the relationship between characteristics of senior surgeons and outcomes for CABG, we observed a significant association between the surgical technical skills, as assessed by video-based peer review, and 30-day outcomes. Surgeons with poor surgical skill scores had a 38% risk increase in MACCE and a 29% risk increase in all complications associated with CABGs.

Our findings that variance still exist among senior surgeons highlighted the importance of improvement efforts on surgical skills, which are largely overlooked. Such findings also raise an important question on how to balance the need to gain experience with outcomes. Ideally, guidance from more skilled surgeons should be invited for less skilled surgeons to skill refinement and decision-making. Continuing education may help latter surgeons avoid obtaining skill improvements at the cost of patient safety, as recommended by the Society of Thoracic Surgeons, or through less formal mechanisms.¹⁸⁻²⁰

In the current study, the absolute differences in patient characteristics of the three groups (clustering under surgeons with low, medium, and high scores) were small. In general, “high score” cases were sicker and with more comorbidities. It is reasonable because surgeons with high scores can choose patients based on their own judgement and may take on more complex cases. Others have reported that junior surgeons were less likely to perform high-risk procedures and more likely to perform procedures with increasing complexity and rarity as experience accumulated.²¹

Although there was a strong association between surgical skill score and 30-day MACCE/complications, 30-day mortality did not differ throughout the three scoring groups. Possibly, teamwork which has been proven to be effective defense mechanisms, successfully adapted to change for an optimal outcome by avoidanding death and/or near-miss.^{19, 20} However, this factor could not be reflected in this retrospective report. Also, the medium-term outcomes in our study were not different among the three groups even when adjusted by the patients' risk factors. Medium-term outcomes may be affected by many factors including patients' characteristics, surgery techniques and secondary prevention.

This finding echoed the results from previous studies and highlighted the importance of continuous secondary prevention medication.²²⁻²⁴

To explore the mechanisms underlying our observation, we used HRV, a widely adopted measurements for mental stress,²⁵ to calculate the relative contribution of sympathetic and parasympathetic nervous systems among surgeons during the operation. During distal anastomoses, surgeons scoring high had a relatively lower sympathetic tone. This finding was in line with previous studies demonstrating operation to be a strong stimulus for increased sympathetic tone.²⁶⁻²⁸ Furthermore, our

findings showed that the stress level during operations varied among individual surgeons. It seemed that skilled surgeons might be more adaptive to stimulus and thus be more likely to give stable performance during operations.

As surgical skill score was strongly associated with the clinical outcome, improving technical skill should be the key point in training cardiac surgeon. Efforts were made in reforming the training program of cardiac surgeon, focusing on training contents and schedule.²⁹⁻³¹ This study demonstrated a strong correlation in characteristics of the surgeons and the surgical skill ratings. Training in good qualities of cardiac surgeon should be valued as well as technical training. During the training program, keeping the trainee interested with cardiac surgery, teaching them to operate with ease and deal with crisis calmly, improving their capability of learning, and developing a habit of good preparation and good operation practice should be emphasized.

Our study has several important characteristics:

Firstly, the study was based on a large medical-record abstracted database which complemented existing large studies based on administrative data.^{7-9, 32, 33} Aside from patients' information, a comprehensive collection of surgeons' information including demographics, professional experience, personalities, and HRV during surgery was achieved in the current study.

Secondly, the current study evaluated the surgical skills of experienced cardiac surgeons with a minimum volume of 200. While important, few instruments are available to help evaluate the performance of cardiac surgeons who has passed their training period. The current study provided a feasible and effective way for such assessments.

Thirdly, the study focused on the association between surgical skill and clinical outcomes, which was seldom evaluated.^{32, 33} In the literature, objective evaluation of technical competence has been difficult and often limited to subjective observation and logbooks.³⁴ The development of existing objective and valid evaluation tools were largely based on educational research under simulated environment.¹⁰⁻¹⁵ By linking these tools directly with outcomes in real clinical scenarios, these results yielded from the current study provided evidence for the translation of the emerging evidence into clinical practice.

This study has several limitations.

A single factor of the surgical skill-outcome relationship may not capture all the important processes of care that influence surgical outcomes. In addition to technique aspect, successful outcomes depend on the synergy of a surgeon's cognitive skills, interpersonal skills, and environmental factors.³⁵⁻³⁷

The composite outcomes were correlated with surgical skill scores. But we found that individual complications were not highly correlated, indicating that different complications may be affected differently with surgical skills. This finding is reasonable and interesting. One would intuitively attribute all the complications to surgical performance. However, in the real world, every staff participating the treatment contributes to the outcomes. Therefore, the quality measures used in the current study might not fully characterize surgical performance and the relationship between surgical skill and individual complication need to be further explored.

In the current study, we employed the methodology of objective structured assessment of technical which requires a task-specific checklist and a global rating scale.³⁸ However, it was reported that checklist was not a good discriminator of surgical skills for experienced surgeons, presumably due to the fact that senior surgeons have already been familiar with the steps of procedure and principles of execution.³⁹ Therefore, in consideration that the overall experience of the participating surgeons was high and for the convenience of reviewers, we only employed global rating scale in the study.

Finally, we could not adjust our results with the coronary anatomy, coronary functional/physiological indices, and vessels bypassed because this information was not available.

In conclusion, by identifying a significant surgical skill rating-outcome relationship, the study provides a way of systematic, reproducible, and objective skill-based evaluation of senior surgeons in cardiac surgery. This provides an opportunity to improve outcomes by reorganizing case allocation and structure of surgical coverage as well as improving the quality of training programs for cardiac surgeons.

Figure Legends

Figure 1. Relationship between Surgical Skill Ratings and Risk-Adjusted Skill-related Complication Rates after Coronary Artery Bypass Graft.

Skill-related complications included post-operative red blood cell infusion, pericardial tamponade, secondary thoracotomy for bleeding, cardiac arrest/ventricular fibrillation, fatal ventricular arrhythmia, myocardial infarction, III° atrial-ventricular block, intra-aortic balloon pump implantation, and aortic dissection. Each diamond in the scatter plot represents 1 of 46 practicing cardiac surgeons.

Figure 2. Risk-adjusted Complication Rates According to Skill Ratings.

MACCE, major adverse cardiac and cerebrovascular event. A, MACCE included 30-days mortality, myocardial infarction and stroke. B, Skill-related complications included post-operative red blood cell infusion, pericardial tamponade, secondary thoracotomy for bleeding, cardiac arrest/ventricular fibrillation, fatal ventricular arrhythmia, myocardial infarction, III° atrial-ventricular block, intra-aortic balloon pump implantation, and aortic dissection. C, All complications included 30-days mortality, myocardial infarction, hepatic failure, acute kidney injury, stroke, red blood cell infusion, pericardial tamponade, secondary thoracotomy for bleeding, cardiac arrest/ventricular fibrillation, fatal ventricular arrhythmia, III° atrial-ventricular block, intra-aortic balloon pump implantation, extracorporeal membrane oxygenation implantation, aortic dissection, coma more than 24 hours, dialysis, re-intubation, re-ICU, debridement, mechanical ventilation more than 48h, sepsis, hydrothorax/hydropericardium, pulmonary infection, pulmonary embolism, and atrial fibrillation.

Figure 3. Kaplan-Meier analysis for Long-term Outcomes According to Skill Ratings.

A, free from all-cause mortality. B, free from stroke. C, free from myocardial infarction. D, free from composite endpoint, including all-cause mortality, stroke, myocardial infarction, renal failure, percutaneous transluminal coronary intervention and thrombolysis therapy.

Figures

Figure 1. Relationship between Surgical Skill Ratings and Risk-Adjusted Skill-related Complication Rates after Coronary Artery Bypass Graft.

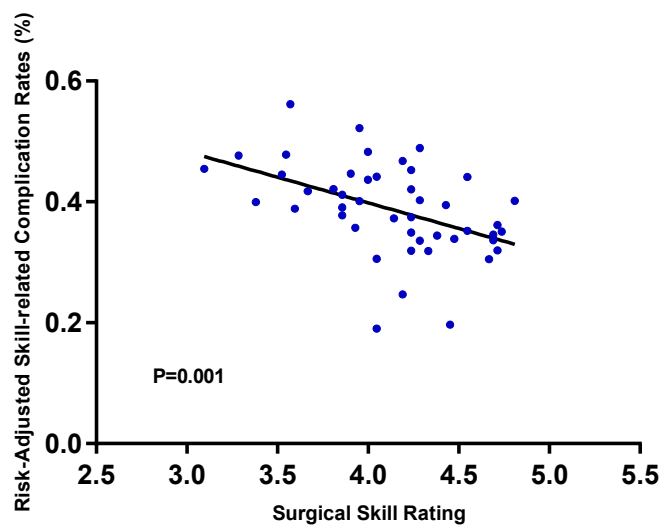


Figure 2. Risk-adjusted Complication Rates According to Skill Ratings.

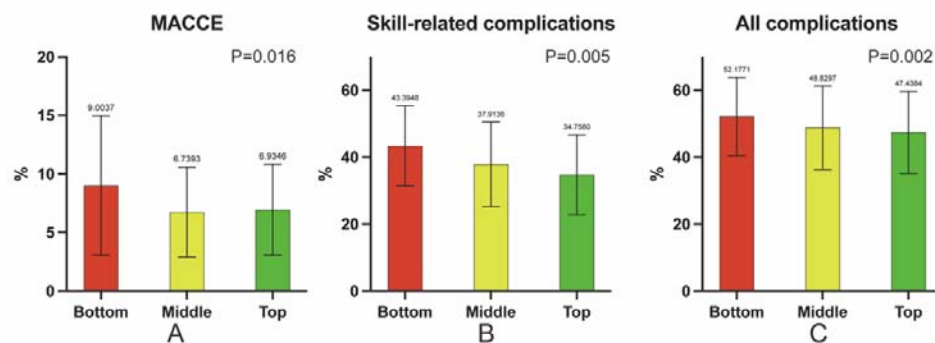
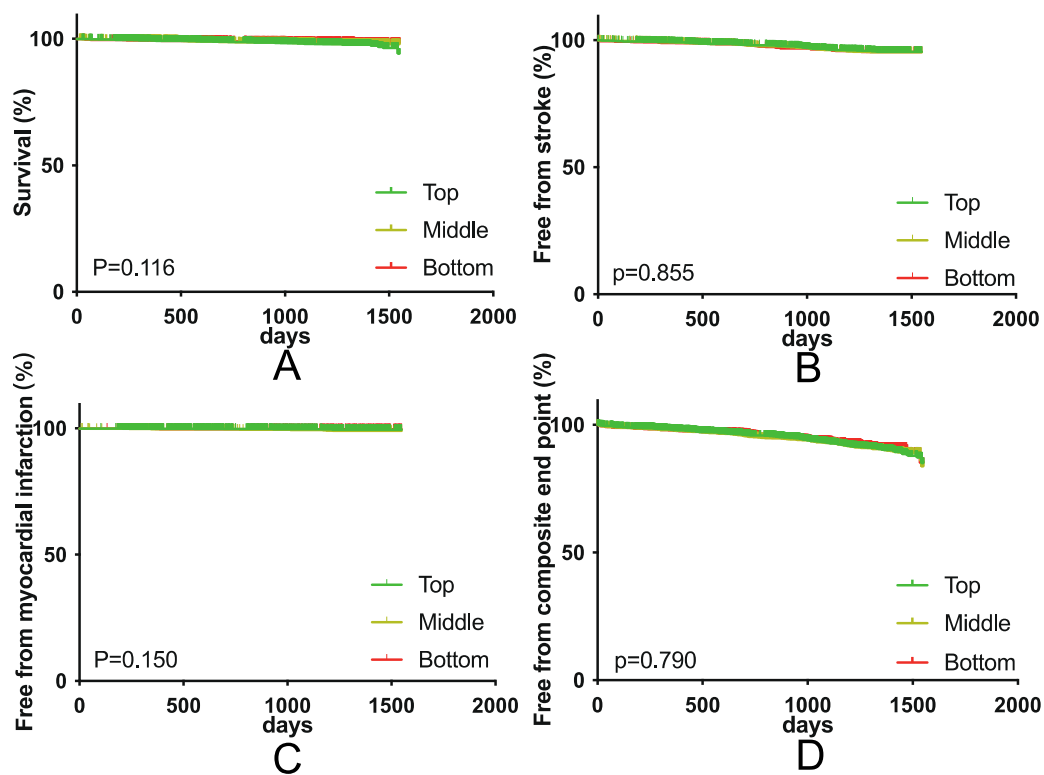


Figure 3. Kaplan-Meier analysis for Long-term Outcomes According to Skill Ratings.



TABLEs

Table 1. Characteristics of Surgeons, Patient Volume, and Surgery, According to Peer Ratings of Surgical Skill*.

Variable	Level of Surgical Skill**			P Value
	Bottom group	Middle group	Top group	
Surgeons (no.)	11	23	12	
Peer ratings of surgical skill				
Gentleness	3.67±0.35	4.15±0.25	4.85±0.31	
Cleanliness	3.76±0.32	4.14±0.26	4.61±0.25	
Motion	3.19±0.52	3.97±0.39	4.52±0.40	
Instrument handling	3.40±0.45	4.20±0.26	4.09±0.54	
Coordinate with nurse	3.92±0.45	4.35±0.38	4.65±0.35	
Coordinate with first assistant	3.72±0.31	4.23±0.29	4.58±0.22	
Fluency and coherence	3.44±0.41	4.04±0.39	4.68±0.20	
Mean	3.59±0.24	4.16±0.15	4.64±0.12	
Age (years)	49.7±5.7	50.9±6.4	57.9±4.4	0.002
Senior surgeon (n, %)	3 (25.0)	13 (56.5)	10 (90.0)	0.006
MBTI (n, %)				
Extraversion	5 (41.7)	10 (43.5)	6 (54.5)	0.790
Sensing	4 (33.3)	17 (73.9)	8 (72.7)	0.046
Thinking	10 (83.3)	22 (95.7)	6 (54.5)	0.013
Judging	4 (33.3)	6 (26.1)	3 (27.3)	0.900
Annual CABG volume (no.)	41.5±25.0	73.7±36.4	109.3±57.7	0.001
Total CABG volume (no.)	305.0±359.6	705.0±536.4	1388.3±791.4	<0.001
Annual cardiac surgery volume (no.)	68.9±45.5	130.7±62.8	229.1±79.8	<0.001
Total cardiac surgery volume (no.)	814.7±536.6	1625.4±822.7	2941.4±1045.6	<0.001
Patients (no.)	1355	4956	3533	
Mean operating room times (min)	183.4±174.0	171.7±151.3	165.0±128.5	<0.001
ICU stay (hr)	41.9±52.4	41.3±53.1	40.6±47.4	0.664

*, Each domain of surgical skill was rated on a scale of 1 to 5 (with 1 indicating the skill expected of a cardiac-surgery chief resident and 5 indicating the skill of a master cardiac surgeon). CABG, coronary artery bypass graft. ICU, intensive care unit. MBTI, Myers-Briggs Type Indicator.

** Quartile 1, 2 and 3 indicates surgeons with the low, medium, and high scores, respectively.

Table 2. Baseline Characteristics of Patients According to Surgical Skill.

Variable	Level of Surgical Skill			P Value
	Bottom group (11 surgeons, 1355 patients)	Middle group (23 surgeons, 4956 patients)	Top group (12 surgeons, 3533 patients)	
Mean age (yr)	61.1±8.0	61.7±8.6	62.2±8.8	<0.001
Male sex (n, %)	1057 (78.0)	3912 (78.9)	2771 (78.4)	0.716
Mean body-mass index*	25.8±3.2	25.8±3.1	25.9±3.2	0.067
Medical history (n, %)				
Hypertension	850 (62.7)	3199 (64.5)	2329 (65.9)	0.099
Chronic renal insufficiency	4 (0.3)	23 (0.5)	22 (0.6)	0.543
Stroke	110 (8.1)	480 (9.7)	334 (9.5)	0.212
Peripheral Artery Disease	105 (7.7)	398 (8.0)	301 (8.5)	0.599
Diabetes mellitus	524 (38.7)	1953 (39.4)	1424 (40.3)	0.523
COPD	12 (0.9)	53 (1.1)	47 (1.3)	0.344
Congestive heart failure	7 (0.5)	23 (0.5)	20 (0.6)	0.808
Myocardial infarction	379 (28.0)	1519 (30.6)	1032 (29.2)	0.107
Atrial fibrillation	17 (1.3)	97 (2.0)	67 (1.9)	0.222
Cardiac surgery history	40 (3.0)	187 (3.8)	113 (3.2)	0.199
Smoking	684 (50.5)	2642 (53.3)	1949 (55.2)	0.011
LVEF (%)	59.7±7.6	59.4±7.5	59.2±7.8	0.267

COPD, chronic obstructive pulmonary disease. LVEF, left ventricular ejection fraction.

*, The body-mass index is the weight in kilograms divided by the square of the height in meters.

Table 3. Adjusted Risk of Complications According to Surgical Skill.

Variable, n (%)	OR	95%CI	P value
MACCE^a			
Top group	1		
Middle group	0.96	0.68-1.36	0.815
Bottom group	1.59	1.05-2.40	0.029
Skill-related complications^b			
Top group	1		
Middle group	1.26	1.03-1.53	0.025
Bottom group	1.70	1.33-2.16	<0.001
All complications^c			
Top group	1		
Middle group	1.12	0.94-1.33	0.202
Bottom group	1.36	1.09-1.68	0.005

a, MACCE, major adverse cardiac and cerebrovascular event, included 30-days mortality, myocardial infarction and stroke.

b, skill-related complications included post-operative red blood cell infusion, pericardial tamponade, secondary thoracotomy for bleeding, cardiac arrest/ventricular fibrillation, fatal ventricular arrhythmia, myocardial infarction, III° atrial-ventricular block, intra-aortic balloon pump implantation, and aortic dissection.

c, all complications included 30-days mortality, myocardial infarction, hepatic failure, acute kidney injury, stroke, red blood cell infusion, pericardial tamponade, secondary thoracotomy for bleeding, cardiac arrest/ventricular fibrillation, fatal ventricular arrhythmia, III° atrial-ventricular block, intra-aortic balloon pump implantation, extracorporeal membrane oxygenation implantation, aortic dissection, coma more than 24 hours, dialysis, re-intubation, re-ICU, debridement, mechanical ventilation more than 48h, sepsis, hydrothorax/hydropericardium, pulmonary infection, pulmonary embolism, and atrial fibrillation.

Reference

1. Song HK, Diggs BS, Slater MS, Guyton SW, Ungerleider RM and Welke KF. Improved quality and cost-effectiveness of coronary artery bypass grafting in the United States from 1988 to 2005. *J Thorac Cardiovasc Surg.* 2009;137:65-9.
2. Zhu Y, Goldstone AB and Woo YJ. Integrated Thoracic Surgery Residency: Current Status and Future Evolution. *Semin Thorac Cardiovasc Surg.* 2019;31:345-349.
3. Bui J, Bennett WC, Long J, Strassle PD and Haithcock B. Recent Trends in Cardiothoracic Surgery Training: Data from the National Resident Matching Program. *J Surg Educ.* 2021;78:672-678.
4. Grover A, Gorman K, Dall TM, Jonas R, Lytle B, Shemin R, Wood D and Kron I. Shortage of cardiothoracic surgeons is likely by 2020. *Circulation.* 2009;120:488-94.
5. DeLaRosa J, Thourani VH, Wheatley GH, 3rd, McMullan DM, Karamanoukian RL, Greene MG and Morales DL. Impact of resident duty hour standards on cardiothoracic residents and program directors. *Ann Thorac Surg.* 2005;80:1569-71.
6. Lim E, Tsui S, Registrars and Consultant Cardiac Surgeons of Papworth H. Impact of the European Working Time Directive on exposure to operative cardiac surgical training. *Eur J Cardiothorac Surg.* 2006;30:574-7.
7. Tsugawa Y, Jena AB, Orav EJ, Blumenthal DM, Tsai TC, Mehtsun WT and Jha AK. Age and sex of surgeons and mortality of older surgical patients: observational study. *BMJ.* 2018;361:k1343.
8. Sahni NR, Dalton M, Cutler DM, Birkmeyer JD and Chandra A. Surgeon specialization and operative mortality in United States: retrospective analysis. *BMJ.* 2016;354:i3571.
9. Ravi B, Jenkinson R, Austin PC, Croxford R, Wasserstein D, Escott B, Paterson JM, Kreder H and Hawker GA. Relation between surgeon volume and risk of complications after total hip arthroplasty: propensity score matched cohort study. *BMJ.* 2014;348:g3284.
10. Hance J, Aggarwal R, Stanbridge R, Blauth C, Munz Y, Darzi A and Pepper J. Objective assessment of technical skills in cardiac surgery. *Eur J Cardiothorac Surg.* 2005;28:157-62.
11. Sidhu RS, Park J, Brydges R, MacRae HM and Dubrowski A. Laboratory-based vascular anastomosis training: a randomized controlled trial evaluating the effects of bench model fidelity and level of training on skill acquisition. *J Vasc Surg.* 2007;45:343-9.
12. Fann JI, Caffarelli AD, Georgette G, Howard SK, Gaba DM, Youngblood P, Mitchell RS and Burdon TA. Improvement in coronary anastomosis with cardiac surgery simulation. *J Thorac Cardiovasc Surg.* 2008;136:1486-91.
13. Fann JI, Calhoon JH, Carpenter AJ, Merrill WH, Brown JW, Poston RS, Kalani M, Murray GF, Hicks GL, Jr. and Feins RH. Simulation in coronary artery anastomosis early in cardiothoracic surgical residency training: the Boot Camp experience. *J Thorac Cardiovasc Surg.* 2010;139:1275-81.

14. Wilasrusmee C, Phromsopa N, Lertsitichai P and Kittur DS. A new vascular anastomosis model: relation between outcome and experience. *Eur J Vasc Endovasc Surg.* 2007;33:208-13.
15. Wilasrusmee C, Lertsitichai P and Kittur DS. Vascular anastomosis model: relation between competency in a laboratory-based model and surgical competency. *Eur J Vasc Endovasc Surg.* 2007;34:405-10.
16. Martin JA, Regehr G, Reznick R, MacRae H, Murnaghan J, Hutchison C and Brown M. Objective structured assessment of technical skill (OSATS) for surgical residents. *Br J Surg.* 1997;84:273-8.
17. Mol MBA, Strous MTA, van Osch FHM, Vogelaar FJ, Barten DG, Farchi M, Foudraine NA and Gidron Y. Heart-rate-variability (HRV), predicts outcomes in COVID-19. *PLoS One.* 2021;16:e0258841.
18. Jacobs JP, Jacobs ML, Austin EH, 3rd, Mavroudis C, Pasquali SK, Lacour-Gayet FG, Tchervenkov CI, Walters H, 3rd, Bacha EA, Nido PJ, Fraser CD, Gaynor JW, Hirsch JC, Morales DL, Pourmoghadam KK, Tweddell JS, Prager RL and Mayer JE. Quality measures for congenital and pediatric cardiac surgery. *World J Pediatr Congenit Heart Surg.* 2012;3:32-47.
19. Patterson T, McConkey HZR, Ahmed-Jushuf F, Moschonas K, Nguyen H, Karamasis GV, Perera D, Clapp BR, Roxburgh J, Blauth C, Young CP, Redwood SR and Pavlidis AN. Long-Term Outcomes Following Heart Team Revascularization Recommendations in Complex Coronary Artery Disease. *J Am Heart Assoc.* 2019;8:e011279.
20. de Leval MR, Carthey J, Wright DJ, Farewell VT and Reason JT. Human factors and cardiac surgery: a multicenter study. *J Thorac Cardiovasc Surg.* 2000;119:661-72.
21. Anderson BR, Wallace AS, Hill KD, Gulack BC, Matsouaka R, Jacobs JP, Bacha EA, Glied SA and Jacobs ML. Association of Surgeon Age and Experience With Congenital Heart Surgery Outcomes. *Circ Cardiovasc Qual Outcomes.* 2017;10.
22. Kawashima H, Serruys PW, Ono M, Hara H, O'Leary N, Mack MJ, Holmes DR, Morice MC, Head SJ, Kappetein AP, Thuijs D, Milojevic M, Noack T, Mohr FW, Davierwala PM, Sharif F, McEvoy JW, Onuma Y and Investigators SES. Impact of Optimal Medical Therapy on 10-Year Mortality After Coronary Revascularization. *J Am Coll Cardiol.* 2021;78:27-38.
23. Iqbal J, Zhang YJ, Holmes DR, Morice MC, Mack MJ, Kappetein AP, Feldman T, Stahle E, Escaned J, Banning AP, Gunn JP, Colombo A, Steyerberg EW, Mohr FW and Serruys PW. Optimal medical therapy improves clinical outcomes in patients undergoing revascularization with percutaneous coronary intervention or coronary artery bypass grafting: insights from the Synergy Between Percutaneous Coronary Intervention with TAXUS and Cardiac Surgery (SYNTAX) trial at the 5-year follow-up. *Circulation.* 2015;131:1269-77.
24. Resor CD, Nathan A, Kereiakes DJ, Yeh RW, Massaro JM, Cutlip DE, Gabriel Steg P, Hsieh WH, Mauri L and Dual Antiplatelet Therapy Study I. Impact of Optimal Medical Therapy in the Dual Antiplatelet Therapy Study. *Circulation.* 2016;134:989-998.

25. Torkamani-Azar M, Lee A and Bednarik R. Methods and Measures for Mental Stress Assessment in Surgery: A Systematic Review of 20 Years of Literature. *IEEE J Biomed Health Inform.* 2022;26:4436-4449.
26. Jones KI, Amawi F, Bhalla A, Peacock O, Williams JP and Lund JN. Assessing surgeon stress when operating using heart rate variability and the State Trait Anxiety Inventory: will surgery be the death of us? *Colorectal Dis.* 2015;17:335-41.
27. Prichard RS, O'Neill CJ, Oucharek JJ, Holmes CY, Delbridge LW and Sywak MS. A prospective study of heart rate variability in endocrine surgery: surgical training increases consultant's mental strain. *J Surg Educ.* 2012;69:453-8.
28. Erestam S, Bock D, Andersson AE, Haglind E, Park J and Angenete E. The perceived benefit of intraoperative stress modifiers for surgeons: an experimental simulation study in volunteers. *Patient Saf Surg.* 2021;15:23.
29. Luthra S. Challenges in Resident Training in Cardiac Surgery. *Ann Thorac Surg.* 2021;112:1730.
30. Wick A, Beckmann A, Nemeth A, Conradi L, Schafer A, Reichenspurner H and Schlensak C. Cardiac surgery residents training in Germany-Status quo and future prospects. *J Thorac Cardiovasc Surg.* 2020;159:579-587.
31. Borger MA. The future of cardiac surgery training: A survival guide. *J Thorac Cardiovasc Surg.* 2017;154:994-995.
32. Stulberg JJ, Huang R, Kreutzer L, Ban K, Champagne BJ, Steele SR, Johnson JK, Holl JL, Greenberg CC and Bilimoria KY. Association Between Surgeon Technical Skills and Patient Outcomes. *JAMA Surg.* 2020;155:960-968.
33. Birkmeyer JD, Finks JF, O'Reilly A, Oerline M, Carlin AM, Nunn AR, Dimick J, Banerjee M, Birkmeyer NJ and Michigan Bariatric Surgery C. Surgical skill and complication rates after bariatric surgery. *N Engl J Med.* 2013;369:1434-42.
34. Schofield PM. Indications for percutaneous and surgical revascularisation: how far does the evidence base guide us? *Heart.* 2003;89:565-70.
35. Drag LL, Bieliauskas LA, Langenecker SA and Greenfield LJ. Cognitive functioning, retirement status, and age: results from the Cognitive Changes and Retirement among Senior Surgeons study. *J Am Coll Surg.* 2010;211:303-7.
36. Boom-Saad Z, Langenecker SA, Bieliauskas LA, Graver CJ, O'Neill JR, Caveney AF, Greenfield LJ and Minter RM. Surgeons outperform normative controls on neuropsychologic tests, but age-related decay of skills persists. *Am J Surg.* 2008;195:205-9.
37. Lee HJ, Drag LL, Bieliauskas LA, Langenecker SA, Graver C, O'Neill J and Greenfield L. Results from the cognitive changes and retirement among senior surgeons self-report survey. *J Am Coll Surg.* 2009;209:668-671 e2.
38. Faulkner H, Regehr G, Martin J and Reznick R. Validation of an objective structured assessment of technical skill for surgical residents. *Acad Med.* 1996;71:1363-5.
39. Datta V, Chang A, Mackay S and Darzi A. The relationship between motion analysis and surgical technical assessments. *Am J Surg.* 2002;184:70-3.