

Effectiveness of filtering or decontaminating air to reduce or prevent respiratory infections: A systematic review

Julii Brainard¹, Natalia R. Jones², Isabel Catalina Swindells³, Elizabeth J. Archer², Anastasia Kolyva⁴, Charlotte Letley¹, Katharine Pond⁵, Iain R. Lake², Paul R. Hunter¹

¹ Norwich Medical School, University of East Anglia Norwich NR4 7TJ, UK

² School of Environmental Sciences, University of East Anglia Norwich NR4 7TJ, UK

³ UCL Medical School, University College London, London WC1E 6DE, UK

⁴ Norfolk and Norwich University Hospital Trust, Norwich NR4 7UY, UK

⁵ Department of Civil and Environmental Engineering, University of Surrey Guildford GU2 7XH, UK

Corresponding author: Dr. Julii Brainard, j.brainard@uea.ac.uk, tel. +44-1603-591151. Postal Address as above

Other email addresses:

isabel.swindells@icloud.com, Anastasia.Kolyva@nnuh.nhs.uk, C.Letley@uea.ac.uk, Elizabeth.Archer@uea.ac.uk, N.Jones@uea.ac.uk, K.Pond@surrey.ac.uk, Paul.Hunter@uea.ac.uk, I.Lake@uea.ac.uk

Running title: Filtering air to prevent respiratory infections: Does it work?

ORCID numbers

Julii Brainard 0000-0002-5272-7995,

Paul R. Hunter 0000-0002-5608-6144, Iain R. Lake 0000-0003-4407-5357

Elizabeth J. Archer 0000-0002-6760-9406, Isabel Catalina Swindells 0009-0001-8508-2126

Anastasia Kolyva 0000-0002-5507-0247

No ORCID #: Natalia Jones, Charlotte Letley, Katherine Pond

Word Count: Main manuscript: 4400. 3 tables, 5 figures, 62 references.
190 words in abstract

Declarations

Conflict of interest

The authors declare that we have no conflict of interest.

Approval to use the data to undertake the research

Approval was not required because this is secondary analysis of published data.

Funding

ICS, IRL, PRH, JB and EJA were funded by the National Institute for Health Research Health Protection Research Unit (NIHR HPRU) in Emergency Preparedness and Response at King's College London in partnership with the UK Health Security Agency (UKHSA), in collaboration with the University of East Anglia. The views expressed are those of the authors and not necessarily those of the NHS, the NIHR, any of our employers, the Department of Health or the UKHSA.

Author contributions

PRH conceived of the study. IRL and PRH secured funding. JB co-designed and ran the searches. JB integrated and de-duplicated bibliographic hits. JB, NRJ, ICS, EJA, AK, CL and KP screened titles and abstracts. ICS undertook backward and forward citation searches with confirmation by JB, who also checked references of systematic reviews for additional studies. JB and NRJ screened full text. JB and ICS initially extracted data from full text, confirmed by each other or NRJ. JB and PRH designed the synthesis strategy. JB and NRJ undertook quality assessment. JB wrote the first draft and assembled revisions with comments from all coauthors. All authors have read and approve of the final manuscript.

Acknowledgements

Thanks for advice from colleagues at Norwich Medical School and Matteo Carpentieri at the School of Mechanical Engineering, University of Surrey.

1
2 **Effectiveness of filtering or decontaminating air to reduce or prevent respiratory infections: A**
3 **systematic review**

4
5
6

7 **Abstract**

8
9 BACKGROUND: Installation of technologies to remove or deactivate respiratory pathogens from
10 indoor air is a plausible non-pharmaceutical disease control strategy.
11 METHODS: We undertook a systematic review of observational and experimental studies, published
12 1970-2022, to synthesise evidence about the effectiveness of suitable indoor air treatment
13 technologies to prevent respiratory or gastrointestinal infections. We searched for data about
14 infection and symptom outcomes for persons who spent minimum 20 hours/week in shared indoor
15 spaces subjected to air treatment strategies hypothesised to change risk of respiratory or
16 gastrointestinal infections or symptoms.
17 RESULTS: Pooled data suggested no net benefits for symptom severity or symptom presence, in
18 absence of confirmed infection. There was weak evidence that air treatment technologies tended to
19 reduce confirmed infections, but these data evinced strong publication bias.
20 CONCLUSION: Although environmental and surface samples are reduced after air treatment by
21 several air treatment strategies, especially germicidal lights and high efficiency particulate air
22 filtration, robust evidence has yet to emerge to confirm that these technologies are effective in real
23 world settings. Data from several relevant randomised trials have yet to report and will be welcome
24 to the evidence base.

25
26
27
28

Keywords: respiratory infections, symptoms, indoor, air filtration, air sterilisation

29

30 Introduction

31 Several technologies have been developed or proposed that treat indoor air supplies in a way that
32 might prevent transmission of respiratory infections. Some of the most promising such technologies
33 are safe to operate while people are breathing the same area and moving around in the exposed
34 area. Removing microbes from air is a form of filtration, one example being high efficiency
35 particulate air (HEPA) filtration. As defined by the United States Department of Energy, the HEPA
36 standard is to remove at least 99.97% of aerosols 0.3 micrometers (μm) in diameter (US Department
37 of Energy 2005). Alternatively, rather than remove microbes, an air treatment technology might
38 render microbes incapable of biological replication, and as such, unable of causing infection.
39 Germicidal ultraviolet light (GUVL) in bandwidths safe for chronic human exposure but also able to
40 deactivate viruses, has been proposed as such a way to decontaminate air from pathogens (Narita *et*
41 *al.* 2020).

42

43 During the Covid-19 pandemic, such air treatment technologies were promoted as a practical
44 mitigation measure in environments where social distancing was difficult to maintain; many
45 governments at local and national level announced support for such technology to be deployed
46 widely, especially in schools (Camfil 2021, Ulmair 2021, Zimmer 2021). These aspirations were
47 hindered by the large cost involved in providing suitable air treatment devices in all proposed
48 settings and uncertainty about exactly which devices might be truly effective (Brandon 2020, Akpan
49 & Jeffrey-Wilensky 2021, Wightwick 2021). Some cluster randomised controlled trials to provide
50 possible supporting evidence were subsequently initiated, using either HEPA or GUVL, in schools
51 (ISRCTN46750688; NCT05016271) or long-term residential care homes (ACTRN12621000567820;
52 NCT05084898; ISRCTN63437172). These trial results are not yet available.

53

54 Any proposed novel technology or treatment, such as vaccination or a new drug, needs to go
55 through many stages of development, including rigorous safety testing and real-world experiments,
56 before effectiveness is established and large population treatment is justified. Technologies that
57 may purify/treat air are rapidly evolving and are concurrently at all stages of development. We
58 undertook a systematic review updated with evidence available through late 2022 about
59 effectiveness at the application stage, describing respiratory and/or gastrointestinal infection
60 outcomes in human beings following exposure in real world settings to air purifying/treatment
61 strategies and technologies. We consider a broad range of potential technologies and both
62 observational study designs (cohort or case control) as well as experimental trials. We consider
63 exposures whether the technology is portable or a permanent feature of the setting.

64

65 Methods

66

67 We sought studies published in 1970 or later, using Google Scholar, OVID MEDLINE, Scopus,
68 medRxiv, bioRxiv, preprints.org. Grey literature published by December 2022 was also searched;
69 trial registries (NCT, ISRCTN and ACTRN) were searched in June 2022. Details of the search terms
70 and parameters are in the Appendix. Eligible studies could be written in any language in which we
71 had literacy (English, Spanish, Greek, French, Italian) or that we could fully translate into English
72 using Google Translate.

73

74 Study design had to be controlled experiments, case-control or cohort studies with concurrent
75 comparison groups. Pre-post comparisons were excluded because changes in other conditions
76 cannot be controlled for (Thiese 2014).

77

78 Study titles and abstracts were screened independently by two authors to decide which ones to take
79 to full text review. A third researcher was consulted if disagreements could not be resolved by
80 discussion. Full texts of studies not excluded from title/abstract screening were obtained where
81 possible and reviewed for eligibility. A protocol was registered in association with this review
82 (Prospero CRD42020208109); however, we had substantial protocol deviations due to resource
83 constraints and improved understanding of the relevant literature. Further details on study
84 selection are included in the Appendix.

85

86

87 Risk of bias (quality) assessment

88 Quality assessment approach depended on study design. Trials were assessed for risk of bias using
89 the Cochrane risk of bias tool 1.0 (Higgins & Altman 2008), with an additional domain for adherence
90 (low risk of bias if reported to be $\geq 64\%$). One point was awarded for each domain with low risk of
91 bias, and trials with least risk of bias were deemed to be those studies with scores ≥ 6 . The quality
92 checklist used for observational studies (cohort or case-control design) was based on the Newcastle
93 Ottawa Scale (NOS; Wells *et al.* 2000) with a modification that the comparability domain was a single
94 checklist item, whether the groups were balanced at baseline for age and sex.

95

96

97 Outcomes

98 Eligible outcomes related to incidence of respiratory/gastrointestinal infection or compatible
99 symptomatic illness in humans, in the context of whether the cohort had been exposed (or not,
100 concurrently) to an eligible technology that treated, decontaminated or filtered air. Included studies

101 had to report at a minimum, the mean effect value for exposed/control cohorts; studies that
102 collected relevant data but did not report raw outcome data or change from baseline, or that only
103 reported between group differences after adjusting (in their own models) for possible confounders
104 were ineligible.

105

106 Preferred outcome was incidence (dichotomous yes/no) of respiratory/gastrointestinal infection by
107 a specific pathogen (such as influenza or norovirus) confirmed by a laboratory method. If
108 laboratory-confirmed infection data were not available, we accepted respiratory symptoms such as:
109 cough, acute breathing difficulty, anosmia, rhinitis, nasal congestion, scores for combined
110 respiratory disease symptoms. Eligible gastrointestinal symptoms were nausea, abdominal
111 cramping, vomiting, or diarrhoea that could not be attributed to non-infectious cause. Symptoms
112 could be expressed a dichotomous or continuous (severity) data. Further description of outcomes
113 are in the Appendix.

114

115

116 [Intervention\(s\), exposure\(s\)](#)

117 Eligible technology was treatment of indoor breathing air deemed suitable for use while humans
118 were present doing routine activities (such as sleeping, working, eating, studying) without specialist
119 protective equipment. Treatment methods that required humans to vacate the space during
120 operation of the technology or chemical application to surfaces, or that required special protective
121 equipment for humans to remain present, were ineligible.

122

123 Eligible technology could be radiation, chemical, or mechanical systems that aimed to safely purify
124 the air freely circulating in the indoor environment without simply ventilating (putting old indoor out
125 & bringing new air in). Exemplar technologies and treatment methods are HEPA filters, ionisers,
126 GUVL in safe bandwidths for recurring exposure (Narita *et al.* 2020), and some types of chemical
127 treatment. Studies that describe disinfection systems that move air to a private space where it may
128 be exposed to chemicals/radiation/physical filter were eligible as long as these systems could
129 operate while persons were present in the environment meant to receive the disinfected air *AND*
130 the populated spaces that received the disinfected air normally received this disinfected air within
131 two hours of treatment. Two hours was not meant to be a definitive threshold, but rather a
132 maximum reasonable period that still enabled the air processing to be relatively quick.

133

134 In absence of contrary information, we assumed that any air conditioning system was likely to
135 include some amount of air filtration as part of routine operation, although we could not know how
136 filtered the air was if not explicitly stated.

137

138 **Settings**

139 This technology must have operated in a non-laboratory setting, and must have been designed to
140 potentially be applied to an air space shared by five or more persons. This stipulation about size of
141 population exposed was applied because we wanted to exclude cases of specialist negative pressure
142 rooms, small spaces under laminar flow tents, or other resource-intensive, typically
143 clinical/laboratory environments that are typically intended to create very sterile conditions for a
144 single patient or experimental participant. Outcomes had to be in people. Virions or other
145 pathogens in air had to be removed directly from the air, not observed to be reduced after pathogen
146 removal from surfaces or from standing water in the shared environment. Incidence of microbes on
147 surfaces or in air samples were ineligible outcomes.

148

149 We excluded observational studies about workers in a small number (< 12) of different buildings, in
150 the context of 'sick building syndrome.' Often these studies considered correlation between
151 respiratory symptoms and presence of air conditioner filters, which were theorised to be clogged
152 with harmful dust or pathogens, and otherwise hindering ventilation. However, other factors that
153 affect air quality, both unobserved and observed, were reported to be highly heterogenous, such as
154 concentration of volatile organic compounds, temperature, humidity, density of staff, types of office
155 equipment and ventilation rates. Our own study was not designed to adequately address this
156 diversity of confounding in clustered cohort studies.

157

158

159 **Intervention: Minimum Exposure**

160 The majority of the intervention group had to be present in the setting where air was disinfected for
161 a mean duration of at least 20 hours a week during the monitoring period (about 12.5% of a person's
162 lived hours per week). The persons could be present for any reason (such as residence, education,
163 work, receiving inpatient treatment, etc).

164

165

166 **Comparator(s)/control**

167 The comparator group had to simultaneously experience usual ventilation regimes in same or similar
168 settings, so exposed to systems that manage air flow but did not attempt to disinfect air or remove

169 microbes from the air. Simple mechanical ventilation (i.e., expelling indoor air and replacing it with
170 outdoor air) was the ideal comparator exposure.

171
172

173 Synthesis

174 We summarise the data narratively and quantitatively. All trials (randomised or not) are grouped for
175 synthesis; all observational study designs are grouped together. Where suitable data were supplied
176 (participant count in each exposure group, event count or mean effect and standard deviation/error
177 for ratio outcomes) in at least 2 studies of same design assessing a specific type of air treatment
178 method and outcome, we carried out random-effects meta-analysis with Review Manager version 5
179 (RevMan 2014). Studies with results that were too incompletely described to synthesise with other
180 evidence are described narratively.

181

182 The diversity of reported respiratory symptoms meant that pooled analysis was often only possible
183 by grouping similar measures. To enable synthesis, outcomes were grouped by similarity under
184 three possible umbrella terms: gastrointestinal; laboratory or clinical diagnosis of respiratory
185 infection and/or pneumonia, bronchitis; other respiratory symptoms. The direction of scales in
186 synthesis forest plots was standardised so that a lower value signified less illness/fewer symptoms.
187 Where one study reported multiple eligible outcomes, we did not count the same participants twice
188 in synthesis. We extracted both continuous and dichotomous outcome from the eligible studies.
189 Further description of the synthesis methods are included in the Appendix.

190
191
192
193

194 Results

195 Study selection is in Figure 1. From 39,346 initial bibliographic and grey literature hits, we found 32
196 eligible studies within which 41 outcomes were compared between groups. All included studies
197 were either trials or cohort design (no case-control studies). All outcomes related to respiratory
198 infections or symptoms, except for one study in care homes, which looked for norovirus outbreaks
199 related to air conditioning status. Studies are described in Table 1 by type of outcome, technology,
200 and study design (which is how they were grouped in synthesis). The median year of publication was
201 2008, with seven studies published after 2013 (in most recent ten years). Six studies were about
202 research undertaken after 2013. Eleven studies took place in North America, 9 in Europe, 12
203 elsewhere (Canada, Singapore, China, South Korea, Hong Kong, Israel, Australia). Exposure settings
204 were private homes (n=16), offices (n=6), clinical (n=5), childcare providers or schools (n=3) and
205 shared residences (care homes or military barracks, n=2). Technologies were HEPA standard air

206 filtration (n=14), filters as part of air conditioning (not specified as HEPA standard, n=8), GUVL (n=3),
207 Ionisers (n=4), laminar air flow filter and air flow system with or without HEPA standard (n=2),
208 electrostatic cleaner (n=2) and chemical (mugwort leaf smoke, n=1); sometimes multiple air
209 treatment technologies were applied simultaneously. One article was in Chinese; all other articles
210 were written in English. Study designs were controlled trials: 25, cohort: 7. 26 studies provided data
211 suitable for pooling (with participant counts, unadjusted mean effect size, variance indicator such as
212 standard error or deviation on effect size).

213

214

215 Quality Assessment

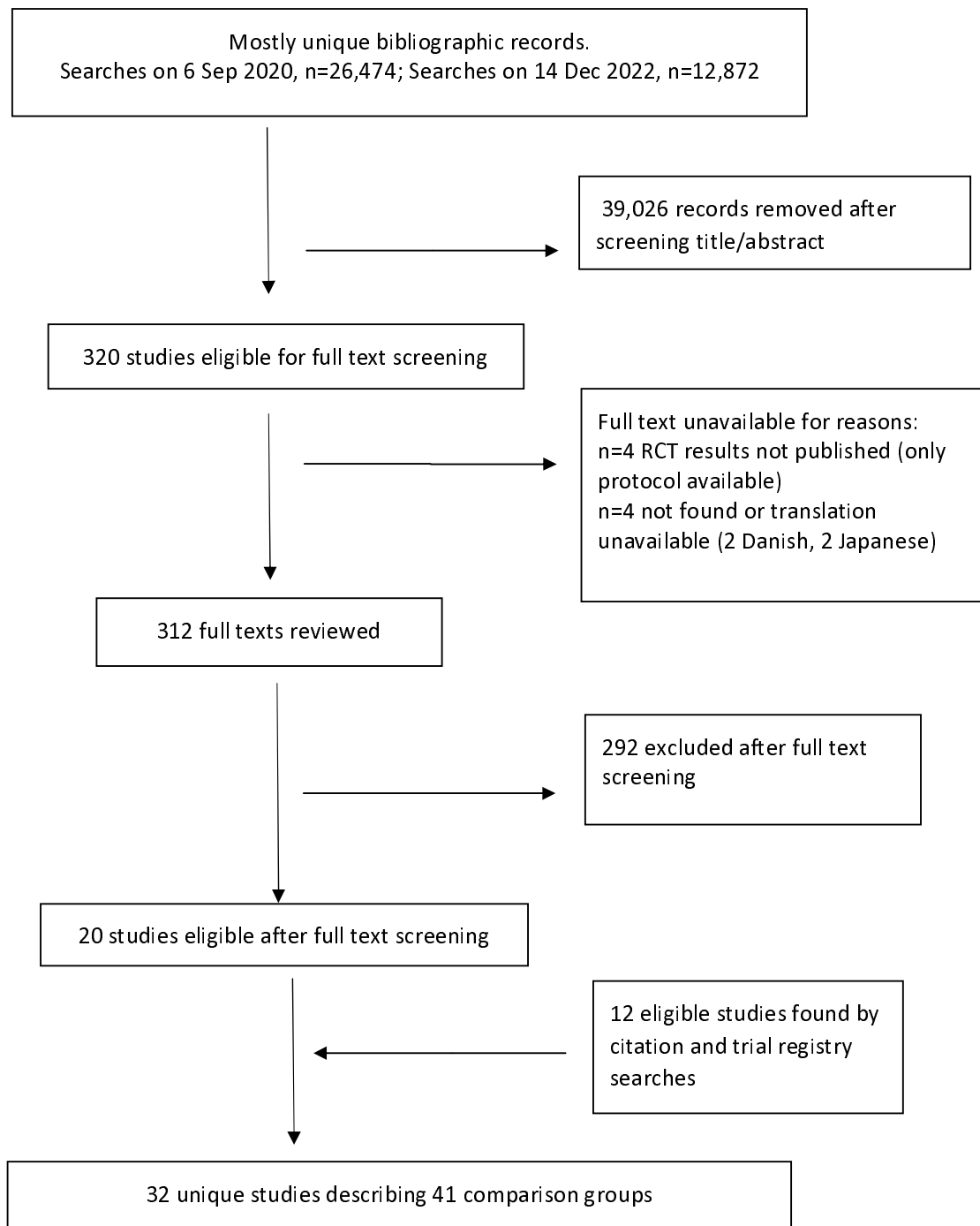
216

217 We used grouped umbrella outcomes as shown in Table 1. Risk of bias assessment is in Table 2
218 (trials) and Table 3 (cohort studies). Figures 2a-2c show funnel plots for the meta-analyses in Figures
219 3-5. Figure 2a (pertaining to data shown in Figure 3) suggests strong publication bias (imbalanced
220 distribution of effect sizes; Malički & Marušić 2014) for infection outcomes, but publication bias is
221 not obvious for symptomatic outcomes (funnel plots 2b and 2c, pertaining to data used to construct
222 syntheses in Figures 4-5).

223

224 **Figure 1.** Selection procedure for eligible studies

225
226
227
228
229
230
231
232
233
234
235
236
237
238
239
240
241
242
243
244
245
246
247
248
249
250
251
252
253



254
255

Table 1. Included studies, technologies, outcomes and participant counts

Umbrella outcome	Technology	Design	Primary results article	Setting	Specific outcome	#pts	
Respiratory infections	HEPA	Trial	Walker <i>et al.</i> (2022)	Private residence	Lower RTI	307	
		Cohorts	Oren <i>et al.</i> (2001)	Hospital wards	Invasive pulmonary aspergillosis	71	
	Salam <i>et al.</i> (2010)		Hospital wards	<i>Aspergillus sp</i> from histology	18089		
	Vokurka <i>et al.</i> (2014)		Hospital rooms	Pneumonia	289		
	GUVL	Trial	Li and Jiang (2011)	Hospital wards	Influenza	104	
					Upper RTI	104	
	Ioniser + electrostatic nano filtration	Cohort	Fernandez-Gerlinger <i>et al.</i> (2016)	Hospital rooms	Invasive aspergillosis	156	
							Zuraimi <i>et al.</i> (2007)
	Air conditioning	Cohorts		White <i>et al.</i> (2011)	Military barracks	Febrile acute RTI	12220
						Afrebrile acute RTI	12220
Mugwort leaf smoke	Trial		Li and Jiang (2011)	Hospital wards	Influenza	111	
				Hospital wards	Upper RTI	111	
Norovirus	Air conditioning	Cohort	Lin <i>et al.</i> (2011)	Care homes	Norovirus outbreaks	748	
Respiratory symptoms (event counts)	HEPA	Trials	Hedge <i>et al.</i> (1993)	Office building	Respiratory symptoms	112	
			Lanphear <i>et al.</i> (2011)	Private residence	Asthma symptoms	225	
			Jhun <i>et al.</i> (2017)	Schools	Asthma-like symptoms	25	
	GUVL	Trials		Menzies <i>et al.</i> (1999)	Office buildings	Cough or difficulty breathing	399
				Menzies <i>et al.</i> (2003)	Office buildings	Respiratory symptoms	1542
	Air conditioning	Cohorts		Preziosi <i>et al.</i> (2004)	Office buildings	Otorhinolaryngologist attendance	920
Respiratory symptoms (continuous)	HEPA	Trials	Zuraimi <i>et al.</i> (2007)	Preschool/nursery	Coughs with cold/flu	3752	
			Villaveces <i>et al.</i> (1977)	Private residence	Change in asthma, rhinitis	13	
			Antonicelli <i>et al.</i> (1991)	Private residence	Symptom score	18	
			Warburton <i>et al.</i> (1994)	Private residence	Cough scores	24	
			Thiam <i>et al.</i> (1999)	Private residence	Symptom scores	18	
			Butz <i>et al.</i> (2011)	Private residence	Change in symptom free days	77	
				Private residence	Change in symptom free nights	77	

Umbrella outcome	Technology	Design	Primary results article	Setting	Specific outcome	#pts
outcomes)			Park et al. (2017)	Private residence	Allergic rhinitis	17
			Li et al. (2020)	Private residence	Allergy induced nasal symptoms	90
			Park et al. (2020)	Private residence	Symptom score	44
			Phipatanakul et al. (2021)	Schools	Frequency days with asthma	202
	HEPA + charcoal filter	Trial	Hansel et al. (2022)	Private residence	Breathlessness, coughing, sputum scale	94
	GUVL + filters	Trial	Bernstein et al. (2006)	Private residence	Average #days with cough	38
	Filtered & cooled air	Trial	Boyle et al. (2012)	Private residence	Symptom domain quality of life scale	282
	Electrostatic cleaner	Trial	Skulberg et al. (2005)	Offices	Dry/irritated throat symptom	72
	Ionisers	Trials	Nogrady and Furnass (1983)	Private residence	Symptom score	19
			Daniell et al. (1991)	Office building	Average symptom count	54
Warner et al. (1993)			Private residence	Night time cough severity	28	
		Johnsen et al. (1997)	Private residence	Symptom grade	30	

256

257 Notes: RTI = respiratory tract infection, #pts = count of participants monitored. **Cyan font** = all participants were asthmatic or living with chronic allergies.

258


259

260
261

Table 2. Risk of Bias for controlled trials, Cochane RoB 1.0

<i>Trials</i>	RSG	Alloc	SelRep	PerfBias	DetBias	Attrn	Adherence	summary
Villaveces 1977	Green	Green	High	Green	Unclear	Unclear	Unclear	3
Nogrady 1983	Green	Green	High	Green	Green	Unclear	Green	5
Antonicelli 1991	Green	High	High	High	High	Unclear	Unclear	1
Daniell 1991	High	Green	High	Green	Green	Green	Green	5
Hedge 1993	High	Unclear	High	High	Unclear	Unclear	Green	1
Warner 1993	Green	Green	High	Green	Green	Unclear	Unclear	4
Warburton 1994	Unclear	Unclear	High	Green	Unclear	Unclear	Unclear	1
Johnsen 1997	Green	Green	High	Green	Green	Unclear	Unclear	4
Menzies 1999	High	Green	High	Green	High	Unclear	Green	3
Thiam 1999	Unclear	High	High	High	High	Unclear	Unclear	0
Menzies 2003	High	Green	High	Green	Green	Unclear	Green	4
Skulberg 2005	Green	Green	High	Green	Green	Green	Unclear	5
Bernstein 2006	Green	Green	High	Green	Green	Green	Unclear	5
Li & Jiang 2011	High	High	High	High	High	Unclear	Green	1
Butz 2011	Green	Green	Green	High	Green	Green	High	5
Lanphear 2011	Green	Green	Green	Green	Green	Green	High	6
Boyle 2012	Green	Green	Green	Green	Green	Green	Unclear	6
Jhun 2017	Green	Green	High	Green	High	Green	Unclear	4
Park 2017	High	Unclear	High	High	High	Unclear	Unclear	0
Li & Chen 2020	Unclear	Unclear	Green	Green	Unclear	Unclear	Unclear	2
Park 2020	Green	Green	Green	Green	Green	Green	Green	7
Phipatanakul 2021	Green	Green	Green	Green	Green	Green	Green	7
Hansel 2022	Green	Green	Green	Green	Green	Green	High	6
Walker 2022	Green	Unclear	Green	Unclear	Unclear	Green	Green	4

Cochrane RoB key
 RSG Random sequence generation
 Alloc Allocation concealment
 SelRep Selective outcome reporting
 Perf Performance bias
 Det Detection bias
 Attrn Attrition bias
 Adh Mean adherence, ≥ or < 64%

Key, risk of bias

 High
 Low
 Unclear

262 Note: Green font for total score indicates lowest risk of bias for these studies, as described in text, ≤ 6 for trials.

263

264 Table 3. Risk of Bias for observational studies, Newcastle Ottawa Scale
 265

<i>Cohort Studies</i>	Selection				Comparability	Outcome		Total	Score
	Rep	Sel	Asc	Dem	Comp	Ass	Dur	Foll	
Oren 2001	Green	Green	Green	Green	Yellow	Green	Green	Green	7
Preziosi 2004	Green	Green	Green	Green	Green	Green	Green	Green	8
Zuraimi 2007	Green	Green	Green	Green	Green	Orange	Green	Green	7
Salam 2010	Green	Green	Green	Green	Yellow	Green	Green	Green	7
Lin 2011	Green	Green	Green	Green	Green	Green	Green	Green	7
White 2011	Green	Green	Green	Green	Green	Green	Green	Green	8
Vokurka 2013	Orange	Green	Green	Green	Orange	Green	Green	Green	6
Fernandez-Gerlinger 2016	Orange	Green	Green	Green	Orange	Green	Green	Green	6

NOS Key:

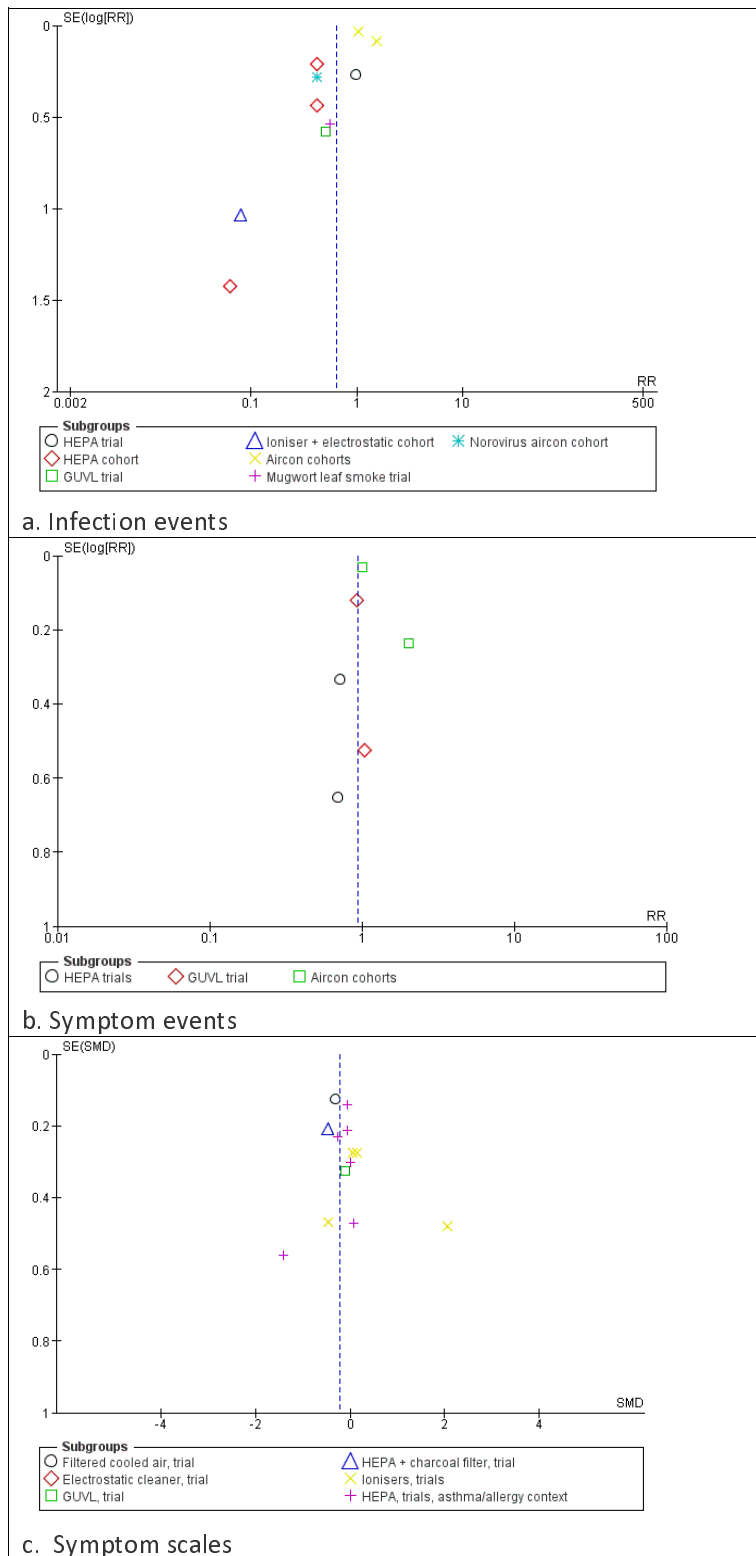
Green	ideal answers, (a) answers in NOS
Light Green	adequate, (b) answers in NOS
Yellow	not known, information missing
Orange	other answers, inadequate

NOS fields, bias with respect to

Rep	Representativeness (generalisability of) cohort
Sel	Controls from same community as exposed
Asc	How exposure was verified
Dem	Outcome not present or was balanced at baseline
Comp	Groups are balanced for age & sex
Ass	Assessment of outcome is objective
Dur	Duration of monitoring, long enough?
Foll	Adequacy of follow up, < 20% loss

266
 267 Note: Green font for total score indicates lowest risk of bias for these studies, as described in text, ≤ 7 for cohort studies.
 268
 269
 270

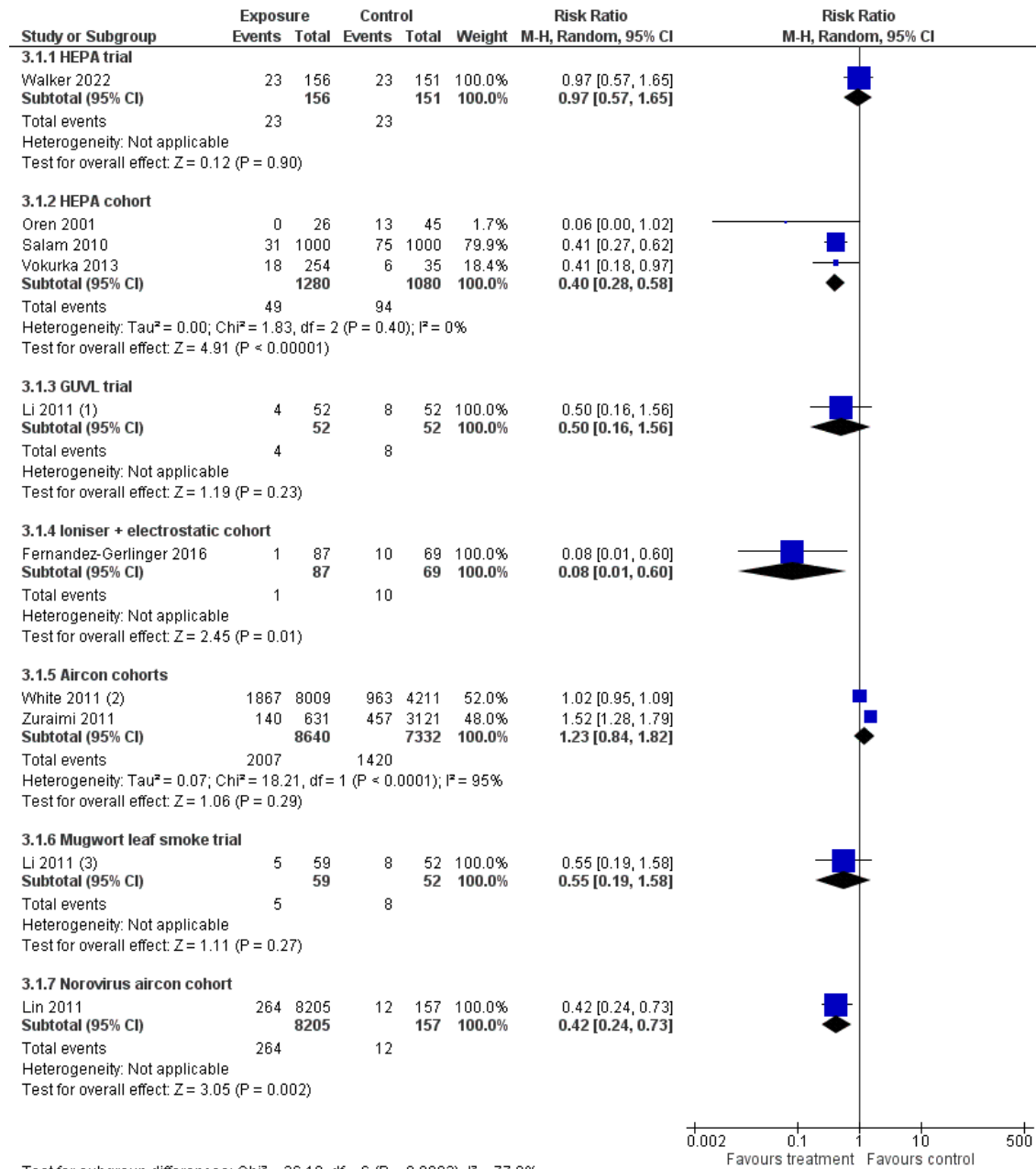
271 Figure 2. Funnel plots for studies shown with infection events (2a: Figure 3 data), symptom events
 272 (2b: Figure 4 data) or symptom scales (2c: Figure 5 data).



273

274 **Figure 3. Infection outcomes**

275



Footnotes

- (1) Upper respiratory tract infections
- (2) Afebrile respiratory infections
- (3) Upper respiratory tract infections

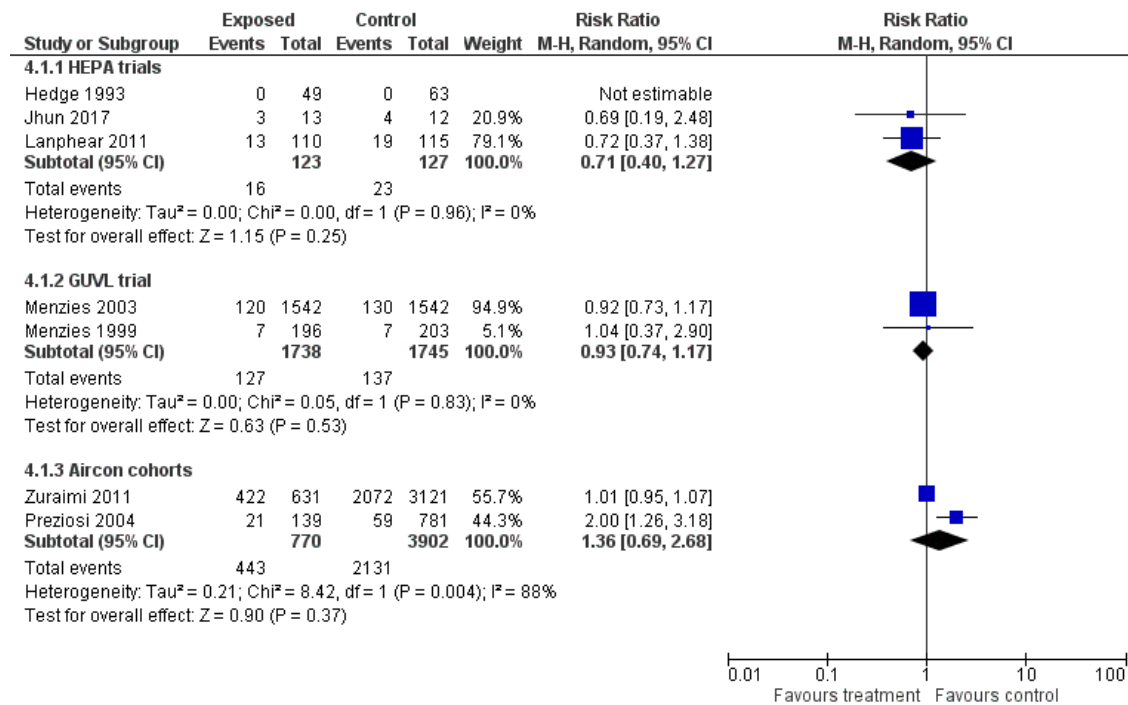
276

277

278

279 **Figure 4. Symptoms as dichotomous outcomes**

280



281

282

283

284 **Synthesis and outcomes**

285

286 Figure 3 shows pooled risk ratios for infections as outcomes, with subgroups by umbrella outcome,

287 study design (trial or cohort) and technology. There was a trend towards the treatment groups to

288 have fewer infections. This finding was more consistent for observational studies, especially HEPA

289 cohorts. Confidence in the HEPA cohort comparisons can be boosted because of their low

290 heterogeneity ($I^2 = 0\%$); in contrast to the high heterogeneity (95%) in the air conditioning cohort

291 comparison for respiratory infections. Ionisers with electrostatic technology also appeared to have a

292 strong protective effect, however this finding is from only one moderate size study which was not

293 undertaken for a highly generalisable group (care home residents, which groups were unbalanced

294 for sex/age at baseline). No trials had effects that were in favour of air treatment to reduce

295 infection at $p < 0.05$. We also note (Figure 2a) that there is strong evidence of publication bias in this

296 group. The only gastrointestinal study we found was for norovirus outbreaks. Comparison 3.1.7

297 found fewer norovirus outbreaks in care homes with air conditioning; however, this result may be

298 interpreted with caution given that only a small percentage of participants lived without air

299 conditioning.

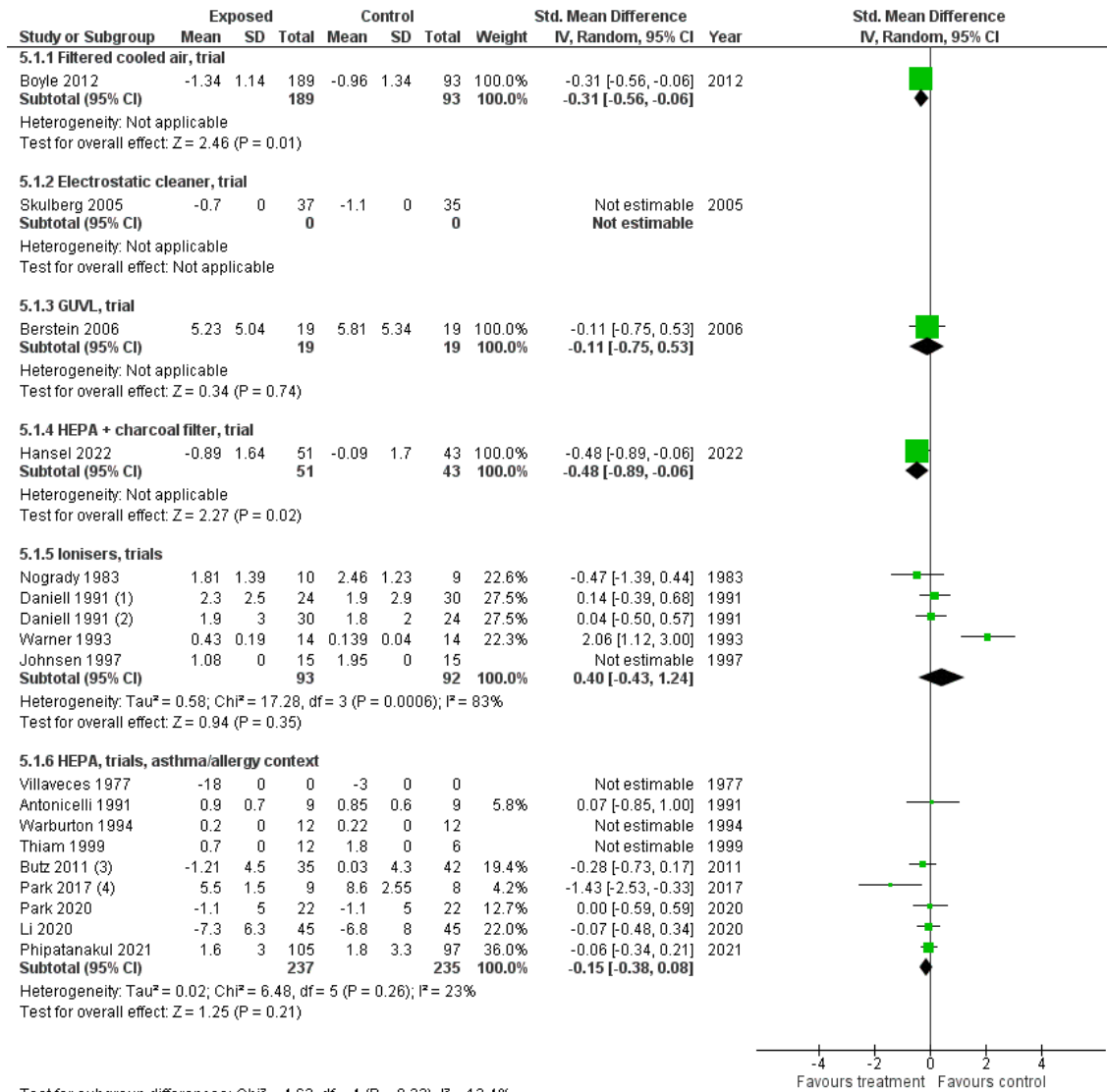
300

301 Figure 4 shows pooled data for dichotomous respiratory symptom outcomes. There was no overall
 302 trend towards favouring controls or treatment. Heterogeneity was especially high ($I^2 = 88\%$) for the
 303 air conditioning as treatment method, not dissimilar to the high heterogeneity for air conditioning
 304 treatment in Figure 3.

305
 306

307 **Figure 5** Respiratory severity scores

308



Footnotes

- (1) End of Period 1
- (2) End of Period 2
- (3) Change in symptom free days (reversed scale)
- (4) symptom severity, reversed scale

309
 310

311

312 Figure 5 shows respiratory symptomatic severity outcomes expressed as continuous data (scores or
313 scales; higher is worse), using standardised mean differences. Between group effects could not be
314 estimated for some studies because variance data were unavailable in Skulberg et al. 2005,
315 Villaveces et al. 1977, Warburton et al. 1994, Johnsen et al. 1997 and Thiam et al. 1999. Most
316 studies did not find statistically significant evidence to support treatment effect in reducing
317 symptom severity. Combined air treatment (such as cooled and filtered, or HEPA with additional
318 charcoal filtration) seemed to perform better than single technology approaches (e.g., just HEPA or
319 ionisers). Filtered (non HEPA) and cooled air had the best results in terms of reducing symptom
320 severity. The mean effect in Boyle et al. 2012 was -0.31 (95%CI -0.56 to -0.06). One study gave
321 especially strong support in favour of HEPA treatment for asthmatics (Park et al. 2017). Evidence
322 was especially heterogenous for ionisers ($I^2 = 83\%$), with the untreated groups tending to have fewer
323 symptoms (pooled SMD 0.40, 95%CI -0.43 to 1.24).

324

325 [Costs and maintenance](#)

326 Most studies (n=28) made no statement about costs of the technology. Menzies *et al.* (1999) said
327 that GUVL was a “relatively low cost intervention”. (Menzies *et al.* 2003) were more specific, saying
328 that to install GUVL in an office building with 1000 staff would cost circa (USD) \$52,000 to install and
329 about \$14,000 in annual running costs (electricity and replacement bulbs), resulting in an investment
330 cost of \$52 and annual running costs of \$14 per employee. With respect to HEPA filtration, Salam *et al.*
331 (2010; device used in private homes) said that two portable HEPA filtration units cost about \$900
332 each with annual running costs circa \$500, while (Butz *et al.* 2011; devices used in hospital rooms)
333 said that likely costs were \$200-\$400 per installed unit. Authors relied on citation of other
334 documents to address sustainability or maintenance issues related to device, operation, although
335 Jhun *et al.* (2017) said that the HEPA device filters only needed to be changed once a year, while
336 Park *et al.* (2017) said that HEPA filters had been changed during the intervention period after 12
337 weeks.

338

339

340 [Adverse effects](#)

341 Most studies (n=21) did not comment on whether adverse effects of the intervention or exposure
342 had been looked for or analysed. Of studies that did discuss possible adverse effects, noise from
343 devices was the most common participant complaint (n= 4). Nogrady and Furnass (1983) reported
344 lack of ozone being detected, related to ioniser use. Li *et al.* (2020) undertook especially systematic
345 data collection for device tolerability, with weekly Likert scale questions about whether the device
346 operation was tolerable. Eye irritation from mugwort smoke was mentioned in Li and Jiang (2011).

347

348 Discussion

349 Our review has novel findings not previously evaluated using rigorous systematic review methods. A
350 systematic review of literature published by late 2020 Hammond *et al.* (2021) concluded that no
351 existing studies had yet investigated incidence of respiratory infections using portable HEPA filter
352 devices. Our literature search is both updated and applies much wider inclusion search criteria than
353 those applied in Hammond *et al.* (2021) because we included both portable and installed in situ
354 technologies, as well as a much wider types of technologies (GUVL, ionisers, electrostatic cleaners,
355 etc.). Our review also considered a broader range of outcomes, respiratory symptoms (severity
356 scales or incidence) as well as incidence of respiratory infections.

357

358 Air treatment technologies that successfully inactivated SARS-CoV-2 in air samples and on surfaces
359 has been widely reported, including studies in community settings (Rodríguez *et al.* 2021, Myers *et al.*
360 *et al.* 2022, Zhang *et al.* 2022). We did not systematically collect or review environmental outcomes
361 evidence, but agree that much of this research suggests that some technologies can be very effective
362 at reducing microbe presence in environments while people are undertaking routine activities.
363 However, while those environmental sampling results are promising, our synthesis of data to date
364 about symptom and infection outcomes in human beings could not confirm that air
365 purifying/treatment technology is likely to reduce respiratory or gastrointestinal infections. This
366 finding could be, in part, due to a lack of rigorous evidence, a deficit that should be redressed by
367 2026. Where symptoms or infections seemed to most reduce was in association with combined
368 technology, such as ionisers with electrostatic cleaners, or HEPA standard filters with additional
369 charcoal-based filtration.

370

371 Controlled swine farms studies found reduced clinical signs of enzootic pneumonia, atrophic rhinitis
372 and other viral indicators among animals subject to air filtration (HEPA or MERV rating 14 / 16) and
373 resident in the facilities at all times (Lau *et al.* 1996, Dee *et al.* 2012). It is encouraging that air
374 treatment technologies in these types of environments reduced airborne infections. We note that a
375 key difference between a livestock farm and human activities is that most humans are not confined
376 to a single indoor space for weeks or months, with large groups of similarly confined co-residents.
377 Exceptions are prisoners and in general, many care home residents. One Portuguese study found
378 that elderly care home residents in 2014 spent an average 95% of their time indoors at their
379 residential facility (Almeida-Silva *et al.* 2014). In these unusual environments, technologies that try
380 to stop disease transmission by disinfecting air have the greatest chance of success.

381

382 Six of our included studies reported on data collected in 2014-2023. However, we found just four
383 reports about experiments at any date (rather than observational study designs) that collected data
384 about infections in humans after air treatment that was meant to deactivate or remove pathogens
385 from indoor air. Lack of rigorous experimental trials is problematic because of the greater biases in
386 cohort (observational) study designs, but even in randomised controlled trials (RCT) study designs,
387 biases introduced by poor randomisation, blinding and allocation concealment may exceed the
388 apparent preventive effects suggested by the cohort studies included in our review (Wood *et al.*
389 2008, Savović *et al.* 2012). Nevertheless, it is excellent that at least five cluster RCTs were registered
390 since 2020, in four different countries, to evaluate the most recent technologies that may be able to
391 adequately remove/deactivate contagions in shared indoor spaces. These trials will have evaluated
392 both HEPA (n=3) and GUVL (n=2). According to registrations, two school-based trials
393 (ISRCTN46750688; NCT05016271) were scheduled to finish data collection by late 2022; while three
394 experiments in care home settings (NCT05084898; ACTRN12621000567820; ISRCTN63437172) will
395 finish data collection in 2023 and 2024. Unfortunately, we did find evidence of publication bias in
396 the existing evidence base.

397

398 We did not expect to find so many studies undertaken in the context of allergenic response or
399 asthma. We felt we should include these studies unless the authors said they had excluded infection
400 as a cause of symptoms (which they did not). We also realised that we needed to include for full
401 text review all studies about respiratory or gastrointestinal outcomes in people where a relevant
402 technology was tested in an eligible setting. Even if our outcomes were not mentioned in the article
403 abstract, these data were sometimes collected and reported in the full report. Reviewing full text of
404 so many articles exceeded our initial resource allocation. We also decided that it was undesirable to
405 confine our review to only dichotomous outcomes as stated in the original protocol. These are
406 among the many reasons for deviating from our original protocol (Prospero CRD42020208109).

407

408 Operational costs are not a small concern when a technology is suggested to be rolled out at scale,
409 as happened during the Covid-19 pandemic. The costs of providing these air disinfection solutions
410 are likely to still be prohibitive in many settings (Wightwick 2021, Zimmer 2021). In future, costs are
411 likely to reduce, and may coincide with the time point when the technology is proven to give
412 effective protection against disease transmission. Resource limits are an uncomfortable reality with
413 regard to any medical or public health intervention: data on implementation costs should be
414 included in published evaluations.

415

416 There is a distinct lack of studies addressing aerosol or other possible airborne transmission of
417 gastrointestinal infections. Although aerosol transmission is a lesser pathway for gastrointestinal
418 infections, it does happen, notably following project vomiting, for instance, which is often associated
419 with norovirus infection (Makison Booth 2014). Norovirus outbreaks have been associated with air
420 travel in spite of HEPA filtration being routinely fit on nearly all commercial aircraft manufactured in
421 recent decades (Thornley *et al.* 2011). Experiments evaluating effective protection from air
422 treatment systems should consider many common very transmissible pathogens, and in so-doing
423 may establish greater benefits.

424

425 Potential adverse effects in earlier experiments were often simply not addressed, not commented
426 on at all. The most common adverse effect reported, which sometimes led to trial withdrawal, was
427 noise. This potential nuisance is likely to be reduced with technological developments.

428

429 **Strengths and Limitations**

430 We undertook a very large search in diverse bibliographic sources (engineering, environmental,
431 medical and health sciences), including three trial registries. We looked beyond abstracts to find
432 evidence of outcomes in humans regardless of whether or not the abstract indicated those
433 outcomes had been monitored. We undertook thorough forward and backward citation searches;
434 about a third of our included studies came from citation searches. We searched nine good similar
435 systematic reviews for additional studies to include.

436

437 We made inclusion decisions that could have slightly adjusted findings. We excluded studies
438 published before 1970; we are aware of 1940s-1950s studies with both encouraging and equivocal
439 results using GUVL (Reed 2010). We were unable to incorporate results from at least five very
440 modern trials (initiated \geq 2020) that have yet to report. Contacting original authors for additional
441 information exceeded our resource capacity, although we note that most studies were published
442 before 2010 so it is unlikely that much additional information could have been collected. We
443 excluded articles that did not report primary raw (unadjusted) outcomes. We excluded
444 multifactorial experiments, such as Eggleston *et al.* (2005), which had HEPA filters as well as
445 environmental actions in the only intervention arm. We found many studies that collected symptom
446 outcome data related to air treatment but did not report raw results we could input to group
447 synthesis. For instance, Shao *et al.* (2017) collected data about shortness of breath in participants,
448 but did not report this information. In models adjusted for participant age and gender, Noonan *et al.*
449 *al.* (2017; RCT in homes) found no improvement in (asthmatic) symptom severity related to HEPA
450 filtration. In models adjusted for 13 other covariates, Abd Razak *et al.* (2020; cohort study in child

451 care centres) found greater symptom severity related to air conditioning rather than natural
452 ventilation. Gent *et al.* (2022; RCT in homes) found reduced symptomatic illness related to HEPA
453 filtration in homes of asthmatics, after adjusting for measured NO₂ concentrations in same
454 environment. These findings suggest that adjustment by many types of confounders may be
455 warranted to find true effect size, a study design that requires access to individual participant data.
456 We did not attempt individual participant meta-analysis, but otherwise note that the lack of
457 apparent consensus from these other studies is similar to our own findings.

458

459 We have not attempted to adjust for aspects of any study such as participant vulnerability,
460 participant ages, device air flow rates, person-hours of exposure, adherence to trial protocol or
461 vulnerabilities of target pathogens, any one of which may well affect real world effectiveness. We
462 endeavoured to undertake our synthesis with minimal bias but acknowledge that it is not ideal that
463 our own study did not adhere to a pre-registered protocol.

464

465 Conclusions

466 Evidence that treating indoor air in public spaces will reliably prevent transmission of respiratory or
467 gastrointestinal diseases remains elusive. Pooled data suggested no net benefits for symptom
468 severity or symptom presence, in absence of confirmed infection. There is weak evidence that air
469 treatment technologies tended to reduce confirmed infections, but these data evince strong
470 publication bias. Although environmental and surface samples are reduced after air treatment by
471 several air treatment strategies, especially germicidal lights and high efficiency particulate air
472 filtration, robust evidence has yet to emerge to confirm that these technologies are effective in real
473 world settings. Data from several relevant randomised trials have yet to report and will be welcome
474 to the evidence base. Where such technology is trialled, costings and adverse events should be
475 reported to contextualise any potential trade offs in public health protection decisions. We
476 recommend that authors publish both raw unadjusted outcome measures as well as results from
477 appropriately adjusted models to facilitate multi-study synthesis.

478

479 References

480

481 Abd Razak, A., A. M. Z. Abidin, H. Saidin, R. Shaharudin, M. F. Mohamad and M. R. M. Nawati (2020).
482 "Assessments on the Effect of Ventilation System Associated with Children Respiratory Symptoms in
483 Child Care Centers." Journal of Advanced Research in Fluid Mechanics and Thermal Sciences **67**(2):
484 135-143.

485

486 Akpan, N. and J. Jeffrey-Wilensky. (2021, Nov 18). "NYC Schools Bought Weaker Air Purifiers. Now
487 Underventilated Campuses Are More Prone To COVID Cases." from

- 488 [https://www.wnyc.org/story/nyc-schools-bought-weaker-air-purifiers-now-underventilated-](https://www.wnyc.org/story/nyc-schools-bought-weaker-air-purifiers-now-underventilated-campuses-are-more-prone-covid-cases/)
489 [campuses-are-more-prone-covid-cases/](https://www.wnyc.org/story/nyc-schools-bought-weaker-air-purifiers-now-underventilated-campuses-are-more-prone-covid-cases/).
- 490
491 Almeida-Silva, M., H. T. Wolterbeek and S. Almeida (2014). "Elderly exposure to indoor air
492 pollutants." Atmospheric Environment **85**: 54-63.
- 493
494 Antonicelli, L., M. Bilo, S. Pucci, C. Schou and F. Bonifazi (1991). "Efficacy of an air-cleaning device
495 equipped with a high efficiency particulate air filter in house dust mite respiratory allergy." Allergy
496 **46**(8): 594-600.
- 497
498 Bernstein, J. A., R. C. Bobbitt, L. Levin, R. Floyd, M. S. Crandall, R. A. Shalwitz, A. Seth and M. Glazman
499 (2006). "Health effects of ultraviolet irradiation in asthmatic children's homes." Journal of Asthma
500 **43**(4): 255-262.
- 501
502 Boyle, R. J., C. Pedroletti, M. Wickman, L. Bjermer, E. Valovirta, R. Dahl, A. Von Berg, O. Zetterström,
503 J. O. Warner and A. S. Group (2012). "Nocturnal temperature controlled laminar airflow for treating
504 atopic asthma: a randomised controlled trial." Thorax **67**(3): 215-221.
- 505
506 Brandon, M. (2020, Oct 21). "No Air Filters at Schools in Germany: But Why?", from
507 <https://scholarlyoa.com/no-air-filters-schools-in-germany/>.
- 508
509 Butz, A. M., E. C. Matsui, P. Breyse, J. Curtin-Brosnan, P. Eggleston, G. Diette, D. A. Williams, J. Yuan,
510 J. T. Bernert and C. Rand (2011). "A randomized trial of air cleaners and a health coach to improve
511 indoor air quality for inner-city children with asthma and secondhand smoke exposure." Archives of
512 Pediatrics & Adolescent Medicine **165**(8): 741-748.
- 513
514 Camfil. (2021, Feb 27). "Education department Valencia protecting schools." from
515 [https://www.camfil.com/en-sg/insights/case-studies/education-department-valencia-protecting-](https://www.camfil.com/en-sg/insights/case-studies/education-department-valencia-protecting-schools)
516 [schools](https://www.camfil.com/en-sg/insights/case-studies/education-department-valencia-protecting-schools).
- 517
518 Daniell, W., J. Camp and S. Horstman (1991). "Trial of a negative ion generator device in remediating
519 problems related to indoor air quality." Journal of Occupational and Environmental Medicine **33**(6):
520 681-687.
- 521
522 Dee, S., J. P. Cano, G. Spronk, D. Reicks, P. Ruen, A. Pitkin and D. Polson (2012). "Evaluation of the
523 long-term effect of air filtration on the occurrence of new PRRSV infections in large breeding herds
524 in swine-dense regions." Viruses **4**(5): 654-662.
- 525
526 Eggleston, P. A., A. Butz, C. Rand, J. Curtin-Brosnan, S. Kanchanaraks, L. Swartz, P. Breyse, T.
527 Buckley, G. Diette and B. Merriman (2005). "Home environmental intervention in inner-city asthma:
528 a randomized controlled clinical trial." Annals of Allergy, Asthma & Immunology **95**(6): 518-524.
- 529
530 Fernandez-Gerlinger, M.-P., A.-S. Jannot, S. Rigaudeau, J. Lambert, O. Eloy, F. Mignon, H. Farhat, S.
531 Castaigne, J. Merrer and P. Rousselot (2016). "The plasmair decontamination system is protective

- 532 against invasive Aspergillosis in neutropenic patients." Infection Control & Hospital Epidemiology
533 **37**(7): 845-851.
- 534
535 Gent, J. F., T. R. Holford, M. B. Bracken, J. M. Plano, L. A. McKay, K. M. Sorrentino, P. Koutrakis and B.
536 P. Leaderer (2022). "Childhood asthma and household exposures to nitrogen dioxide and fine
537 particles: a triple-crossover randomized intervention trial." Journal of Asthma: 1-10.
- 538
539 Hammond, A., T. Khalid, H. V. Thornton, C. A. Woodall and A. D. Hay (2021). "Should homes and
540 workplaces purchase portable air filters to reduce the transmission of SARS-CoV-2 and other
541 respiratory infections? A systematic review." PLoS One **16**(4): e0251049.
- 542
543 Hansel, N. N., N. Putcha, H. Woo, R. Peng, G. B. Diette, A. Fawzy, R. A. Wise, K. Romero, M. F. Davis
544 and A. M. Rule (2022). "Randomized clinical trial of air cleaners to improve indoor air quality and
545 chronic obstructive pulmonary disease health: results of the CLEAN AIR study." American Journal of
546 Respiratory and Critical Care Medicine **205**(4): 421-430.
- 547
548 Hedge, A., G. E. Mitchell, J. F. McCarthy and J. Ludwig (1993). "Effects of a Furniture-integrated
549 Breathing-zone Filtration System on Indoor Air Quality, Sick Building Syndrome, and Productivity."
550 Indoor Air **3**(4): 328-336.
- 551
552 Higgins, J. P. and D. G. Altman (2008). "Assessing risk of bias in included studies." Cochrane
553 handbook for systematic reviews of interventions: Cochrane book series: 187-241.
- 554
555 Jhun, I., J. M. Gaffin, B. A. Coull, M. F. Huffaker, C. R. Petty, W. J. Sheehan, S. N. Baxi, P. S. Lai, C.-M.
556 Kang and J. M. Wolfson (2017). "School environmental intervention to reduce particulate pollutant
557 exposures for children with asthma." The Journal of Allergy and Clinical Immunology: In Practice
558 **5**(1): 154-159. e153.
- 559
560 Johnsen, C., H. Mosbech and J. Heinig (1997). "Can ionisers in bedrooms help asthmatics?" Indoor
561 and Built Environment **6**(3): 174-178.
- 562
563 Lanphear, B. P., R. W. Hornung, J. Khoury, K. Yolton, M. Lierl and A. Kalkbrenner (2011). "Effects of
564 HEPA air cleaners on unscheduled asthma visits and asthma symptoms for children exposed to
565 secondhand tobacco smoke." Pediatrics **127**(1): 93-101.
- 566
567 Lau, A., A. Vizcarra, K. Lo and J. Luymes (1996). "Recirculation of filtered air in pig barns." Canadian
568 Agricultural Engineering **38**: 297-304.
- 569
570 Li, L., L. Zhang, J. H. Mo, Y. Y. Li, J. Y. Xia, X. B. Bai, P. F. Xie, J. Y. Liang, Z. F. Yang and Q. Y. Chen
571 (2020). "Efficacy of indoor air purification in the treatment of Artemisia pollen-allergic rhinitis: a
572 randomised, double-blind, clinical controlled trial." Clinical Otolaryngology **45**(3): 394-401.
- 573
574 Li, R. and X. Jiang (2011). "Clinical observation on the prevention of influenza by air disinfection with
575 moxa stick fumigation." Chinese Journal of Nosocomiology **21**(8): 1606-1607.

576

577 Lin, H., S. Ng, S. Chan, W. M. Chan, K. C. Lee, S. C. Ho and L. Tian (2011). "Institutional risk factors for
578 norovirus outbreaks in Hong Kong elderly homes: a retrospective cohort study." BMC Public Health
579 **11**(1): 1-7.

580

581 Makison Booth, C. (2014). "Vomiting Larry: a simulated vomiting system for assessing environmental
582 contamination from projectile vomiting related to norovirus infection." Journal of Infection
583 Prevention **15**(5): 176-180.

584

585 Malički, M. and A. Marušić (2014). "Is there a solution to publication bias? Researchers call for
586 changes in dissemination of clinical research results." Journal of Clinical Epidemiology **67**(10): 1103-
587 1110.

588

589 Menzies, D., J. Pasztor, T. Rand and J. Bourbeau (1999). "Germicidal ultraviolet irradiation in air
590 conditioning systems: effect on office worker health and wellbeing: a pilot study." Occupational and
591 Environmental Medicine **56**(6): 397-402.

592

593 Menzies, D., J. Popa, J. A. Hanley, T. Rand and D. K. Milton (2003). "Effect of ultraviolet germicidal
594 lights installed in office ventilation systems on workers' health and wellbeing: double-blind multiple
595 crossover trial." The Lancet **362**(9398): 1785-1791.

596

597 Myers, N. T., R. J. Laumbach, K. G. Black, P. Ohman-Strickland, S. Alimokhtari, A. Legard, A. De
598 Resende, L. Calderón, F. T. Lu and G. Mainelis (2022). "Portable air cleaners and residential exposure
599 to SARS-CoV-2 aerosols: A real-world study." Indoor Air **32**(4): e13029.

600

601 Narita, K., K. Asano, K. Naito, H. Ohashi, M. Sasaki, Y. Morimoto, T. Igarashi and A. Nakane (2020).
602 "Ultraviolet C light with wavelength of 222 nm inactivates a wide spectrum of microbial pathogens."
603 Journal of Hospital Infection **105**(3): 459-467.

604

605 Nogrady, S. and S. Furnass (1983). "Ionisers in the management of bronchial asthma." Thorax **38**(12):
606 919-922.

607

608 Noonan, C. W., E. O. Semmens, P. Smith, S. W. Harrar, L. Montrose, E. Weiler, M. McNamara and T. J.
609 Ward (2017). "Randomized trial of interventions to improve childhood asthma in homes with wood-
610 burning stoves." Environmental Health Perspectives **125**(9): 097010.

611

612 Oren, I., N. Haddad, R. Finkelstein and J. M. Rowe (2001). "Invasive pulmonary aspergillosis in
613 neutropenic patients during hospital construction: before and after chemoprophylaxis and
614 institution of HEPA filters." American Journal of Hematology **66**(4): 257-262.

615

616 Park, H.-K., K.-C. Cheng, A. O. Tetteh, L. M. Hildemann and K. C. Nadeau (2017). "Effectiveness of air
617 purifier on health outcomes and indoor particles in homes of children with allergic diseases in
618 Fresno, California: a pilot study." Journal of Asthma **54**(4): 341-346.

619

- 620 Park, K. H., S. C. Lee, S. Moon, E. Choe, H. Shin, S. R. Kim, J.-H. Lee, H. H. Park, D. Huh and J.-W. Park
621 (2020). "Effects of air purifiers on patients with allergic rhinitis: a multicenter, randomized, double-
622 blind, and placebo-controlled study." Yonsei Medical Journal **61**(8): 689.
- 623
624 Phipatanakul, W., P. Koutrakis, B. A. Coull, C. R. Petty, J. M. Gaffin, W. J. Sheehan, P. S. Lai, L. M.
625 Bartnikas, C.-M. Kang and J. M. Wolfson (2021). "Effect of school integrated pest management or
626 classroom air filter purifiers on asthma symptoms in students with active asthma: a randomized
627 clinical trial." Journal of American Medical Association **326**(9): 839-850.
- 628
629 Preziosi, P., S. Czernichow, P. Gehanno and S. Hercberg (2004). "Workplace air-conditioning and
630 health services attendance among French middle-aged women: a prospective cohort study."
631 International Journal of Epidemiology **33**(5): 1120-1123.
- 632
633 Reed, N. G. (2010). "The history of ultraviolet germicidal irradiation for air disinfection." Public
634 Health Reports **125**(1): 15-27.
- 635
636 RevMan (2014). Copenhagen: the Nordic Cochrane Centre, the Cochrane collaboration.
- 637
638 Rodríguez, M., M. L. Palop, S. Seseña and A. Rodríguez (2021). "Are the Portable Air Cleaners (PAC)
639 really effective to terminate airborne SARS-CoV-2?" Science of The Total Environment **785**: 147300.
- 640
641 Salam, Z.-H. A., R. B. Karlin, M. L. Ling and K. S. Yang (2010). "The impact of portable high-efficiency
642 particulate air filters on the incidence of invasive aspergillosis in a large acute tertiary-care hospital."
643 American Journal of Infection Control **38**(4): e1-e7.
- 644
645 Savović, J., H. E. Jones, D. G. Altman, R. J. Harris, P. Jüni, J. Pildal, B. Als-Nielsen, E. M. Balk, C. Gluud
646 and L. L. Gluud (2012). "Influence of reported study design characteristics on intervention effect
647 estimates from randomized, controlled trials." Annals of Internal Medicine **157**(6): 429-438.
- 648
649 Shao, D., Y. Du, S. Liu, B. Brunekreef, K. Meliefste, Q. Zhao, J. Chen, X. Song, M. Wang and J. Wang
650 (2017). "Cardiorespiratory responses of air filtration: a randomized crossover intervention trial in
651 seniors living in Beijing: Beijing Indoor Air Purifier Study, BIAPSY." Science of the Total Environment
652 **603**: 541-549.
- 653
654 Skulberg, K., K. Skyberg, K. Kruse, W. Eduard, F. Levy, J. Kongerud and P. Djupesland (2005). "The
655 effects of intervention with local electrostatic air cleaners on airborne dust and the health of office
656 employees." Indoor Air **15**(3): 152-159.
- 657
658 Thiam, D. G. Y., F. T. Chew, S. H. Lim, L. Zhang and L. Bee-Wah (1999). "An evaluation of mattress
659 encasings and high efficiency particulate filters on asthma control in the tropics." Asian Pacific
660 Journal of Allergy and Immunology **17**(3): 169.
- 661
662 Thiese, M. S. (2014). "Observational and interventional study design types; an overview." Biochemia
663 Medica **24**(2): 199-210.

664
665 Thornley, C. N., N. A. Emslie, T. W. Sprott, G. E. Greening and J. P. Rapana (2011). "Recurring
666 norovirus transmission on an airplane." Clinical infectious diseases **53**(6): 515-520.

667
668 Ulmair. (2021, Jul 11). "Free state of Bavaria subsidises room air cleaners in the classroom." from
669 [https://www.ulmair.de/en/blog/2021/07/11/freistaat-bayern-bezuschusst-raumluftreiniger-im-
670 klassenzimmer/](https://www.ulmair.de/en/blog/2021/07/11/freistaat-bayern-bezuschusst-raumluftreiniger-im-
670 klassenzimmer/).

671
672 US Department of Energy. (2005, December). "Specification for HEPA Filters Used by DOE
673 Contractors ", from <https://www.standards.doe.gov/standards-documents/3000/3020-astd-2015>.

674
675 Villaveces, J., H. Rosengren and J. Evans (1977). "Use of laminar air flow portable filter in asthmatic
676 children." Annals of Allergy **38**(6): 400-404.

677
678 Vokurka, S., E. Bystrická, T. Svoboda, I. K. Škoda Gorican, M. Sever, E. Mazur, A. Kopinska, V.
679 Pavlicová, O. Mocanu and A. Tanase (2014). "The availability of HEPA-filtered rooms and the
680 incidence of pneumonia in patients after haematopoietic stem cell transplantation (HSCT): results
681 from a prospective, multicentre, eastern E uropean study." Journal of Clinical Nursing **23**(11-12):
682 1648-1652.

683
684 Walker, E. S., E. O. Semmens, A. Belcourt, B. B. Boyer, E. Erdei, J. Graham, S. E. Hopkins, J. L. Lewis, P.
685 G. Smith and D. Ware (2022). "Efficacy of air filtration and education interventions on indoor fine
686 particulate matter and child lower respiratory tract infections among rural US homes heated with
687 wood stoves: results from the KidsAIR randomized trial." Environmental Health Perspectives **130**(4):
688 047002.

689
690 Warburton, C., R. M. Niven, C. Pickering, A. Fletcher, J. Hepworth and H. Francis (1994). "Domiciliary
691 air filtration units, symptoms and lung function in atopic asthmatics." Respiratory Medicine **88**(10):
692 771-776.

693
694 Warner, J., J. Marchant and J. Warner (1993). "Double blind trial of ionisers in children with asthma
695 sensitive to the house dust mite." Thorax **48**(4): 330-333.

696
697 Wells, G. A., B. Shea, D. O'Connell, J. Peterson, V. Welch, M. Losos and P. Tugwell. (2000). "The
698 Newcastle-Ottawa Scale (NOS) for assessing the quality of nonrandomised studies in meta-analyses."
699 from https://www.ohri.ca/programs/clinical_epidemiology/oxford.asp.

700
701 White, D. W., C. E. Feigley, R. E. McKeown, J. J. Hout and J. R. Hebert (2011). "Association between
702 barracks type and acute respiratory infection in a gender integrated Army basic combat training
703 population." Military Medicine **176**(8): 909-914.

704
705 Wightwick, A. (2021, Sep 2). "Wales' £3.3m plan to give schools ozone cleaners called 'absurd' as
706 ministers backtrack." from [https://www.walesonline.co.uk/news/education/wales-33m-plan-give-
707 schools-21457305](https://www.walesonline.co.uk/news/education/wales-33m-plan-give-
707 schools-21457305).

708

709 Wood, L., M. Egger, L. L. Gluud, K. F. Schulz, P. Jüni, D. G. Altman, C. Gluud, R. M. Martin, A. J. Wood
710 and J. A. Sterne (2008). "Empirical evidence of bias in treatment effect estimates in controlled trials
711 with different interventions and outcomes: meta-epidemiological study." British Medical Journal
712 **336**(7644): 601-605.

713
714 Zhang, C., H. Cui, C. Zhang, Z. Chen, X. Jiang, J. Liu, Z. Wan, J. Li, J. Liu and Y. Gao (2022). "Aerosol
715 Transmission of the Pandemic SARS-CoV-2 and Influenza A Virus Was Blocked by Negative Ions."
716 Frontiers in Cellular and Infection Microbiology: 506.

717
718 Zimmer, A. (2021, Aug 19). "NYC schools will put 2 air purifiers in each classroom. Did they pick the
719 best device?", from [https://ny.chalkbeat.org/2021/8/18/22630636/air-purifiers-hepa-nyc-schools-](https://ny.chalkbeat.org/2021/8/18/22630636/air-purifiers-hepa-nyc-schools-covid)
720 [covid](https://ny.chalkbeat.org/2021/8/18/22630636/air-purifiers-hepa-nyc-schools-covid).

721
722 Zuraimi, M., K. Tham, F. Chew and P. Ooi (2007). "The effect of ventilation strategies of child care
723 centers on indoor air quality and respiratory health of children in Singapore." Indoor Air **17**(4): 317-
724 327.

725

Air treatment to stop respiratory or gastrointestinal viruses: Supplemental Material

SEARCH STRATEGY

Google Scholar (first 20 hits only for each combination, including links to patents)

respiratory /or/ gastrointestinal /or/ norovirus

and each separately from this list

air disinfection /or/ air cleansing /or/ air filtering /or/ air filtration

and each separately from this list...

germicidal; air purification; laminar; HEPA; far UVC, hydrogen peroxide

Scopus (all hits back to 1970)

(TITLE-ABS-key

((*respiratory* OR *coronavirus* OR *influenza* OR *legionella* OR *tuberculosis* OR *common-cold* OR *rhinovirus* OR *norovirus* OR *vomit** OR *diarr** OR *gastrointes** OR *sick** OR *ill**))

AND

TITLE-ABS-KEY (*purification* OR *disinfection* OR *filtration* OR *germicidal* OR *laminar-flow* OR *hepa* OR *far-uvc* OR *hydrogen-peroxide*) AND TITLE-ABS-

KEY (*trial* OR *rct* OR *experimen** OR *effect** OR *case-control* OR *cohort* OR *longitudinal*))

AND

(LIMIT-TO (DOCTYPE , "ar")) AND (LIMIT-TO (SUBJAREA , "MEDI") OR LIMIT-

TO (SUBJAREA , "ENGI") OR LIMIT-TO (SUBJAREA , "ENVI"))

AND

(LIMIT-TO (LANGUAGE , "English"))

medrxiv, bioRxiv, preprints.org (used exact phrase on preprints.org, first 75 only on bioRxiv sorted by best match)

(*in each respository*) air-filtration or air-disinfection or germicidal or irradiation or laminar-flow or ultraviolet or far-UVC or HEPA or peroxide

Trial registries (ANZCTR, NCT, ISRCTN) were all searched on 10 June 2022 and for updates on same trials on 5 Dec 2022, with these terms:

(ultraviolet or filter or hepa) and (respiratory or covid)

Air treatment to stop respiratory or gastrointestinal viruses: Supplemental Material

OVID MEDLINE

Database: Ovid MEDLINE(R) and Epub Ahead of Print, In-Process & Other Non-Indexed Citations, Daily and Versions(R) <1946 to 6 Sept 2020>

Search Strategy:

- 1 exp Air Filters/ (350)
- 2 exp Filtration/ (36555)
- 3 2 and 1970:2012.(sa_year). (27640)
- 4 ((purify or purifi* or disinfect* or filtrat* or sanitiz* or sanitis* or ioniz* or ionis* or filter* or germicid* or laminar-flow* or HEPA or irradiat* or far-UVC) adj5 air*).ti,ab. (7691)
- 5 1 or 3 or 4 (34802)
- 6 (respiratory or coronavirus* or influenza* or flu or legionella* or tuberculosis or TB or (common adj3 cold*) or rhinovirus*).ti,ab. (770505)
- 7 exp Respiratory Tract Infections/ (378001)
- 8 6 or 7 (979407)
- 9 control groups/ or double-blind method/ or random allocation/ or single-blind method/ or exp case-control studies/ or exp cohort studies/ (2474810)
- 10 randomized controlled trial.pt. (512469)
- 11 controlled clinical trial.pt. (93828)
- 12 randomized.ab. (491495)
- 13 placebo.ab. (210767)
- 14 drug therapy.fs. (2231824)
- 15 randomly.ab. (340352)
- 16 trial.ab. (518815)
- 17 groups.ab. (2089568)
- 18 randomised.ab. (98135)
- 19 15 or 12 or 16 or 18 or 11 or 17 or 10 or 13 or 14 (4802048)
- 20 (animals not (human and animals)).sh. (6660396)
- 21 9 or 19 (6340283)
- 22 21 not 20 (5344046)
- 23 5 and 8 and 22 (245)
- 24 23 and 1970:2020.(sa_year). (245)
- 25 (norovirus* or vomit* or diarr* or gastro* or ill* or sick*).ti,ab. (1339654)
- 26 exp Norovirus/ (4764)
- 27 25 or 26 (1339940)
- 28 8 or 27 (2236554)
- 29 5 and 22 and 28 (365)

Air treatment to stop respiratory or gastrointestinal viruses: Supplemental Material

Supplemental Methods

Study selection

We looked at every full text study that tested an eligible technology in an eligible setting where the abstract said that authors had monitored respiratory or gastrointestinal outcomes, even if the outcomes described in the abstract were not our eligible outcomes. For instance, if a study mentioned results in the abstract only about forced expiratory volume or only about surface swab samples, we checked the full text to see if they authors had also published data within about respiratory symptoms in people (even if not mentioned in the abstract). Data were extracted by a single author and confirmed by others in the research team. Backward and forward citation searches in all included studies was undertaken. We also checked for eligible studies in nine systematic reviews with similar research questions (Lee *et al.* 2005, Eckmanns *et al.* 2006, Blackhall *et al.* 2012, Luongo *et al.* 2016, Cheek *et al.* 2021, Park *et al.* 2021, Bowles *et al.* 2022, Thornton *et al.* 2022). Quality assessment was undertaken by a single author. We did not contact primary study authors for additional information.

Risk of bias (quality) assessment

Criteria used to assign risk of bias category for each domain are noted in result tables. One point was awarded for each domain with an assessment of low risk of bias. This meant that the scoring for our version of NOS was maximum 8; maximum quality score for trials in our quality assessment was 7 (higher score meant lower risk of bias).

Outcomes

Study participants with a chronic illness that might present with same symptoms as our outcomes, such as Crohn's disease or asthma, were included unless infection had been excluded as possible cause. If a study reported compound derived outcome scores, such as a combined score for asthma management, we only considered this compound score to be an eligible outcome if eligible symptoms were dominant in the score derivation. For instance, an asthma management score that had 4 domains of which "night time coughing" was only one domain and the other three domains were laboratory rather than symptomatic measures such as forced expiratory volume, peak expiratory flow and inhaler use frequency : this composite outcome would not be an eligible outcome in our review.

Where one study had multiple eligible symptom outcomes (such as cough and fever and nasal congestion), we preferred them for pooled analysis in this order (most to least preferred): cough, breathing difficulties, nasal congestion, rhinitis/sneezing, throat symptoms, fever, other respiratory symptoms or combined respiratory symptom scores. Preferred gastrointestinal symptoms for synthesis in descending order were: vomiting, nausea, diarrhea, abdominal cramps.

When a study had multiple measurements of an outcome at different moments during the monitoring period, we used cumulative results at the last recorded follow-up within 28 days of latest exposure. Where more than one type of outcome was available (e.g., symptomatic scores and cases or lab-confirmed cases) we extracted both and collated them separately.

We also extracted data about adverse outcomes and comments about costs or maintenance considerations associated with the air treatment technology.

Synthesis

Dichotomous (yes/no) data were about infection and/or incidence of eligible symptoms. Effectiveness for dichotomous outcomes was expressed as risk ratios on a log scale with 95% confidence intervals. Examples of

Air treatment to stop respiratory or gastrointestinal viruses: Supplemental Material
continuous data were severity scores, frequency or change over baseline. For continuous data, we assessed effectiveness using standardised mean differences with 95% confidence intervals.

Where a study provided multiple eligible outcomes (eg. White *et al.* 2011 reported counts of cases that were either febrile or afebrile respiratory tract infections) we used only one outcome in synthesis, to avoid double counting. We chose in synthesis the outcome with larger absolute values : e.g., there were higher case counts (both arms) for afebrile illness in White *et al.* (2011).

Appendix References

Abd Razak, A., A. M. Z. Abidin, H. Saidin, R. Shaharudin, M. F. Mohamad and M. R. M. Nawati (2020). "Assessments on the Effect of Ventilation System Associated with Children Respiratory Symptoms in Child Care Centers." Journal of Advanced Research in Fluid Mechanics and Thermal Sciences **67**(2): 135-143.

Akpan, N. and J. Jeffrey-Wilensky. (2021, Nov 18). "NYC Schools Bought Weaker Air Purifiers. Now Underventilated Campuses Are More Prone To COVID Cases." from <https://www.wnyc.org/story/nyc-schools-bought-weaker-air-purifiers-now-underventilated-campuses-are-more-prone-covid-cases/>.

Almeida-Silva, M., H. T. Wolterbeek and S. Almeida (2014). "Elderly exposure to indoor air pollutants." Atmospheric Environment **85**: 54-63.

Antonicelli, L., M. Bilo, S. Pucci, C. Schou and F. Bonifazi (1991). "Efficacy of an air-cleaning device equipped with a high efficiency particulate air filter in house dust mite respiratory allergy." Allergy **46**(8): 594-600.

Bernstein, J. A., R. C. Bobbitt, L. Levin, R. Floyd, M. S. Crandall, R. A. Shalwitz, A. Seth and M. Glazman (2006). "Health effects of ultraviolet irradiation in asthmatic children's homes." Journal of Asthma **43**(4): 255-262.

Blackhall, K., S. Appleton and C. J. Cates (2012). "Ionisers for chronic asthma." Cochrane Database of Systematic Reviews(9).

Bowles, C. M., T. Winfield, L. Elston, E. Hasler, A. Needham, A. Cooper, R. Lewis and A. Edwards (2022). "A rapid review of Supplementary air filtration systems in health service settings. September 2022." medRxiv: 2022.2010.2025.22281493.

Boyle, R. J., C. Pedroletti, M. Wickman, L. Bjermer, E. Valovirta, R. Dahl, A. Von Berg, O. Zetterström, J. O. Warner and A. S. Group (2012). "Nocturnal temperature controlled laminar airflow for treating atopic asthma: a randomised controlled trial." Thorax **67**(3): 215-221.

Brandon, M. (2020, Oct 21). "No Air Filters at Schools in Germany: But Why?", from <https://scholarlyoa.com/no-air-filters-schools-in-germany/>.

Butz, A. M., E. C. Matsui, P. Breyse, J. Curtin-Brosnan, P. Eggleston, G. Diette, D. A. Williams, J. Yuan, J. T. Bernert and C. Rand (2011). "A randomized trial of air cleaners and a health coach to improve indoor air quality for inner-city children with asthma and secondhand smoke exposure." Archives of Pediatrics & Adolescent Medicine **165**(8): 741-748.

Air treatment to stop respiratory or gastrointestinal viruses: Supplemental Material

Camfil. (2021, Feb 27). "Education department Valencia protecting schools." from <https://www.camfil.com/en-sg/insights/case-studies/education-department-valencia-protecting-schools>.

Cheek, E., V. Guercio, C. Shrubsole and S. Dimitroulopoulou (2021). "Portable air purification: Review of impacts on indoor air quality and health." Science of the Total Environment **766**: 142585.

Daniell, W., J. Camp and S. Horstman (1991). "Trial of a negative ion generator device in remediating problems related to indoor air quality." Journal of Occupational and Environmental Medicine **33**(6): 681-687.

Dee, S., J. P. Cano, G. Spronk, D. Reicks, P. Ruen, A. Pitkin and D. Polson (2012). "Evaluation of the long-term effect of air filtration on the occurrence of new PRRSV infections in large breeding herds in swine-dense regions." Viruses **4**(5): 654-662.

Eckmanns, T., H. Rüden and P. Gastmeier (2006). "The influence of high-efficiency particulate air filtration on mortality and fungal infection among highly immunosuppressed patients: a systematic review." The Journal of infectious diseases **193**(10): 1408-1418.

Eggleston, P. A., A. Butz, C. Rand, J. Curtin-Brosnan, S. Kanchanaraksa, L. Swartz, P. Breyse, T. Buckley, G. Diette and B. Merriman (2005). "Home environmental intervention in inner-city asthma: a randomized controlled clinical trial." Annals of Allergy, Asthma & Immunology **95**(6): 518-524.

Fernandez-Gerlinger, M.-P., A.-S. Jannot, S. Rigaudeau, J. Lambert, O. Eloy, F. Mignon, H. Farhat, S. Castaigne, J. Merrer and P. Rousselot (2016). "The plasmair decontamination system is protective against invasive Aspergillosis in neutropenic patients." Infection Control & Hospital Epidemiology **37**(7): 845-851.

Gent, J. F., T. R. Holford, M. B. Bracken, J. M. Plano, L. A. McKay, K. M. Sorrentino, P. Koutrakis and B. P. Leaderer (2022). "Childhood asthma and household exposures to nitrogen dioxide and fine particles: a triple-crossover randomized intervention trial." Journal of Asthma: 1-10.

Hammond, A., T. Khalid, H. V. Thornton, C. A. Woodall and A. D. Hay (2021). "Should homes and workplaces purchase portable air filters to reduce the transmission of SARS-CoV-2 and other respiratory infections? A systematic review." PLoS One **16**(4): e0251049.

Hansel, N. N., N. Putcha, H. Woo, R. Peng, G. B. Diette, A. Fawzy, R. A. Wise, K. Romero, M. F. Davis and A. M. Rule (2022). "Randomized clinical trial of air cleaners to improve indoor air quality and chronic obstructive pulmonary disease health: results of the CLEAN AIR study." American Journal of Respiratory and Critical Care Medicine **205**(4): 421-430.

Hedge, A., G. E. Mitchell, J. F. McCarthy and J. Ludwig (1993). "Effects of a Furniture-integrated Breathing-zone Filtration System on Indoor Air Quality, Sick Building Syndrome, and Productivity." Indoor Air **3**(4): 328-336.

Higgins, J. P. and D. G. Altman (2008). "Assessing risk of bias in included studies." Cochrane handbook for systematic reviews of interventions: Cochrane book series: 187-241.

Jhun, I., J. M. Gaffin, B. A. Coull, M. F. Huffaker, C. R. Petty, W. J. Sheehan, S. N. Baxi, P. S. Lai, C.-M. Kang and J. M. Wolfson (2017). "School environmental intervention to reduce particulate pollutant exposures for children with asthma." The Journal of Allergy and Clinical Immunology: In Practice **5**(1): 154-159. e153.

Air treatment to stop respiratory or gastrointestinal viruses: Supplemental Material

Johnsen, C., H. Mosbech and J. Heinig (1997). "Can ionisers in bedrooms help asthmatics?" Indoor and Built Environment **6**(3): 174-178.

Lanphear, B. P., R. W. Hornung, J. Khoury, K. Yolton, M. Lierl and A. Kalkbrenner (2011). "Effects of HEPA air cleaners on unscheduled asthma visits and asthma symptoms for children exposed to secondhand tobacco smoke." Pediatrics **127**(1): 93-101.

Lau, A., A. Vizcarra, K. Lo and J. Luymes (1996). "Recirculation of filtered air in pig barns." Canadian Agricultural Engineering **38**: 297-304.

Lee, T., N. N. Jordan, J. L. Sanchez and J. C. Gaydos (2005). "Selected nonvaccine interventions to prevent infectious acute respiratory disease." American journal of preventive medicine **28**(3): 305-316.

Li, L., L. Zhang, J. H. Mo, Y. Y. Li, J. Y. Xia, X. B. Bai, P. F. Xie, J. Y. Liang, Z. F. Yang and Q. Y. Chen (2020). "Efficacy of indoor air purification in the treatment of Artemisia pollen-allergic rhinitis: a randomised, double-blind, clinical controlled trial." Clinical Otolaryngology **45**(3): 394-401.

Li, R. and X. Jiang (2011). "Clinical observation on the prevention of influenza by air disinfection with moxa stick fumigation." Chinese Journal of Nosocomiology **21**(8): 1606-1607.

Lin, H., S. Ng, S. Chan, W. M. Chan, K. C. Lee, S. C. Ho and L. Tian (2011). "Institutional risk factors for norovirus outbreaks in Hong Kong elderly homes: a retrospective cohort study." BMC Public Health **11**(1): 1-7.

Luongo, J. C., K. P. Fennelly, J. A. Keen, Z. J. Zhai, B. W. Jones and S. L. Miller (2016). "Role of mechanical ventilation in the airborne transmission of infectious agents in buildings." Indoor Air **26**(5): 666-678.

Makison Booth, C. (2014). "Vomiting Larry: a simulated vomiting system for assessing environmental contamination from projectile vomiting related to norovirus infection." Journal of Infection Prevention **15**(5): 176-180.

Malički, M. and A. Marušić (2014). "Is there a solution to publication bias? Researchers call for changes in dissemination of clinical research results." Journal of Clinical Epidemiology **67**(10): 1103-1110.

Menzies, D., J. Pasztor, T. Rand and J. Bourbeau (1999). "Germicidal ultraviolet irradiation in air conditioning systems: effect on office worker health and wellbeing: a pilot study." Occupational and Environmental Medicine **56**(6): 397-402.

Menzies, D., J. Popa, J. A. Hanley, T. Rand and D. K. Milton (2003). "Effect of ultraviolet germicidal lights installed in office ventilation systems on workers' health and wellbeing: double-blind multiple crossover trial." The Lancet **362**(9398): 1785-1791.

Myers, N. T., R. J. Laumbach, K. G. Black, P. Ohman-Strickland, S. Alimokhtari, A. Legard, A. De Resende, L. Calderón, F. T. Lu and G. Mainelis (2022). "Portable air cleaners and residential exposure to SARS-CoV-2 aerosols: A real-world study." Indoor Air **32**(4): e13029.

Narita, K., K. Asano, K. Naito, H. Ohashi, M. Sasaki, Y. Morimoto, T. Igarashi and A. Nakane (2020). "Ultraviolet C light with wavelength of 222 nm inactivates a wide spectrum of microbial pathogens." Journal of Hospital Infection **105**(3): 459-467.

Air treatment to stop respiratory or gastrointestinal viruses: Supplemental Material

Nogrady, S. and S. Furnass (1983). "Ionisers in the management of bronchial asthma." Thorax **38**(12): 919-922.

Noonan, C. W., E. O. Semmens, P. Smith, S. W. Harrar, L. Montrose, E. Weiler, M. McNamara and T. J. Ward (2017). "Randomized trial of interventions to improve childhood asthma in homes with wood-burning stoves." Environmental Health Perspectives **125**(9): 097010.

Oren, I., N. Haddad, R. Finkelstein and J. M. Rowe (2001). "Invasive pulmonary aspergillosis in neutropenic patients during hospital construction: before and after chemoprophylaxis and institution of HEPA filters." American Journal of Hematology **66**(4): 257-262.

Park, H.-K., K.-C. Cheng, A. O. Tetteh, L. M. Hildemann and K. C. Nadeau (2017). "Effectiveness of air purifier on health outcomes and indoor particles in homes of children with allergic diseases in Fresno, California: a pilot study." Journal of Asthma **54**(4): 341-346.

Park, H. J., H. Y. Lee, C. H. Suh, H. C. Kim, H. C. Kim, Y.-J. Park and S. W. Lee (2021). "The effect of particulate matter reduction by indoor air filter use on respiratory symptoms and lung function: a systematic review and meta-analysis." Allergy, Asthma & Immunology Research **13**(5): 719.

Park, K. H., S. C. Lee, S. Moon, E. Choe, H. Shin, S. R. Kim, J.-H. Lee, H. H. Park, D. Huh and J.-W. Park (2020). "Effects of air purifiers on patients with allergic rhinitis: a multicenter, randomized, double-blind, and placebo-controlled study." Yonsei Medical Journal **61**(8): 689.

Phipatanakul, W., P. Koutrakis, B. A. Coull, C. R. Petty, J. M. Gaffin, W. J. Sheehan, P. S. Lai, L. M. Bartnikas, C.-M. Kang and J. M. Wolfson (2021). "Effect of school integrated pest management or classroom air filter purifiers on asthma symptoms in students with active asthma: a randomized clinical trial." Journal of American Medical Association **326**(9): 839-850.

Preziosi, P., S. Czernichow, P. Gehanno and S. Hercberg (2004). "Workplace air-conditioning and health services attendance among French middle-aged women: a prospective cohort study." International Journal of Epidemiology **33**(5): 1120-1123.

Reed, N. G. (2010). "The history of ultraviolet germicidal irradiation for air disinfection." Public Health Reports **125**(1): 15-27.

RevMan (2014). Copenhagen: the Nordic Cochrane Centre, the Cochrane collaboration.

Rodríguez, M., M. L. Palop, S. Seseña and A. Rodríguez (2021). "Are the Portable Air Cleaners (PAC) really effective to terminate airborne SARS-CoV-2?" Science of The Total Environment **785**: 147300.

Salam, Z.-H. A., R. B. Karlin, M. L. Ling and K. S. Yang (2010). "The impact of portable high-efficiency particulate air filters on the incidence of invasive aspergillosis in a large acute tertiary-care hospital." American Journal of Infection Control **38**(4): e1-e7.

Savović, J., H. E. Jones, D. G. Altman, R. J. Harris, P. Jüni, J. Pildal, B. Als-Nielsen, E. M. Balk, C. Gluud and L. L. Gluud (2012). "Influence of reported study design characteristics on intervention effect estimates from randomized, controlled trials." Annals of Internal Medicine **157**(6): 429-438.

Air treatment to stop respiratory or gastrointestinal viruses: Supplemental Material

Shao, D., Y. Du, S. Liu, B. Brunekreef, K. Meliefste, Q. Zhao, J. Chen, X. Song, M. Wang and J. Wang (2017).

"Cardiorespiratory responses of air filtration: a randomized crossover intervention trial in seniors living in Beijing: Beijing Indoor Air Purifier Study, BIAPSY." Science of the Total Environment **603**: 541-549.

Skulberg, K., K. Skyberg, K. Kruse, W. Eduard, F. Levy, J. Kongerud and P. Djupesland (2005). "The effects of intervention with local electrostatic air cleaners on airborne dust and the health of office employees." Indoor Air **15**(3): 152-159.

Thiam, D. G. Y., F. T. Chew, S. H. Lim, L. Zhang and L. Bee-Wah (1999). "An evaluation of mattress encasings and high efficiency particulate filters on asthma control in the tropics." Asian Pacific Journal of Allergy and Immunology **17**(3): 169.

Thiese, M. S. (2014). "Observational and interventional study design types; an overview." Biochemia Medica **24**(2): 199-210.

Thornley, C. N., N. A. Emslie, T. W. Sprott, G. E. Greening and J. P. Rapana (2011). "Recurring norovirus transmission on an airplane." Clinical infectious diseases **53**(6): 515-520.

Thornton, G. M., B. A. Fleck, N. Fleck, E. Kroeker, D. Dandnayak, L. Zhong and L. Hartling (2022). "The impact of heating, ventilation, and air conditioning design features on the transmission of viruses, including the 2019 novel coronavirus: A systematic review of ultraviolet radiation." PLoS One **17**(4): e0266487.

Ulmair. (2021, Jul 11). "Free state of Bavaria subsidises room air cleaners in the classroom." from <https://www.ulmair.de/en/blog/2021/07/11/freistaat-bayern-bezuschusst-raumluftreiniger-im-klassenzimmer/>.

US Department of Energy. (2005, December). "Specification for HEPA Filters Used by DOE Contractors", from <https://www.standards.doe.gov/standards-documents/3000/3020-astd-2015>.

Villaveces, J., H. Rosengren and J. Evans (1977). "Use of laminar air flow portable filter in asthmatic children." Annals of Allergy **38**(6): 400-404.

Vokurka, S., E. Bystrická, T. Svoboda, I. K. Škoda Gorican, M. Sever, E. Mazur, A. Kopinska, V. Pavlicová, O. Mocanu and A. Tanase (2014). "The availability of HEPA-filtered rooms and the incidence of pneumonia in patients after haematopoietic stem cell transplantation (HSCT): results from a prospective, multicentre, eastern European study." Journal of Clinical Nursing **23**(11-12): 1648-1652.

Walker, E. S., E. O. Semmens, A. Belcourt, B. B. Boyer, E. Erdei, J. Graham, S. E. Hopkins, J. L. Lewis, P. G. Smith and D. Ware (2022). "Efficacy of air filtration and education interventions on indoor fine particulate matter and child lower respiratory tract infections among rural US homes heated with wood stoves: results from the KidsAIR randomized trial." Environmental Health Perspectives **130**(4): 047002.

Warburton, C., R. M. Niven, C. Pickering, A. Fletcher, J. Hepworth and H. Francis (1994). "Domiciliary air filtration units, symptoms and lung function in atopic asthmatics." Respiratory Medicine **88**(10): 771-776.

Warner, J., J. Marchant and J. Warner (1993). "Double blind trial of ionisers in children with asthma sensitive to the house dust mite." Thorax **48**(4): 330-333.

Air treatment to stop respiratory or gastrointestinal viruses: Supplemental Material

Wells, G. A., B. Shea, D. O'Connell, J. Peterson, V. Welch, M. Losos and P. Tugwell. (2000). "The Newcastle-Ottawa Scale (NOS) for assessing the quality of nonrandomised studies in meta-analyses." from https://www.ohri.ca/programs/clinical_epidemiology/oxford.asp.

White, D. W., C. E. Feigley, R. E. McKeown, J. J. Hout and J. R. Hebert (2011). "Association between barracks type and acute respiratory infection in a gender integrated Army basic combat training population." *Military Medicine* **176**(8): 909-914.

Wightwick, A. (2021, Sep 2). "Wales' £3.3m plan to give schools ozone cleaners called 'absurd' as ministers backtrack." from <https://www.walesonline.co.uk/news/education/wales-33m-plan-give-schools-21457305>.

Wood, L., M. Egger, L. L. Gluud, K. F. Schulz, P. Jüni, D. G. Altman, C. Gluud, R. M. Martin, A. J. Wood and J. A. Sterne (2008). "Empirical evidence of bias in treatment effect estimates in controlled trials with different interventions and outcomes: meta-epidemiological study." *British Medical Journal* **336**(7644): 601-605.

Zhang, C., H. Cui, C. Zhang, Z. Chen, X. Jiang, J. Liu, Z. Wan, J. Li, J. Liu and Y. Gao (2022). "Aerosol Transmission of the Pandemic SARS-CoV-2 and Influenza A Virus Was Blocked by Negative Ions." *Frontiers in Cellular and Infection Microbiology*: 506.

Zimmer, A. (2021, Aug 19). "NYC schools will put 2 air purifiers in each classroom. Did they pick the best device?", from <https://ny.chalkbeat.org/2021/8/18/22630636/air-purifiers-hepa-nyc-schools-covid>.

Zuraimi, M., K. Tham, F. Chew and P. Ooi (2007). "The effect of ventilation strategies of child care centers on indoor air quality and respiratory health of children in Singapore." *Indoor Air* **17**(4): 317-327.