

# **Tafenoquine following G6PD screening versus primaquine for the treatment of vivax malaria in Brazil: a cost-effectiveness analysis using a transmission model**

David J Price, PhD<sup>1,2</sup>; Narimane Nekkab, PhD<sup>3,4</sup>; Wuelton M Monteiro, PhD<sup>5,6</sup>; Daniel AM Villela, PhD<sup>7</sup>; Julie A. Simpson, PhD<sup>2</sup>; Marcus VG Lacerda, MD<sup>5,8</sup>; Michael T White, PhD<sup>9</sup>; Angela Devine, PhD<sup>2,10,11†</sup>

<sup>1</sup> Department of Infectious Diseases, The University of Melbourne, at the Peter Doherty Institute for Infection and Immunity, Victoria, Australia

<sup>2</sup> Centre for Epidemiology and Biostatistics, Melbourne School of Population and Global Health, The University of Melbourne, Melbourne, Victoria, Australia

<sup>3</sup> Swiss Tropical and Public Health Institute, Basel, Switzerland

<sup>4</sup> University of Basel, Basel, Switzerland

<sup>5</sup> Instituto de Pesquisa Clínica Carlos Borborema, Fundação de Medicina Tropical Dr Heitor Vieira Dourado, Manaus, Brazil

<sup>6</sup> Escola Superior de Ciências da Saúde, Universidade do Estado do Amazonas, Manaus, Brazil

<sup>7</sup> Programa de Computação Científica, Fundação Oswaldo Cruz, Rio de Janeiro, Brazil

<sup>8</sup> Instituto Leônidas & Maria Deane – ILMD, Fundação Oswaldo Cruz, Manaus, Brazil

<sup>9</sup> Institut Pasteur, Université de Paris, G5 Épidémiologie et Analyse des Maladies Infectieuses, Département de Santé Globale, F-75015 Paris, France

<sup>10</sup> Global and Tropical Health Division, Menzies School of Health Research, Charles Darwin University, Darwin, Northern Territory, Australia

<sup>11</sup> Health Economics Unit, Centre for Health Policy, Melbourne School of Population and Global Health, The University of Melbourne, Melbourne, Victoria, Australia

† Corresponding author: [angela.devine@menzies.edu.au](mailto:angela.devine@menzies.edu.au). 207 Bouverie St, Carlton, VIC 3053,

**NOTE: This preprint reports new research that has not been certified by peer review and should not be used to guide clinical practice.** Australia

1 **ABSTRACT**

2 **Background:** Malaria transmission modelling has demonstrated the potential impact of semi-  
3 quantitative glucose-6-phosphate dehydrogenase (G6PD) testing and treatment with single-dose  
4 tafenoquine for *Plasmodium vivax* radical cure. This modelling has focused on predicting the number  
5 of vivax cases averted, rather than its cost-effectiveness.

6 **Methods:** We explored the cost-effectiveness of using tafenoquine after G6PD screening as compared  
7 to usual practice (7-day low-dose primaquine (0.5 mg/kg/day) without G6PD screening) in Brazil  
8 using a 10-year time horizon with 5% discounting considering four scenarios: 1) tafenoquine for  
9 adults only assuming 66.7% primaquine treatment adherence, 2) tafenoquine for adults and children  
10 aged >2 years assuming 66.7% primaquine adherence, 3) tafenoquine for adults only assuming 90%  
11 primaquine adherence, 4) tafenoquine for adults only assuming 30% primaquine adherence. The  
12 incremental cost-effectiveness ratios (ICERs) were estimated by dividing the incremental costs by the  
13 disability-adjusted life-years (DALYs) averted. These were compared to a willingness to pay  
14 threshold of US\$7,800 for Brazil, and one-way and probabilistic sensitivity analyses were performed.

15 **Results:** All four scenarios were cost-effective using this willingness to pay threshold with ICERs  
16 ranging from US\$154–1836. One-way sensitivity analyses showed that the results were most sensitive  
17 to severity and mortality due to vivax malaria, the lifetime and number of semi-quantitative G6PD  
18 analysers needed, cost per malaria episode and per G6PD test strips, and life expectancy. All  
19 scenarios had a 100% likelihood of being cost-effective at the willingness to pay threshold.

20 **Conclusions:** Tafenoquine prescribed after a semi-quantitative G6PD testing is highly likely to be  
21 cost-effective in Brazil.

22  
23 **Keywords:** malaria, vivax, cost-effectiveness, transmission model, glucose-6-phosphate  
24 dehydrogenase, screening

25

## 26 BACKGROUND

27 The burden of malaria in Brazil is primarily due to *Plasmodium vivax*, with an estimated 168,499  
28 indigenous *P. vivax* cases reported in 2018[1, 2] contributing to an estimated national societal cost of  
29 17.6 million United States Dollars (US\$) in 2017.[3] The control of vivax malaria is more challenging  
30 than *P. falciparum* since the parasite forms hypnozoites, dormant liver parasites that can cause multiple  
31 relapsing episodes of malaria and ongoing transmission. Current practice in Brazil is to prescribe radical  
32 cure with a 3-day treatment of chloroquine for the blood-stage parasites and seven-day low-dose  
33 (3.5mg/kg total) primaquine to kill the liver-stage parasites. Full adherence to this regimen is suboptimal  
34 in South America with studies estimating adherence ranging from 62% to 86%.[4-8] These estimates  
35 are likely to be elevated since observer bias results in an increase in a patient's likelihood to adhere to  
36 a full course of treatment.[9]

37 Recent clinical trials have demonstrated that tafenoquine has comparable efficacy to low-dose  
38 primaquine (total dose 3.5mg/kg) but has the advantage of being administered as a single dose.[10, 11]  
39 Patients with vivax malaria who have glucose-6-phosphate-hydrogenase (G6PD) deficiency, an  
40 inherited enzymopathy, are at risk of drug-induced haemolysis when taking either primaquine or  
41 tafenoquine. The World Health Organization recommends screening for G6PD deficiency before  
42 prescribing primaquine with a threshold for prescribing the drug set at 30% G6PD activity, a level  
43 amenable to qualitative diagnostics.[12] The threshold for G6PD deficiency for prescribing  
44 tafenoquine, however, is set at 70%, which requires semi-quantitative screening. Current practice in  
45 Brazil does not require screening for G6PD deficiency, but this has been associated with hospitalization  
46 and mortality due to primaquine-induced haemolysis in patients with G6PD deficiency in Brazil.[13-  
47 15] Recently updated malaria guidelines in Brazil require G6PD screening before administering  
48 primaquine at health facilities that have the capacity to provide G6PD testing.[16, 17]

49 The impact of tafenoquine following G6PD screening on transmission in Brazil has been explored in a  
50 recent mathematical model.[18] The model simulations demonstrated a decrease in transmission over a  
51 ten-year time horizon, although this was not sufficient to achieve elimination. Since a paediatric  
52 formulation of tafenoquine is being developed, a scenario is included to evaluate the impact of

53 prescribing to adults and children over the age of six months in addition to an adults only scenario.  
54 Here, we conduct a complementary economic evaluation with the transmission model predictions to  
55 explore the impact on the overall cost-effectiveness of a semi-quantitative G6PD test-and-treat strategy  
56 using tafenoquine for radical cure.

57

## 58 **METHODS**

59 Extending the analysis of 10 year projections of vivax malaria cases from a previously published  
60 individual-based *P. vivax* transmission model for Brazil,[18] we conducted a cost-effectiveness analysis  
61 to estimate the impact of tafenoquine following G6PD screening with a semi-quantitative test on costs  
62 and disability-adjusted life-years (DALYs). Full details of the transmission model can be found in  
63 Nekkab *et al.*[18] Briefly, the *P. vivax* transmission model was calibrated using several data sources  
64 from Brazil and validated by the National Malaria Control Programme and malaria experts in Brazil.  
65 The results cover a ten-year time horizon from 2020 to 2029 and assume that G6PD screening is fully  
66 rolled out in January 2021. The economic evaluation model was coupled with the transmission model,  
67 using its projected outcomes to calculate the costs and DALYs averted. For each municipality and year,  
68 the number of primaquine and tafenoquine doses, cases in males and females over 16 years, cases in  
69 males and females under 16 years, number of cases in pregnant women, and G6PD tests were provided  
70 by the transmission model. The model assumed a truncated exponential age distribution with a mean  
71 age of 32 years. Under this model 15.6% of those under 16 years would be under the age of 2 years and  
72 therefore be ineligible for tafenoquine. Approximately 4% of those under 16 years would be under the  
73 age of 6 months and not receive radical cure, while the remainder of children under 2 years would  
74 receive primaquine.

75 The analysis explored four treatment policy scenarios for tafenoquine following G6PD screening from  
76 the transmission model[18]; each of which were compared to the baseline scenario of seven-day low-  
77 dose primaquine (3.5mg/kg total) for all eligible patients without G6PD screening. Screening for G6PD  
78 deficiency was done via semi-quantitative testing, repeated at each presentation with malaria. Scenario  
79 1 explored tafenoquine for adults over the age of 16 (tafenoquine for adults), while Scenario 2 expanded

80 access to children who were over the age of 2 years (tafenoquine for all). While Scenarios 1 and 2  
81 assumed that adherence to the seven-day primaquine regimen was 66.7%, [8] Scenarios 3 (high  
82 primaquine adherence) and 4 (low primaquine adherence) explored the impact of assuming 90% and  
83 30% pre-existing primaquine adherence when prescribing tafenoquine to adults, respectively. The  
84 baseline adherence rate estimate of 66.7% was chosen from a study that appeared to best reflect the  
85 current situation in Brazil. [8] The values of 30% and 90% in Scenarios 3 and 4 were selected to be  
86 extreme for the purposes of the sensitivity analyses for the transmission model. [18]

87 In all scenarios, children over the age of two years received a G6PD test before being prescribed radical  
88 cure. Cases amongst children were assumed to be proportionally distributed; that is, we assumed that  
89 4% of cases in children under 16 years occurred in children under the age of six months, and allocated  
90 these cases accordingly as excluded from radical cure. Pregnant and lactating women were not eligible  
91 for radical cure, so these women were not tested for G6PD deficiency or assigned any costs for radical  
92 cure. Pregnancy resulted in a nine-month exclusion from radical cure, and a further six months were  
93 excluded for breastfeeding. The total number of G6PD tests in a given municipality and year were  
94 divided proportionally in those who were eligible for radical cure by cases in males and females over  
95 16 years and cases in males and females under 16 years.

96 G6PD deficiency varied by province and G6PD activity score distribution was based on Markov chain  
97 Monte Carlo fitted Gaussian mixture models to four datasets. [18] For two states in which survey data  
98 were not available a national-level prevalence of 5.52% G6PD deficiency was used. The diagnostic  
99 accuracy of the test was taken from a study in Brazil that was used to inform the US FDA submission  
100 for the SD Biosensor STANDARD G6PD Test (Table 1). [19] Parameters relating to risk of severe  
101 malaria, haemolysis, and mortality are provided in Table 1.

102

103

104

105

106 **Table 1.** Unit costs in 2020 United States dollars (US\$), diagnostic accuracy of G6PD screening, and risk of  
 107 haemolysis, severe malaria and death.

| Parameter   | Base parameter value<br>(low – high) | Source             | Notes  |
|---|--------------------------------------|--------------------|--|
| Cost of clinical malaria visit  | 17 (9 – 26)                          | [20] ±50%          |  |
| Cost of hospitalization for severe malaria  | 59 (51 – 66)                         | [21]               |  |
| Cost of hospitalization for haemolytic event  | 87 (49 – 124)                        | [21]               |  |
| Cost of primaquine treatment  | 0.43 (0.35 – 0.52)                   | Assumption<br>±20% | From Ministry of Health  |
| Cost of tafenoquine treatment   | 1.78 (1.42 – 2.09)                   | [22]               |  |
| Cost of semi-quantitative test machine  | 619 (375 – 688)                      | Assumption         | From test distributor  |
| Cost of semi-quantitative test strip  | 6.8 (4.1 – 8.2)                      | Assumption         | From test distributor. (Assumes no wastage)  |
| Cost of monthly quality assurance   | 20 (17 – 23)                         | Assumption         | Cost of controls from test distributor. Cost is divided by the number of patients per month.         |
| Cost for annual healthcare worker training  | 58 (29 – 87)                         | Local data<br>±20% | Assumed two healthcare workers per healthcare facility   |
| Cost per blood draw   | 0.64 (0.32 – 0.96)                   | Local data<br>±50% | Additional blood draw is needed per person screened for glucose-6-phosphate-dehydrogenase deficiency |
| Sensitivity for severe G6PD deficiency (<30%)                                       | 0.999 (0.94 – 1.00)                  | [19]               |  |
| True intermediates that are misclassified as <30% activity (no radical cure)        | 0.49 (0.39 – 0.58)                   | [19] ±20%          |  |
| True intermediates that are misclassified as ≥70% activity (prescribed tafenoquine) | 0.06 (0.05 – 0.07)                   | [19] ±20%          |  |
| Specificity for ≥70% activity   | 0.95 (0.90 – 1.00)                   | [19]               |  |
| Risk of haemolysis if severe G6PD deficient and given radical cure                  | 0.038 (0.015 – 0.061)                | [14]               |  |
| Risk of haemolysis if intermediate G6PD deficient and given radical cure            | 0.031 (0.001 – 0.038)                | Assumption         |  |
| Mortality due to radical cure-induced haemolysis                                    | 0.011 (0.005 – 0.016)                | [14]               |  |
| Probability of severe malaria requiring hospitalization                             | 0.03 (0.015 – 0.045)                 | [13]               |  |
| Probability of mortality due to vivax malaria                                       | 0.0003 (0 – 0.0005)                  | [13]               |  |

108 G6PD = glucose-6-phosphate-dehydrogenase

## 109 Costs

110 Costs are reported in 2020 US\$. When applicable, costs were inflated to 2020 using gross domestic  
111 product deflators[23] and converted from BRL to US\$.[24] Table 1 provides the unit costs and further  
112 information about how these costs were applied. The cost of radical cure was also included for severe  
113 cases, but it was assumed this would be prescribed after release from the hospital. The semi-quantitative  
114 machine was assumed to have a lifetime of five years (range: 3 to 10). The number of healthcare  
115 facilities in each municipality was calculated from the 2018 Malaria Epidemiological Surveillance  
116 Information System (SIVEP) data on number of health units that saw at least 100 cases of vivax  
117 malaria.[2, 21] In the base case, it was assumed that on average 1.05 machines (range: 1 to 2) would  
118 be needed per healthcare facility.

## 119 DALYs

120 DALYs for each scenario were calculated by adding the years of life lost to the years of life with  
121 disability. Model parameters for years of life with disability are shown in Appendix 1. It was assumed  
122 that all malaria cases resulted in anaemia. The average age of patients with vivax malaria by sex were  
123 derived from the SIVEP database.[21] These ages matched to the life expectancy for that age and sex  
124 to calculate the years of life lost.[25] Life expectancy for both sexes was varied by  $\pm 10\%$  in the  
125 sensitivity analyses.

## 126 Analyses

127 Both costs and outcomes were discounted at 5% per year in the base case analysis to reflect the value  
128 that society attaches to present consumption as opposed to consumption in the future in Brazil. In  
129 addition, results are also presented for 0% and 10% discounting. Total costs and DALYs were calculated  
130 for each scenario as compared to the baseline scenario. The incremental cost-effectiveness ratio (ICER)  
131 was calculated by dividing the difference in costs by the number of DALYs averted. The base case  
132 analysis was run for each of 124 municipalities in Brazil that reported at least 100 vivax malaria cases  
133 to SIVEP during 2018. Two municipalities representing low-transmission settings were excluded from  
134 the analysis (Ji-Paraná, and Paragominas) on the basis that stochastic variability and fadeout dominated  
135 the low numbers of cases in the transmission model simulations. These results were mapped to show

136 variation between municipalities; and the overall ICER is presented as the national cost divided by the  
137 national DALYs averted. A willingness to pay (WTP) threshold of US\$7,800 (40,000 BRL) was used.  
138 This is the threshold set by the National Commission for the Incorporation of Technologies (CONITEC)  
139 and represents the maximum value that an intervention should cost per DALY averted to be considered  
140 cost-effective.[26] CONITEC is the health technology assessment agency for the Brazilian Unified  
141 Health System.

142 A one-way sensitivity analysis and probabilistic sensitivity analysis (PSA) was run on all parameters in  
143 the cost-effectiveness analyses. For the PSA, gamma distributions were used for costs and DALY  
144 weights, and beta distributions were used for all other parameters except for the lifetime of the semi-  
145 quantitative machine. For this parameter we assumed a normal distribution truncated below at 1 year,  
146 on the assumption that the average semi-quantitative device lifetime was at least 1 year. A range of two  
147 to ten years was used for the lifetime of the semi-quantitative machine in the one-way sensitivity  
148 analysis. A total of 10,000 model parameters were sampled from the specified distributions. The PSA  
149 model parameters were applied to each municipality for the four scenarios, enabling the overall mean  
150 costs, DALYs, and ICERs to be calculated and the 2.5 and 97.5 percentiles (referred to herein as the  
151 95% Credible Interval [95%CrI]).

152 To provide insights into a range of epidemiological transmission settings, the results of the sensitivity  
153 analyses are presented for three municipalities: peri-urban Manaus, São Gabriel da Cachoeira, and  
154 Itaituba. The first two municipalities are in the state of Amazonas, while Itaituba is in Pará state. Peri-  
155 urban Manaus excludes the malaria-free urban areas of that municipality. While peri-domestic  
156 transmission drove cases in São Gabriel da Cachoeira, occupational exposure in working-aged males  
157 was the primary cause of cases in Itaituba municipality. Transmission intensity was 23 cases per 1000  
158 person years in Itaituba, 112/1000 in peri-urban Manaus, and 267/1000 in São Gabriel da  
159 Cachoeira.[18]

160



161 **RESULTS**

162 Base case analysis

163 The baseline results for *P. vivax* malaria treatment in Brazil with 5% discounting were consistently cost-  
164 effective using a WTP threshold of US\$7,800 (Table 2). The ICER for Scenario 1 (tafenoquine for  
165 adults) was US\$982, dropping to US\$472 when children testing G6PD normal were prescribed  
166 tafenoquine (Scenario 2). With an ICER of US\$154, Scenario 4 (low primaquine adherence) was the  
167 most cost-effective scenario. The smallest health gains were estimated for Scenario 3 (high primaquine  
168 adherence); however, the ICER of US\$1,836 for this scenario was still below the WTP threshold. The  
169 results without discounting and with a discount rate of 10% are also provided in Table 2.

170 Figure 1 shows the map of ICERs by municipality. The ICER for São Gabriel da Cachoeira was  
171 US\$2,145 for Scenario 1 and US\$679 for Scenario 2; and the corresponding ICERs were US\$1,322 and  
172 US\$556 in peri-urban Manaus. In Itaituba, where occupational exposure in working-aged males drives  
173 transmission, the ICER increased to US\$558 in Scenario 2 where children > 2 years were prescribed  
174 tafenoquine, as compared to the ICER of US\$458 for Scenario 1.

175

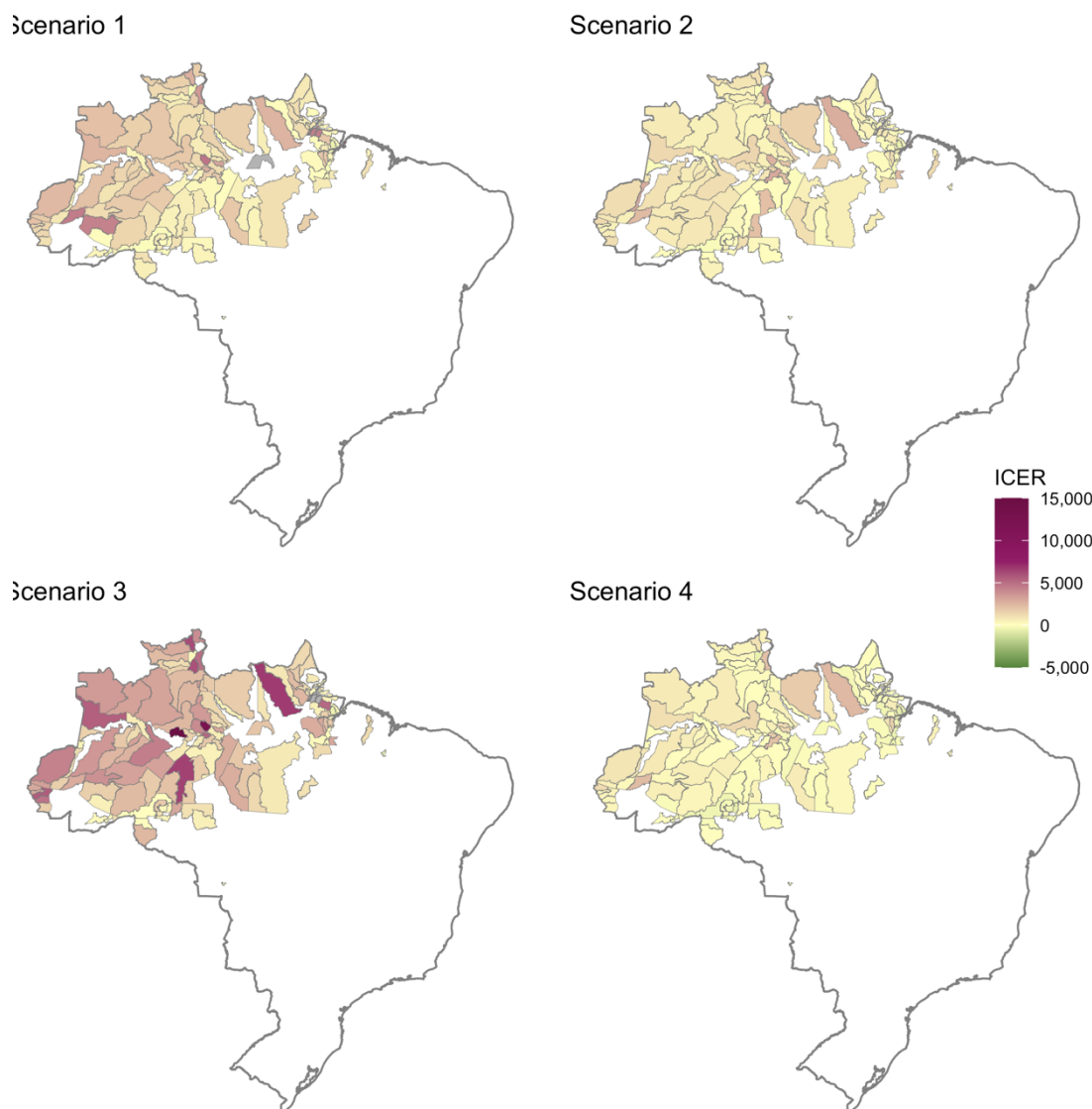
176

**Table 2.** Total overall cases, costs, disability-adjusted life-years (DALYs), and incremental cost-effectiveness ratios (ICERs) for Brazil from 2020–2029.

| Scenario                                 | Cases     | Cases averted | Costs      | Incremental costs | DALYs  | DALYs averted | ICER  |
|--|-----------|---------------|------------|-------------------|--------|---------------|-------|
| <i>Costs and DALYs discounted at 5%</i>  |           |               |            |                   |        |               |       |
| Baseline*                                | 2,106,083 | -             | 32,576,457 | -                 | 42,289 | -             | -     |
| 1 (tafenoquine for adults) †             | 1,731,540 | 374,543       | 42,036,795 | 9,460,338         | 32,656 | 9,632         | 982   |
| 2 (tafenoquine for all) †                | 1,548,669 | 557,414       | 38,707,666 | 6,131,209         | 29,269 | 13,020        | 472   |
| 3 (high primaquine adherence) ‡          | 1,891,021 | 215,062       | 45,267,047 | 12,690,589        | 35,376 | 6,912         | 1,836 |
| 4 (low primaquine adherence) §           | 1,388,891 | 717,192       | 34,985,479 | 2,409,021         | 26,651 | 15,638        | 154   |
| <i>Undiscounted costs and DALYs</i>      |           |               |            |                   |        |               |       |
| Baseline*                                | 2,106,083 | -             | 40,141,225 | -                 | 52,111 | -             | -     |
| 1 (tafenoquine for adults) †             | 1,731,540 | 374,543       | 51,626,032 | 11484807          | 39829  | 12281         | 935   |
| 2 (tafenoquine for all) †                | 1,548,669 | 557,414       | 47,382,476 | 7241251           | 35518  | 16592         | 436   |
| 3 (high primaquine adherence) ‡          | 1,891,021 | 215,062       | 55,935,828 | 15794603          | 43467  | 8644          | 1827  |
| 4 (low primaquine adherence) §           | 1,388,891 | 717,192       | 42,529,751 | 2388526           | 32084  | 20027         | 119   |
| <i>Costs and DALYs discounted at 10%</i> |           |               |            |                   |        |               |       |
| Baseline*                                | 2,106,083 | -             | 27179528   | -                 | 35282  | -             | -     |
| 1 (tafenoquine for adults) †             | 1,731,540 | 374,543       | 35170590   | 7991062           | 27517  | 7765          | 1029  |
| 2 (tafenoquine for all) †                | 1,548,669 | 557,414       | 32493300   | 5313772           | 24788  | 10494         | 506   |
| 3 (high primaquine adherence) ‡          | 1,891,021 | 215,062       | 37646705   | 10467177          | 29596  | 5686          | 1841  |
| 4 (low primaquine adherence) §           | 1,388,891 | 717,192       | 29564278   | 2384750           | 22740  | 12541         | 190   |

\*7-day low dose primaquine (0.5 mg/kg), primaquine adherence set at comparison scenario. † Primaquine adherence = 66.7%. ‡ Primaquine adherence = 90%.

§ Primaquine adherence = 30%.



180

181 **Figure 1.** Map of incremental cost-effectiveness ratios (ICERs) in each malaria-endemic municipality  
182 for Scenario 1 (tafenoquine for adults, primaquine adherence 66.7%), Scenario 2 (tafenoquine for all,  
183 primaquine adherence 66.7%), Scenario 3 (tafenoquine for adults, high primaquine adherence of 90%),  
184 and Scenario 4 (tafenoquine for adults, low primaquine adherence of 30%), compared to baseline (7  
185 day low-dose primaquine (0.5 mg/kg), adherence set at comparison scenario). The municipality of  
186 Manaus is plotted using results for peri-urban Manaus. The ICER for the municipality of Caapiranga  
187 for Scenario 3 was US\$60,273, well above the scale. Municipalities where a strategy increased DALYs  
188 as compared to baseline are shown in grey.

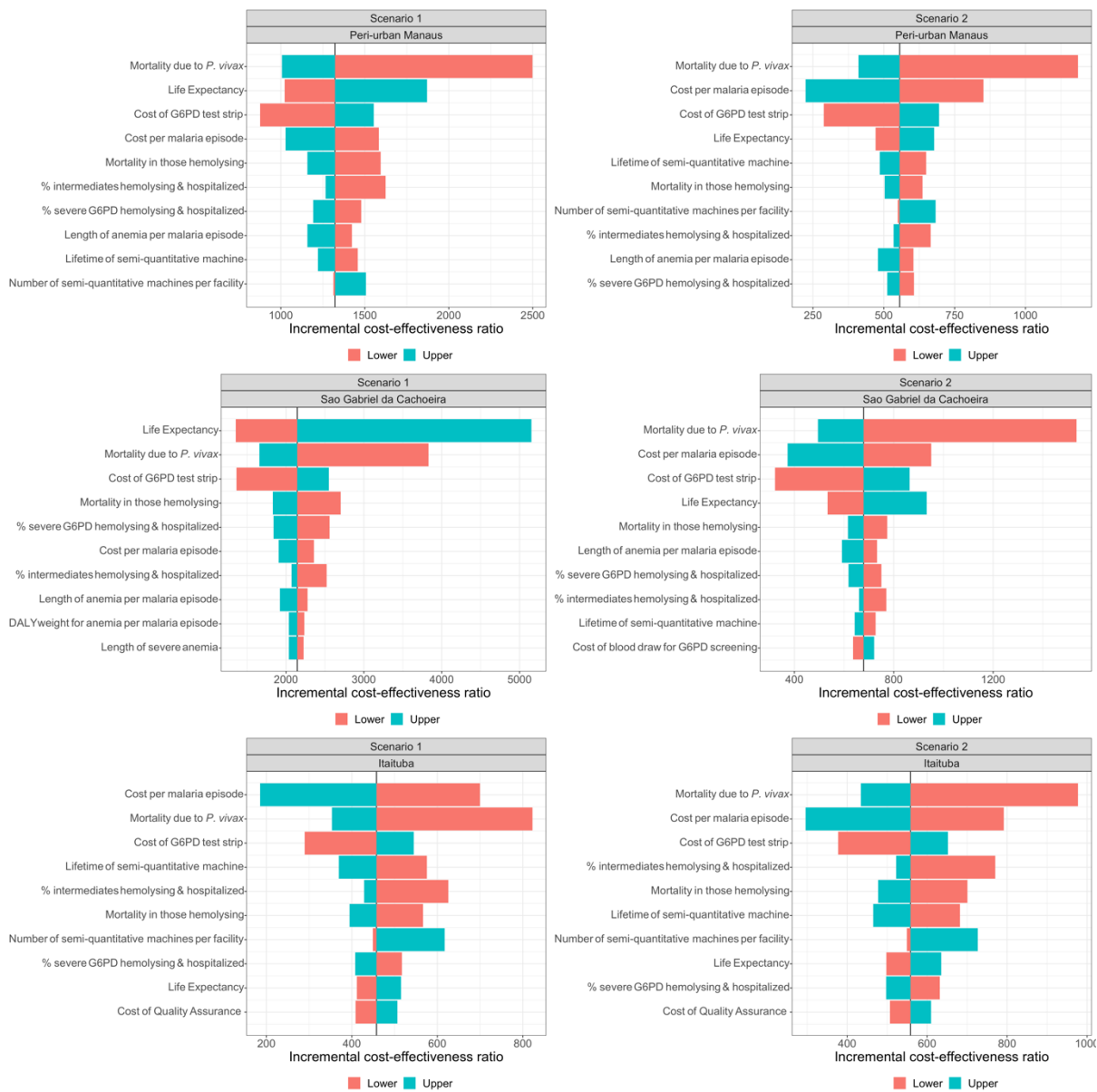
189

190 One-way sensitivity analysis

191 Figure 2 shows the ten parameter values that have the largest impact on the ICER for Scenarios 1  
192 (tafenoquine for adults) and 2 (tafenoquine for all) in the three municipalities. The parameters with the  
193 largest impact on results across all municipalities were the severity and mortality due to vivax malaria,  
194 life expectancy, the lifetime and number of semi-quantitative G6PD machines needed, and the costs of  
195 G6PD test strips and malaria episodes. These results also reflected transmission intensity of the  
196 municipalities. For example, Itaituba had the lowest transmission intensity so the lifetime of the semi-  
197 quantitative machine, which impacts the cost per person screened, resulted in the highest impact on the  
198 ICER. The magnitude of the impact for Itaituba was not as large as São Gabriel da Cachoeira, which  
199 had the highest transmission intensity and for peri-urban Manaus, a moderate transmission setting.  
200 Reflecting the potential impact of tafenoquine depending on current primaquine adherence levels, the  
201 one-way sensitivity analyses in Scenario 3 (high primaquine adherence) showed a much larger impact  
202 on the results while the impact was markedly smaller in Scenario 4 (low primaquine adherence;  
203 Appendix 2). Scenario 3 (high primaquine adherence) was not cost-effective across all three  
204 municipalities.

205 Since occupational exposure amongst working-aged males drives transmission in Itaituba, the  
206 parameters with the largest impact on the results were consistent across Scenarios 1 & 2. In the other  
207 two municipalities where children bore more of the vivax malaria burden, the parameters with the  
208 largest impact switched around more when children were prescribed tafenoquine in Scenario 2. For  
209 Scenario 3 (high primaquine adherence), the 10% increase in life expectancy from the base case to the  
210 high value resulted in an additional 4 years for males and 5 years for females in peri-urban Manaus  
211 while it was 6 years for males and 5 years for females in São Gabriel da Cachoeira. This had a substantial  
212 impact on the cost-effectiveness results, causing the ICER to rise beyond the WTP threshold in both  
213 municipalities (US\$12,373 and US\$22,467, respectively). This was driven by mortality having a larger  
214 impact on overall DALYs averted than morbidity and by high pre-existing primaquine adherence

215 decreasing the benefits in terms of relapses (and therefore deaths due to vivax malaria) due to  
 216 prescribing tafenoquine.



217  
 218 **Figure 2.** One-way sensitivity analysis of the impact of changing the base case parameter value to low  
 219 and high values on the incremental cost-effectiveness ratios for Scenarios 1 (tafenoquine for adults) and  
 220 2 (tafenoquine for all) as compared to the baseline (7 day low-dose primaquine (0.5 mg/kg)) for peri-  
 221 urban Manaus, São Gabriel da Cachoeira, and Itaituba. Primaquine adherence is 66.7% for all. See  
 222 Table 1 and Appendix 1 for the ranges used for this analysis.

223  
 224 Probabilistic Sensitivity Analysis  
 225 Appendix 3 shows the cost-effectiveness planes produced by the PSA results. All model iterations at  
 226 the country level were in the east quadrants, indicating that the tafenoquine scenarios would result in

227 fewer DALYs than current practice. The mean ICER for Scenario 1 (tafenoquine for adults) was  
228 US\$1011 (95%CrI US\$480 to US\$1837) compared to US\$982 in the base case analysis, US\$483  
229 (95%CrI US\$69 to US\$1052) compared to US\$471 for Scenario 2 (tafenoquine for all), and US\$1,954  
230 (95%CrI US\$1104 to US\$3,272) for Scenario 3 (high primaquine adherence) compared to US\$1,836.  
231 Conversely, Scenario 4 (low primaquine adherence) had decreased incremental costs while DALYs  
232 averted increased as compared to the base case analysis. While all scenarios showed higher incremental  
233 costs and DALYs averted than the base case, only Scenario 4 had a lower mean ICER with US\$146  
234 (95%CrI -US\$255 to US\$589) as compared to the base case (US\$154). The cost-effectiveness  
235 acceptability curves in Figure 3 summarize these model iterations, by showing the percentage that fall  
236 below WTP thresholds ranging from US\$0 to US\$10,000. For all scenarios, 100% of model iterations  
237 were cost-effective at a WTP threshold of US\$7,800. The results for the selected municipalities were  
238 similar to those at the country level, with nearly all model iterations (>99%) averting DALYs and some  
239 indicating cost savings (Appendix 5). Again, the CEACs for the municipalities showed a high likelihood  
240 of being cost-effective (Appendix 6). These results were consistent across the different transmission  
241 intensities of the selected municipalities.

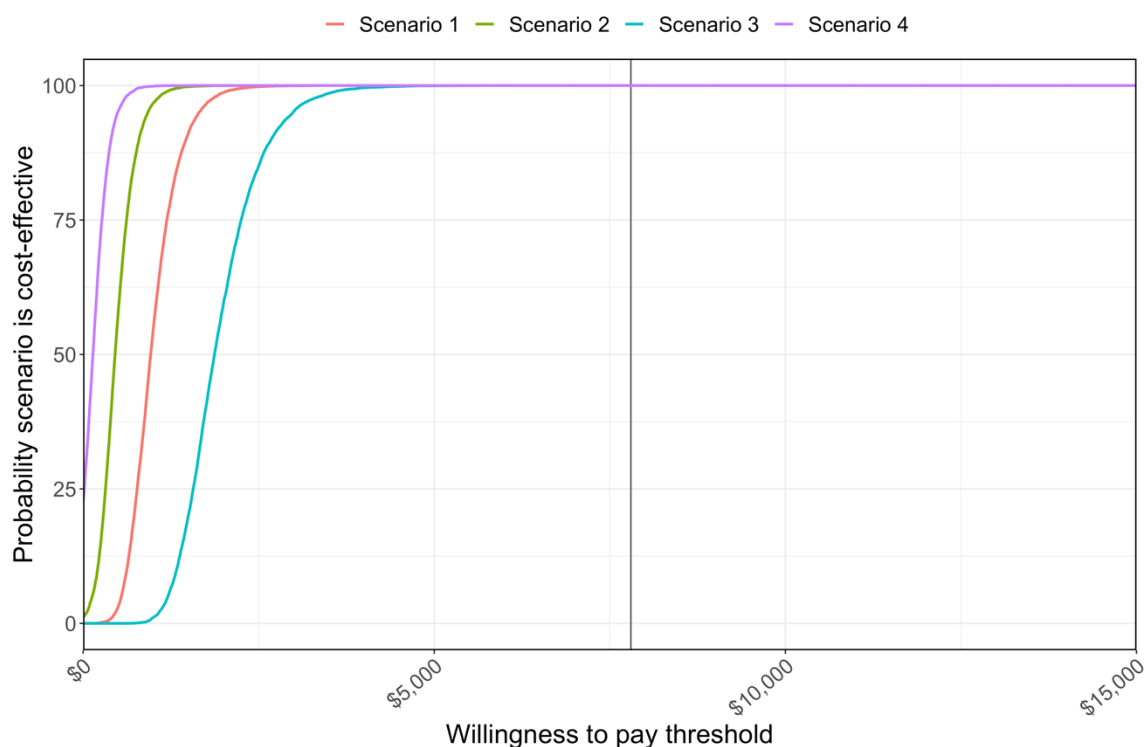
242

243

244

245

246



247

248 **Figure 3.** Cost-effectiveness acceptability curves overall in Brazil for Scenario 1 (tafenoquine for  
249 adults, primaquine adherence 66.7%), Scenario 2 (tafenoquine for all, primaquine adherence 66.7%),  
250 Scenario 3 (tafenoquine for adults, high primaquine adherence of 90%), and Scenario 4 (tafenoquine  
251 for adults, low primaquine adherence of 30%), compared to baseline (7 day low-dose primaquine (0.5  
252 mg/kg), adherence set at comparison scenario). The black vertical line represents the willingness-to-  
253 pay threshold (USD\$7,800).

254

## 255 **DISCUSSION**

256 Our results provide robust evidence that the use of tafenoquine after semi-quantitative G6PD testing  
257 would be cost-effective at a WTP threshold of US\$7,800, particularly in scenarios where children could  
258 be treated with a paediatric formulation or where adherence to primaquine is low. To our knowledge,  
259 this is the first cost-effectiveness analysis of tafenoquine utilizing a transmission model for *P. vivax*.  
260 This analysis benefits from the robust database in Brazil (SIVEP)[21] and recent cost data collection  
261 that has occurred alongside ongoing studies in Brazil.

262 Despite having a large impact on its effectiveness, adherence to primaquine is challenging to  
263 estimate.[27] Unsurprisingly, adherence to primaquine had a large impact on the cost-effectiveness with  
264 the largest ICER seen for Scenario 3 (90% pre-existing primaquine adherence), since single-dose  
265 tafenoquine would provide only an additional 10% improvement to adherence for radical cure in this

266 scenario. It is reassuring that this ICER of US\$1,836 in Scenario 3 was still well below the US\$7,800  
267 WTP threshold for Brazil. A recent multi-component intervention in Brazil resulted in similar levels of  
268 adherence; however, this level of adherence required increased investment in education, text message  
269 reminders to take primaquine, and follow-up phone surveys.[28] When assuming 30% pre-existing  
270 primaquine adherence in Scenario 4, the ICER for the tafenoquine strategy had the smallest ICER  
271 (US\$154), indicating improvements in health outcomes for a very small investment. While Brazil  
272 guidelines currently recommend a seven-day low-dose primaquine regimen (total dose 3.5 mg/kg),  
273 many countries continue to use the 14-day low-dose regimen (total dose 3.5 mg/kg) recommended by  
274 WHO,[12] which may result in lower adherence rates than used in the base case analysis. While  
275 primaquine efficacy is high when adherence is good, our results demonstrate the potential for  
276 tafenoquine to save costs in settings where adherence to primaquine is low (30%).

277 The one-way sensitivity analysis on three municipalities with diverse epidemiology revealed that the  
278 results were least impacted by changes to parameter values in Itaituba, which had the lowest  
279 transmission intensity of the three municipalities examined. This is in line with the transmission model  
280 impact results, which indicated that the highest proportional drop in transmission would be in the  
281 moderate-to-low transmission settings.[18] The parameters with the largest impact on the cost-  
282 effectiveness results across all municipalities were the lifetime and number of semi-quantitative G6PD  
283 machines needed, severity and mortality due to vivax malaria, cost of G6PD test strips, and life  
284 expectancy. The lifetime of the semi-quantitative G6PD machine before it needs to be replaced and  
285 number of machines needed per facility impact the total cost per person screened, so this was expected,  
286 particularly for settings with low transmission intensity like Itaituba.

287 A limitation of our study is regarding the uncertainty of our cost estimates for low transmission settings  
288 due to higher stochasticity of the transmission model and model assumptions. For very low transmission  
289 settings, stochastic noise and fadeout result in more unstable transmission dynamics and greater  
290 variation between simulations. In addition, calibrated incidence per 1000 population for these low  
291 transmission settings assumes homogenous mixing in the population and no importations to sustain  
292 transmission; therefore, local transmission dynamics in communities are likely to differ compared to



293 the simplified model aggregated municipality-level assumptions. Consequently, projected DALYs for  
294 these settings are less reliable and should be interpreted with caution. However, by estimating costs for  
295 a large range of transmission settings across Brazil and providing detailed results for three archetype  
296 settings with stable transmission, the drivers of impact on costs we identified overall are less impacted  
297 by model uncertainty.

298 Appropriately incorporating the costs of semi-quantitative G6PD screening is challenging for a number  
299 of reasons. First, the costs of the machine, test strips, and controls have not been confirmed for  
300 procurement by the Ministry of Health in Brazil. While we have indicative costs, these may change due  
301 to distribution costs, customs, taxes, and any price changes that may occur when negotiating purchase  
302 of enough machines to implement nationally in Brazil. Second, the model assumed that G6PD screening  
303 can begin everywhere at the same time. It is likely that the roll out will occur gradually and that uptake  
304 may be slow or patchy. In addition, it is assumed that a semi-quantitative machine will be placed at  
305 health units that had a case of vivax malaria in 2018 throughout the entire time horizon of the analysis.  
306 For large units and units that make home visits, more than one machine might be needed; this would  
307 increase the costs. Alternatively, health units that do not continue to see malaria cases may not need to  
308 continue stocking a semi-quantitative machine. Finally, since transmission is an important driver of  
309 results, these findings are dependent on future trends in vivax malaria cases.

310 Severity and mortality of vivax malaria are also challenging parameters to estimate as data are sparse.  
311 The base case value of 0.03% used here was from a study of vivax malaria patients admitted to a hospital  
312 in Brazil during 2009–11[13] and from a review that accessed 2014 data on microscopically confirmed  
313 malaria cases and related deaths from the National Malaria Prevention and Control Programme,  
314 Ministry of Health of Brazil.[29] The latter included falciparum malaria, indicating that it may be an  
315 overestimate. Another study of vivax malaria from a tertiary care centre in Manaus from 1996 to 2010  
316 found a lower case fatality rate of 0.01%.[15] To be conservative, our low value for the sensitivity  
317 analyses assumed no mortality due to vivax malaria. While this parameter had a large impact on the  
318 results in the one-way sensitivity analysis, all scenarios remained cost-effective across all three  
319 municipalities when this assumption was applied.

320 Finally, this only compares tafenoquine with low-dose primaquine treatment. While low-dose  
321 primaquine (3.5 mg/kg total) is the current recommended treatment in Brazil, a recent comparison of  
322 low-dose with a high-dose primaquine regimen (7.0 mg/kg total) found a 27% difference in the  
323 percentage of patients who were recurrence-free at day 168 when these regimens were supervised.[30]  
324 While tafenoquine has been shown to have similar efficacy to low-dose primaquine,[10] it has not been  
325 directly compared to high-dose primaquine in Brazil. This clinical comparison would need to be done  
326 before the implications for the cost-effectiveness analysis could be ascertained.

327

## 328 **CONCLUSIONS**

329 Our cost-effectiveness analysis using a transmission model calibrated to epidemiological data from  
330 Brazil demonstrates a high probability of tafenoquine to be cost-effective at a threshold of US\$7,800  
331 per DALY averted, following a normal test result with a semi-quantitative G6PD test. This intervention  
332 is most likely to be cost-effective in situations where primaquine adherence is low and when paediatric  
333 formulations enable it to be prescribed to children over the age of six months.

334

## 335 **LIST OF ABBREVIATIONS**

336 DALY = disability-adjusted life-years

337 G6PD = glucose-6-phosphate dehydrogenase

338 ICER = incremental cost-effectiveness ratio

339 SIVEP = Malaria Epidemiological Surveillance Information System

340 US\$ = United States Dollars

341 WTP = willingness to pay

342

## 343 **DECLARATIONS**

### 344 **Ethics approval and consent to participate**

345 Not applicable.

346

347 **Consent for publication**

348 Not applicable.

349

350 **Availability of data and materials**

351 The transmission model code is available at [https://github.com/MWhite-](https://github.com/MWhite-InstitutPasteur/Pvivax_TQ_IBM)  
352 [InstitutPasteur/Pvivax\\_TQ\\_IBM](https://github.com/MWhite-InstitutPasteur/Pvivax_TQ_IBM). Parameters for the economic analyses are described in the manuscript  
353 and supplementary materials.

354

355 **Competing interests**

356 The authors declare that they have no competing interests.

357

358 **Funding**

359 This work was supported by Medicines for Malaria Ventures. WMM is funded by FAPEAM through  
360 POSGRAD and Pró-Estado public calls. WMM and ML are fellows of the National Council for  
361 Scientific and Technological Development (CNPq). MTW is funded by The Bill & Melinda Gates  
362 Foundation [grant number INV-024368]. The funding bodies did not have a role in the design of the  
363 study and collection, analysis, and interpretation of data and in writing.

364

365 **Authors' contributions**

366 DJP developed the methods, performed the analysis, and wrote the first draft of the manuscript. NN  
367 conceptualized the study, developed the methods, and performed the analysis. WMM curated the data  
368 and developed the methods. DAMV curated the data and developed the methods. JAS supervised and  
369 interpreted the data. MVGL developed the methods and supervised the research. MTW  
370 conceptualized and supervised the study and developed the methods. AD conceptualized the study,  
371 acquired the funding, performed the analysis, developed the methods, supervised the research, and  
372 wrote the first draft of the manuscript. All authors read and approved the final manuscript.

373

374 **Acknowledgements**

375 Not applicable.

376

377 **REFERENCES**

378 1. World Health Organization. World malaria report 2019. Geneva: 2019.

379 2. Lana R, Nekkab N, Siqueira AM, Peterka C, Marchesini P, Lacerda M, et al. The top 1%:

380 quantifying the unequal distribution of malaria in Brazil. *Malaria Journal*. 2021;20(1):87. doi:

381 10.1186/s12936-021-03614-4.

382 3. Devine A, Battle KE, Meagher N, Howes RE, Dini S, Gething PW, et al. Global economic

383 costs due to vivax malaria and the potential impact of its radical cure: A modelling study. *PLOS*

384 *Medicine*. 2021;18(6):e1003614. doi: 10.1371/journal.pmed.1003614.

385 4. Grietens KP, Soto V, Erhart A, Ribera JM, Toomer E, Tenorio A, et al. Adherence to 7-day

386 primaquine treatment for the radical cure of *P. vivax* in the Peruvian Amazon. *Am J Trop Med Hyg*.

387 2010;82(6):1017-23. Epub 2010/06/04. doi: 10.4269/ajtmh.2010.09-0521. PubMed PMID: 20519594;

388 PubMed Central PMCID: PMCPMC2877405.

389 5. Duarte EC, Pang LW, Ribeiro LC, Fontes CJ. Association of subtherapeutic dosages of a

390 standard drug regimen with failures in preventing relapses of vivax malaria. *The American journal of*

391 *tropical medicine and hygiene*. 2001;65(5):471-6. doi: 10.4269/ajtmh.2001.65.471. PubMed PMID:

392 11716100.

393 6. Duarte EC, Gyorkos TW. Self-reported compliance with last malaria treatment and

394 occurrence of malaria during follow-up in a Brazilian Amazon population. *Tropical medicine &*

395 *international health : TM & IH*. 2003;8(6):518-24. doi: 10.1046/j.1365-3156.2003.01042.x. PubMed

396 PMID: 12791057.

397 7. Pereira EA, Ishikawa EAY, Fontes CJF. Adherence to *Plasmodium vivax* malaria treatment in

398 the Brazilian Amazon Region. *Malaria journal*. 2011;10:355-. doi: 10.1186/1475-2875-10-355.

399 PubMed PMID: 22165853.

400 8. Almeida ED, Rodrigues LCS, Vieira JLF. Estimates of adherence to treatment of vivax

401 malaria. *Malaria journal*. 2014;13:321-. doi: 10.1186/1475-2875-13-321. PubMed PMID: 25127886.

- 402 9. Bruxvoort K, Goodman C, Kachur SP, Schellenberg D. How patients take malaria treatment:  
403 a systematic review of the literature on adherence to antimalarial drugs. PLoS One. 2014;9(1):e84555.  
404 Epub 2014/01/28. doi: 10.1371/journal.pone.0084555. PubMed PMID: 24465418; PubMed Central  
405 PMCID: PMC3896377.
- 406 10. Lacerda MVG, Llanos-Cuentas A, Krudsood S, Lon C, Saunders DL, Mohammed R, et al.  
407 Single-Dose Tafenoquine to Prevent Relapse of *Plasmodium vivax* Malaria. N Engl J Med.  
408 2019;380(3):215-28. Epub 2019/01/17. doi: 10.1056/NEJMoa1710775. PubMed PMID: 30650322.
- 409 11. Llanos-Cuentas A, Lacerda MVG, Hien TT, Velez ID, Namaik-Larp C, Chu CS, et al.  
410 Tafenoquine versus Primaquine to Prevent Relapse of *Plasmodium vivax* Malaria. N Engl J Med.  
411 2019;380(3):229-41. Epub 2019/01/17. doi: 10.1056/NEJMoa1802537. PubMed PMID: 30650326.
- 412 12. World Health Organisation. Guidelines for the Treatment of Malaria. Geneva, Switzerland:  
413 2015.
- 414 13. Siqueira AM, Lacerda MVG, Magalhães BML, Mourão MPG, Melo GC, Alexandre MAA, et  
415 al. Characterization of *Plasmodium vivax*-associated admissions to reference hospitals in Brazil and  
416 India. BMC medicine. 2015;13:57-. doi: 10.1186/s12916-015-0302-y. PubMed PMID: 25889040.
- 417 14. Brito-Sousa JD, Santos TC, Avalos S, Fontecha G, Melo GC, Val F, et al. Clinical Spectrum  
418 of Primaquine-induced Hemolysis in Glucose-6-Phosphate Dehydrogenase Deficiency: A 9-Year  
419 Hospitalization-based Study From the Brazilian Amazon. Clin Infect Dis. 2019;69(8):1440-2. Epub  
420 2019/02/13. doi: 10.1093/cid/ciz122. PubMed PMID: 30753364.
- 421 15. Lacerda MV, Fragoso SC, Alecrim MG, Alexandre MA, Magalhães BM, Siqueira AM, et al.  
422 Postmortem characterization of patients with clinical diagnosis of *Plasmodium vivax* malaria: to what  
423 extent does this parasite kill? Clin Infect Dis. 2012;55(8):e67-74. Epub 2012/07/10. doi:  
424 10.1093/cid/cis615. PubMed PMID: 22772803.
- 425 16. Zobrist S, Brito M, Garbin E, Monteiro WM, Clementino Freitas S, Macedo M, et al.  
426 Evaluation of a point-of-care diagnostic to identify glucose-6-phosphate dehydrogenase deficiency in  
427 Brazil. PLOS Neglected Tropical Diseases. 2021;15(8):e0009649. doi: 10.1371/journal.pntd.0009649.
- 428 17. Ministerio da Saude. Guia de tratamento da malaria no Brazil. Versao preliminar. 2019.

- 429 18. Nekkab N, Lana R, Lacerda M, Obadia T, Siqueira A, Monteiro W, et al. Estimated impact of  
430 tafenoquine for *Plasmodium vivax* control and elimination in Brazil: A modelling study. PLoS Med.  
431 2021;18(4):e1003535. Epub 2021/04/24. doi: 10.1371/journal.pmed.1003535. PubMed PMID:  
432 33891582.
- 433 19. Evaluation of a point-of-care test for G6PD deficiency in Brazil: The SD Biosensor  
434 STANDARD G6PD Test. 2020 October 2020. Report No.
- 435 20. Peixoto HM, Brito MA, Romero GA, Monteiro WM, de Lacerda MV, de Oliveira MR. G6PD  
436 deficiency in male individuals infected by *Plasmodium vivax* malaria in the Brazilian Amazon: a cost  
437 study. Malar J. 2015;14:126. Epub 2015/04/19. doi: 10.1186/s12936-015-0647-x. PubMed PMID:  
438 25889063; PubMed Central PMCID: PMC4381355.
- 439 21. Brazil Ministry of Health. SIVEP-MALARIA—Sistema de informação de vigilância  
440 epidemiológica—notificação de casos. Brasília Brazil Ministry of Health; 2021.
- 441 22. GSK P. Assessing innovative models for the cost-effective distribution of *P. vivax* Malaria  
442 commodities. 2021.
- 443 23. The World Bank. GDP deflator (base year varies by country): The World Bank;; 2019 [cited  
444 2020 10 Nov]. Available from: <https://data.worldbank.org/indicator/NY.GDP.DEFL.ZS>  
445
- 446 24. The World Bank. Official exchange rate (LCU per US\$, period average) 2019 [cited 2020 10  
447 Nov]. Available from: <https://data.worldbank.org/indicator/PA.NUS.FCRE>.
- 448 25. World Health Organization. Life tables by country: Global Health Observatory data  
449 repository  
450 2020  
451 [updated 2020-12-06; cited 2021 30 April ]. Available from:  
452 <http://apps.who.int/gho/data/node.main.LIFECOUNTRY?lang=en>.
- 453 26. Ministério da Saúde. Uso de limiares de custo-efetividade nas decisões em saúde:  
454 recomendações da Comissão Nacional de Incorporação de Tecnologias no SUS. Brasília, DF.

- 455 [https://www.gov.br/conitec/pt-br/midias/pdf/2022/20221106\\_relatorio-uso-de-limiar-de-custo-](https://www.gov.br/conitec/pt-br/midias/pdf/2022/20221106_relatorio-uso-de-limiar-de-custo-efetividade-nas-decisoes-em-saude.pdf)  
456 [efetividade-nas-decisoes-em-saude.pdf](https://www.gov.br/conitec/pt-br/midias/pdf/2022/20221106_relatorio-uso-de-limiar-de-custo-efetividade-nas-decisoes-em-saude.pdf) 2022.
- 457 27. Thriemer K, Bobogare A, Ley B, Gudo CS, Alam MS, Anstey NM, et al. Quantifying  
458 primaquine effectiveness and improving adherence: a round table discussion of the APMEN Vivax  
459 Working Group. *Malar J*. 2018;17(1):241. Epub 2018/06/22. doi: 10.1186/s12936-018-2380-8.  
460 PubMed PMID: 29925430; PubMed Central PMCID: PMC6011582.
- 461 28. Macías Saint-Gerons D, Rodovalho S, Barros Dias ÁL, Lacerda Ulysses de Carvalho A,  
462 Beratarrechea A, Monteiro WM, et al. Strengthening therapeutic adherence and pharmacovigilance to  
463 antimalarial treatment in Manaus, Brazil: a multicomponent strategy using mHealth. *Malaria Journal*.  
464 2022;21(1):28. doi: 10.1186/s12936-022-04047-3.
- 465 29. Ferreira MU, Castro MC. Challenges for malaria elimination in Brazil. *Malar J*.  
466 2016;15(1):284. Epub 2016/05/22. doi: 10.1186/s12936-016-1335-1. PubMed PMID: 27206924;  
467 PubMed Central PMCID: PMC4875681.
- 468 30. Chamma-Siqueira NN, Negreiros SC, Ballard SB, Farias S, Silva SP, Chenet SM, et al.  
469 Higher-Dose Primaquine to Prevent Relapse of Plasmodium vivax Malaria. *N Engl J Med*.  
470 2022;386(13):1244-53. doi: 10.1056/NEJMoa2104226. PubMed PMID: 35353962.
- 471 31. James SL, Abate D, Abate KH, Abay SM, Abbafati C, Abbasi N, et al. Global, regional, and  
472 national incidence, prevalence, and years lived with disability for 354 diseases and injuries for 195  
473 countries and territories, 1990&#x2013;2017: a systematic analysis for the Global Burden of Disease  
474 Study 2017. *The Lancet*. 2018;392(10159):1789-858. doi: 10.1016/S0140-6736(18)32279-7.
- 475  
476  
477  
478  
479  
480

481 **APPENDIX**

482 **Appendix 1.** Model parameters for the disability-adjusted life-years and sources.

| <b>Parameter</b>   | <b>Base parameter value (low – high)</b> | <b>Sources and notes</b> |
|--|--|--------------------------|
| Length of disability for clinical malaria                                | 3 days (1 – 7 days)                      | Assumption               |
| Length of disability for severe malaria                                  | 7 days (3 – 10 days)                     | Assumption               |
| Length of disability for anaemia due to clinical malaria                 | 1 month (0.5 – 2 months)                 | Assumption               |
| Length of disability for anaemia due to severe malaria                   | 3 months (1 – 6 months)                  | Assumption               |
| Disability weight for clinical malaria                                   | 0.051 (0.032 – 0.074)                    | [31]                     |
| Disability weight for severe malaria                                     | 0.133 (0.088 – 0.190)                    | [31]                     |
| Disability weight for moderate anaemia due to vivax malaria              | 0.052 (0.034 – 0.076)                    | [31]                     |
| Disability weight for severe anaemia due to severe malaria or haemolysis | 0.149 (0.101 – 0.209)                    | [31]                     |

483

484

485

486

487

488

489

490

491

492

493

494

495

496

497

498

499

500

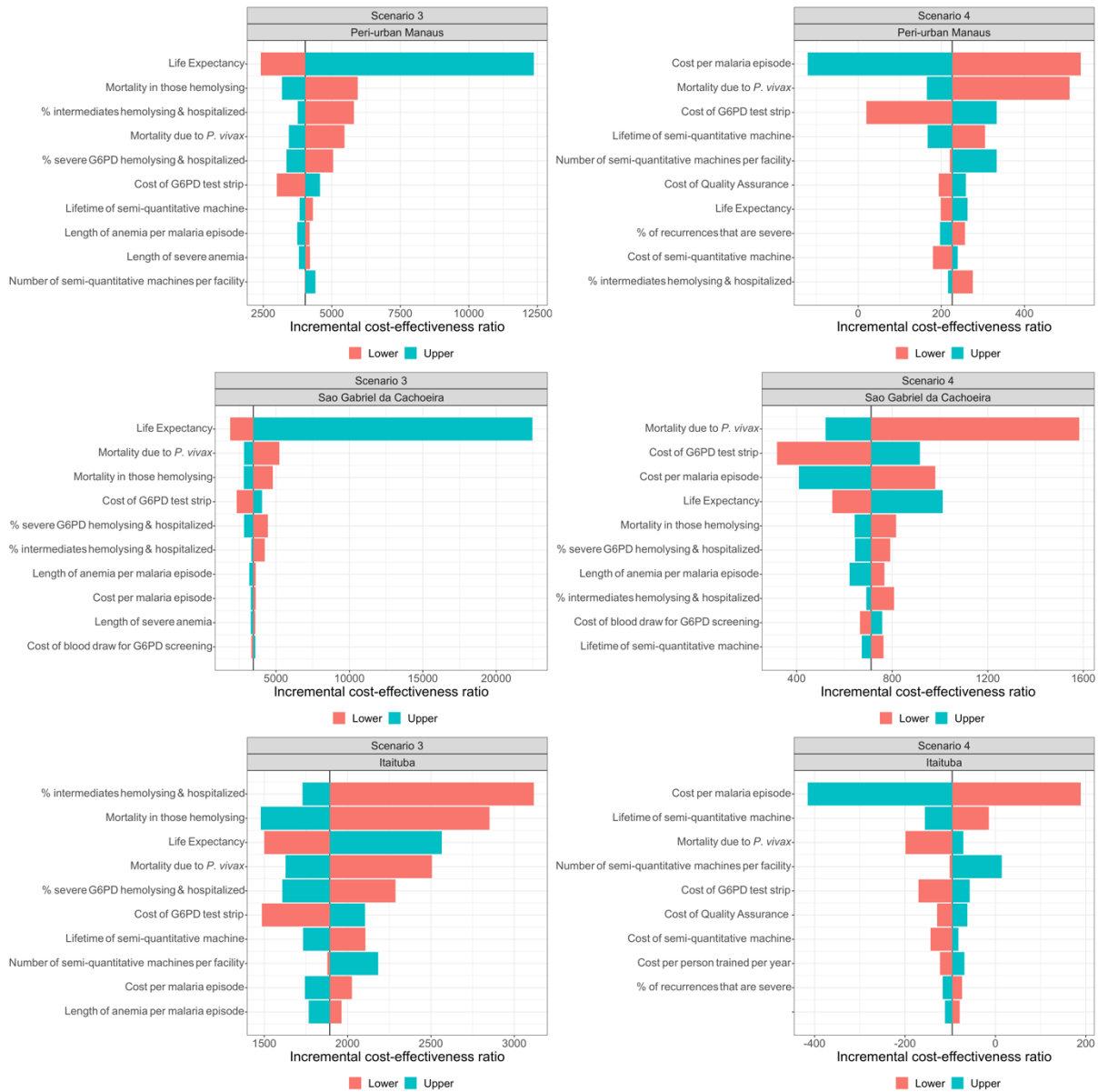
501

502

503

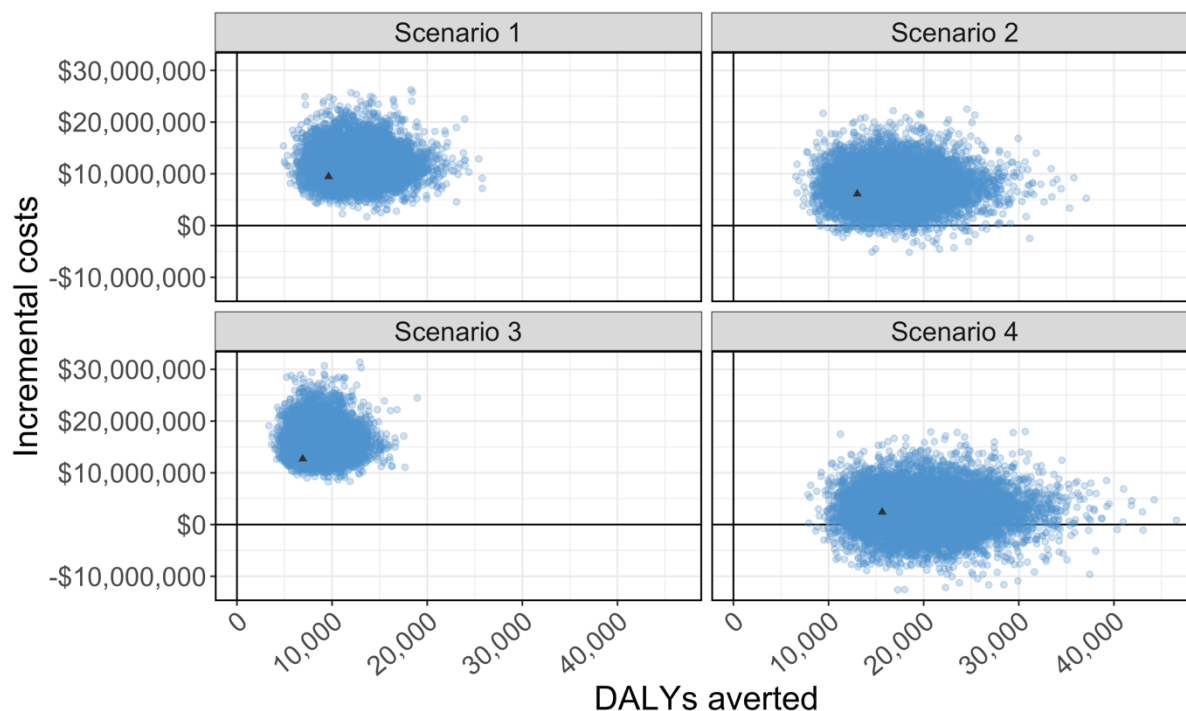


504 **Appendix 2.** One-way sensitivity analysis of the impact of changing the base case parameter value to low and  
 505 high values on the incremental cost-effectiveness ratios (ICERs) for Scenarios 3 (high primaquine adherence) and  
 506 4 (low primaquine adherence) as compared to the baseline scenario for peri-urban Manaus, São Gabriel da  
 507 Cachoeira, and Itaituba. See Tables 2 & 3 and Appendix 1 for the ranges used for this analysis.



508  
 509  
 510  
 511  
 512  
 513  
 514  
 515  
 516

517 **Appendix 3.** Cost-effectiveness planes showing the incremental costs and disability-adjusted life years (DALYs)  
518 averted from 10,000 iterations in the probabilistic sensitivity analysis. Results are for Scenario 1 (tafenoquine for  
519 adults, primaquine adherence 66.7%), Scenario 2 (tafenoquine for all, primaquine adherence 66.7%), Scenario 3  
520 (tafenoquine for adults, high primaquine adherence of 90%), and Scenario 4 (tafenoquine for adults, low  
521 primaquine adherence of 30%) compared to baseline (7 day low-dose primaquine (0.5 mg/kg), adherence set at  
522 comparison scenario) overall for Brazil. The base case analysis results are designated by a black triangle in each  
523 panel.



524  
525  
526  
527  
528  
529  
530  
531  
532  
533  
534  
535  
536  
537

538 **Appendix 4.** Mean and 95% credible intervals from the probabilistic sensitivity analysis for disability-adjusted  
539 life-years (DALYs) averted, incremental costs, and incremental cost effectiveness ratios (ICERs).

| Scenario | Incremental Costs                   | DALYs averted           | ICER               |
|----------|-------------------------------------|-------------------------|--------------------|
| 1        | 11,863,099 (6,578,704, 18,409,257)  | 12,338 (7,639, 18,245)  | 1011 (480, 1,837)  |
| 2        | 7,619,267 (1,142,585, 14,633,037)   | 16,669 (10,127, 25,014) | 483 (69, 1,052)    |
| 3        | 16,173,313 (11,640,655, 22,377,458) | 8,682 (5,469, 12,802)   | 1954 (1104, 3,272) |
| 4        | 2,765,773 (-4,867,346, 10,270,936)  | 20,120 (12,049, 30,663) | 146 (-255, 589)    |

540

541

542

543

544

545

546

547

548

549

550

551

552

553

554

555

556

557

558

559

560

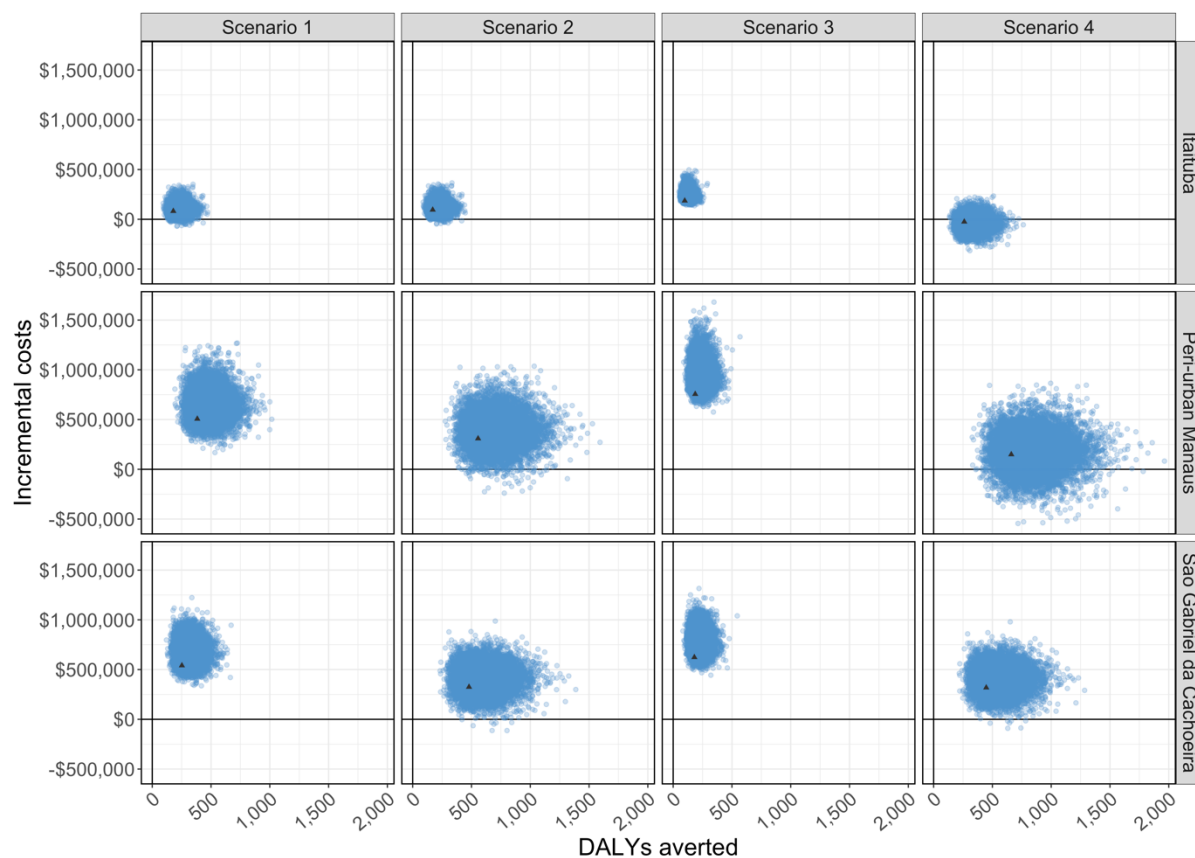
561

562

563

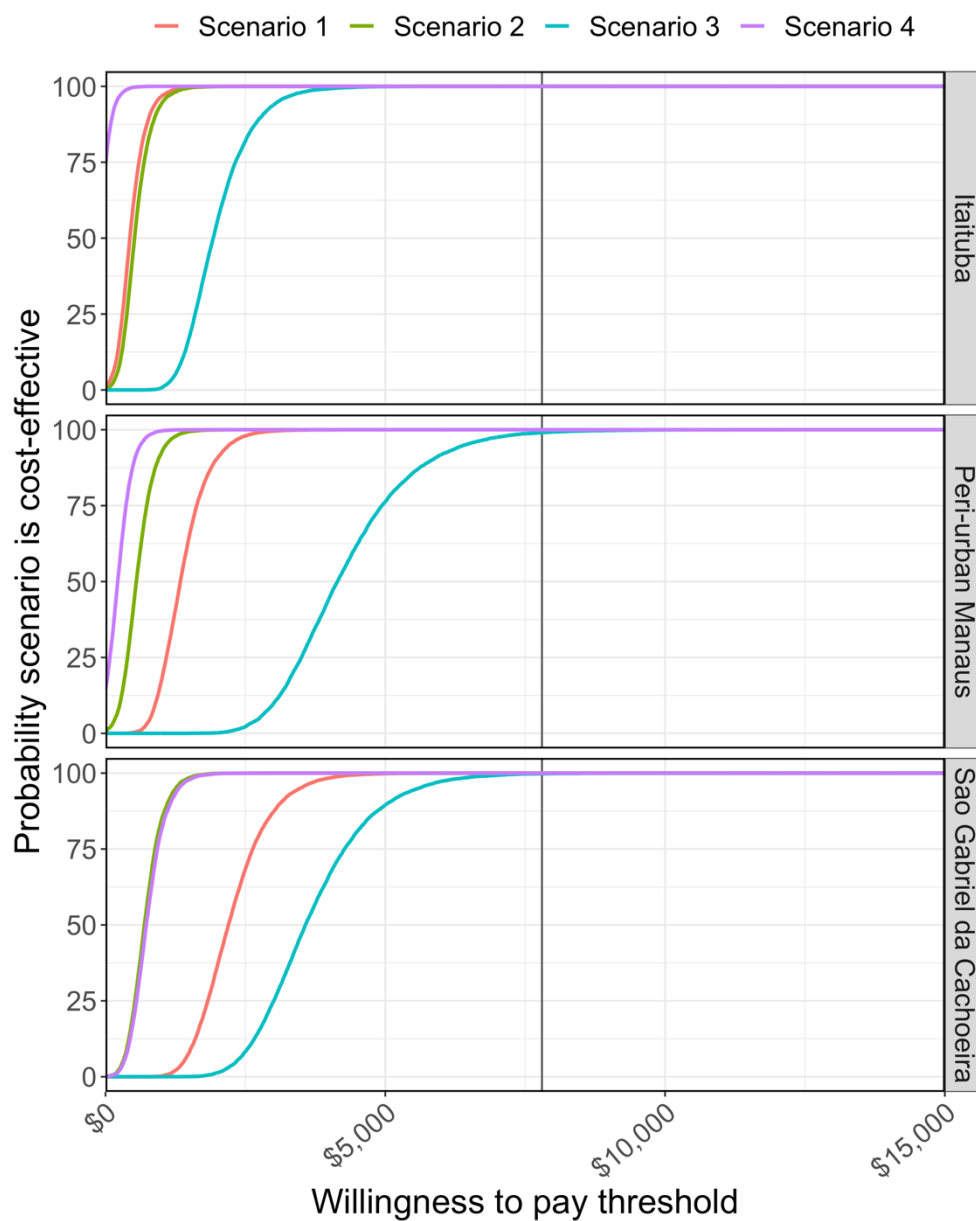
564

565 **Appendix 5.** Cost-effectiveness planes showing the incremental costs and disability-adjusted life years (DALYs)  
566 averted from 10,000 iterations in the probabilistic sensitivity analysis. All scenarios are compared to the baseline  
567 scenario for three municipalities. The base case analysis results are designated by a black triangle in each panel.



568  
569  
570  
571  
572  
573  
574  
575  
576  
577  
578  
579  
580  
581

582 **Appendix 6.** Cost-effectiveness acceptability curves for each tafenoquine scenario in three municipalities  
583 compared to the baseline scenario. The black vertical line represents the willingness-to-pay threshold  
584 (USD\$7,800).



585

586