

Evaluating the Risk of Conflict on Recent Ebola Outbreaks in Guinea and the Democratic Republic of the Congo

Gina E C Charnley^{1,2,3*}, Nathan Green⁴, Ilan Kelman^{3,5,6}, Espoir B Malembaka^{1,7}, Katy A M Gaythorpe^{2,8}

1. Bloomberg School of Public Health, Johns Hopkins University, Baltimore, United States
2. School of Public Health, Imperial College London, London, United Kingdom
3. Institute for Global Health, University College London, London, United Kingdom
4. Department of Statistical Science, University College London, London, United Kingdom
5. Institute for Disaster Risk Reduction, University College London, London, United Kingdom
6. University of Agder, Kristiansand, Norway
7. Centre for Tropical Diseases and Global Health (CTDGH), Université Catholique de Bukavu, Bukavu, The Democratic Republic of the Congo
8. MRC Centre for Global Infectious Disease Analysis, Imperial College London, London, United Kingdom

* Corresponding author

1 **Abstract**

2 *Background*

3 Reducing Ebola virus transmission relies on the ability to identify cases and limit contact with
4 infected bodily fluids through biosecurity, safe sex practices, safe burial and vaccination. Armed
5 conflicts can complicate outbreak detection and interventions due to widespread disruption to
6 governments and the populations. Guinea and the Democratic Republic of the Congo (DRC) have
7 historically reported the largest and the most recent Ebola virus outbreaks. Understanding if
8 conflict played a role in these outbreaks may help in identifying key risks factors to improve
9 disease control.

10 *Methods*

11 We used data from a range of publicly available data sources for both Ebola virus cases and
12 conflict events from 2018 to 2021 in Guinea and the DRC. We fitted these data to conditional
13 logistic regression models using the Self-Controlled Case Series methodology to evaluate the
14 magnitude in which conflict increased the risk of reported Ebola virus cases in terms of incidence
15 rate ratio. We re-ran the analysis sub-nationally, by conflict sub-event type and tested any lagged
16 effects.

17 *Results*

18 Conflict was significantly associated with an increased risk of reported Ebola virus cases in both
19 the DRC and Guinea in recent outbreaks. The effect was of a similar magnitude at 1.88- and 1.98-
20 times increased risk for the DRC and Guinea, respectively. The greatest effects (often higher than
21 the national values) were found in many conflict prone areas and during protest/riot-related conflict
22 events. Conflict was influential in terms of Ebola virus risk from 1 week following the event and
23 remained important by 10 weeks.

24 *Conclusion*

25 Extra vigilance is needed following protests and riot-related conflict events in terms of Ebola virus
26 transmission. These events are highly disruptive, in terms of access to transportation and
27 healthcare and are often in urban areas with high population densities. Additional public health
28 messaging around these types of conflict events, relating to the risks and clinical symptoms may

29 be helpful in reducing transmission. Future work should aim to further understand and quantify
30 conflict severity and intensity, to evaluate dose-response relationships in terms of disease risk.

31

32 **Keywords**

33 Ebola virus, Conflict, Outbreaks, Guinea, the Democratic Republic of the Congo

34

35 **Background**

36 Ebola is a virus belonging to the *Filoviridae* family and was first identified in 1976 in what are now
37 the Democratic Republic of the Congo (DRC) and South Sudan [1,2]. Ebola virus disease (EVD)
38 causes acute haemorrhagic fever, leading to mortality rates of ~50%, in the absence of any
39 specific treatment. The virus is spread through human-to-human transmission via contact with
40 infected body fluids and fomites, with an average incubation period of 8 to 10 days [3,4].

41

42 Since its discovery, there have been several EVD outbreaks (with sporadic cases in Europe and
43 North America) [5]. The worst recorded outbreaks, in terms of total cases and deaths, were the
44 2013-2016 West Africa outbreak, particularly in Sierra Leone, Liberia and Guinea and the 2018-
45 2020 outbreak in the DRC. The most recent EVD outbreaks have been reported in Uganda (*Sudan*
46 *Orthoebolavirus*), Guinea (*Zaire Orthoebolavirus*) and the DRC (*Zaire Orthoebolavirus*), all of
47 which occurred in 2021 and 2022 [6].

48

49 EVD control is achieved through identifying cases and interventions which reduce the risk of
50 contact with infected people, via biosecurity in EVD treatment centres, safe burial practices,
51 reducing sexual transmission [7], timely detection (via strategically positioned decentralized
52 laboratories) [8], contact tracing and post-mortem testing to identify EVD-related deaths, genomic
53 sequencing (to infer spatiotemporal transmission dynamics) [9,10], and more recently with the
54 rVSVΔG-ZEBOV-GP Ebola virus envelope glycoprotein vaccine and monoclonal antibody
55 therapeutics [11,12]. Conflict can impact these control measures, reducing the capacity to identify

56 and respond to outbreaks [13]. Furthermore, conflict can cause disruption to a range of basic
57 services including transport, healthcare and water, sanitation and hygiene (WASH) [14].

58

59 Targeted attacks on healthcare centres and workers are not limited to specific diseases or
60 geographic regions [15] and there have been several reported attacks on Ebola treatment centres,
61 creating fear and avoidance in accessing them [16]. To protect staff and patients, security forces
62 and military personnel are often required to carry out healthcare activities [10,15,17]. Additionally,
63 fear and mistrust can lead to further attacks, sabotage and disruption of healthcare facilities and
64 services. Distrust and dissatisfaction in the government, the military and international involvement
65 via non-governmental organisations (NGOs) has also reduced the willingness to follow public
66 health guidance and has increased vaccine hesitancy and misinformation [7,18].

67

68 In previous EVD outbreaks in the DRC and Guinea, conflict has been an ongoing issue to greater
69 or lesser extents [19,20]. The DRC is currently experiencing armed conflict, particularly but not
70 limited to the Kivu provinces. The conflict has been ongoing since the 1990s due to instability
71 within the region, with many armed groups currently active along with governments' involvement
72 [21,22]. Guinea has experienced conflict, albeit to a lesser extent than in the DRC, mainly due to
73 politically driven violence and demonstrations during post-election periods and excessive force by
74 security forces [23].

75

76 Due to Guinea and the DRC having both the largest recorded outbreaks and the most recent EVD
77 outbreaks [6], along with reported conflict, there is a need to further understand the mechanisms
78 and evaluate the up-to-date conflict-related risks for recent EVD resurgences. Additionally, it is
79 essential to understand the timing of conflict-related risks for EVD transmission and any lagged
80 effects. Increasing our understanding of the magnitude and timing of risks can help EVD response
81 planning and identify when extra surveillance may be needed.

82

83 Despite evidence showing possible links and effects of conflict on EVD, research to date is limited
84 on magnitude, timings and mechanisms through which conflict impacts the risk of EVD, particularly
85 qualitatively. Here, we use a methodology that has proved robust in evaluating the relationship
86 between disease and conflict in previous studies [24] to address the following research aims:

- 87 1. Evaluate the risk of conflict on reported EVD cases during the 2018 to 2020 outbreak in the
88 DRC and the 2021 outbreak in Guinea, both nationally and sub-nationally.
- 89 2. Evaluate if certain conflict types were more important than others in impacting EVD cases
90 and suggest mechanisms for any differences found.
- 91 3. Examine the timing of conflict-related risk on EVD, including lagged effects.

92

93 **Methods**

94 *Spatial Administrative Units*

95 Subnational administrative boundaries differ between Guinea and the DRC, Table 1 presents each
96 country's definitions of subnational regions.

97

98 **Table 1** Subnational administrative unit names for Guinea and the Democratic Republic of the
99 Congo (DRC).

Administrative Unit	Country	Name
1	Guinea	Region
1	DRC	Province
2	Guinea	Prefecture
2	DRC	Territory
3	Guinea	Sub-prefecture
3	DRC	Sector
4	Guinea	Settlement
4	DRC	Settlement

100

101

102 *Datasets*

103 For the DRC, EVD data were collated from the DRC Ministry of Health (MoH) mailing lists [25,26]
104 and from the Humanitarian Emergency Response Africa (HEMA) dataset [27]. The temporal scale
105 of the data was daily and ranged from 04 April 2018 to 11 July 2020 for the MoH data and 06
106 February 2021 to 14 April 2021 for the HEMA data. The spatial scale for the DRC data was to
107 administrative level 2 for the DRC MoH data and to administrative level 1 for the HEMA dataset
108 (Table 1), including new reported case and death counts. For Guinea, the data ranged from 14
109 February 2021 to 19 June 2021 and included new and cumulative daily case counts by
110 administrative level 1 (Table 1), extracted from the Government of Guinea situation reports [28].
111 For both the DRC and Guinea, temporal and spatial scales and ranges were chosen based on data
112 availability and all data which were available were utilized for the analysis.

113

114 Conflict data were exported from the Armed Conflict Location & Event Data Project's (ACLED,
115 Wisconsin, United States) data export tool [29]. ACLED was chosen over other data sources (e.g.,
116 Uppsala Data Conflict Program [30]), as it contained more detailed categorisation of conflict event
117 type, which were fundamental to the aims of this work. For each country, data were available from
118 1997 to the present, with each data entry point equating to a reported conflict. Conflicts were
119 reported on a daily scale to longitude and latitude (in degrees), and by administrative level 1, 2, 3
120 and 4 (Table 1). The data were categorised by conflict event type (riots, protest, battles,
121 explosions/remote violence, strategic developments and violence against civilians) and sub-event
122 type and provided information on number of conflict fatalities (definitions of the event types,
123 according to ACLED, are provided in Additional file 1).

124

125 Due to the granularity of the different datasets and for compatibility with the model (a single
126 number was needed to define the time of each EVD case/conflict, see Model Structure and Fitting
127 and Additional file 2), the temporal scale was set to continuous weeks from 01 January 2018 to 30
128 June 2021 (183 continuous weeks). Week number was not restarted at the beginning of the

129 calendar year, to account for outbreaks/conflict which endured over a December to January period.
130 Administrative level 1 for Guinea and administrative level 2 for the DRC were selected as the
131 spatial granularity for model fitting (Table 1), due to data availability and discrepancies in finer
132 scale location names among datasets. Weeks rather than continuous days were chosen, due to
133 the potential for reporting lags in both the EVD and conflict datasets and due to the incubation
134 period of Ebola virus (>1 week).

135

136 *Model Structure and Fitting*

137 We used the Self-Controlled Case Series (SCCS) methodology which investigates the association
138 between an exposure and an outcome event. The method aims to estimate the effect by
139 comparing the relative incidence of the adverse events (EVD case) within an exposure period of
140 hypothesised excess risk (conflict), compared to all other times (peace, according to the dataset
141 used). The method is a case only method, meaning cases are the only subjects used to test the
142 hypothesised effect. The method has the advantage of not needing separate controls (e.g., those
143 not infected), by automatically controlling for fixed confounders that remain constant over the
144 observational period. Cases are treated as individuals and then stratified in the modelling approach
145 to control for the confounders [31]. The method uses conditional logistic regression (R function
146 `clogit()`, package “survival” [32]) to estimate the effect of an exposure (conflict event) on an
147 outcome event (EVD case, either suspected or confirmed), compared to all other times (peace) in
148 an observation period (0-183 weeks). Maximum likelihood estimations were used, based on an
149 assumed Poisson probability distribution [33,34]. All models were fit using R Studio with R version
150 4.3.0.

151

152 Both the exposure and event were transformed to binary outcomes, either being reported in the
153 data in a specific week and administrative unit (1), or not (0), assuming that if a conflict or EVD
154 case occurred, then it would have been correctly identified and reported. For conflict, the definition
155 of a conflict event was the same for both countries. As the method is case-only, both a conflict

156 event and EVD case had to be reported in the same administrative level (administrative unit 1 for
157 Guinea and administrative unit 2 for the DRC, see Table 1) to be included.

158

159 To control for the fixed confounders, each exposure and event (in the same administrative unit)
160 was allocated a unique number and used as a stratified term in the model. The event was then
161 assigned a pre-exposure (start of observation period to exposure), exposure (exposure week) and
162 post-exposure (exposure to end of observation period) period (see Additional file 2 for fitted data
163 setup). The intervals between the three periods were logarithmically transformed and used as an
164 offset term in the model. Offsetting the interval accounts for the possibility that a longer interval
165 would result in a greater opportunity for the event (EVD case) to occur by chance, not due to its
166 association with conflict (or peace).

167

168 The outcome event data consist of values n_{ijk} , which take the values 1 or 0 corresponding
169 respectively to whether an EVD case was reported or not, for individual $i = 1, \dots, N$, in the j th week,
170 $j = 1, \dots, J$, with conflict exposure $k = 1, 2$, corresponding to peace or conflict. The length of time
171 spent in a particular interval ijk is given by e_{ijk} . The likelihood, L , is a function of β_k which are the
172 coefficients for conflict state k , and α_j the coefficients for week j . The total likelihood is given by the
173 following,

174

$$175 \quad L = \prod_{i=1}^N \prod_{j=1, \dots, J; k=1, 2} \left(\frac{\exp(\alpha_j + \beta_k) e_{ijk}}{\sum_{j,k} \exp(\alpha_j + \beta_k) e_{ijk}} \right)^{n_{ijk}} .$$

176

177 In standard survival analysis, e_{ijk} can be thought of as an offset term. Notice that non-time varying
178 coefficients would drop-out of this self-controlled model. This is equivalent to a product multinomial
179 likelihood. Hence, $\exp(\beta_2 - \beta_1)$ is the relative incidence for conflict, controlling for time ($\beta_0 = \text{peace}$,
180 based on the assumption that peace has no effect on EVD cases).

181

182 The model outcome variable was a log rate ratio, which was then exponentially transformed to
183 incidence rate ratio (IRR), with a 95% confidence interval. IRR is the ratio of the incidence rates for
184 individuals in a population during times of conflict exposure compared to times of peace (according
185 to the dataset). The incidence rate is the rate at which incidence increases or decreases in a
186 specific person-time (administrative level-week). IRR values of 1 indicate similar incidence rates in
187 the conflict exposure period compared to the non-conflict exposure period, whereas an $IRR > 1$
188 suggests an increased risk and $IRR < 1$ indicates a decreased risk. Therefore, IRR quantifies the
189 magnitude of the association in which conflict increased/decreased the risk of EVD transmission.
190 IRR values were considered statistically significant at $p < 0.05$.

191

192 *By Sub-National Unit, Event Type and Lag*

193 The model was fit several times to evaluate the different research questions above, either by sub-
194 setting the data, or altering the way in which the exposure period was defined. The datasets were
195 subset by the sub-national administrative level of the fitted data (see *Datasets* and Table 1) and
196 the analysis repeated, to understand if certain geographic regions saw a greater magnitude of
197 effect between Ebola and conflict. Similarly, conflict sub-event type (and conflict event type, results
198 in Additional file 3) was also subset and the analysis repeated, to evaluate if certain types of
199 conflict had a greater effect on EVD reported cases. Conflict event sub-type was chosen for the
200 main analysis, rather than event type, as the event type names are generally more ambiguous and
201 less descriptive, making the interpretation of the results more challenging.

202

203 The impact of lag was explored, based on the assumption that the effect of a conflict event on EVD
204 cases may not be immediate (EVD's incubation period is 8-10 days [3]) and may be long-lasting.
205 Different exposure periods were tested, extending the period from 1 week following the conflict to
206 2, 4, 6, 8 and 10 weeks following the exposure, moving beyond previous work on EVD that tested
207 the effect of conflict to 4 weeks [18]. However, a longer exposure period may result in a diluting
208 effect due to a greater chance of an event (EVD case) being reported in an exposure period

209 (conflict). To account for this, we tested the effect of a single week, 2, 4, 6, 8 and 10 weeks
210 following the week the exposure was reported, rather than extending the exposure period.

211

212 *Quantifying conflict severity and proximity*

213 To explore mechanisms through which the most impactful types of conflict (battles, protests and
214 riots) may impact EVD transmission, we quantified conflict severity using two metrics. First, we
215 presented conflict fatalities as a metric of severity (higher mortality = more severe conflict), both in
216 terms of raw numbers for each country and conflict event type and as a proportion of total conflict
217 fatalities. Second, we measured the proximity of all battles, protests and riots to major cities by the
218 shortest distance between the coordinates of the conflict and the city (measured in longitude and
219 latitude as degrees) in both the DRC [35] and Guinea [36]. We then compared the difference
220 between the average distance for each conflict event type, to the total average distance for all
221 event types, over the observation period of 2018 to 2022. The distance was measured using the
222 Haversine method, which assumes a spherical earth, ignoring ellipsoidal effects (R functions
223 `distHaversine()` and `dism()`, package “geosphere” [37]). We hypothesised that conflict types which
224 more often occurred near more people (e.g., closer to major cities), would be more severe, and
225 therefore have a bigger effect on disease transmission.

226

227 **Results**

228 *Datasets*

229 During the observation period, there were 12,237 EVD cases reported in 94 weeks (out of 183
230 weeks in the observation period) across 14 administrative 2 units for the DRC (all in Nord-Kivu,
231 Sud-Kivu, Ituri and Équateur). For Guinea, there were 18 weeks (out of 183) which reported 1,797
232 EVD cases in two administrative 1 units (N’Zérékoré and Conakry). These cases corresponded to
233 168 (DRC) and 86 (Guinea) weeks of reported conflict exposure in the dataset during the
234 observation period for the same corresponding administrative levels as the reported EVD cases. In

235 the DRC, most EVD cases were reported in late 2018 to late 2019, while for Guinea, most cases
 236 were reported in 2021 (see Fig. 1).

237

238 **Fig. 1** Weeks which reported **A**, Ebola virus disease (EVD) cases and **B**, conflict exposure for the
 239 Democratic Republic of the Congo (DRC) and Guinea (GUI).

240

241 In the DRC, EVD cases for the 2018-2020 outbreak were commonly reported in areas of high
 242 conflict frequency, namely the Kivu provinces. Similar results were found for Guinea, with all EVD
 243 cases being reported in the two regions that reported the highest conflict event frequency (Conakry
 244 and N'Zérékoré), but with overall lower levels of reported conflict compared to the DRC. The most
 245 frequent conflict sub-event types (event types) in the fitted data varied by country. For the DRC,
 246 these included armed clashes (battles), attacks (violence against civilians) and peaceful protests
 247 (protests). In Guinea, the most reported conflict sub-event types (event types) were violent
 248 demonstrations (riots), peaceful protests (protests) and mob violence (riots) (Table 2).

249

250 **Table 2** Frequency of conflict event types & sub-event types in the data fitted to the model for the
 251 Democratic Republic of the Congo (DRC) and Guinea.

Country	Event Type	Sub-Event Type	Frequency
Guinea	Riots	Violent demonstration	108
DRC	Battles	Armed clash	106
DRC	Violence against civilians	Attack	74
Guinea	Protests	Peaceful protest	72
Guinea	Riots	Mob violence	27
Guinea	Violence against civilians	Attack	27
DRC	Protests	Peaceful protest	22
Guinea	Protests	Protest with intervention	20
DRC	Violence against civilians	Abduction/forced disappearance	15
Guinea	Battles	Armed clash	11

Guinea	Strategic developments	Looting/property destruction	11
DRC	Strategic developments	Looting/property destruction	8
Guinea	Strategic developments	Arrests	6
DRC	Battles	Government regains territory	6
DRC	Protests	Protest with intervention	6
DRC	Riots	Mob violence	6
Guinea	Protests	Excessive force against protesters	5
DRC	Riots	Violent demonstration	5
DRC	Strategic developments	Change to group/activity	4
DRC	Strategic developments	Agreement	3
DRC	Strategic developments	Arrests	3
DRC	Violence against civilians	Sexual violence	3
Guinea	Strategic developments	Other	2
DRC	Battles	Non-state actor overtakes territory	2
DRC	Strategic developments	Headquarters or base established	2
Guinea	Strategic developments	Disrupted weapons use	1
Guinea	Violence against civilians	Abduction/forced disappearance	1
Guinea	Violence against civilians	Sexual violence	1
DRC	Explosions/Remote violence	Remote explosive/landmine/IED	1
DRC	Protests	Excessive force against protesters	1
DRC	Strategic developments	Disrupted weapons use	1
DRC	Strategic developments	Non-violent transfer of territory	1
DRC	Strategic developments	Other	1

252

253

254 *Model Output*

255 Conflict was significantly associated with an increased risk of reported EVD cases in both the DRC

256 and Guinea between 2018 and 2021. The magnitude of effect was similar for both countries, with

257 conflict increasing the risk of EVD by 1.88 (1.76-2.02 95%Confidence Interval (CI)) times in the
258 DRC, and 1.98 (1.11-3.51 95%CI) times in Guinea.

259

260 *By Sub-National Unit*

261 The effect of conflict on EVD varied sub-nationally in terms of magnitude and uncertainty (Fig. 2).

262 In the first week of the reported conflict exposure, the administrative units with the highest reported

263 effect were Mbandaka (Équateur, DRC), Mwenga (Sud-Kivu, DRC), Goma (Nord-Kivu, DRC),

264 Butembo (Nord-Kivu, DRC) and N'Zérékoré (Guinea) with IRR values of 4.26 (0.58-31.2 95%CI),

265 2.49 (1.87-3.31 95%CI), 2.19 (1.69-2.83 95%CI), 2.12 (1.76-2.57 95%CI) and 2.06 (1.13-3.77

266 95%CI), respectively. Some areas did not present significant results, often having higher

267 uncertainty, including Aru, Bolomba, Ingende, Mbandaka in the DRC and Conakry in Guinea.

268

269 **Fig. 2** Incidence rate ratio (IRR) for the effect of conflict event exposure on EVD cases for the

270 Democratic Republic of the Congo (DRC) and Guinea (GUI) during the week the conflict was

271 reported at sub-national administrative unit.

272

273 *By Event Type*

274 The greatest impact for conflict event sub-type was armed clashes in Guinea (IRR = 3.45, 0.80-

275 14.8 95%CI) (Fig. 3); however, this was not statistically significant, along with 12 other conflict sub-

276 types in Guinea (abduction/forced disappearances, arrests, attacks, change to group/activity,

277 disrupted weapons use, excessive force against protesters, looting/property destruction, mob

278 violence, other, peaceful protests, protests with intervention and sexual violence). Violent

279 demonstrations had the greatest significant impact on EVD cases in Guinea causing a 2.38 (1.04-

280 5.41 95%CI) times increased risk of EVD.

281

282 Only three conflict event sub-types were not significantly associated with EVD incidence in the

283 DRC: air/drone strikes, disrupted weapons use and headquarters or base establishments (mainly

284 due to very small sample sizes). For the conflict sub-types that did have a significant effect,
285 shelling/artillery/missile attack had the biggest effect on EVD cases at 3.44 (1.27-9.3195%CI) times
286 increased risk, followed by peaceful protests (IRR = 3.11, 2.66-3.64 95%CI), excessive force
287 against protesters (2.83, 1.60-5.03 95%CI), looting/property destruction (2.69, 2.18-3.31 95%CI),
288 protests with interventions (2.68, 2.05-3.52 95%CI) and violent demonstrations (2.58, 2.00-3.34
289 95%CI) (Fig. 3). For the results regarding conflict event type (rather than sub-event types), see
290 Additional file 3.

291

292 **Fig. 3** Incidence rate ratio (IRR) for the effect of conflict event exposure on EVD cases for the
293 Democratic Republic of the Congo (DRC) and Guinea (GUI) during the week the conflict was
294 reported by conflict sub-event type.

295

296 *By Lag*

297 All lag periods were found to be statistically significant for both countries. Extending the lag periods
298 caused the effect of conflict on EVD cases to be almost eliminated (IRR = 1) by 10 weeks in the
299 DRC, with an IRR of 1.05 (1.02-1.09 95%CI). In Guinea, the risk of EVD cases decreased to 1.41
300 (0.99-2.01 95%CI) times at 4 weeks and then increased to 1.72 (1.38-2.14, 95%CI) by 10 weeks.
301 The uncertainty was far greater in Guinea with slightly less significant results (according to p
302 values) compared to the DRC (see Fig. 4).

303

304 **Fig. 4** Incidence rate ratio (IRR) for the effect of conflict event exposure on EVD cases for the
305 Democratic Republic of the Congo (DRC) and Guinea (GUI) from the week the conflict was
306 reported to 10 weeks following the exposure, by extending the exposure periods.

307

308 The lagged exposure periods for a single week 2, 4, 6, 8 and 10 weeks following the exposure
309 resulted in conflict having a greater and more statistically significant (according to p values) impact
310 on EVD cases (Fig. 5), compared to extending the periods (from 1 week to 10 weeks). All lag
311 periods saw an increased risk from week 1 to week 10, with Guinea having a greater effect

312 (although with wider ranging uncertainty), potentially due to the increase already found in Guinea
313 at week 4 with the extended exposure periods (Fig. 4). The risk of EVD cases increased from 1.88
314 (1.76-2.02 95%CI) to 1.96 (1.83-2.10 95%CI) times in the DRC and from 1.96 (1.11-3.51 95%CI) to
315 3.30 (2.12-5.13 95%CI) times in Guinea by the 10th week following the event.

316

317 **Fig. 5** Incidence rate ratio (IRR) for the effect of conflict event exposure on EVD cases for the
318 Democratic Republic of the Congo (DRC) and Guinea (GUI) from the week the conflict was
319 reported to the 10th week following the conflict report, as a single week.

320

321 *Quantifying conflict severity and proximity*

322 Table 3 shows the full results for the conflict fatalities and proximity analysis for each of the three
323 most significant event types (battles, riots and protests). In the DRC, battles caused 56% of all
324 conflict fatalities in the fitted data here (n = 7,900), compared to 0.19% (n = 27) and 3.06% (n =
325 430) for protests and riots, respectively. In Guinea, 64% (n = 189) of conflict fatalities were caused
326 by riots, followed by 17.2% (n = 51) in battles and 7.12% (n = 21) in protests.

327

328 On average, over the four-year period, battles were further away from major cities in both
329 countries, followed by protests and riots in the DRC and riots and then protests in Guinea (for
330 maps, see Additional file 4: Fig. S2). Compared to the average distance between all conflict events
331 and major settlements, battles were 6.33km further away in the DRC and 17.2km further away in
332 Guinea. In the DRC, protests were 2.99km closer and riots 3.33km closer, compared to the
333 average distance. For Guinea, protests and riots were 11.4km and 5.73km closer, respectively.

334

335 **Table 3** Battles, riots and protests in terms of EVD risks by number of conflict fatalities, the
336 percentage of total fatalities and the difference in average proximity from conflict events to major
337 settlements (event type average distance minus all conflicts average distance) for the full four-year
338 observation period for each country.

Country	Event Type	Fatalities Frequency	Fatality Percentage	Difference in proximity
DRC	Battles	7,900	56.2%	6.33km
DRC	Riots	430	3.05%	-3.33km
DRC	Protests	27	0.19%	-2.99km
Guinea	Battles	51	17.3%	17.2km
Guinea	Riots	189	64.1%	-5.73km
Guinea	Protests	21	7.11%	-11.4km

339

340 Discussion

341 During recent EVD outbreaks in 2018 to 2021, we quantified the risk of conflict event exposure and
342 found an increased risk at a national level by a similar magnitude in the DRC and Guinea, at 1.88
343 and 1.98 times, respectively. The uncertainty in the IRR values for Guinea throughout all the
344 analyses was much wider than the DRC. In the distribution of the exposures and events data fit to
345 the model, there was overlap with areas of high reported conflict and EVD case frequency. Several
346 of the regions/territories analysed had higher IRR values than the national risk: Mbandaka,
347 Mwenga, Goma, Butembo (all in the DRC) and N'Zérékoré (in Guinea), which ranged from 2.06 to
348 4.26.

349

350 We evaluated if certain types of conflict may be more impactful than others, to contribute to our
351 understanding of how conflict can change disease risk. The conflict sub-event types with the
352 greatest impacts in terms of EVD risk were armed clashes in Guinea and shelling/artillery/missile
353 attack in the DRC. However, both armed clashes and shelling/artillery/missile attacks had the
354 largest uncertainty. Violent demonstrations had the strongest and most significant impact in
355 Guinea, while in the DRC, peaceful protests, excessive force against protesters, looting/property
356 destruction, protests with interventions and violent demonstrations had the largest, most significant
357 impact, with little uncertainty.

358

359 The cornerstone of EVD control is through identifying cases and reducing contact with infected
360 bodily fluids (and vaccination) [8,10]. Conflict can impact these control measures in multiple ways.
361 In previous EVD outbreaks, weak health systems (due to access, supplies, safety of staff and
362 patients and fear), complex socio-cultural and political environments (creating mistrust in
363 governments and NGOs) and ineffective messaging and community engagement have all created
364 problems in EVD response [20,38]. Additionally, there have been difficulties in administering EVD
365 vaccines due to damaged transportation and infrastructure, although continued efforts aim to reach
366 those most at risk [11,16,39]. Conflict and EVD can create a positive feedback loop, and it has
367 been previously observed that conflict increases more during EVD outbreaks compared to controls
368 [18,19]. A suggested explanation is that EVD outbreaks may further destabilise fragile regions and
369 fuel conflicts. For example, mistrust increased in the DRC during the 2018-2019 EVD outbreak due
370 to the government's decision to ban populations in the affected provinces from participating in the
371 presidential election [18,19].

372

373 A potential explanation for the large number of protest-related impacts on EVD cases found here,
374 may be due to these events being more disruptive to a greater number of people. Protests rely on
375 large congregations of people, increasing contact among individuals and therefore fueling EVD
376 transmission. Furthermore, protests and demonstrations may be more likely to impact
377 transportation, education and healthcare, due to the widespread disruption they can cause in
378 dense urban areas [40,41]. Disruption of healthcare and transportation may be particularly
379 damaging in controlling EVD, as it could complicate contact tracing and delay testing, diagnosis
380 and treatment. Further evidence for this explanation may be that within these very impactful sub-
381 events, looting/property destruction was also found highly impactful and important, which is often
382 the product of protests and demonstrations and results in damage to healthcare infrastructure and
383 supplies.

384

385 During 2018 to 2021, battles were the furthest away from major settlements in both countries,
386 compared to protests and riots. Proximity may impact the effect of the conflict on the population,

387 both in terms of the number of people affected and the magnitude of the effect. Proximity may also
388 add further evidence to the above hypothesis that protests and demonstrations, although
389 potentially less violent, may be more impactful than battles and armed clashes. Battles (in terms of
390 the ACLED's definition [29]) are more likely to be fought on pre-defined battle "grounds", which are
391 less likely to be close to settlements. Alternatively, these settlements, including their healthcare
392 and testing facilities are quickly displaced and abandoned following the onset of conflict due to the
393 immediate threat to life [42]. The absence of testing facilities may result in cases not being
394 identified and reported, therefore making battles appear less impactful to EVD transmission.

395

396 A potential explanation for why remote violence/explosions and battles were very impactful but
397 often with higher uncertainty is that these types of conflict occurred less frequently, but when they
398 did, they had a very large impact on EVD cases. The fewer events therefore resulted in the large
399 uncertainty and more data (if available) may help to understand if the larger impact of these conflict
400 types is consistent through time. Additionally, peoples' behaviour and risks must be considered
401 during more "extreme" forms of violence such as battles and explosions, compared to protests and
402 demonstrations. Violent conflict may have a very large initial impact (accounting for the high IRR
403 values), but then the risk stabilises in the area as civilians take precautions (e.g., displacement) to
404 protect their life [43].

405

406 Alternatively, there is the potential for more violent forms of conflict (such as battles and
407 explosions) to decrease the risk of EVD. People may be more likely to stay at home during these
408 events or be subject to curfews and not mix in public spaces, decreasing their exposure to the
409 pathogen [44]. Furthermore, severe conflict may be more fatal (of both civilians and combatants),
410 reducing the susceptible pool for EVD cases. More work is needed to understand how to quantify
411 conflict severity for scientific research purposes, which could be used to identify dose-response
412 relationships with disease, while still considering that conflicts impact individuals differently in terms
413 of disruption and severity.

414

415 When extending the exposure periods, the effect of conflict on EVD cases was almost eliminated
416 by 10 weeks in the DRC, while in Guinea, the risk of EVD cases decreased to 4 weeks and then
417 increased by 10 weeks. However, it appears that extending the lag periods may have been diluting
418 the effect of conflict on EVD cases, as changing the lag periods to a single week made all the lag
419 periods for both countries more significant and impactful. These results track with previous
420 research which found synchronicity and correlation between the reporting of EVD cases and
421 conflict in the DRC and suggest that the effect of conflict may be long-lasting [11,19].

422
423 The results show that conflict is still highly influential multiple months following the event, and in
424 some instances, conflict had a greater and more significant effect on EVD with time. A potential
425 explanation may be due to the disruption caused by the conflict event having a cumulative effect.
426 Previous findings suggest that conflict lengthens the EVD treatment process, e.g., longer times to
427 detection, isolation, treatment and vaccination, creating a lasting effect and prolonging outbreaks
428 [18]. Therefore, time would be needed for EVD cases to increase and be reported, after elevated
429 transmission.

430
431 There are several limitations to the datasets used here, the first being the assumption that if EVD
432 or conflict occurs, it is correctly identified (e.g., confirmed and suspected EVD cases were
433 included) and reported on the correct day with no delay, where the transmission event/symptom
434 onset occurred. These assumptions are unlikely, as EVD cases may be missed if cases never
435 seek formal medical assistance or are in hard-to-reach areas. Furthermore, the categorisation of
436 conflict events is subjective (category definitions were included in Additional file 1) and several
437 categories are ambiguous. Data availability was limited and sub-setting the data (by sub-national
438 unit or conflict sub-event type) led to small sample sizes in some instances, resulting in wide
439 uncertainty, statistical insignificance or the models not being able to fit, particularly in Guinea.
440 However, generally the findings were replicated in both countries, in terms of sub-event type, the
441 effects of lag and geographic distribution of risk.

442

443 The methodology accounts for confounders by fixing them across the administrative unit. It is not
444 as effective across multiple administrative units. Sub-national units are different geographical
445 sizes, with different population sizes and risk factors. Therefore, comparing different
446 regions/territories can create misleading results. Additionally, the use of vaccination during these
447 more recent outbreaks [45,46], makes comparison to previous work challenging. While data on
448 Ebola vaccination are available, the use of ring vaccination makes it difficult to incorporate
449 vaccination data into the model used here (as a binary outcome) [38,46]. For example, the sub-
450 national region with the largest IRR here was Équateur, part of the DRC which has received
451 relatively little vaccination, compared to the eastern provinces [38].

452

453 **Conclusions**

454 The research presented here highlights the increased risk that conflict has had on EVD cases in
455 the DRC and Guinea in recent resurgences. The risks of conflict on EVD was spatially
456 heterogenous and appears to last for several months and may be longer-lasting. Protests and riot-
457 related conflict event types were highly influential, potentially being more disruptive to more people,
458 compared to more violent forms of conflict e.g., battles. More research to understand how best to
459 quantify conflict severity and intensity could provide further evidence for these mechanisms.

460

461 Extra vigilance is needed following protest- and riot-related conflict events for EVD transmission.
462 Continued efforts are needed to try and account for the long-term effect of conflict on EVD and
463 other infectious diseases. Effective public health messaging and scaling up testing in urban areas
464 may help to mitigate these risks, including information on how to reduce transmission in dense
465 urban areas and early clinical symptoms to be aware of. Ebola treatment centres should be
466 prepared for an increase in cases following conflict events for multiple months, with sufficient
467 vaccination stocks made available to areas most at risk.

468

469 **List of abbreviations**

470 ACLED - Armed Conflict Location & Event Data Project

471 CI – Confidence Interval
472 DRC – Democratic Republic of the Congo
473 EVD – Ebola Virus Disease
474 GUI – Guinea
475 HEMA - Humanitarian Emergency Response Africa
476 IRR – Incidence Rate Ratio
477 MoH – Ministry of Health
478 NGOs – Non-Governmental Organisations
479 SCCS – Self-Controlled Case Series
480 WASH – Water, Sanitation and Hygiene

481

482 **Declarations**

483 *Ethics approval and consent to participate*

484 Although the work presented here uses human data, all the data used are from public available
485 data sources, which are none identifiable and therefore ethical approval was waived for this
486 analysis.

487

488 *Consent for publication*

489 Not applicable

490

491 *Availability of data and materials*

492 The datasets analysed during this study are all publicly available and references throughout the
493 manuscript. Further code related to the methods and data visualization here are available at:
494 https://github.com/GinaCharnley/ebola_conflict

495

496 *Competing interests*

497 The authors declare that they have no competing interests.

498

499 *Funding*

500 The work presented here received no specific funding, however we acknowledge joint Centre
501 funding from the UK Medical Research Council and Department for International Development
502 [MR/R0156600/1]. The funder played no role in the design of the study and collection of data, the
503 analysis, and interpretation of data and in writing the manuscript.

504

505 *Authors' contributions*

506 GECC conceptualised and designed the study, collated the data sources, analysed the data, wrote
507 the manuscript and incorporated feedback. IK contributed to interpreting the findings, provided
508 expertise on conflicts and global health and revised several drafts of the manuscript. NG provided
509 statistical expertise on the methodology, assisted in writing the manuscript, analysing the data and
510 revised several drafts. EBM contributed to interpreting the findings, provided expertise on conflicts
511 and Ebola in the DRC and revised several drafts of the manuscript. KAMG co-conceptualised and
512 designed the study, provided data sources, provided expertise on epidemiological methods,
513 contributed to interpreting the findings and revised several drafts of the manuscript. All authors
514 read and approved the final manuscript.

515

516 *Acknowledgements*

517 We would like to acknowledge and thank those working in the field who collected and collated the
518 data sources used here, namely the Ministère de la Santé Publique de la République
519 Démocratique du Congo and Ministère de la Santé et de l'Hygiène Publique de Guinée.
520 Additionally, we would like to thank Sophie Meakin for collating the situation reports used in some
521 of the DRC data used here.

522

523 **References**

524 1. Pattyn SW, Jacob W, Van der Groen G, Piot P, Courteille G. Isolation of Marburg-like virus
525 from a case of haemorrhagic fever in Zaire. *Lancet*. 1977:573-4.

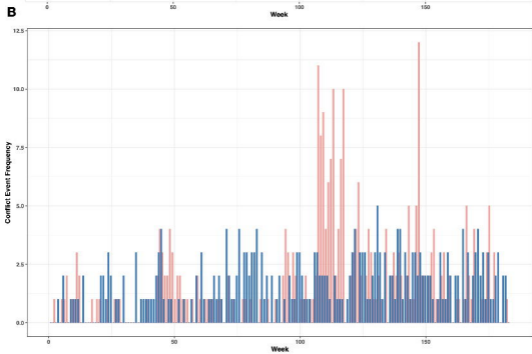
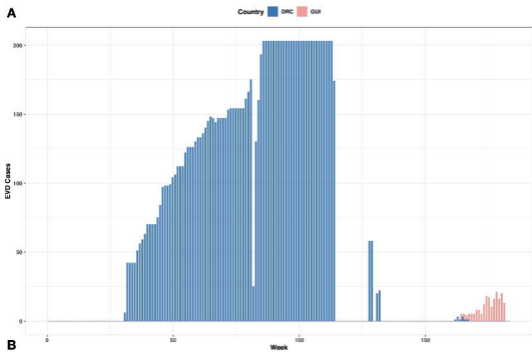
- 526 2. Bowen ET, Platt GS, Lloyd G, Baskerville A, Harris WJ, Vella EE. Viral haemorrhagic fever
527 in southern Sudan and northern Zaire. Preliminary studies on the aetiological agent. *Lancet*.
528 1977;571-3.
- 529 3. Jacob ST, Crozier I, Fischer WA, Hewlett A, Kraft CS, Vega MA, et al. Ebola virus disease.
530 *Nat. Rev. Dis. Primers*. 2020 Feb 20;6(1):13.
- 531 4. World Health Organization. Ebola virus disease. [https://www.who.int/news-room/fact-](https://www.who.int/news-room/fact-sheets/detail/ebola-virus-disease)
532 [sheets/detail/ebola-virus-disease](https://www.who.int/news-room/fact-sheets/detail/ebola-virus-disease) (2021).
- 533 5. Pourrut X, Kumulungui B, Wittmann T, Moussavou G, Délicat A, Yaba P, et al. The natural
534 history of Ebola virus in Africa. *Microbes Infect*. 2005;7(7-8):1005-14.
- 535 6. Centres for Disease Control and Prevention (CDC). History of Ebola Disease Outbreaks.
536 <https://www.cdc.gov/vhf/ebola/history/chronology.html> (2022)
- 537 7. Adepoju P. Lessons from Ebola as DRC grapples with conflict, measles, and covid-19. *BMJ*.
538 2020 Jul 21;370.
- 539 8. Mukadi-Bamuleka D, Mambu-Mbika F, De Weggheleire A, Edidi-Atani F, Bulabula-Penge J,
540 Mfumu MMK, et al. Efficiency of Field Laboratories for Ebola Virus Disease Outbreak during
541 Chronic Insecurity, Eastern Democratic Republic of the Congo, 2018-2020. *Emerg. Infect.*
542 *Dis*. 2023;29(1):1-9.
- 543 9. Kinganda-Lusamaki E, Black A, Mukadi DB, Hadfield J, Mbala-Kingebeni P, Pratt CB, et al.
544 Integration of genomic sequencing into the response to the Ebola virus outbreak in Nord
545 Kivu, Democratic Republic of the Congo. *Nat. Med*. 2021;27(4):710-716.
- 546 10. Mukadi-Bamuleka D, Sanogo YO, Bulabula-Penge J, Morales-Betoulle ME, Fillon P,
547 Woodruff P, et al. RDT Working Group. Postmortem Surveillance for Ebola Virus Using
548 OraQuick Ebola Rapid Diagnostic Tests, Eastern Democratic Republic of the Congo, 2019-
549 2020. *Emerg. Infect. Dis*. 2022;28(2):420-424.
- 550 11. Wells CR, Pandey A, Ndeffo Mbah ML, Gaüzère BA, Malvy D, Singer BH, et al. The
551 exacerbation of Ebola outbreaks by conflict in the Democratic Republic of the Congo. *PNAS*.
552 2019;116(48):24366-72.

- 553 12. Mbala-Kingebeni P, Aziza A, Di Paola N, Wiley MR, Makiala-Mandanda S, Caviness K, et
554 al. Medical countermeasures during the 2018 Ebola virus disease outbreak in the North Kivu
555 and Ituri Provinces of the Democratic Republic of the Congo: a rapid genomic assessment.
556 *Lancet Infect. Dis.* 2019;19(6):648-657.
- 557 13. Wise PH, Barry M. Civil war & the global threat of pandemics. *Daedalus.* 2017;146(4):71-84.
- 558 14. Gonzalez-Torres A, Esposito E. Epidemics and conflict: Evidence from the Ebola outbreak
559 in Western Africa. Available at SSRN 3544606. 2016.
- 560 15. van Stekelenburg BC, De Cauwer H, Barten DG, Mortelmans LJ. Attacks on health care
561 workers in historical pandemics and COVID-19. *Disaster Med. Public Health Prep.*
562 2023;17:e309.
- 563 16. Oppenheim B, Lidow N, Ayscue P, Saylor K, Mbala P, Kumakamba C, et al. Knowledge
564 and beliefs about Ebola virus in a conflict-affected area: Early evidence from the North Kivu
565 outbreak. *J. Glob. Health.* 2019 Dec;9(2).
- 566 17. Mukadi-Bamuleka D, Nkuba-Ndaye A, Mbala-Kingebeni P, Ahuka-Mundeke S, Muyembe-
567 Tamfum JJ. Impact of ebola epidemics on the daily operation of existing systems in eastern
568 Democratic Republic of the Congo: A brief review. *J Med Econ.* 2024:1-5.
- 569 18. Vinck P, Pham PN, Bindu KK, Bedford J, Nilles EJ. Institutional trust and misinformation in
570 the response to the 2018–19 Ebola outbreak in North Kivu, DR Congo: a population-based
571 survey. *Lancet Infect. Dis.* 2019;19(5):529-36.
- 572 19. Kraemer MU, Pigott DM, Hill SC, Vanderslott S, Reiner RC, Stasse S, et al. Dynamics of
573 conflict during the Ebola outbreak in the Democratic Republic of the Congo 2018–2019.
574 *BMC Med.* 2020;18(1):1-0.
- 575 20. McPake B, Witter S, Ssali S, Wurie H, Namakula J, Ssengooba F. Ebola in the context of
576 conflict affected states and health systems: case studies of Northern Uganda and Sierra
577 Leone. *Confl. Health.* 2015;9(1):1-9.
- 578 21. Global Conflict Tracker. Instability in the Democratic Republic of Congo.
579 <https://www.cfr.org/global-conflict-tracker/conflict/violence-democratic-republic-congo>
580 (2023).

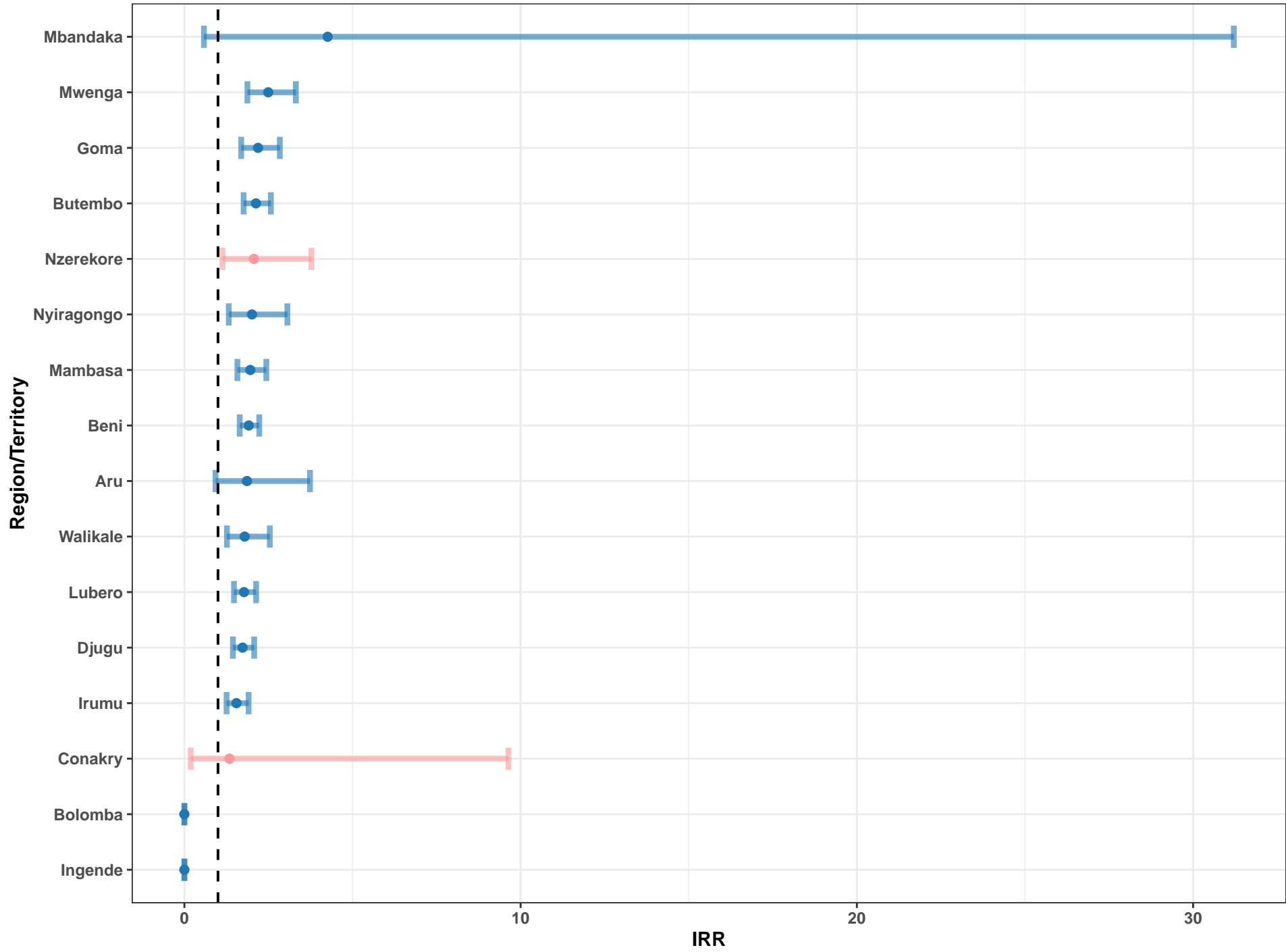
- 581 22. Human Rights Watch. World Report 2023.
582 https://www.hrw.org/sites/default/files/media_2023/01/World_Report_2023_WEBSPREADS
583 [_0.pdf](https://www.hrw.org/sites/default/files/media_2023/01/World_Report_2023_WEBSPREADS_0.pdf) (2023).
- 584 23. Human Rights Watch. Guinea Events of 2020. [https://www.hrw.org/world-](https://www.hrw.org/world-report/2021/country-chapters/guinea)
585 [report/2021/country-chapters/guinea](https://www.hrw.org/world-report/2021/country-chapters/guinea) (2020).
- 586 24. Charnley GEC, Jean K, Kelman I, Gaythorpe KAM, Murray KA. Association between
587 Conflict and Cholera in Nigeria and the Democratic Republic of the Congo. *Emerg. Infect.*
588 *Dis.* 2022;28(12):2472-81.
- 589 25. Meakin S. Data for the 2018 outbreak of Ebola in the Democratic Republic of the Congo in
590 North-Kivu and Ituri Provinces. https://github.com/sophiemeakin/ebola_drc (2019).
- 591 26. Ministère de la Santé de la République Démocratique du Congo. Mailing list.
592 [https://us13.campaign-](https://us13.campaign-archive.com/home/?u=89e5755d2cca4840b1af93176&id=aedd23c530)
593 [archive.com/home/?u=89e5755d2cca4840b1af93176&id=aedd23c530](https://us13.campaign-archive.com/home/?u=89e5755d2cca4840b1af93176&id=aedd23c530) (2019).
- 594 27. Human Emergency Response Africa (HEMA). Democratic Republic of the Congo: Ebola
595 (2021) Subnational cases. [https://data.humdata.org/dataset/democratic-republic-of-congo-](https://data.humdata.org/dataset/democratic-republic-of-congo-ebola-2021-subnational-cases)
596 [ebola-2021-subnational-cases](https://data.humdata.org/dataset/democratic-republic-of-congo-ebola-2021-subnational-cases) (2021).
- 597 28. ACAPS. GUINEA EBOLA EVD 2021 SUBNATIONAL CASES, DEATHS,
598 HOSPITALISATIONS, CONTACT TRACING, AND VACCINATIONS.
599 [https://www.acaps.org/guinea-ebola-evd-2021-subnational-cases-deaths-hospitalisations-](https://www.acaps.org/guinea-ebola-evd-2021-subnational-cases-deaths-hospitalisations-contact-tracing-and-vaccinations)
600 [contact-tracing-and-vaccinations](https://www.acaps.org/guinea-ebola-evd-2021-subnational-cases-deaths-hospitalisations-contact-tracing-and-vaccinations) (2021).
- 601 29. Armed Conflict Location & Event Data Project (ACLED, Wisconsin, United States). Data
602 Export Tool. <https://acleddata.com/data-export-tool/> (2023).
- 603 30. Eck K. In data we trust? A comparison of UCDP GED and ACLED conflict events datasets.
604 *Coop. Confl.* 2012;47(1):124-41.
- 605 31. Whitaker HJ, Paddy Farrington C, Spiessens B, Musonda P. Tutorial in biostatistics: the
606 self-controlled case series method. *Stat. Med.* 2006;25(10):1768-97.
- 607 32. Therneau T. A Package for Survival Analysis in R. R package version 3.5-5.
608 <https://CRAN.R-project.org/package=survival> (2023).

- 609 33. Mostofsky E, Coull BA, Mittleman MA. Analysis of observational self-matched data to
610 examine acute triggers of outcome events with abrupt onset. *Epidemiol. (Cambridge,*
611 *Mass.)*. 2018;29(6):804.
- 612 34. Xu S, Zeng C, Newcomer S, Nelson J, Glanz J. Use of fixed effects models to analyze self-
613 controlled case series data in vaccine safety studies. *J. Biom. Biostat.* 2012:006.
- 614 35. UN Office for the Coordination of Humanitarian Affairs - Field Information Services Section.
615 Democratic Republic of the Congo - major cities.
616 <https://data.humdata.org/dataset/democratic-republic-of-the-congo-major-cities> (2019).
- 617 36. Simplemaps. Guinea Cities Database. <https://simplemaps.com/data/gn-cities> (2023).
- 618 37. Hijmans RJ. geosphere: Spherical Trigonometry. R package version 1.5-18.
619 <https://CRAN.R-project.org/package=geosphere> (2022).
- 620 38. Bausch DG. The need for a new strategy for Ebola vaccination. *Nat. Med.* 2021;27(4):580-1.
- 621 39. Moran B. Fighting Ebola in conflict in the DR Congo. *Lancet.* 2018;392(10155):1295-6.
- 622 40. AL JAZEERA AND NEWS AGENCIES. Several killed as protests rock Goma in eastern
623 DRC. [https://www.aljazeera.com/news/2021/12/21/several-killed-as-protests-rock-goma-in-](https://www.aljazeera.com/news/2021/12/21/several-killed-as-protests-rock-goma-in-eastern-drc)
624 [eastern-drc](https://www.aljazeera.com/news/2021/12/21/several-killed-as-protests-rock-goma-in-eastern-drc) (2021).
- 625 41. AFP, AL JAZEERA. Protests against military administration paralyse Guinea capital.
626 [https://www.aljazeera.com/news/2022/7/29/protests-against-military-administration-](https://www.aljazeera.com/news/2022/7/29/protests-against-military-administration-paralyse-guinea-capital)
627 [paralyse-guinea-capital](https://www.aljazeera.com/news/2022/7/29/protests-against-military-administration-paralyse-guinea-capital) (2022).
- 628 42. Relief Web. Democratic Republic of the Congo faces acute health crisis amid rising
629 violence. [https://reliefweb.int/report/democratic-republic-congo/democratic-republic-congo-](https://reliefweb.int/report/democratic-republic-congo/democratic-republic-congo-faces-acute-health-crisis-amid-rising-violence)
630 [faces-acute-health-crisis-amid-rising-violence](https://reliefweb.int/report/democratic-republic-congo/democratic-republic-congo-faces-acute-health-crisis-amid-rising-violence) (2023).
- 631 43. Relief Web. After evacuating Kayna, DRC, MSF is trying to return to assist displaced in
632 Kanyabayonga. [https://reliefweb.int/report/democratic-republic-congo/after-evacuating-](https://reliefweb.int/report/democratic-republic-congo/after-evacuating-kayna-drc-msf-trying-return-assist-displaced)
633 [kayna-drc-msf-trying-return-assist-displaced](https://reliefweb.int/report/democratic-republic-congo/after-evacuating-kayna-drc-msf-trying-return-assist-displaced) (2004).
- 634 44. Radio France Internationale. Clashes erupt in Guinea Conakry after opposition call for anti-
635 junta protests. [https://www.rfi.fr/en/africa/20220818-clashes-erupt-in-guinea-conakry-after-](https://www.rfi.fr/en/africa/20220818-clashes-erupt-in-guinea-conakry-after-opposition-call-for-anti-junta-protests)
636 [opposition-call-for-anti-junta-protests](https://www.rfi.fr/en/africa/20220818-clashes-erupt-in-guinea-conakry-after-opposition-call-for-anti-junta-protests) (2022).

- 637 45. Maxmen A. Ebola vaccine approved for use in ongoing outbreak. Nature. 2017 May 30;10.
- 638 46. World Health Organization. Ebola virus disease: Vaccines. [https://www.who.int/news-](https://www.who.int/news-room/questions-and-answers/item/ebola-vaccines)
- 639 [room/questions-and-answers/item/ebola-vaccines](https://www.who.int/news-room/questions-and-answers/item/ebola-vaccines) (2020).

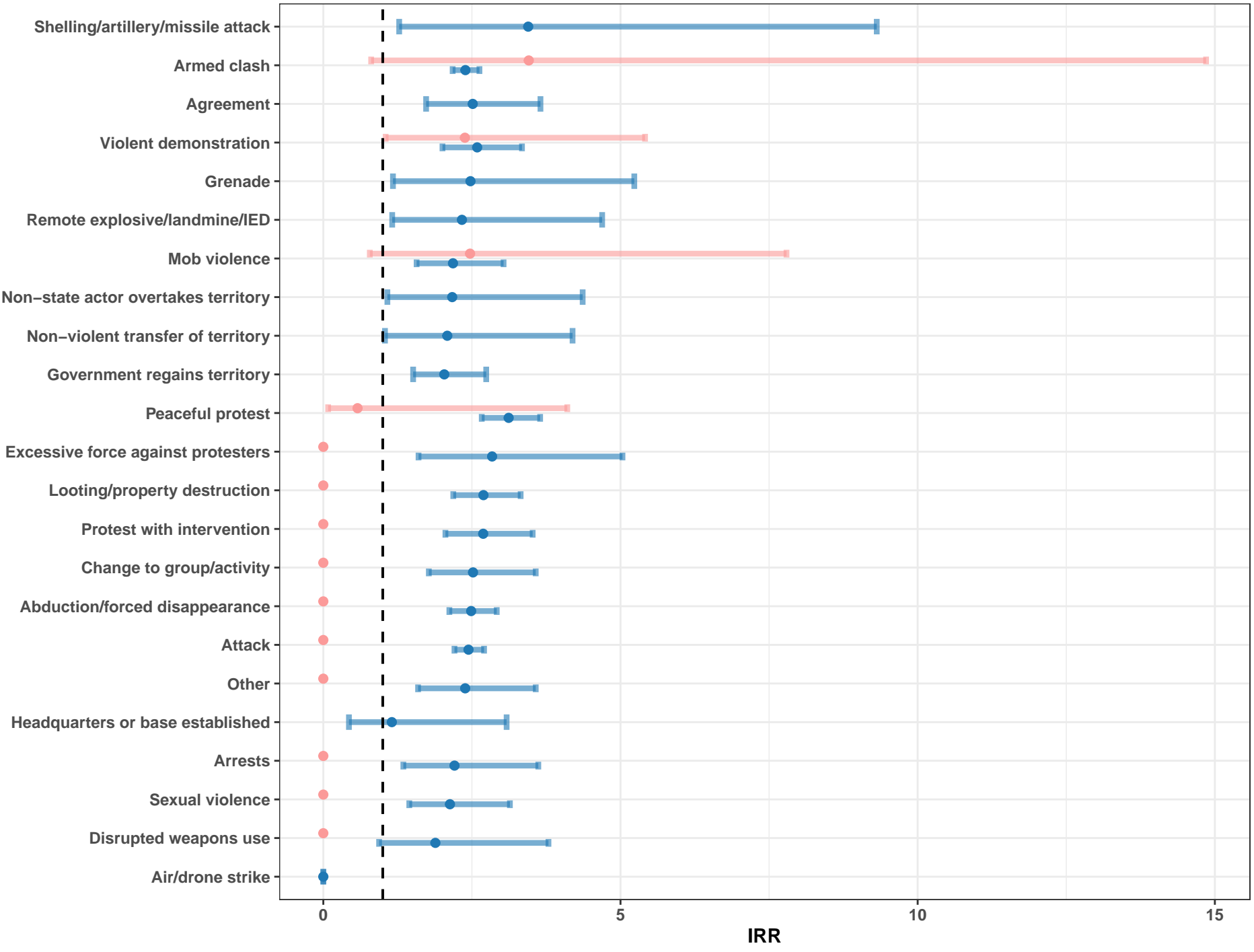


Country ● DRC ● GUI

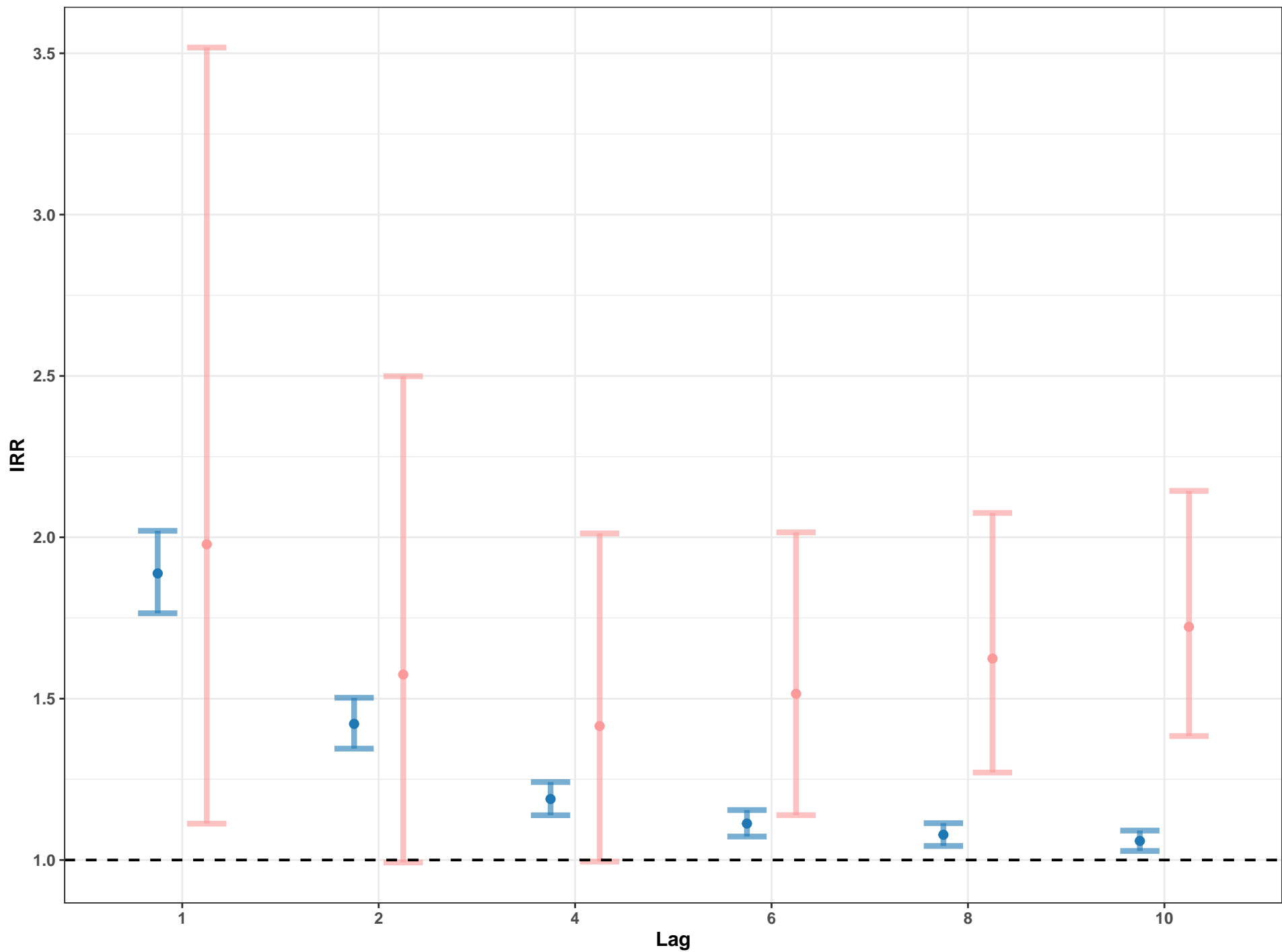


Country ● DRC ● GUI

Conflict Sub-Event Type



Country ● DRC ● GUI



Country ● DRC ● GUI

