

1 **PLOS ONE**

2 Full title: Mobile-linked point-of-care diagnostics in community-based healthcare: A
3 scoping review of user experiences

4

5 Short title: Mobile-linked point-of-care diagnostics in community-based healthcare

6

7 Siphesihle R. Nxele^{1*}, Boitumelo Moetlhoa¹, Thobeka Dlangalala¹, Kuhlula Maluleke¹, Kabelo
8 Kgarosi², Ashleigh B. Theberge^{3,4}, Tivani Mashamba-Thompson^{1,5}

9

10 ¹School of Health Systems and Public Health, Faculty of Health Sciences, University of
11 Pretoria, South Africa

12 ²Department of Library Services, Faculty of Health Sciences, University of Pretoria, Pretoria,
13 South Africa

14 ³Department of Chemistry, University of Washington, Seattle, WA, USA

15 ⁴Department of Urology, School of Medicine, University of Washington, Seattle, Washington,
16 United States

17 ⁵Faculty of Health Sciences, University of Pretoria, Pretoria, South Africa

18

19 *Corresponding author

20 Siphesihle R. Nxele

21 Email: sr.nxele@up.ac.za

22

23

24 **Abstract**

25 **Background:** While mobile-linked point-of-care diagnostics may circumvent geographical and
26 temporal barriers to efficient communication, the use of such technology in community settings
27 will depend on user experience. We conducted a scoping review to systematically map
28 evidence on user experiences of mobile-linked point-of-care diagnostics in community
29 healthcare settings.

30 **Methodology:** We conducted a comprehensive search of the following electronic databases:
31 Scopus, Web of Science, and EBSCOhost (Medline, CINAHL, Africa-wide, Academic Search
32 Complete). The inter-reviewer agreement was determined using Cohen's kappa statistic. Data
33 quality was appraised using the mixed method appraisal tool version 2018, and the results
34 were reported according to the preferred reporting items for systematic reviews and meta-
35 analyses for scoping reviews (PRISMA-ScR).

36 **Results:** Following the abstract and full article screening, nine articles were found eligible for
37 inclusion in data extraction. Following the quality appraisal, one study scored 72.5%, one study
38 scored 95%, and the remaining seven studies scored 100%. Inter-rater agreement was
39 83.54% (Kappa statistic = 0.51, $p < 0.05$). Three themes emerged from the articles:
40 approaches to implementing mobile-linked point-of-care diagnostics, user engagement in
41 community-based healthcare settings, and limited user experiences in mobile-linked point-of-
42 care diagnostics. User experiences are key to the sustainable implementation of mobile-linked
43 point-of-care diagnostics. User experiences have been evaluated in small community
44 healthcare settings. There is limited evidence of research aimed at evaluating the usability of
45 mobile-linked diagnostics at the community level.

46

47 **Conclusion:** More studies are needed to assess the user experience of mobile-linked
48 diagnostics in larger communities. This scoping review revealed gaps that need to be
49 addressed to improve user experiences of mobile-linked diagnostics, including language
50 barriers, privacy issues, and clear instructions.

51

52 **Keywords:** Community-based healthcare, mobile-linked point of care diagnostics, user
53 experience

54 Introduction

55 Diagnostics plays an important role in disease management and prevention [1].
56 Technological advancements have led to the development of mobile-linked (m-linked), point-
57 of-care (POC) diagnostics, which have revolutionized access to medical care by enabling rapid
58 testing, early detection, and diagnosis regardless of geographical location [2, 3]. Using mobile-
59 linked POC diagnostics, medical personnel can process, transfer, and interpret data quicker,
60 allowing for better decision-making [4]. In community healthcare settings, mobile-linked POC
61 diagnostics can alleviate the burden on healthcare systems, as evidenced during the COVID-
62 19 pandemic [5]. Effective diagnostics may reduce the number of hospitalizations and prevent
63 premature mortality. The development and implementation of POC diagnostics for human
64 immunodeficiency virus (HIV), tuberculosis (TB), and malaria screening have significantly
65 reduced morbidity and mortality in developing settings where laboratory infrastructure is
66 lacking [1].

67 The Joint United Nations Program on HIV/AIDS (UNAIDs) and the World Health
68 Organization (WHO) have worked on strategies to link wireless mobile communications to
69 POC diagnostics to ultimately improve healthcare systems [6]. The WHO also compiled an
70 assessment to discuss upscaling of mHealth innovations for women, children, and adolescent
71 health [7]. However, to upscale, the technological experiences, lifestyle, and general
72 behaviors of end users in community settings would need to be understood [8].

73 The sustainability of m-linked POC diagnostics in community settings depends greatly
74 on the end users [9]. The widespread use of smartphones has enabled the ability to collect
75 data on user preferences, and these data can be incorporated into the development of m-
76 linked POC diagnostic health interventions [10]. For a positive user experience, technology
77 should be designed to meet the needs and requirements of users, who should be involved in
78 the development process [11]. Currently, the evidence on user experiences with m-linked POC

79 diagnostics in community settings is unclear. In this scoping review, we systematically map
80 evidence on user experiences of m-linked POC diagnostics in community settings. This
81 scoping review will guide future research on how users experience m-linked POC diagnostics.

82

83 **Methodology**

84 **Study design**

85 This scoping review was conducted in line with the methodological framework
86 proposed by Arksey and O'Malley [12] and further advanced by Levac et al. [13]. We chose a
87 scoping review as we wanted to investigate the extent of information available to ultimately
88 identify knowledge gaps [14]. The protocol is registered on Open Science Framework
89 ([https://archive.org/details/nxele-a-scoping-review-protocol-on-integration-of-mobile-linked-](https://archive.org/details/nxele-a-scoping-review-protocol-on-integration-of-mobile-linked-poc-diagnostics-)
90 [poc-diagnostics-](https://archive.org/details/nxele-a-scoping-review-protocol-on-integration-of-mobile-linked-poc-diagnostics-)).

91

92 **Identifying the research question**

93 We used the PCC (Population, Concept, and Context) nomenclature to conceptualize
94 the research question (**Table 1**). The research question for this scoping review is: What are
95 the user experiences of m-linked POC diagnostics in community-based healthcare?

Table 1. PCC for determining the eligibility of the research question

Population	m-linked POC diagnostics
Concept	User experience in health technologies
Context	Community based healthcare

96

97 **Population:** m-linked POC diagnostics is defined as technology that allows for screening and
98 diagnostics of communicable and non-communicable diseases in remote settings by
99 healthcare professionals and patients [6] such as COVID-19 tests [15] and chest x-ray

100 evaluations [16]. This technology would shorten the time between testing and clinical
101 diagnosis [17].

102

103 **Concept:** user experience in health technologies refers to how users interact with the
104 technology and their response to it.

105

106 **Context:** Community-based healthcare is defined as healthcare in targeted populations, which
107 involves providing healthcare services on a local, personalized level [18]. An example of
108 community-based healthcare would include community healthcare facilities that provide
109 services such as community nursing, aged care, and occupational therapist services [19].

110

111 **Identifying relevant studies**

112 We conducted a comprehensive and reproducible literature search of the following
113 electronic databases: Scopus, Web of Science, and EBSCOhost (Medline, CINAHL, Africa-
114 Wide, Academic Search Complete). The principal investigator (SRN), subject specialist (TM-
115 T), and information specialist (KK) developed a comprehensive search strategy to ensure the
116 correct use of indexing terminology and Medical Subject Headings [20] [20]. We snowball-
117 searched the references cited in the included studies to identify studies not indexed in
118 electronic databases. We did not apply any language restrictions to minimize the risk of
119 excluding relevant studies. The following keywords were searched and refined to suit each
120 database: 1, User experience, and user experience in health technologies; 2, mobile-linked
121 point-of-care diagnostics; and 3, community-based healthcare. The search string comprises a
122 set of keywords connected by Boolean operators, “AND,” “OR,” brackets, and quotations.
123 Each database search was documented in detail, showing the keywords, date of search,
124 electronic database, and the number of retrieved studies, and the results of the search were
125 tabulated in a search summary table (**S1 Table**).

126

127 **Eligibility criteria**

128 **Inclusion criteria**

129 We included articles reporting on:

- 130 • m-linked POC diagnostics in a community-based healthcare setting
- 131 • technology that allows for screening and diagnostics of communicable and non-
- 132 communicable diseases in remote settings
- 133 • user experiences in health technologies
- 134 • evidence of community-based healthcare on a local, personalized level

135 **Exclusion criteria**

136 We excluded articles that:

- 137 • lacked evidence on POC diagnostics in community-based healthcare
- 138 • lacked evidence on the user experiences of m-linked POC diagnostics
- 139 • Articles pre-dating the year 2016
- 140 • Review articles

141 **Selection of eligible studies**

142 All eligible articles were imported into Endnote X7. We removed duplicates before the
143 title and abstract screening phase. The titles and abstracts were screened using Rayyan
144 software and guided by the eligibility criteria. This was followed by full article screening which
145 was aided by Google Forms and guided by the eligibility criteria. Discrepancies in abstract
146 screening were resolved through a discussion with the project team. Discrepancies in full
147 article screening were resolved by a third reviewer. Inter-reviewer agreement after full article
148 screening was tabulated (**S2 Table**) and expressed using Cohen's kappa coefficient (κ)
149 statistic using Stata 13.0SE (StataCorp College Station, TX, USA) [21] (**S1 File**). The kappa
150 statistics results were interpreted as follows: values < 0.1 indicate no agreement, 0.10–0.20
151 indicate none to slight, 0.21–0.40 as fair, 0.41–0.60 as moderate, 0.61–0.80 as substantial,
152 and 0.81–1.00 as almost perfect agreement.

153 **Charting data**

154 We extracted data from the included studies using a piloted form designed in Google
155 Forms. The following information was extracted from included studies: author(s) and date,
156 title, aim, country, study/community-based healthcare setting, study population, m-linked POC
157 diagnostic tool, user experience, and main findings.

158 **Ethical considerations**

159 This scoping review synthesized the existing literature. Therefore, a review of the
160 proposal by the ethics committee was not required.

161 **Quality appraisal**

162 We evaluated the quality of the included articles using the mixed method appraisal tool
163 [22] version 2018 [23]. Using MMAT, the methodological quality of five categories of research
164 was appraised, which included the following: qualitative research, randomized controlled trials,
165 nonrandomized studies, quantitative descriptive studies, and mixed methods studies (**S3**
166 **Table**). The quality of evidence was represented as follows: (i) $\leq 50\%$, low-quality evidence;
167 (ii) 51–75%, average-quality evidence; and (iii) 76–100%, high-quality evidence.

168 **Summary and collating**

169 The extracted data were thematically analyzed. The emerging themes were then
170 summarized.

171

172 **Results**

173 **Screening results**

174 The initial search yielded 981 articles. After title and abstract screening, 79 studies
175 remained (**Fig 1**). After the full-text screening, nine articles were deemed eligible for data
176 extraction. The excluded studies and reasons for exclusion are given in **S4 Table**. The inter-
177 rater agreement was high (83.54%, $K = 0.51$, $p < 0.05$). In addition, McNemar's Chi-square

178 statistic suggests that there was no significant difference in the proportions of yes/no
179 answers by the reviewers ($p > 0.01$).

180

181 **Fig. 1:** Preferred Reporting Items for Systematic Reviews and Meta-Analyses for scoping
182 reviews flow diagram showing results of literature search and screening.

183

184 **Characteristics of the included studies**

185 The characteristics of the included articles are detailed in **Table 2**. These studies were
186 published between 2016 and 2022. The studies presented evidence on user experiences of
187 m-linked POC diagnostics. The included articles comprised two cross-sectional studies [24,
188 25], two qualitative studies [26, 27], a cohort study [28], three surveys [29-31], and one mixed
189 method study [32].

190 **Table 2:** Characteristics and findings of the studies included in the scoping review.

191

Author(s) (year)	Title	Aim	Country	Study design	m-linked POC diagnostic tool	Community setting and study population	User experience	Main findings	Reference
Asgary et al. (2019)	Acceptability and implementation challenges of smartphone-based training of community health nurses for visual inspection with acetic acid in Ghana: mHealth and cervical cancer screening.	To explore the acceptability and feasibility of smartphone-based training in cervical cancer screening using visual inspection with acetic acid (VIA)/ cervicography.	Ghana	Qualitative	Smartphone POC diagnostic tool	Community health centers (CHCs) in Accra Community health nurses (CHNs), patients, nurse supervisor, expert reviewer	CHNs agreed that learning pelvic anatomy was interesting. CHNs found smartphones easy to use for cervicography and sending photos to the mentor. Nurses did not face any major technical challenges in performing VIA. Few patients understood the concept of screening and prevention. Most patients appreciated cervical photography	Patients accepted smartphone-based VIA. Neither group cited significant barriers to performing or receiving VIA at CHCs. Could incorporate smartphone imaging and mentorship via text messaging. CHNs were able to leverage their existing community relationships to address a lack of knowledge and misperceptions. Findings limited to CHCs.	[26]
Farao et.al. (2020)	A user-centred design framework for mHealth	To explore a user-centered approach for mHealth design in a developing, under-resourced context.	South Africa	Cross sectional	m-linked POC tuberculin skin test (TST)	Developing and under-resourced setting Graduate students	Participants struggled to follow and remember instructions. Unclear video instructions without audio assistance. Misunderstanding of continuous, scrollable app pages and disjointed ones. Difficulty capturing	This study did not engage the intended end users throughout the study. Small sample size limited generalisability. The use of the PSSUQ in English was a limitation with a subgroup of users who preferred isiXhosa as their spoken language and language of instruction.	[24]

							multiple images at different angles. Uncertainty when submitting images.		
Jacobson et al. (2020)	Feasibility of integrating a mobile decision-support app into a multicomponent CME initiative. Developing clinician competence at the point of care	To describe the development and incorporation of a mobile application into multiple activity formats within the European Immuno-Oncology Clinic Companion CME initiative.	Global 10 countries	Cohort	Mobile application on smartphone	European immuno-oncology clinic CME community All ONCOassist users	No integration of electronic medical record (EMR), incomplete information provided	Poor engagement with some features of the Toxicity Tool. The share and favorite features were used 191 and 147 times, respectively. Clinicians accessed the info screen, which described the methods for irAE management algorithm development and linked to the EIOCC CME portal, 690 times.	[28]
Kadam et al. (2020)	Target product profile for a mobile app to read rapid diagnostic tests to strengthen infectious disease surveillance	To develop a Target Product Profile (TPP) for a mobile phone app for a rapid diagnostic test. The app is intended to transmit RDT test data, patient data, and contextual data.	UK	Survey	Mobile phone application	Infectious disease testing sites Clinical users, healthcare programs, health information systems, surveillance systems, and global public health stakeholders.	Need for additional language support. Several RDTs should run at one time. Security and privacy: The EU's GDPR cannot be applied as a whole outside of the EU.	Stakeholders agreed that the app should respect local approaches to data ownership, security, and storage. The app to be free to use.	[29]
Kerwagen et al. (2022)	Point-of-care speech-recognition based mHealth solution to facilitate physicians' daily work.	To quantify the user experience of a point-of-care speech-recognition based mHealth solution	Germany	Survey	Speech-recognition based mHealth solution	Department of Trauma and Plastic Surgery at the University Hospital Würzburg All physicians	User friendly	Participants supported the mHealth solution. The mHealth solution was perceived as supportive, helpful, easy to use, inventive, and leading edge. The POC diagnostic tool was acceptable to the user and user friendly.	[30]

Lavallee et al. (2019)	Engaging patients in co-design of mobile health tools for surgical site infection surveillance: Implications for research and implementation	To explore the perspectives of participants on benefits, value, and potential drawbacks of mHealth	USA	Qualitative	Surgical site infection surveillance	Post-operative recovery Key stakeholders	Stakeholders suggested a need for increased patient involvement to improve POC diagnostics	In the context of post-operative surgical care and SSI surveillance, patients and healthcare stakeholders should be involved in the co-design of new technology. Research funding should align with the needs of healthcare decision-makers.	[27]
Redley et al. (2019)	Co-development of "BRAIN-TRK": Qualitative examination of acceptability, usability, and feasibility of an App to support nurses' care for patients with behavioural and psychological symptoms of neurocognitive disorders in hospital settings	(a) Describe the co-development of a point-of-care app (b) Report the acceptability, usability, and feasibility of the app	Australia	Mixed-methods	App to support nurses' care for patients with behavioural and psychological symptoms of neurocognitive disorders	Hospital settings Nurses	The app was acceptable. Nurses were familiar with the app and recognized the benefits. Nurses felt that it would increase workload. Other barriers included inconsistent use, pressure to use, and resistance to change.	Nurses used the app with 44.7% (n = 17) of eligible inpatients. Cognitive screening was completed at least once for each patient, with 146 risk assessments recorded. Acceptability was enhanced by easy navigation, and clear and useful content, but hindered by unclear expectations, unfamiliarity, and device-related factors.	[32]

Shin et al. (2019)	Healthcare worker feedback on a prototype smartphone-based point-of-care test platform for use in episodic care	To evaluate the end-user acceptability of an experimental POC test platform with novel technical features.	USA	Cross-sectional survey	Mobile nucleic acid amplification tests (NAAT) for testing chlamydia	Urban academic emergency department Socioeconomically disadvantaged inner-city population	Tests had a fast turnaround time, simplicity, and mobility. Cost appeared to be a secondary consideration to end users. Most participants preferred low-cost devices	Of the 30 technicians enrolled, 26 (86.7%) had previous experience with a POC test, and POC tests were strongly preferred (83.3%) over standard laboratory-based NAAT (16.7%). Turnaround time (70.0%), sensitivity (36.7%), and ease of use (23.3%) were the parameters perceived to be of highest importance in an STI diagnostic test. Chlamydia (96.7%) and gonorrhea (96.7%) were identified as the most helpful targets for POC tests.	[25]
Wyatt et al. (2020)	Patients' experiences and attitudes of using a secure mobile phone app for medical photography: Qualitative survey study	To understand the perceptions, attitudes, and experiences of patients who were photographed using a mobile point-of-care clinical image capture app.	USA	Survey	Mobile point-of-care clinical image capture app	Mayo Clinic Minnesota 300 adult patients or parents of pediatric patients	16% (10/62) of patients gave photographs to obtain advice from a specialist. 74% (51/69) would recommend medical photography to others and 67% (46/69) thought photos favorably affected their care. Patients were indifferent about the type of device used (mobile device vs professional camera; 40/69, 58%) or the identity of the photographer (provider vs professional photographer; 52/69, 75%). 90% (64/71) of patients found reuse of	Patients were largely satisfied with clinical photography using the app. Some patients had the desire to incorporate personally taken photographs into their medical record and revealed evidence that some health care providers had resorted to using Photo Exam to take a photograph of a photograph displayed on a patient's smartphone screen as a workaround to incorporate these photographs. Many patients felt that verbal consent was adequate, verbal consent processes may be problematic in that they may not elicit specific permission for all potential reuses (i.e., medical education).	[31]

							<p>photographs for one-on-one learner education to be acceptable. Only 42% (30/71) of patients deeming reuse on social media for medical education as appropriate. Only 3% [31] of patients expressed privacy or confidentiality concerns. 52% (33/63) of patients preferred to provide consent verbally, and 21% (13/63) did not think a specific consent process was necessary.</p>		
--	--	--	--	--	--	--	---	--	--

193 The included studies were conducted in various countries (**Fig 2**). Three studies were
194 conducted in the United States of America (USA) [25, 27, 31], one in Ghana [26], one in South
195 Africa [24], one in the United Kingdom (UK) [29], one in Australia [32], and one in Germany
196 [30]. A cohort study by Jacobson et al. (2020) also reported findings from the USA, Australia,
197 Germany, Italy, Spain, Ireland, Brazil, Portugal, India, and Argentina [28].

198

199 **Fig. 2:** World map showing global evidence on integration of mobile-linked POC diagnostics
200 in community-based healthcare with a focus on user experience identified in the included
201 studies. The legend indicates the number of studies conducted per country.

202

203 The m-linked POC diagnostic technology presented in the included studies was
204 focused on the following diagnostics (**Fig.3**): cervicography [26], tuberculosis [24], tumor stage
205 [28], infectious diseases surveillance [29], speech recognition for diagnostic purposes [30],
206 surgical site surveillance [27], neurocognitive disorders [32], chlamydia [25], and clinical image
207 capture [31].

208

209 **Fig. 3:** Target of m-linked POC diagnostic technology presented in included studies.

210

211 The included studies provided evidence of the integration of m-linked POC diagnostics
212 in community healthcare (**Fig.4**). The community healthcare settings were emergency care
213 units and departments [25, 31], community healthcare centers [26], developing and under-
214 resourced contextual settings [24], the European Immuno-oncology Clinic CME community
215 [28], infectious disease testing sites [29], a trauma and plastic surgery department [30],
216 postoperative recovery [27], and hospital settings [32].

217

218 **Fig. 4:** Distribution of community healthcare settings in which m-linked POC diagnostics
219 were integrated.

220

221

222 The included studies focused on students (10%) [24], nurses (20%) [26, 32], patients
223 (30%) [26, 31], healthcare professionals (20%) [28, 30], experts and key stakeholders (20%)
224 [27, 29], as well as socioeconomically disadvantaged inner-city populations.

225

226 **Quality of included studies**

227 The quality of the nine included studies ranged from 72.5% to 100%. One study scored
228 72.5% (average quality), one study scored 95% (high quality), and the remaining seven
229 studies scored 100% (high quality).

230

231 **Thematic findings**

232 The following themes emerged from the included articles: approaches to m-linked POC
233 diagnostic technology implementation, user engagement in community-based healthcare, and
234 addressing limited user experiences in m-linked POC diagnostics.

235

236 **Approaches to implementing m-linked POC diagnostic technology**

237 All nine studies showed evidence of steps taken to implement the developed technology
238 [24-32]. In South Africa, Farao, Malilla (24) explored a combination of user-centered
239 approaches, specifically the “information systems research framework” and “design thinking,”
240 to design a mHealth intervention for developing and under-resourced communities. They
241 showed that user engagement was promoted by empathetic engagement with users, allowing
242 for holistic and extensive communication [24]. Their findings were limited in that some end-
243 users (healthcare workers) were not engaged throughout the study owing to constraints on
244 their time and their availability [24]. This suggests that end-user engagement and experiences
245 will depend on the state of the health system and the setting in which the intervention is piloted.
246 The language used in the technology may also be a barrier to the use of m-link POC diagnostics
247 suggesting a need for multi-lingual application [24]. Two studies conducted in the USA explored
248 the perceptions, attitudes, and experiences of patients who were photographed using a mobile

249 POC clinical image capture application [25, 31]. These studies concluded that end-user
250 acceptability was linked to the level of involvement of end-users while developing the
251 intervention. In Ghana, Asgary, Cole (26) investigated the acceptability and implementation
252 challenges of smartphone-based training of community health nurses for cervical cancer
253 screening in an urban setting. They noted that their findings could not be generalized to rural
254 areas, which are markedly different from urban areas in terms of access to social and
255 healthcare resources [26]. Jacobson, Macfarlane (28) tested the feasibility of integrating a
256 mobile decision-support application into a multicomponent continuing medical education
257 initiative to develop the competence of clinicians at POC in Australia, Portugal, Italy, Ireland,
258 Argentina, Spain, Brazil, USA, India, Germany, and the UK, demonstrating that the strengths
259 and limitations of such support tools need to be understood to advance the use of these
260 resources in practice. In the UK, Kadam, White (29) aimed to create a target product profile for
261 a mobile application that would read rapid diagnostic tests to improve and strengthen the
262 surveillance of infectious diseases. They concluded the sustainability of such an app could be
263 ensured by including additional languages, running several rapid tests simultaneously,
264 affordability and multiple mobile device compatibility, reliable personal data security, and
265 obtaining input from participants.

266

267 **User engagement in community-based healthcare settings**

268 Eight studies presented evidence of user engagement [24-29, 31, 32]. In Ghana, Asgary, Cole
269 (26) engaged with nurses who reported that they learned more when working with real patients
270 than when attending theoretical training. In Australia, Redley, Richardson (32) qualitatively
271 explored the acceptability, usability, and feasibility of a mobile application to support nurses in
272 their care for patients with neurocognitive disorders in hospital settings. They found that
273 feasibility and usability were enhanced by the ease of navigation and clarity and utility of
274 content, but the use of the intervention was hindered by unclear expectations, unfamiliarity,
275 and device-related factors [32]. Nurse expressed that acceptability was enhanced by

276 familiarity and perceived benefits but hindered by perceived increases in workload,
277 inconsistent use, pressure to use the application, and resistance to change [32]. In the USA,
278 Lavallee, Lee (27) reported feedback from medical personnel who strongly suggested that
279 patient experience should be included in the co-design of mobile health tools for surgical site
280 infection surveillance. Shin, Lewis (25) evaluated the end-user acceptability of an experimental
281 POC test platform and determined that end-users preferred POC testing over laboratory
282 testing, provided that the devices were affordable. According to end-users, the acceptability
283 of POC diagnostics is influenced by remote testing, security, and privacy [29, 31].

284

285 Three studies reported poor usability and user engagement [24, 28, 29]. In the study
286 by Farao, Malila (24), users were unsure about the meaning of the data captured using the m-
287 linked POC diagnostic device and how to interpret it. Poor user experiences were attributed
288 to the inability to follow instructions [24], language barriers [24] [29], as well as poor integration
289 of medical records and providing limited information [28].

290

291 **Addressing limited user experience in m-linked POC diagnostics**

292 Of the nine included articles, six provided evidence for addressing the limitations of the
293 user experience of the m-linked POC diagnostic technology [24, 25, 27-29, 31]. Lavallee, Lee
294 (27) demonstrated that engaging with end users plays a vital role when implementing new
295 healthcare interventions. Actively engaging with patients and healthcare professionals in
296 community-based healthcare setting ensures that patient experiences are acknowledged and
297 incorporated [27, 29]. Developers should also consider user behavior such as frequency of
298 use and what they would primarily use the technology for when determining optimal
299 engagement [28]. Users should also be encouraged to provide feedback on their experience
300 after engaging with the implemented technology [29]. Feedback from healthcare workers in
301 the USA, revealed that the manner in which a new product is presented, including the
302 availability of instructional materials, may affect end-user experiences [25]. End-users need to

303 engage with the implemented technology easily and efficiently, thus implementation language,
304 ease of following instructional materials, and simplicity of the technology are important
305 considerations. Studies could also be designed to include a representative sample of
306 participants across a range of settings to address limitations such as those reported by Farao,
307 Malila (24).

308 **Discussion**

309 We conducted a scoping review to systematically map evidence on the user
310 experiences of mobile-linked POC diagnostics in community-based healthcare settings.
311 Although there is much research on POC diagnostics [33-41] in this digital age, few studies
312 have incorporated user experiences that would inform developers and ensure sustainable
313 implementation of such diagnostic tools. This scoping review identified a lack of context-driven
314 development and implementation [26], thus hampering the upscaling of the developed
315 diagnostic tools.

316
317 Organizations such as the WHO have discussed upscaling of mHealth innovations for
318 specific population groups [7], which would require contextual understanding of end-user
319 experiences [8]. Our scoping review also revealed a gap in the usability of diagnostics within
320 community-based healthcare settings [24]. Developers of m-linked POC diagnostics need to
321 consider contextual factors such as language, connectivity, and availability of devices. If end-
322 users cannot engage with the technology, they are unable to provide useful feedback which
323 would be concerning for developers and implementers of the diagnostic tools. Engaging both
324 patients and medical personnel is key to advancing mHealth in community-based healthcare.

325
326 We believe that approaches to user engagement should be clearly described to inform
327 the ease of use of the technology. User experience in the context of mHealth technologies
328 should always focus on meeting the needs of users [11], which relates to our findings [25, 31].
329 However, in some cases, POC diagnostic tools were developed in collaboration with experts

330 and patients, but only health experts gave feedback to improve on technological development
331 [34, 42]. Moreover, end users need to trust that their data will be secure, and this could only
332 be achieved if they can engage with the technology at the development stages before it is
333 implemented within their community healthcare setting [43].

334

335 **Strengths and limitations of the study**

336 Our scoping review was not limited by language, publication, or study design. The
337 search also included grey literature. The quality of all the included studies ranged from 72.5%
338 to 100% which is considered average to high quality. We only found nine articles that met our
339 inclusion criteria; for this reason, the scoping review may not be appropriate to inform the
340 implementation of m-linked POC diagnostic technology. Further primary research is thus
341 needed on user experiences of m-linked POC diagnostic technology in community-based
342 healthcare settings.

343

344 **Implications for research**

345 We only found nine articles reporting the user experiences of m-linked POC diagnostic
346 technology, which were conducted in recent years. The studies reported the user experiences
347 of both medical personnel and patients, which is important when developing m-linked POC
348 diagnostic tools. Some studies described that the technology was not user-friendly as
349 language and lack of instruction hindered the usability of the technology. The security of
350 patient data was still in question. Future research should also focus on how to efficiently
351 integrate m-linked POC diagnostic technology without affecting the workflow of nurses and
352 doctors. POC diagnostic technologies should ideally improve the workflow of healthcare
353 workers and not be disruptive, which could potentially result in improved acceptability and
354 sustainable implementation. More research is needed in a variety of healthcare settings
355 focusing on different disease diagnostics.

356

357 **Implications for practice**

358 The studies included in this scoping review mainly focused on small scale communities
359 which would hinder their upscaling to larger community-based healthcare environments.
360 Ideally, the implementation of these tools should be expanded to include a larger group of end
361 users and different clinics and hospitals in a specific geographical setting. Several studies
362 suggested that there should be more engagement with patients and not only medical
363 personnel. Patients need to trust that by using this technology, their healthcare and personal
364 information will not be compromised in any way.

365

366 **Conclusions**

367 The evidence mapped in this scoping review highlighted the need for more research
368 into the user experiences of m-linked POC diagnostic technology in community-based
369 healthcare settings. Rapidly advancing technology and the emergence of various diseases,
370 necessitates the implementation of m-linked POC technology to efficiently diagnose and treat
371 diseases in all healthcare settings. The sustainability and efficient implementation of such
372 technology depends on how users experience the technology.

373

374 **Acknowledgments**

375 The authors would like to extend their appreciation to the University of Pretoria Faculty of
376 Health Sciences Library services for their assistance with optimizing the search strategy. The
377 authors extend their appreciation to Dr. Cheryl Tosh for editing.

378 **Authors' contributions**

379 SRN and TM-T conceptualized and designed the study. SRN prepared the first draft of the
380 study, and KG assisted with the pilot database search. KM, TD, and BM contributed to the
381 included studies' abstract, full article screening, and quality assessment. SRN and TM-T
382 contributed to synthesizing data and designing the sifting and data extraction processes. ABT

383 and TM-T reviewed the manuscript. All authors reviewed the draft versions of the manuscript
384 and approved the final version of the manuscript.

385 **Funding**

386 This study was not funded.

387 **Availability of data and materials**

388 The data reported and supporting this paper was sourced from the existing literature and is
389 therefore available through the detailed reference list.

390 **Ethics approval and consent to participate**

391 This paper is a scoping review that only relied on the review of existing literature. There were
392 no animal or human participants involved in this study and the study is not conducted for
393 degree purposes. Therefore, ethical approval is not required.

394 **Consent for publication**

395 Not applicable

396 **Competing interests**

397 The authors declare that they have no competing interests.

398 **References:**

- 399 1. Gous N, Boeras DI, Cheng B, Takle J, Cunningham B, Peeling RW. The impact of
400 digital technologies on point-of-care diagnostics in resource-limited settings. Expert review of
401 molecular diagnostics. 2018;18(4):385-97.
- 402 2. Källander K, Tibenderana JK, Akpogheneta OJ, Strachan DL, Hill Z, ten Asbroek AH,
403 et al. Mobile health (mHealth) approaches and lessons for increased performance and

- 404 retention of community health workers in low-and middle-income countries: a review. *Journal*
405 *of medical Internet research*. 2013;15(1):e2130.
- 406 3. Hurst EJ. Evolutions in telemedicine: from smoke signals to mobile health solutions.
407 *Journal of Hospital Librarianship*. 2016;16(2):174-85.
- 408 4. Malekjahani A, Sindhwani S, Syed AM, Chan WC. Engineering steps for mobile point-
409 of-care diagnostic devices. *Accounts of chemical research*. 2019;52(9):2406-14.
- 410 5. Mashamba-Thompson TP, Crayton ED. Blockchain and artificial intelligence
411 technology for novel coronavirus disease 2019 self-testing. *MDPI*; 2020. p. 198.
- 412 6. Osei E, Kuupiel D, Vezi PN, Mashamba-Thompson TP. Mapping evidence of mobile
413 health technologies for disease diagnosis and treatment support by health workers in sub-
414 Saharan Africa: a scoping review. *BMC Medical Informatics and Decision Making*.
415 2021;21(1):1-18.
- 416 7. Organization WH. The MAPS toolkit: mHealth assessment and planning for scale:
417 World Health Organization; 2015.
- 418 8. Portz JD, Bayliss EA, Bull S, Boxer RS, Bekelman DB, Gleason K, et al. Using the
419 technology acceptance model to explore user experience, intent to use, and use behavior of
420 a patient portal among older adults with multiple chronic conditions: descriptive qualitative
421 study. *Journal of medical Internet research*. 2019;21(4):e11604.
- 422 9. Heidt B, Siqueira WF, Eersels K, Diliën H, van Grinsven B, Fujiwara RT, et al. Point of
423 care diagnostics in resource-limited settings: A review of the present and future of PoC in its
424 most needed environment. *Biosensors*. 2020;10(10):133.
- 425 10. Ko H, Lee S, Park Y, Choi A. A survey of recommendation systems: recommendation
426 models, techniques, and application fields. *Electronics*. 2022;11(1):141.
- 427 11. Harte R, Glynn L, Rodríguez-Molinero A, Baker PM, Scharf T, Quinlan LR, et al. A
428 human-centered design methodology to enhance the usability, human factors, and user
429 experience of connected health systems: a three-phase methodology. *JMIR human factors*.
430 2017;4(1):e5443.

- 431 12. Arksey H, O'Malley L. Scoping studies: towards a methodological framework.
432 International journal of social research methodology. 2005;8(1):19-32.
- 433 13. Levac D, Colquhoun H, O'Brien KK. Scoping studies: advancing the methodology.
434 Implementation science. 2010;5(1):1-9.
- 435 14. Munn Z, Peters MD, Stern C, Tufanaru C, McArthur A, Aromataris E. Systematic
436 review or scoping review? Guidance for authors when choosing between a systematic or
437 scoping review approach. BMC medical research methodology. 2018;18(1):1-7.
- 438 15. Zhang HM, Dimitrov D, Simpson L, Singh B, Plaks N, Penny S, et al. A web-based,
439 mobile responsive application to screen healthcare workers for COVID symptoms: Descriptive
440 study. MedRxiv. 2020.
- 441 16. Schwartz AB, Siddiqui G, Barbieri JS, Akhtar AL, Kim W, Littman-Quinn R, et al. The
442 accuracy of mobile teleradiology in the evaluation of chest X-rays. Journal of telemedicine and
443 telecare. 2014;20(8):460-3.
- 444 17. Nayak S, Blumenfeld NR, Laksanasopin T, Sia SK. Point-of-care diagnostics: recent
445 developments in a connected age. Analytical chemistry. 2017;89(1):102-23.
- 446 18. Maraccini AM, Galiatsatos P, Harper M, Slonim AD. Creating clarity: Distinguishing
447 between community and population health. American Journal of Accountable Care.
448 2017;5(3):27-32.
- 449 19. Wiggers J, McElwaine K, Freund M, Campbell L, Bowman J, Wye P, et al. Increasing
450 the provision of preventive care by community healthcare services: a stepped wedge
451 implementation trial. Implementation Science. 2017;12(1):1-14.
- 452 20. Turbé V, Herbst C, Mngomezulu T, Meshkinfamfard S, Dlamini N, Mhlongo T, et al.
453 Deep learning of HIV field-based rapid tests. Nature Medicine. 2021;27(7):1165-70. doi:
454 10.1038/s41591-021-01384-9.
- 455 21. Dhawan AP, Heetderks WJ, Pavel M, Acharya S, Akay M, Mairal A, et al. Current and
456 future challenges in point-of-care technologies: a paradigm-shift in affordable global
457 healthcare with personalized and preventive medicine. IEEE journal of translational
458 engineering in health and medicine. 2015;3:1-10.

- 459 22. Lo H, Frauendorf V, Wischke S, Schimmath-Deutrich C, Kersten M, Nuernberg M, et
460 al. Ambulatory Use of Handheld Point-of-Care Ultrasound (HH-POCUS) in Rural Brandenburg
461 - A Pilot Study. *Ultraschall in der Medizin (Stuttgart, Germany : 1980)*. 2021. doi: 10.1055/a-
462 1354-5958. PubMed PMID: 33626573.
- 463 23. Hong QN, Fàbregues S, Bartlett G, Boardman F, Cargo M, Dagenais P, et al. The
464 Mixed Methods Appraisal Tool (MMAT) version 2018 for information professionals and
465 researchers. *Education for information*. 2018;34(4):285-91.
- 466 24. Farao J, Malila B, Conrad N, Mutsvangwa T, Rangaka MX, Douglas TS. A user-centred
467 design framework for mHealth. *PLOS ONE*. 2020;15(8). doi: 10.1371/journal.pone.0237910.
468 PubMed PMID: WOS:000563929200019.
- 469 25. Shin DJ, Lewis M, Hsieh Y-H, Rahmoun NA, Gaydos CA, Wang T-H, et al. Healthcare
470 worker feedback on a prototype smartphone-based point-of-care test platform for use in
471 episodic care. *Point of care*. 2018;17(2):63-5. doi: 10.1097/POC.000000000000160.
472 PubMed PMID: 30245594.
- 473 26. Asgary R, Cole H, Adongo P, Nwameme A, Maya E, Adu-Amankwah A, et al.
474 Acceptability and implementation challenges of smartphone-based training of community
475 health nurses for visual inspection with acetic acid in Ghana: mHealth and cervical cancer
476 screening. *BMJ Open*. 2019;9(7). doi: 10.1136/bmjopen-2019-030528.
- 477 27. Lavallee DC, Lee JR, Semple JL, Lober WB, Evans HL. Engaging patients in co-design
478 of mobile health tools for surgical site infection surveillance: implications for research and
479 implementation. *Surgical infections*. 2019;20(7):535-40.
- 480 28. Jacobson A, Macfarlane CL, Pozniak E. Feasibility of Integrating a Mobile Decision-
481 Support App into a Multicomponent CME Initiative: Developing Clinician Competence at the
482 Point of Care. *Journal of European CME*. 2020;9(1):1834762. doi:
483 10.1080/21614083.2020.1834762. PubMed PMID: 33178490.
- 484 29. Kadam R, White W, Banks N, Katz Z, Dittrich S, Kelly-Cirino C. Target Product Profile
485 for a mobile app to read rapid diagnostic tests to strengthen infectious disease surveillance.
486 *PLoS ONE*. 2020;15(1). doi: 10.1371/journal.pone.0228311.

- 487 30. KERWAGEN F, FUCHS KF, ULLRICH M, SCHULZE A, KUNZ A, FETTE G, et al.
488 Point-of-Care Speech-Recognition Based mHealth Solution to Facilitate Physicians' Daily
489 Work...International Conference on Informatics, Management, and Technology in Healthcare
490 (ICIMTH), July 1-3, 2022, Athens, Greece. *Studies in Health Technology & Informatics*.
491 2022;295:41-2. doi: doi:10.3233/SHTI220654. PubMed PMID: rayyan-887311803.
- 492 31. Wyatt KD, Finley A, Uribe R, Pallagi P, Willaert B, Ommen S, et al. Patients'
493 Experiences and Attitudes of Using a Secure Mobile Phone App for Medical Photography:
494 Qualitative Survey Study. *Journal of Medical Internet Research*. 2020;22(5):N.PAG-N.PAG.
495 doi: doi:10.2196/14412. PubMed PMID: rayyan-887311802.
- 496 32. Redley B, Richardson B, Peel C, Ockerby C, Rawson H, Tomlinson E, et al. Co-
497 development of "BRAIN-TRK": Qualitative examination of acceptability, usability and feasibility
498 of an App to support nurses' care for patients with behavioural and psychological symptoms
499 of neurocognitive disorders in hospital. *Journal of Clinical Nursing*. 2019;28(15-16):2868-79.
- 500 33. Bergua JF, Álvarez-Diduk R, Idili A, Parolo C, Maymó M, Hu L, et al. Low-Cost, User-
501 Friendly, All-Integrated Smartphone-Based Microplate Reader for Optical-Based Biological
502 and Chemical Analyses. *Analytical Chemistry*. 2022;94(2):1271-85. doi:
503 10.1021/acs.analchem.1c04491.
- 504 34. Çelik Ertuğrul D, Çelik Ulusoy D. A knowledge-based self-pre-diagnosis system to
505 predict Covid-19 in smartphone users using personal data and observed symptoms. *Expert*
506 *Systems*. 2022;39(3). doi: 10.1111/exsy.12716.
- 507 35. Hunt B, Ruiz AJ, Pogue BW. Smartphone-based imaging systems for medical
508 applications: A critical review. *Journal of Biomedical Optics*. 2021;26(4). doi:
509 10.1117/1.JBO.26.4.040902.
- 510 36. Kholafazad-Kordasht H, Hasanzadeh M, Seidi F. Smartphone based immunosensors
511 as next generation of healthcare tools: Technical and analytical overview towards
512 improvement of personalized medicine. *TrAC - Trends in Analytical Chemistry*. 2021;145. doi:
513 10.1016/j.trac.2021.116455.

- 514 37. Kil B-H, Park J-S, Ryu M-H, Park C-Y, Kim Y-S, Kim J-D. Cloud-Based Software
515 Architecture for Fully Automated Point-of-Care Molecular Diagnostic Device. *Sensors* (Basel,
516 Switzerland). 2021;21(21). doi: 10.3390/s21216980. PubMed PMID: 34770286.
- 517 38. Shrivastava S, Trung TQ, Lee N-E. Recent progress, challenges, and prospects of fully
518 integrated mobile and wearable point-of-care testing systems for self-testing. *Chemical*
519 *Society reviews*. 2020;49(6):1812-66. doi: 10.1039/c9cs00319c. PubMed PMID: 32100760.
- 520 39. Syedmoradi L, Norton ML, Omidfar K. Point-of-care cancer diagnostic devices: From
521 academic research to clinical translation. *TALANTA*. 2021;225. doi:
522 10.1016/j.talanta.2020.122002. PubMed PMID: WOS:000652032600065.
- 523 40. Toscano M, Marini TJ, Drennan K, Baran TM, Kan J, Garra B, et al. Testing
524 teleradiologic obstetric ultrasound in Peru: a new horizon in expanding access to prenatal
525 ultrasound. *BMC Pregnancy & Childbirth*. 2021;21(1):1-13. doi: 10.1186/s12884-021-03720-
526 w. PubMed PMID: 150022438.
- 527 41. Zhang H, He R, Liu H, Niu Y, Li Z, Han F, et al. A fully integrated wearable electronic
528 device with breathable and washable properties for long-term health monitoring. *Sensors &*
529 *Actuators A: Physical*. 2021;322:N.PAG-N.PAG. doi: 10.1016/j.sna.2021.112611. PubMed
530 PMID: 149243832.
- 531 42. Brimelow RE, Gibney A, Meakin S, Wollin JA. Accessing care summaries at point-of-
532 care: Implementation of mobile devices for personal carers in aged care. *Health informatics*
533 *journal*. 2019;25(1):126-38.
- 534 43. Johannis W, Bietenbeck A, Malchau G, Streichert T. Point-of-care testing (POCT) and
535 IT security concepts. *Journal of Laboratory Medicine*. 2020;44(2):107-11.

537 **Supporting information**

538 **S1 File. Level of agreement calculation results.docx**

539 **S1 Table. The search Summary Table (SST) of the database search used for this**
540 **study.docx**

541 **S2 Table. Full article screening results from Reviewer 1 and Reviewer 2.xlsx**

542 **S3 Table. Methodological quality appraisal of included studies.xlsx**

543 **S4 Table. The excluded studies and reasons for exclusion.docx**

544 **S5 Table. PRISMA-ScR checklist.docx**

545

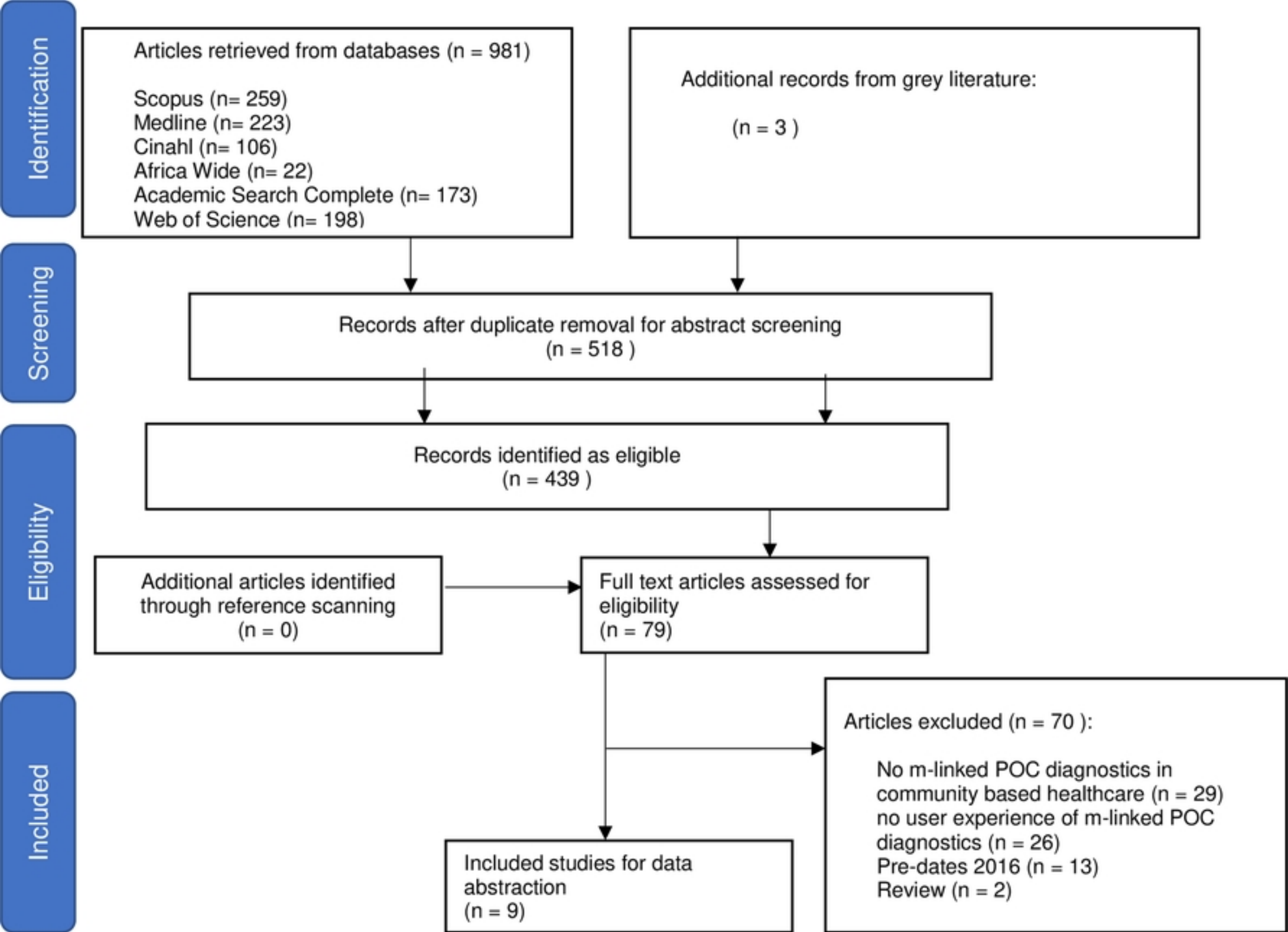


Fig. 1

Number of Studies

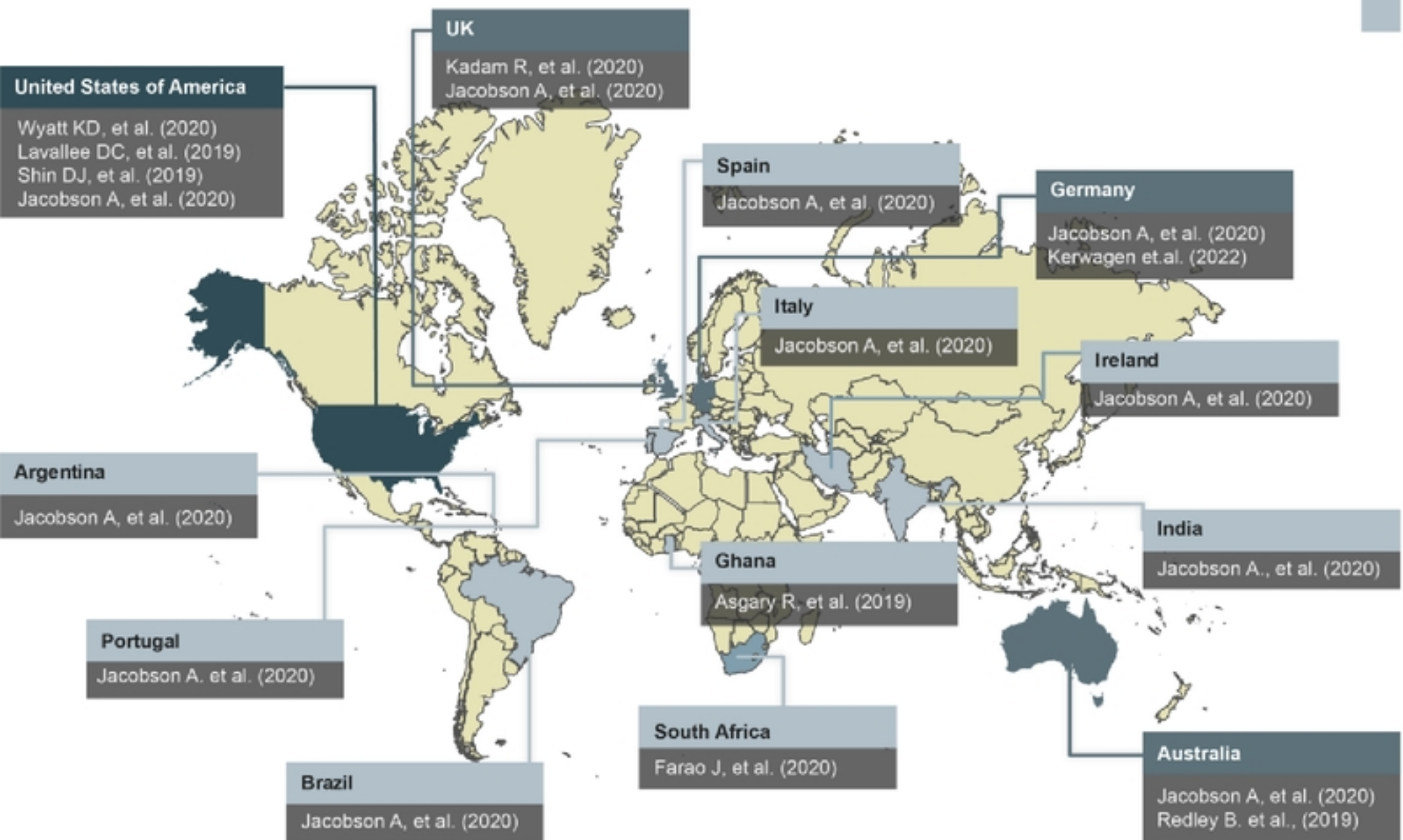


Fig.2

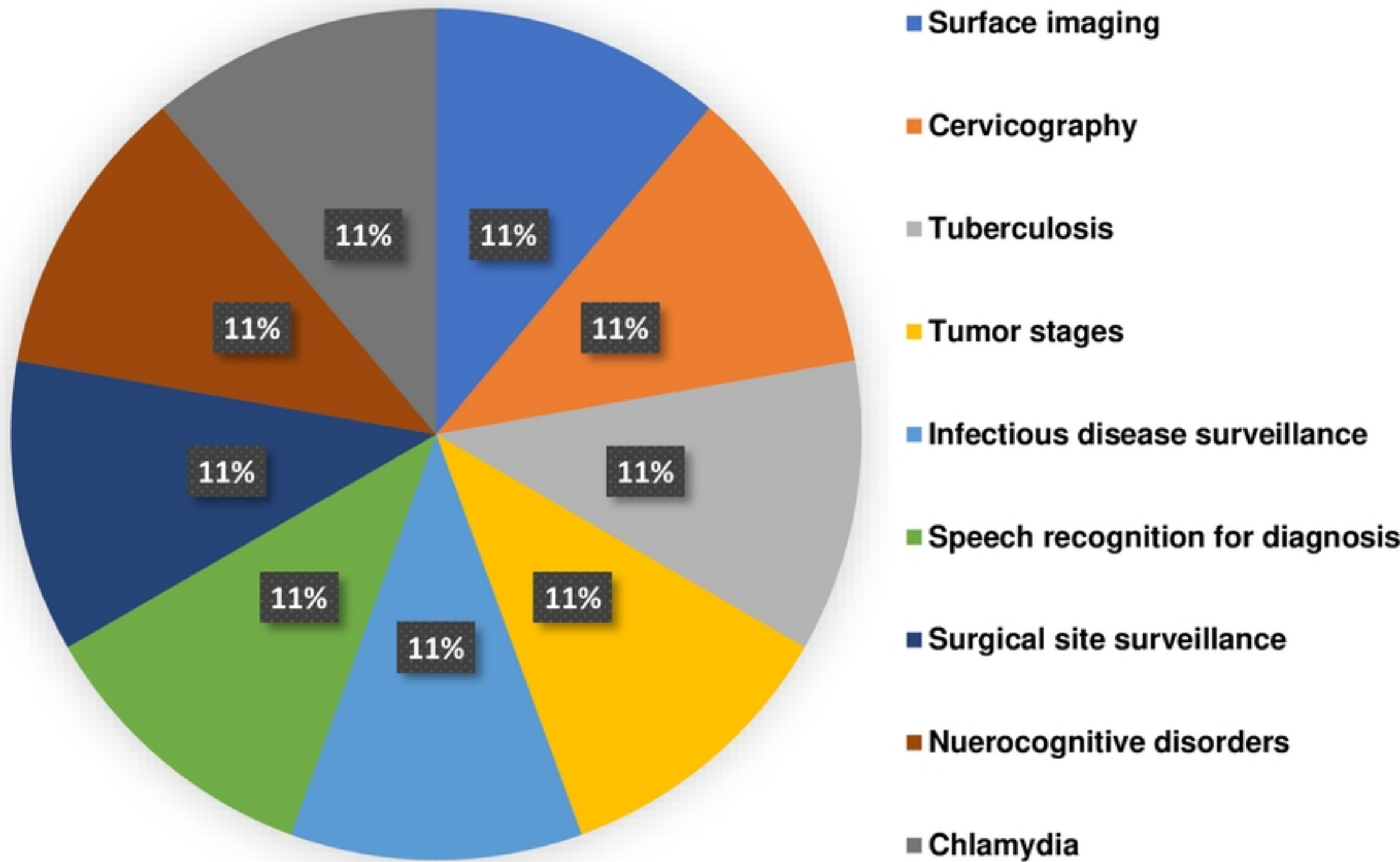


Fig.3

Distribution of the community-based healthcare study settings

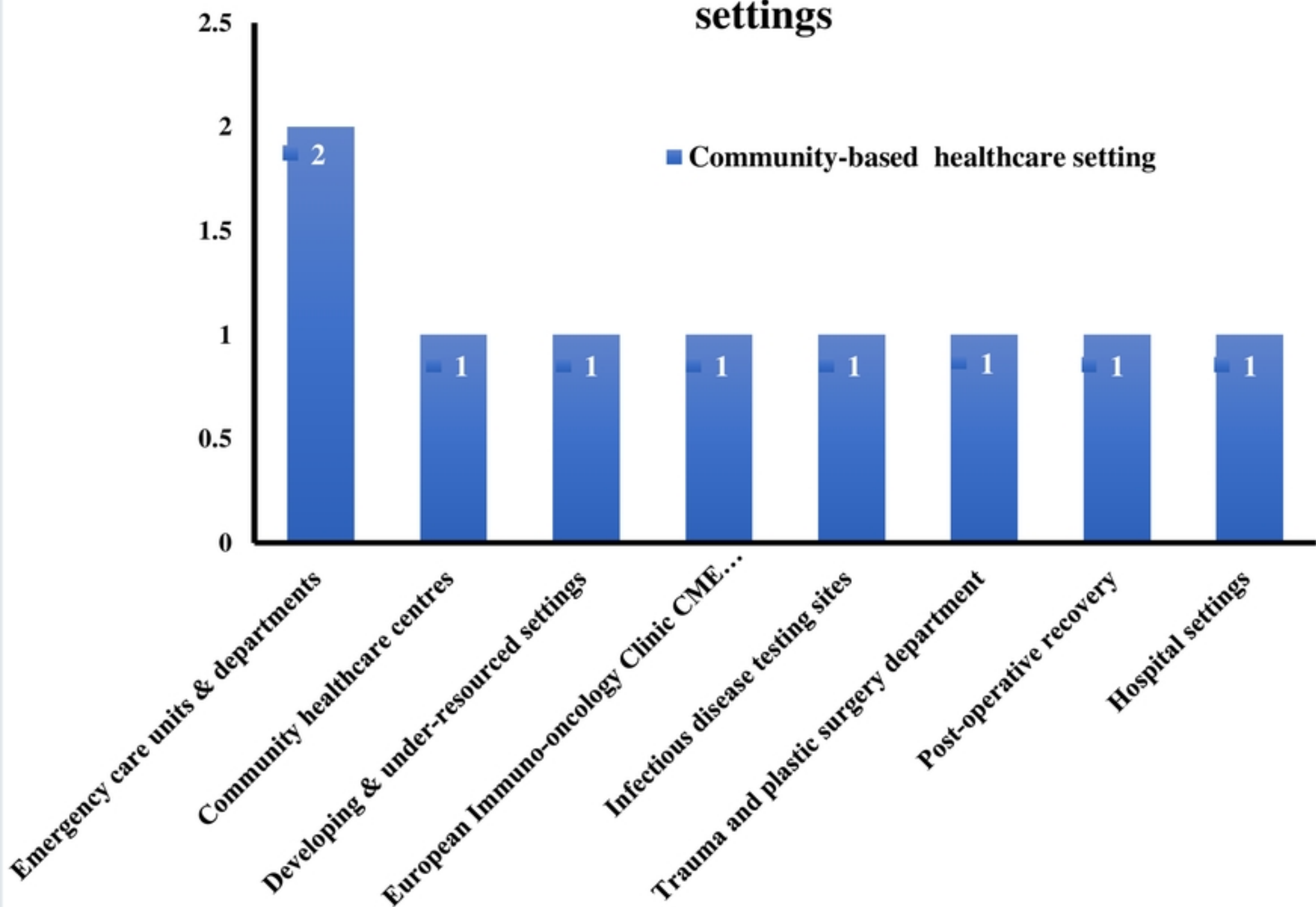


Fig.4