

1 **Characterisation of populations at risk of sub-optimal dosing of artemisinin-based**
2 **combination therapy in Africa**

3

4 **Short title: Population groups at risk of sub-optimal artemisinin-based therapy in Africa**

5

6 Abena Takyi^{1,2,3,4¶}, Verena I. Carrara^{1,2,3,5¶}, Prabin Dahal^{1,2,3}, Marianna Przybylska⁶, Eli Harriss⁷,

7 Genevieve Insaïdo⁸, Karen I. Barnes^{2,3,9}, Philippe J Guerin^{1,2,3}, Kasia Stepniewska^{1,2,3}

8

9

10 ¹ Centre for Tropical Medicine and Global Health, Nuffield Department of Medicine, University of
11 Oxford, Oxford, United Kingdom.

12 ² Infectious Diseases Data Observatory (IDDO), Oxford, United Kingdom.

13 ³ WorldWide Antimalarial Resistance Network (WWARN), Oxford, United Kingdom.

14 ⁴ Department of Child Health, Korle Bu Teaching Hospital, Accra, Ghana.

15 ⁵ Institute of Global Health, Faculty of Medicine, University of Geneva, Geneva, Switzerland.

16 ⁶ Royal Infirmary Edinburgh, NHS Lothian, Edinburgh, United Kingdom.

17 ⁷ The Knowledge Centre, Bodleian Health Care Libraries, University of Oxford, Oxford, OX3 7DQ, UK

18 ⁸ Holy family Hospital, Nkawkaw, Eastern Region, Ghana

19 ⁹ Division of Clinical Pharmacology, Department of Medicine, University of Cape Town, Cape Town,
20 South Africa.

21

22 **Corresponding authors:**

23 Kasia Stepniewska kasia.stepniewska@wwarn.org

24 Philippe J. Guerin philippe.guerin@wwarn.org

25

26 [¶]These authors contributed equally to this work. This preprint reports new research that has not been certified by peer review and should not be used to guide clinical practice.

27 Abstract

28 Introduction: Selection of resistant malaria strains occurs when parasites are exposed to inadequate
29 antimalarial drug concentrations. The proportion of uncomplicated *falciparum* malaria patients at risk
30 of being sub-optimally dosed with the current World Health Organization (WHO) recommended
31 artemisinin-based combination therapies (ACTs) is unknown. This study aims to estimate this
32 proportion and the excess number of treatment failures (recrudescences) associated with sub-optimal
33 dosing in Sub-Saharan Africa.

34 Methods: Sub-populations at risk of sub-optimal dosing include wasted children <5 years of age;
35 patients with hyperparasitaemia; pregnant women; people living with HIV; and overweight adults.
36 Country-level data on population structure were extracted from openly accessible data sources.
37 Pooled adjusted Hazard Ratios for PCR-confirmed recrudescence were estimated for each risk group
38 from published meta-analyses using fixed-effect meta-analysis.

39 Results: In 2020, of 153.1 million uncomplicated *P. falciparum* malaria patients in Africa, the largest
40 risk groups were the hyperparasitaemic patients (13.2 million, 8.6% of uncomplicated malaria cases)
41 and overweight adults (10.3 million, 6.7% of uncomplicated cases). The excess total number of
42 treatment failures ranged from 323,247 for a 98% baseline ACT efficacy to 1,292,987 for a 92%
43 baseline ACT efficacy.

44 Conclusion: An estimated 1 in nearly 4 people with uncomplicated confirmed *P. falciparum* malaria in
45 Africa are at risk of receiving a sub-optimal antimalarial drug dosing. This increases the risk of
46 antimalarial drug resistance and poses a serious threat to malaria control and elimination efforts.
47 Changes in antimalarial dosing or treatment duration of current antimalarials may be needed and new
48 antimalarials development should ensure sufficient drug concentration levels in these sub-
49 populations that carry a high malaria burden.

50

51

52 Introduction

53 In 2021, the World Health Organization (WHO) Africa region alone accounted for approximately 234
54 of the estimated 247 million malaria cases and 96% of the estimated 619,000 malaria deaths
55 worldwide. Four sub-Saharan Africa countries contributed to about half of the total burden of cases.
56 Increasing investment in malaria control and the scaling up of artemisinin-based combination
57 treatment (ACT) deployment led to a steady decline of 27% in the incidence of malaria cases between
58 2000 and 2015. Since the number of malaria cases is rising again, most of the increase occurring in the
59 African region [1]. The COVID-19 pandemic seriously disrupted healthcare systems and alongside the
60 direct impact on malaria control programmes, in most endemic countries, access to health care
61 remains challenging for many patients; the 2022 WHO World Malaria Report estimates that an
62 additional 13.4 million cases and 63,000 deaths worldwide were due to disruptions during the
63 pandemic [1].

64 *Plasmodium falciparum* (*Pf*) is responsible for most cases of severe malaria and the majority of malaria
65 deaths. The continuous reduction in malaria deaths prior to the pandemic, 37% since 2000, persisted
66 despite the increasing number of cases observed. This success might be attributed to the widespread
67 availability of intravenous artesunate followed by an ACT for the treatment of severe malaria [2, 3].

68 Following the emergence and spread of *Pf* resistant strains to sequential monotherapies, namely
69 chloroquine in the 1960s, followed by sulfadoxine-pyrimethamine in the 1980s [4, 5], and then
70 mefloquine in the 1990s [6], the ACTs became the WHO recommended first-line treatment for
71 uncomplicated *Pf* malaria in 2006 [7]. Since its introduction, artemisinin resistance has been reported
72 in 2007 in Southeast Asia and in Eastern India [8-10]. Resistance to the partner drugs associated with
73 the artemisinin derivatives is of high concern in these regions, leaving very few therapeutic options
74 [11, 12]. With the recent confirmation of independent foci of clinically significant artemisinin
75 resistance emerging on the African continent, specifically in Uganda, Rwanda and Eritrea, and low

76 PCR-adjusted efficacy including in Burkina Faso and Angola, artemisinin and/or partner drug resistance
77 could threaten malaria control and elimination efforts across the continent [13].

78 Resistance can arise as a consequence of spontaneous changes in the genetic structure of the parasite
79 which provides a competitive advantage allowing it to survive the treatment even when the patient
80 receives recommended doses of ACTs [5]. Another scenario conducive for the selection of resistant
81 parasite strains is inadequate drug exposure [14] or sub-optimal-dosing, a situation where parasites
82 are exposed to an insufficient drug concentration and/or for an inadequate duration to clear the
83 infection [5]. Reduced drug exposure can occur for various reasons including prescription of an
84 inadequate dose (lower than the manufacturer's recommended dose), poor patient adherence, poor-
85 quality medicines (either sub-standard or falsified medicines with reduced active ingredients), or
86 inadequate absorption (e.g. acute vomiting shortly after drug administration) [15, 16]. These
87 contributory factors may be avoidable. Absorption, distribution or metabolism of the drug, can also
88 differ among specific groups of patients so that taking the same recommended dose in mg/kg body
89 weight can lead to differing drug exposure [14].

90 As control efforts in Africa result in reduced transmission and case burden of infection, acquired
91 immunity is waning, increasing the risk of more severe forms of the disease as well as resistant strains
92 emerging and surviving in non-immune patients [17]. In the absence of alternatives to artemisinin
93 based antimalarials in the near future, protecting the efficacy of available ACTs by identifying patient
94 groups at high risk of receiving inadequate dosing and finding ways to optimise their treatment is
95 paramount for the success of disease control and elimination.

96 The current WHO guidelines for malaria [14] identify five groups of population at risk of sub-optimal
97 dosing: (i) malnourished children <5 years of age, (ii) pregnant women, (iii) overweight adults, (iv)
98 patients with uncomplicated hyperparasitaemia, (v) patients co-infected with HIV or TB. WHO states
99 that for these groups "data on antimalarial drug efficacy are still limited and insufficient evidence
100 exists to warrant dose modification". Close monitoring of these sub-groups is strongly recommended
101 as the risk for treatment failure and/or development of severe malaria with standard drug dosing is

102 increased. However, the current WHO protocol for “methods for surveillance of antimalarial drug
103 efficacy” recommends excluding severely malnourished children, cases of uncomplicated
104 hyperparasitaemia, pregnant women and people living with HIV (PLHIV) from Therapeutic Efficacy
105 Studies (TES) [18, 19]. Consequently, current ACT dosage regimens optimised from trials conducted
106 initially in healthy adults and well-nourished children, must be extrapolated to these excluded
107 populations [20].

108 This study aims to estimate the proportion of uncomplicated *Pf* malaria cases in endemic African
109 countries at risk of receiving sub-optimal dosing of oral ACTs and to estimate the fraction of treated
110 patients likely to fail treatment because of sub-optimal dosing.

111

112 Methods

113 African countries with a malaria transmission intensity estimated at one or more cases per 1000
114 population in 2020 [21] were included. Malaria risk was considered four times higher in rural areas
115 than urban settings based on published entomological inoculation rate estimates. Proportion of risk
116 groups within malaria patient population was assumed to be the same as in the overall country
117 population, but the difference in malaria prevalence between urban and rural areas was accounted
118 for. Levels of malaria endemicity were categorised as hypo-endemic if *Pf* rate in children aged 2-9
119 years of age was $\leq 10\%$; meso-endemic if parasite rate was 11-50%; or hyperendemic if $>50\%$.
120 Malnutrition was defined as wasting (z-score weight-for-height $< -2SD$), overweight as body-mass index
121 (BMI) $\geq 25\text{kg/m}^2$, hyperparasitaemia as $>100,000$ parasites per microliter. Details of data sources,
122 variables extracted and variables derived are provided in supplementary material p2-8.

123 As ACT coverage and adherence was not available across all sub-populations, 100% coverage of and
124 adherence with ACTs was assumed.

125 Estimation of failure rates on ACTs for sub-population of interest

126 Absolute and relative estimates of PCR-confirmed recrudescence were extracted from published
127 meta-analyses or systematic literature reviews, searched for on Epistemonikos (supplementary
128 material p9). Two additional systematic reviews were conducted to collate necessary data to support
129 this analysis: one on the efficacy of ACTs in PLHIV (Prospero registration CRD42018089860, study
130 ongoing), and another in non-pregnant, overweight or obese adults (Prospero registration
131 CRD42018090521, available in supplementary material p10-12).

132 Where available, fixed-effect pooled estimates from meta-analyses' Hazard Ratios (HR) were
133 calculated by risk group of interest. Otherwise, risk of treatment failure was derived from individual
134 studies and a sensitivity analysis was performed assuming HR range 1.2-2.0. A 2-8% range of
135 hypothetical treatment failure rates in adequately dosed patients was considered, given the current
136 resistance data available from Africa and WHO recommendations to change drug policy if Adequate
137 Clinical and Parasitological Response (ACPR) rate falls below 90% [18].

138

139 Results

140 Number of malaria cases

141 Of 154.6 million confirmed cases, 153.1 million were estimated to be due to uncomplicated malaria
142 of which 37.4 million (24.4%) were in children <5 years of age, 56.1 million (36.6%) in those 5-14 years
143 of age, and 59.6 million (39.0%) in adults >14 years. Country-specific extracted data are provided in
144 supplementary material p12-19. Patients with hyperparasitaemia (13.2 million, 8.6% of uncomplicated
145 malaria cases) and overweight adults (10.3 million, 6.7% of uncomplicated cases) were the largest risk
146 groups in all regions and endemicity areas. Malaria in wasted children was estimated to reach 2.5
147 million, representing 1.6% of all uncomplicated cases. There were 6.4 million uncomplicated cases in
148 pregnant women, 4.2% of total malaria burden and 10.7% of cases in adult population. The highest

149 proportions of PLHIV and of pregnant women at increased risk of sub-optimal dosing were in East
 150 Africa (1.5% and 2.9%, respectively), while wasted children were predominant in meso-endemic
 151 regions (2.4% vs. 0.1% in hypo-endemic areas), Table 1.

152

153 **Table 1. Number (in millions) of uncomplicated malaria cases per sub-population at increased risk**
 154 **of sub-optimal dosing.**

		Wasted (in <5 years)	Pregnancy (in females >14 years)	Overweight (in >14 years)	PLHIV (in all ages)	Hyperparasitaemia (in all ages)
Total	N	2.5	6.4	10.3	1.9	13.2
41 African countries	%	1.6	4.2	6.7	1.2	8.6
<i>By region</i>						
Northern Africa	N	<0.1	0.1	0.2	<0.1	0.1
(1 country)	%	0.0	0.1	0.1	0.0	0.1
East Africa	N	0.5	2.9	4.7	1.5	5.2
(15 countries)	%	0.3	1.9	3.1	1.0	3.4
West Africa	N	1.1	2.0	3.6	0.2	4.8
(15 countries)	%	0.7	1.3	2.4	0.1	3.1
Central Africa	N	0.9	1.4	1.8	0.2	3.1
(9 countries)	%	0.6	0.9	1.1	0.1	2.0
Southern Africa	N	<0.1	<0.1	<0.1	<0.1	<0.1
(1 country)	%	0.0	0.0	0.0	0.0	0.0
<i>By endemicity¹</i>						
Hypo-endemic	N	0.1	1.0	2.0	0.3	1.5

(16 countries)	%	0.1	0.7	1.3	0.2	0.9
Meso-endemic	N	2.4	5.4	8.3	1.6	11.7
(25 countries)	%	1.5	3.5	5.4	1.0	7.7

155 Percentages are in total of uncomplicated cases. The list of countries by region and by endemicity
156 areas are reported in supplementary material p12-13.

157 ¹ Hypo-endemicity: *Plasmodium falciparum* (*Pf*) prevalence in 2-9 years old <10%; Meso-endemicity:
158 *Pf* prevalence in 2-9 years old 11-50%. No country was reported as hyper-endemic in 2020.

159 In <5 years: children under 5 years old; in >14 years: adults aged 15 years and older.

160

161 Distribution of estimated malaria cases across risk groups varied between countries (Fig. 1 and
162 supplementary material p17-19). The proportion of PLHIV with malaria varied between <0.1 and 4.4%
163 in all countries except Zimbabwe and Namibia, where this sub-population harboured an estimated 7.9
164 and 8.0% of all uncomplicated *Pf* cases respectively. The proportion of overweight adults varied
165 between 10 and 32% of adults with uncomplicated *Pf* malaria. Proportion of wasted children among
166 children under 5 years with uncomplicated *Pf* malaria was the highest in South Sudan (24%) and
167 Djibouti (30%), (supplementary material p19).

168

169 **Fig 1. Number (in million) of estimated uncomplicated *Pf* malaria cases by country and region,**
170 **showing sub-population distribution with increased risk of sub-optimal dosing.**

171

172 Number of treatment failures

173 The systematic review identified five IPD meta-analyses which provided HR estimates for
174 hyperparasitaemic patients (PRISMA flow diagram in supplementary material p9), and individual
175 studies provided estimates for PLHIV (n=4) and malnourished children <5 years of age (n=1), Table 2.

176 No relevant studies were identified for overweight or obese patients (supplementary material p10-
177 12) nor pregnant women.

178

179 **Table 2. Risk of treatment failure by age group and sub-population at increased risk of sub-optimal**
180 **dosing used in calculation of the excess number of malaria infections.¹**

Risk groups	Hazard Ratios [95%CI]	References to IPD meta-analyses or individual studies
<5 years		
Hyperparasitaemic	1.50 [1.21-1.86] (Pooled)	WWARN A-L Dose Impact SG, 2015 (PMID 25788162) Saito M, 2020 (PMID 32530424) WWARN DP SG, 2013 (PMID 24311989) WWARN AS-AQ SG, 2015 (PMID 25888957)
PLHIV	1.5 (from individual studies in Uganda and Zambia)	Kajubi R, 2016 (PMID 5170492) Kanya MR 2006 (PMID 1925269) Parikh S, 2016 (PMID 4946019) Van Geertruyden JP, 2006 (PMID 16960779)
Wasted	1.41 [1.07; 1.86]	Stepniewska K, 2016 (65 th annual meeting ASTM&H, conference paper)
None of these	1.0	
5 to 14 years		
Hyperparasitaemic	1.50 [1.21-1.86] (Pooled)	WWARN A-L Dose Impact SG, 2015 (PMID 25788162) Saito M, 2020 (PMID 32530424) WWARN DP SG, 2013 (PMID 24311989)

		WWARN AS-AQ SG, 2015 (PMID 25888957)
PLHIV	1.5 (from individual studies in Uganda and Zambia)	Kajubi R, 2016 (PMID 5170492) Kanya MR 2006 (PMID 1925269) Parikh S, 2016 (PMID 4946019) Van Geertruyden JP, 2006 (PMID 16960779)
None of these	1.0	
>14 years		
Hyperparasitaemic	1.50 [1.21-1.86] (Pooled)	WWARN A-L Dose Impact SG, 2015 (PMID 25788162) Saito M, 2020 (PMID 32530424) WWARN DP SG, 2013 (PMID 24311989) WWARN AS-AQ SG, 2015 (PMID 25888957)
PLHIV	1.5 (from 2 individual studies)	Kajubi R, 2016 (PMID 5170492) Kanya MR 2006 (PMID 1925269) Parikh S, 2016 (PMID 4946019) Van Geertruyden JP, 2006 (PMID 16960779)
Overweight	1.5 (Assumed)	
Pregnant	1.5 (Assumed)	
None of these	1.0	

181 ¹HR for treatment failure associated with hyperparasitaemia or with HIV was assumed to be the same

182 across all age groups.

183

184 At drug efficacy of 98%, 95% and 92%, the expected number of PCR-corrected treatment failures

185 (recrudescences) were estimated as: 3.1, 7.6 or 12.3 million, and the number of excess rates as 0.4,

186 1.1 or 1.4 million, respectively (assuming HR=1.5 for pregnant women and overweight patients). The

187 largest contribution to the excess number of treatment failures came from hyperparasitaemic patients

188 (44.2%), (Table 3, Fig. 2, supplementary material p20). Overweight adults, pregnant women, and PLHIV
 189 contributed to 23.6%, 14.6%, and 4.7% of excess failures, respectively, which, in a sensitivity analysis,
 190 changed to 12.7%, 7.8%, 2.5% (HR=1.2 assumed) and to 33.0%, 20.4%, 6.6% (HR=2.0 assumed),
 191 respectively. Wasted children contributed to 12.9% excess failures.

192

193 **Table 3: Excess failures (in millions) estimations in different risk groups, assuming different**
 194 **treatment failure rates and a range of assumed Hazard Ratios (HR) for PLHIV, pregnant women, and**
 195 **overweight adults.**

	Main Analysis			Sensitivity analysis					
	Assumed HR=1.5 for PLHIV, Overweight, Pregnant			Assumed HR=1.2 for for PLHIV, Overweight, Pregnant			Assumed HR=2 for for PLHIV, Overweight, Pregnant		
Risk groups	2% failure	5% failure	8% failure	2% failure	5% failure	8% failure	2% failure	5% failure	8% failure
<5 years									
Hyperparasitaemic	0.096	0.240	0.384	0.096	0.240	0.384	0.096	0.240	0.384
PLHIV	0.002	0.006	0.009	0.001	0.002	0.004	0.005	0.011	0.018
Wasted	0.056	0.140	0.225	0.056	0.140	0.225	0.056	0.140	0.225
sub-total for <5y	0.154	0.386	0.618	0.153	0.382	0.613	0.157	0.391	0.627
5-14 years									
Hyperparasitaemic	0.057	0.143	0.228	0.057	0.143	0.228	0.057	0.143	0.228
PLHIV	0.001	0.004	0.006	0.001	0.001	0.002	0.003	0.007	0.012
sub-total for 5-14y	0.058	0.147	0.234	0.058	0.144	0.230	0.060	0.150	0.240
>14 years									
Hyperparasitaemic	0.039	0.098	0.157	0.039	0.098	0.157	0.039	0.098	0.157

PLHIV	0.017	0.042	0.067	0.007	0.017	0.027	0.034	0.084	0.135
Overweight	0.103	0.257	0.411	0.041	0.103	0.164	0.205	0.514	0.822
Pregnant	0.064	0.159	0.255	0.025	0.064	0.102	0.127	0.318	0.509
sub-total for >14y	0.223	0.556	0.890	0.112	0.282	0.450	0.405	1.014	1.623
Overall TOTAL failures	0.435	1.089	1.742	0.323	0.808	1.293	0.622	1.555	2.490

196

197

198 **Fig 2. Estimated number of excess treatment failures in millions for different baseline treatment**
 199 **efficacy assuming Hazard Ratio (HR) of 1.2, 1.5 and 2.0 in patients living with HIV (PLHIV),**
 200 **overweight adults, and pregnant women.**

201

202 Three of the five IPD meta-analyses consistently identified that children <5 years of age with
 203 uncomplicated malaria but without the above-mentioned risk factors were also at the increased risk
 204 of treatment failure when compared to adults (HR 2.68 [95%CI: 1.87-3.85], supplementary material
 205 p21-24) and were associated with an estimated additional number of failure rates of 1.050 - 4.202
 206 million for ACPRs between 98% and 92%.

207

208 Discussion

209 This study estimated that nearly one in four uncomplicated *Pf* malaria patients in Africa are within a
 210 sub-population of patients considered at risk of sub-optimal ACT dosing by the WHO [1]. We estimated
 211 that excess annual treatment failures could range between 0.32 to 1.29 million, 0.44 to 1.09 million
 212 and 0.62 to 2.49 million individuals in the five identified sub-populations with an ACPR of 98%, 95%
 213 and 92%, respectively.

214 Until optimised dosage regimens are defined for these groups, the close monitoring of treatment
 215 response in all those at risk of sub-optimal dosing will become paramount to successfully limit the

216 emergence and spread of artemisinin- and partner drug- resistant parasite strains on the African
217 continent. This is especially important at a time when clinically significant artemisinin resistance has
218 been confirmed in at least three African countries [13] and when acquired immunity is waning in
219 regions successfully controlling the overall malaria burden [17]; and is part of the new WHO strategy
220 to minimize the threat and impact of antimalarial drug resistance in Africa [13].

221 Patients with uncomplicated hyperparasitaemia accounted for 13.2 million, or 8.6%, of estimated
222 uncomplicated malaria cases and are the largest contributor of estimated excess treatment failures.

223 In this study uncomplicated hyperparasitaemia was defined as $>100,000$ parasites/ μL , based on two
224 meta-analyses defining this as the threshold for an increased risk of treatment failure [22, 23] and its
225 proportion based on a meta-analysis on 56,000 individual patients' data that included 29 African
226 countries in low, moderate, and high malaria transmission areas [24]. This proportion however may
227 be an underestimation as patients with this level of parasitaemia are often excluded from
228 uncomplicated malaria clinical trials [19]. Patients with uncomplicated hyperparasitaemia and without
229 other clinical signs of severity are an important reservoir of de-novo resistance [25]. Additionally,
230 inadequate treatment may aggravate the patient's clinical condition and increase risk of death [26].

231 Although severely ill hyperparasitaemic patients are likely to be hospitalised and treated parentally,
232 recognising a patient with isolated uncomplicated hyperparasitaemia is challenging as diagnosis is
233 usually made by qualitative malaria rapid diagnostic tests and without microscopic confirmation of
234 parasite density. These patients are thus likely to receive a standard oral ACT dosage regimen that
235 may be insufficient to reduce their high parasite biomass thus increasing the risk of recrudescence
236 [25]. Once the diagnosis of uncomplicated hyperparasitaemia is made then the treatment remains
237 problematic as evidence to date to support, e.g. increasing the ACT duration, is insufficient [14, 27].

238 Malaria and undernutrition often coincide in Africa, where approximately 1 in 3 children under 5 years
239 of age are underweight, supplementary material p25. The risk of malaria and treatment failure
240 according to nutritional status remains complex [28]. Furthermore, malnutrition may worsen the
241 severity of malaria and increase the risk of malaria deaths [29] and acutely undernourished (wasted)

242 children are at an increased risk of ACT treatment failure [30]. This is reflected within the current WHO
243 malaria treatment guidelines when referring to children “malnourished” as being at risk of sub-optimal
244 dosing. In 2019, a year prior to the COVID-19 pandemic, an estimated 12.7 million children <5 years
245 of age in Africa were acutely malnourished, of whom 3.5 million were considered severely wasted
246 (weight-for-height Z-score <-3SD) and at higher risk of infection, complications and death [31]. The
247 many social, economic, and health-related disruptions triggered by the COVID-19 pandemic alongside
248 the current food shortage due to the war in Ukraine aggravate the nutritional status of an additional
249 1.46 million children in Africa [32]. The present study estimates that 2.5 million moderately (weight-
250 for-height Z-score <-2SD) wasted children <5 years of age suffer from uncomplicated malaria; unless
251 they present with danger signs or complications from their malnutrition status, these children are
252 likely to be treated with ACTs including those in nutrition rehabilitation [33]. There is strong evidence
253 from studies conducted in Mali and Niger that severely wasted children, treated with a full course of
254 artemether-lumefantrine and high-fat nutritional supplements, have decreased drug exposure and a
255 higher risk of reinfection compared to those who are well-nourished [34]. Importantly, even mild
256 wasting (weight-for-height Z-score <-1SD) increases the risk of treatment failure to the above
257 estimates underestimate the total effects of wasting on ACT treatment failure [30]. Furthermore, in
258 the WWARN individual pharmacokinetic-pharmacodynamic data analysis of patients treated with
259 artemether-lumefantrine, underweight (weight-for-age Z score <-2 SD) children under 3 years of age
260 had a 23% [95%CI 1; 41] lower day 7 lumefantrine concentration [35] and underweight African children
261 <3 years of age had a higher risk of treatment failure (HR 1.66 [95%CI 1.05; 2.63]) compared to
262 adequately-nourished children of the same age [23]. Improving our understanding of the complex
263 interactions between nutritional status, antimalarial drug absorption and ACT efficacy is paramount
264 to improve clinical management of these patients and avoid preventable treatment failures and
265 increasing antimalarial resistance.

266 In this study, persons who are overweight accounted for an estimated 10.3 million, or 6.7% of all
267 estimated uncomplicated malaria cases, the second largest risk group. The pharmacological profile of

268 lipophilic antimalarial drugs in overweight or obese people may be altered. One small recent
269 pharmacokinetic study on healthy males showed non-significantly lowered artemether-lumefantrine
270 plasma drug concentrations with higher body-weight, but was likely underpowered with only 7
271 overweight and 3 obese participants included [36]. Publications evaluating their risks of sub-optimal
272 dosing [37], recrudescence or even severity are still too sparse to provide reliable estimates of effect,
273 which is expected to vary with both the degree of obesity, antimalarial used, and level of immunity
274 among adults enrolled. One study conducted in Sweden retrospectively reviewed medical charts of
275 patients hospitalised with falciparum malaria and concluded that median body mass index (BMI) in
276 patients with severe malaria was significantly higher (29.3 kg/m²) than for those with uncomplicated
277 malaria, concluding obesity (BMI ≥30 kg/m²) was significantly associated with severe malaria at
278 diagnosis [38]. A study by Hatz *et al.* in 165 non-immune adults reported a decreased artemether-
279 lumefantrine day-28 parasitological cure rate (93.4% [95%CI 85.3; 97.8] in patients ≥65 kg compared
280 to those <65 kg (100% [95%CI 92.5; 100]) [39]. In principle, dosing of ACTs should be based on a target
281 mg/kg body weight dose, but ACTs are mostly available as pre-packaged treatments based on a single
282 adult weight-band (e.g. artemether-lumefantrine dosage is identical for anyone weighing ≥35 kg) [14].
283 Increasing the treatment dose or prolonging the treatment regimen [40] for overweight patients could
284 be feasible; however, it may be challenging in some primary health care contexts. As malaria
285 transmission intensity decreases, the age distribution of malaria morbidity and mortality burden
286 expands, with increased prevalence of malaria in the adult population. In parallel an increase in the
287 prevalence of overweight/obesity in African adults has also been observed [41-43]. Therefore,
288 improving diagnosis and treatment in older age groups remains relevant to advance elimination and
289 delay resistance [44]; thus overweight adults should be actively included in dose optimization studies
290 to provide data on this important population.

291 PLHIV could contribute to 1.2% of all estimated uncomplicated malaria cases and between 2.6% and
292 6.6% of estimated excess failures. As antiretroviral therapy (ART) coverage increases [45] together
293 with a shift towards dolutegravir-based ARTs that have fewer drug-drug interactions [46], PLHIV may

294 become less at risk of sub-optimal ACT dosing with standard 3-day regimen; this risk remains however
295 for those receiving rifampicin-based tuberculosis treatment or efavirenz-based ARTs [47, 48].
296 Furthermore, PLHIV have higher parasites densities and children infected with HIV have been reported
297 having slower parasite clearance than HIV-free children [49]. A recent review on the role of HIV
298 infection on malaria transmission suggests a higher risk of re-infection in population infected with HIV-
299 1 [50].

300 The current WHO Malaria guidelines for treating uncomplicated malaria in pregnancy recommend
301 that artemether-lumefantrine should be used in all trimesters [14]. However, artemether-
302 lumefantrine, the most widely used ACT in Africa, had a lower PCR-corrected cure rate compared to
303 other ACTs in a large IPD meta-analysis evaluating the efficacy and tolerability of ACTs in pregnancy
304 [51], which could be attributed to changes in the pharmacokinetics of lumefantrine during pregnancy
305 resulting in lower drug concentration compared to non-pregnant population [52]. Longer artemether-
306 lumefantrine regimens have been tested in Thailand and in the Democratic Republic of Congo, with a
307 higher Day-7 lumefantrine concentration compared to the standard 3-day regimen but did not show
308 increase ACPRs [53]. Further studies to optimise antimalarial drug treatment in pregnancy are needed,
309 as are harmonised antimalarial therapeutic efficacy assessments in pregnancy studies [54].

310

311 **Study limitations and assumptions**

312 This study provides an estimate of the significant magnitude of the population at risk of sub-optimal
313 dosing living in 41 African countries; those estimates are based on the latest malaria and population
314 data openly available and are derived from several sources with some assumptions. Assumptions
315 made to evaluate the number of treatment failure and the proportion of excess treatment failure for
316 each sub-population evaluated. Estimates have been calculated assuming an equal risk for everyone
317 in a population sub-group and an equal risk by age category within that sub-group. The estimated
318 incidence of severe malaria cases from 2015 was applied to calculate uncomplicated episodes from
319 the 2020 total malaria data reported by WHO although malaria trends were decreasing until 2019.

320 Recent IPD meta-analysis were not available for each population category nor were exclusively
321 evaluating treatment failure risk in Africa. Risks of treatment failure associated with multiple factors
322 could not be evaluated (e.g., hyperparasitaemia in pregnancy). Because sub-group populations and
323 malaria endemicity levels were extracted at country level, granularity of risk may have been lost
324 including level of transmission or impact of seasonality. We did not account for the quality of
325 antimalarials (either substandards or falsified), the impact of other co-morbidities on the drug
326 absorption, the impact of drugs other than antiretrovirals e.g. antituberculosis drugs or the true
327 adherence to the treatment. We believe that the majority of our assumptions are likely to
328 underestimate the true overall impact of under-dosing, so provide a “best case” scenario.

329

330 Conclusion

331 This study estimates that nearly 1 in 4 people with uncomplicated confirmed malaria in Africa are at
332 risk of sub-optimal antimalarial drug dosing. This is the first attempt to quantify this issue, which poses
333 a serious threat to malaria control efforts. Adequate antimalarial drug dosing is essential for both
334 maximising cure rates and the prevention or delay of resistance emergence or its expansion.
335 Optimised drug dosing or longer treatment duration of currently used ACTs may be needed in those
336 at risk of sub-optimal antimalarial drug dosing. The largest contribution to the excess number of
337 treatment failures came from hyperparasitaemic patients. A malaria diagnosis that includes a
338 quantitative or semi-quantitative parasite count at all levels of health care would be of great public
339 health value to identify patients with uncomplicated hyperparasitaemia who should receive an
340 adapted treatment. New antimalarials should be evaluated to provide sufficient drug concentrations
341 not only in otherwise healthy adults, but also to all at risk sub-populations that carry a high malaria
342 burden.

343

344 Acknowledgments

345 The authors would like to thank Jamie T. Griffin and colleagues for sharing the data used in their model
346 for estimating the proportion of malaria cases in each age group according to the different types of
347 malaria transmission (Figure 3c from the manuscript entitled Griffin, J.T., N.M. Ferguson, and A.C.
348 Ghani, *Estimates of the changing age-burden of Plasmodium falciparum malaria disease in sub-*
349 *Saharan Africa*. Nat Commun, 2014. 5: p. 3136). This study is supported by the Bill & Melinda Gates
350 Foundation (grant INV-004713).

351

352 References

- 353 1. World malaria report 2022. Geneva: World Health Organization, 2022.
- 354 2. Thwing J, Eisele TP, Steketee RW. Protective efficacy of malaria case management and
355 intermittent preventive treatment for preventing malaria mortality in children: a systematic review
356 for the Lives Saved Tool. BMC Public Health. 2011;11 Suppl 3:S14. Epub 2011/04/29. doi:
357 10.1186/1471-2458-11-S3-S14. PubMed PMID: 21501431; PubMed Central PMCID:
358 PMCPMC3231887.
- 359 3. White NJ, Pukrittayakamee S, Hien TT, Faiz MA, Mokuolu OA, Dondorp AM. Malaria. Lancet.
360 2014;383(9918):723-35. doi: 10.1016/S0140-6736(13)60024-0. PubMed PMID: 23953767.
- 361 4. Roper C, Pearce R, Nair S, Sharp B, Nosten F, Anderson T. Intercontinental spread of
362 pyrimethamine-resistant malaria. Science. 2004;305(5687):1124. PubMed PMID: 15326348.
- 363 5. White NJ. Antimalarial drug resistance. J Clin Invest. 2004;113(8):1084-92. Epub 2004/04/16.
364 doi: 10.1172/JCI21682. PubMed PMID: 15085184; PubMed Central PMCID: PMCPMC385418.
- 365 6. Mockenhaupt FP. Mefloquine resistance in Plasmodium falciparum. Parasitol Today.
366 1995;11(7):248-53. Epub 1995/07/01. doi: 10.1016/0169-4758(95)80201-0. PubMed PMID:
367 15275335.
- 368 7. WHO briefing on *Malaria Treatment Guidelines* and artemisinin monotherapies. Geneva:
369 World Health Organization, 2006.
- 370 8. Dondorp AM, Nosten F, Yi P, Das D, Phyo AP, Tarning J, et al. Artemisinin resistance in
371 Plasmodium falciparum malaria. N Engl J Med. 2009;361(5):455-67. doi: 10.1056/NEJMoa0808859.
372 PubMed PMID: 19641202; PubMed Central PMCID: PMCPMC3495232.
- 373 9. Mishra N, Kaitholia K, Srivastava B, Shah NK, Narayan JP, Dev V, et al. Declining efficacy of
374 artesunate plus sulphadoxine-pyrimethamine in northeastern India. Malar J. 2014;13:284. Epub
375 20140722. doi: 10.1186/1475-2875-13-284. PubMed PMID: 25052385; PubMed Central PMCID:
376 PMCPMC4127069.
- 377 10. Tun KM, Imwong M, Lwin KM, Win AA, Hlaing TM, Hlaing T, et al. Spread of artemisinin-
378 resistant Plasmodium falciparum in Myanmar: a cross-sectional survey of the K13 molecular marker.
379 Lancet Infect Dis. 2015;15(4):415-21. Epub 20150220. doi: 10.1016/S1473-3099(15)70032-0.
380 PubMed PMID: 25704894; PubMed Central PMCID: PMCPMC4374103.
- 381 11. Amaratunga C, Lim P, Suon S, Sreng S, Mao S, Sopha C, et al. Dihydroartemisinin-piperaquine
382 resistance in Plasmodium falciparum malaria in Cambodia: a multisite prospective cohort study.

- 383 Lancet Infect Dis. 2016;16(3):357-65. Epub 20160108. doi: 10.1016/S1473-3099(15)00487-9.
384 PubMed PMID: 26774243; PubMed Central PMCID: PMCPMC4792715.
- 385 12. Shrestha B, Shah Z, Morgan AP, Saingam P, Chaisatit C, Chaorattanakawee S, et al.
386 Distribution and Temporal Dynamics of Plasmodium falciparum Chloroquine Resistance Transporter
387 Mutations Associated With Piperaquine Resistance in Northern Cambodia. J Infect Dis.
388 2021;224(6):1077-85. doi: 10.1093/infdis/jiab055. PubMed PMID: 33528566; PubMed Central
389 PMCID: PMCPMC8448439.
- 390 13. Strategy to respond to antimalarial drug resistance in Africa. Geneva: World Health
391 Organization, 2022.
- 392 14. WHO Guidelines for malaria, 3 June 2022. Geneva: World Health Organization, 2022.
- 393 15. Barnes KI, Watkins WM, White NJ. Antimalarial dosing regimens and drug resistance. Trends
394 Parasitol. 2008;24(3):127-34. Epub 20080211. doi: 10.1016/j.pt.2007.11.008. PubMed PMID:
395 18262470.
- 396 16. Leslie T, Kaur H, Mohammed N, Kolaczinski K, Ord RL, Rowland M. Epidemic of Plasmodium
397 falciparum malaria involving substandard antimalarial drugs, Pakistan, 2003. Emerg Infect Dis.
398 2009;15(11):1753-9. doi: 10.3201/eid1511.090886. PubMed PMID: 19891862; PubMed Central
399 PMCID: PMCPMC2857251.
- 400 17. Pongtavornpinyo W, Yeung S, Hastings IM, Dondorp AM, Day NP, White NJ. Spread of anti-
401 malarial drug resistance: mathematical model with implications for ACT drug policies. Malar J.
402 2008;7:229. Epub 2008/11/04. doi: 10.1186/1475-2875-7-229. PubMed PMID: 18976503; PubMed
403 Central PMCID: PMCPMC2585590.
- 404 18. Methods for surveillance of antimalarial drug efficacy. Geneva: World Health Organization,
405 2009.
- 406 19. Arena L, Zanamwe M, Halleux CM, Carrara V, Angus BJ, Ariana P, et al. Malaria patient
407 spectrum representation in therapeutic clinical trials of uncomplicated malaria: a scoping review of
408 the literature. Malar J. 2023;22(1):50. Epub 20230210. doi: 10.1186/s12936-023-04441-5. PubMed
409 PMID: 36765317; PubMed Central PMCID: PMCPMC9913008.
- 410 20. Tarning J, Zongo I, Some FA, Rouamba N, Parikh S, Rosenthal PJ, et al. Population
411 pharmacokinetics and pharmacodynamics of piperaquine in children with uncomplicated falciparum
412 malaria. Clin Pharmacol Ther. 2012;91(3):497-505. Epub 2012/01/20. doi: 10.1038/clpt.2011.254.
413 PubMed PMID: 22258469; PubMed Central PMCID: PMCPMC3736305.
- 414 21. Mendis K, Rietveld A, Warsame M, Bosman A, Greenwood B, Wernsdorfer WH. From malaria
415 control to eradication: The WHO perspective. Trop Med Int Health. 2009;14(7):802-9. Epub
416 2009/06/06. doi: 10.1111/j.1365-3156.2009.02287.x. PubMed PMID: 19497083.
- 417 22. WorldWide Antimalarial Resistance Network AS-AQ Study Group. The effect of dosing
418 strategies on the therapeutic efficacy of artesunate-amodiaquine for uncomplicated malaria: a
419 meta-analysis of individual patient data. BMC Med. 2015;13:66. Epub 20150331. doi:
420 10.1186/s12916-015-0301-z. PubMed PMID: 25888957; PubMed Central PMCID: PMCPMC4411752.
- 421 23. WorldWide Antimalarial Resistance Network A-L Dose Impact Study Group. The effect of
422 dose on the antimalarial efficacy of artemether-lumefantrine: a systematic review and pooled
423 analysis of individual patient data. Lancet Infect Dis. 2015;15(6):692-702. Epub 20150316. doi:
424 10.1016/S1473-3099(15)70024-1. PubMed PMID: 25788162; PubMed Central PMCID:
425 PMCPMC4632191.
- 426 24. WorldWide Antimalarial Resistance Network Falciparum Haematology Study Group.
427 Haematological consequences of acute uncomplicated falciparum malaria: a WorldWide Antimalarial
428 Resistance Network pooled analysis of individual patient data. BMC Med. 2022;20(1):85. Epub
429 20220307. doi: 10.1186/s12916-022-02265-9. PubMed PMID: 35249546.
- 430 25. White NJ, Pongtavornpinyo W, Maude RJ, Saralamba S, Aguas R, Stepniewska K, et al.
431 Hyperparasitaemia and low dosing are an important source of anti-malarial drug resistance. Malar J.
432 2009;8:253. Epub 2009/11/13. doi: 10.1186/1475-2875-8-253. PubMed PMID: 19906307; PubMed
433 Central PMCID: PMCPMC2784792.

- 434 26. Dondorp AM, Lee SJ, Faiz MA, Mishra S, Price R, Tjitra E, et al. The relationship between age
435 and the manifestations of and mortality associated with severe malaria. *Clin Infect Dis*.
436 2008;47(2):151-7. Epub 2008/06/07. doi: 10.1086/589287. PubMed PMID: 18533842.
- 437 27. Sowunmi A, Adedeji AA, Fateye BA, Babalola CP. Plasmodium falciparum hyperparasitaemia
438 in children. Risk factors, treatment outcomes, and gametocytaemia following treatment. *Parasite*.
439 2004;11(3):317-23. Epub 2004/10/20. doi: 10.1051/parasite/2004113317. PubMed PMID: 15490757.
- 440 28. Das D, Grais RF, Okiro EA, Stepniewska K, Mansoor R, van der Kam S, et al. Complex
441 interactions between malaria and malnutrition: a systematic literature review. *BMC Med*.
442 2018;16(1):186. Epub 2018/10/30. doi: 10.1186/s12916-018-1177-5. PubMed PMID: 30371344;
443 PubMed Central PMCID: PMC6205776.
- 444 29. Ferreira E, Alexandre MA, Salinas JL, de Siqueira AM, Benzecry SG, de Lacerda MV, et al.
445 Association between anthropometry-based nutritional status and malaria: a systematic review of
446 observational studies. *Malar J*. 2015;14:346. Epub 2015/09/18. doi: 10.1186/s12936-015-0870-5.
447 PubMed PMID: 26377094; PubMed Central PMCID: PMC4574180.
- 448 30. Stepniewska K. Assessing the impact of malnutrition on the treatment outcome of
449 artemisinin-based combination therapy in uncomplicated plasmodium falciparum malaria. *ASTMH*
450 65th Annual Meeting; Atlanta, Georgia USA2016. p. 467.
- 451 31. UNICEF, WHO, World Bank Group: Joint malnutrition estimates 2020 [cited 2022 August, 6].
452 Available from: <https://www.who.int/publications/i/item/jme-2020-edition>.
- 453 32. Headey D, Heidkamp R, Osendarp S, Ruel M, Scott N, Black R, et al. Impacts of COVID-19 on
454 childhood malnutrition and nutrition-related mortality. *Lancet*. 2020;396(10250):519-21. Epub
455 2020/07/31. doi: 10.1016/S0140-6736(20)31647-0. PubMed PMID: 32730743; PubMed Central
456 PMCID: PMC7384798.
- 457 33. Akparibo R, Harris J, Blank L, Campbell MJ, Holdsworth M. Severe acute malnutrition in
458 children aged under 5 years can be successfully managed in a non-emergency routine community
459 healthcare setting in Ghana. *Matern Child Nutr*. 2017;13(4). Epub 2017/02/12. doi:
460 10.1111/mcn.12417. PubMed PMID: 28185414; PubMed Central PMCID: PMC6865978.
- 461 34. Chotsiri P, Deneud-Ndam L, Baudin E, Guindo O, Diawara H, Attaher O, et al. Severe Acute
462 Malnutrition Results in Lower Lumefantrine Exposure in Children Treated With Artemether-
463 Lumefantrine for Uncomplicated Malaria. *Clin Pharmacol Ther*. 2019;106(6):1299-309. Epub
464 2019/06/04. doi: 10.1002/cpt.1531. PubMed PMID: 31152555; PubMed Central PMCID:
465 PMC6896236.
- 466 35. WorldWide Antimalarial Resistance Network Lumefantrine PK-PD Study Group. Artemether-
467 lumefantrine treatment of uncomplicated Plasmodium falciparum malaria: a systematic review and
468 meta-analysis of day 7 lumefantrine concentrations and therapeutic response using individual
469 patient data. *BMC Med*. 2015;13:227. Epub 20150918. doi: 10.1186/s12916-015-0456-7. PubMed
470 PMID: 26381375; PubMed Central PMCID: PMC4574542.
- 471 36. Sugiarto SR, Page-Sharp M, Drinkwater JJ, Davis WA, Salman S, Davis TME. The
472 pharmacokinetic properties of the antimalarial combination therapy artemether-lumefantrine in
473 normal weight, overweight and obese healthy male adults. *Int J Antimicrob Agents*. 2021:106482.
474 Epub 20211121. doi: 10.1016/j.ijantimicag.2021.106482. PubMed PMID: 34818520.
- 475 37. Roseau JB, Pradines B, Paleiron N, Vedy S, Madamet M, Simon F, et al. Failure of
476 dihydroartemisinin plus piperaquine treatment of falciparum malaria by under-dosing in an
477 overweight patient. *Malar J*. 2016;15:479. Epub 2016/09/21. doi: 10.1186/s12936-016-1535-8.
478 PubMed PMID: 27646822; PubMed Central PMCID: PMC5028982.
- 479 38. Wyss K, Wangdahl A, Vesterlund M, Hammar U, Dashti S, Naucler P, et al. Obesity and
480 Diabetes as Risk Factors for Severe Plasmodium falciparum Malaria: Results From a Swedish
481 Nationwide Study. *Clin Infect Dis*. 2017;65(6):949-58. Epub 2017/05/17. doi: 10.1093/cid/cix437.
482 PubMed PMID: 28510633; PubMed Central PMCID: PMC5848256.
- 483 39. Hatz C, Soto J, Nothdurft HD, Zoller T, Weitzel T, Loutan L, et al. Treatment of acute
484 uncomplicated falciparum malaria with artemether-lumefantrine in nonimmune populations: a

- 485 safety, efficacy, and pharmacokinetic study. *Am J Trop Med Hyg.* 2008;78(2):241-7. Epub
486 2008/02/08. PubMed PMID: 18256423.
- 487 40. Tun KM, Jeeyapant A, Myint AH, Kyaw ZT, Dhorda M, Mukaka M, et al. Effectiveness and
488 safety of 3 and 5 day courses of artemether-lumefantrine for the treatment of uncomplicated
489 falciparum malaria in an area of emerging artemisinin resistance in Myanmar. *Malar J.*
490 2018;17(1):258. Epub 20180711. doi: 10.1186/s12936-018-2404-4. PubMed PMID: 29996844;
491 PubMed Central PMCID: PMC6042398.
- 492 41. Agyemang C, Boatemaa S, Agyemang Frempong G, de-Graft Aikins A. Obesity in Sub-Saharan
493 Africa. In: (Ed.) RA, editor. *Metabolic Syndrome A comprehensive textbook*: Springer; 2016. p. 41-53.
- 494 42. Group NCDRFC-AW. Trends in obesity and diabetes across Africa from 1980 to 2014: an
495 analysis of pooled population-based studies. *Int J Epidemiol.* 2017;46(5):1421-32. doi:
496 10.1093/ije/dyx078. PubMed PMID: 28582528; PubMed Central PMCID: PMC65837192.
- 497 43. Ng M, Fleming T, Robinson M, Thomson B, Graetz N, Margono C, et al. Global, regional, and
498 national prevalence of overweight and obesity in children and adults during 1980-2013: a systematic
499 analysis for the Global Burden of Disease Study 2013. *Lancet.* 2014;384(9945):766-81. Epub
500 20140529. doi: 10.1016/S0140-6736(14)60460-8. PubMed PMID: 24880830; PubMed Central
501 PMCID: PMC4624264.
- 502 44. Griffin JT, Ferguson NM, Ghani AC. Estimates of the changing age-burden of *Plasmodium*
503 falciparum malaria disease in sub-Saharan Africa. *Nat Commun.* 2014;5:3136. Epub 2014/02/13. doi:
504 10.1038/ncomms4136. PubMed PMID: 24518518; PubMed Central PMCID: PMC3923296.
- 505 45. Obebe OO, Falohun OO. Epidemiology of malaria among HIV/AIDS patients in sub-Saharan
506 Africa: A systematic review and meta-analysis of observational studies. *Acta Trop.* 2021;215:105798.
507 Epub 2020/12/20. doi: 10.1016/j.actatropica.2020.105798. PubMed PMID: 33340524.
- 508 46. Walimbwa SI, Lamorde M, Waitt C, Kaboggoza J, Else L, Byakika-Kibwika P, et al. Drug
509 Interactions between Dolutegravir and Artemether-Lumefantrine or Artesunate-Amodiaquine.
510 *Antimicrob Agents Chemother.* 2019;63(2). Epub 2018/11/14. doi: 10.1128/AAC.01310-18. PubMed
511 PMID: 30420479; PubMed Central PMCID: PMC6355558.
- 512 47. Usman SO, Oreagba IA, Akinyede AA, Agbaje EO, Akinleye MO, Onwujuobi AG, et al. Effect of
513 nevirapine, efavirenz and lopinavir/ritonavir on the therapeutic concentration and toxicity of
514 lumefantrine in people living with HIV at Lagos University Teaching Hospital, Nigeria. *J Pharmacol Sci.*
515 2020;144(3):95-101. Epub 2020/09/15. doi: 10.1016/j.jphs.2020.07.013. PubMed PMID: 32921396.
- 516 48. Francis J, Barnes KI, Workman L, Kredo T, Vestergaard LS, Høglund RM, et al. An Individual
517 Participant Data Population Pharmacokinetic Meta-analysis of Drug-Drug Interactions between
518 Lumefantrine and Commonly Used Antiretroviral Treatment. *Antimicrob Agents Chemother.*
519 2020;64(5). Epub 2020/02/20. doi: 10.1128/AAC.02394-19. PubMed PMID: 32071050; PubMed
520 Central PMCID: PMC7179577.
- 521 49. Muhindo MK, Kakuru A, Jagannathan P, Talisuna A, Osilo E, Orukan F, et al. Early parasite
522 clearance following artemisinin-based combination therapy among Ugandan children with
523 uncomplicated *Plasmodium falciparum* malaria. *Malar J.* 2014;13:32. Epub 20140128. doi:
524 10.1186/1475-2875-13-32. PubMed PMID: 24468007; PubMed Central PMCID: PMC3909240.
- 525 50. Roberds A, Ferraro E, Luckhart S, Stewart VA. HIV-1 Impact on Malaria Transmission: A
526 Complex and Relevant Global Health Concern. *Front Cell Infect Microbiol.* 2021;11:656938. Epub
527 20210412. doi: 10.3389/fcimb.2021.656938. PubMed PMID: 33912477; PubMed Central PMCID:
528 PMC68071860.
- 529 51. Saito M, Mansoor R, Kennon K, Anvikar AR, Ashley EA, Chandramohan D, et al. Efficacy and
530 tolerability of artemisinin-based and quinine-based treatments for uncomplicated falciparum
531 malaria in pregnancy: a systematic review and individual patient data meta-analysis. *Lancet Infect*
532 *Dis.* 2020;20(8):943-52. Epub 20200429. doi: 10.1016/S1473-3099(20)30064-5. PubMed PMID:
533 32530424; PubMed Central PMCID: PMC7391007.
- 534 52. Klopogge F, Workman L, Borrmann S, Tekete M, Lefevre G, Hamed K, et al. Artemether-
535 lumefantrine dosing for malaria treatment in young children and pregnant women: A

536 pharmacokinetic-pharmacodynamic meta-analysis. *PLoS Med.* 2018;15(6):e1002579. Epub
537 2018/06/13. doi: 10.1371/journal.pmed.1002579. PubMed PMID: 29894518; PubMed Central
538 PMCID: PMC5997317 following competing interests: KIB and NJW are members of the WHO
539 Technical Expert Group (TEG) on Malaria Chemotherapy. KIB is also a member of the WHO TEG on
540 Drug Resistance and Containment. KIB, NJW, JT and SP are members of the WHO Malaria
541 Chemotherapy sub-group on dosage recommendations. GL, KH, FE and RB are employees of
542 Novartis, the manufacturer of the drug that is the subject of this publication. EAA and NJW are
543 members of the Editorial Board of *PLOS Medicine*. None of the authors declare any other conflict of
544 interest.

545 53. Onyamboko MA, Hoglund RM, Lee SJ, Kabedi C, Kayembe D, Badjanga BB, et al. A
546 Randomized Controlled Trial of Three- versus Five-Day Artemether-Lumefantrine Regimens for
547 Treatment of Uncomplicated *Plasmodium falciparum* Malaria in Pregnancy in Africa. *Antimicrob*
548 *Agents Chemother.* 2020;64(3). Epub 2019/12/11. doi: 10.1128/AAC.01140-19. PubMed PMID:
549 31818818; PubMed Central PMCID: PMC7038309.

550 54. Saito M, Gilder ME, Nosten F, McGready R, Guerin PJ. Systematic literature review and meta-
551 analysis of the efficacy of artemisinin-based and quinine-based treatments for uncomplicated
552 *falciparum* malaria in pregnancy: methodological challenges. *Malar J.* 2017;16(1):488. Epub
553 20171213. doi: 10.1186/s12936-017-2135-y. PubMed PMID: 29237461; PubMed Central PMCID:
554 PMC5729448.

555

556

557 **Supplementary material**

558 Supplementary material is available as one appendix

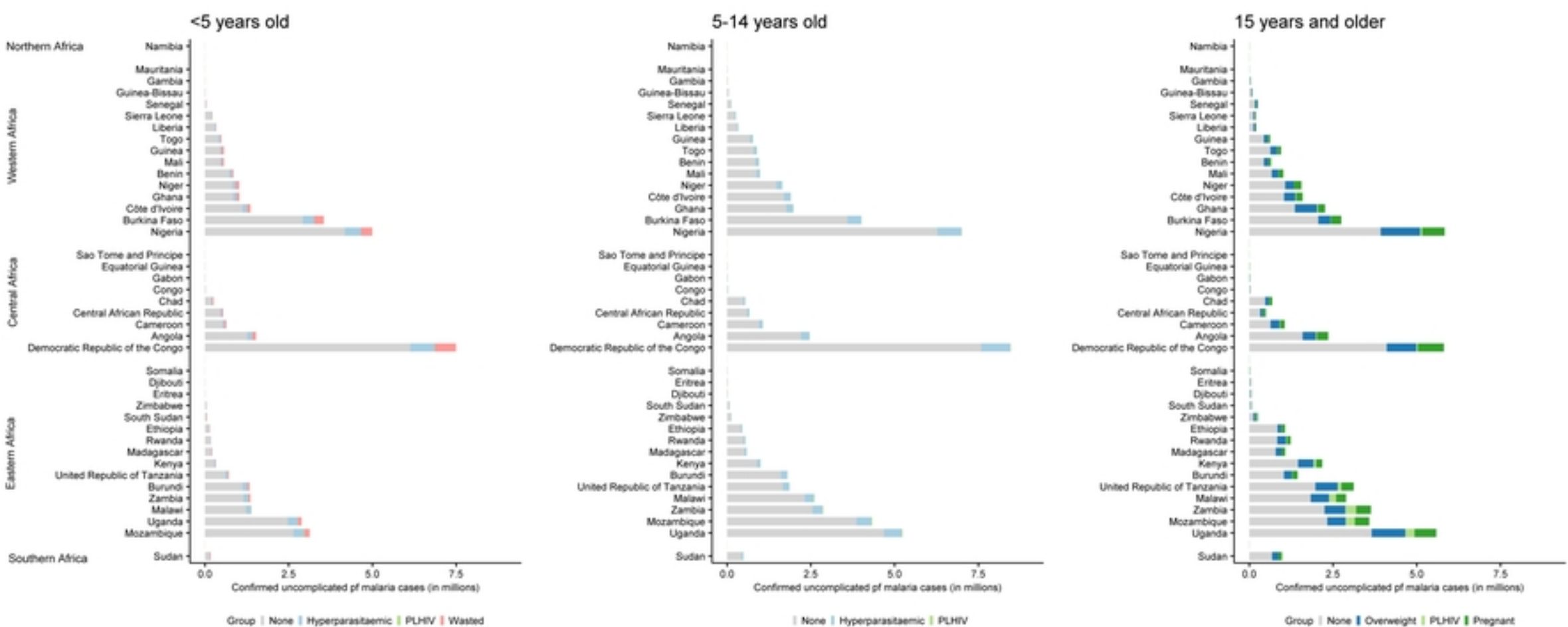
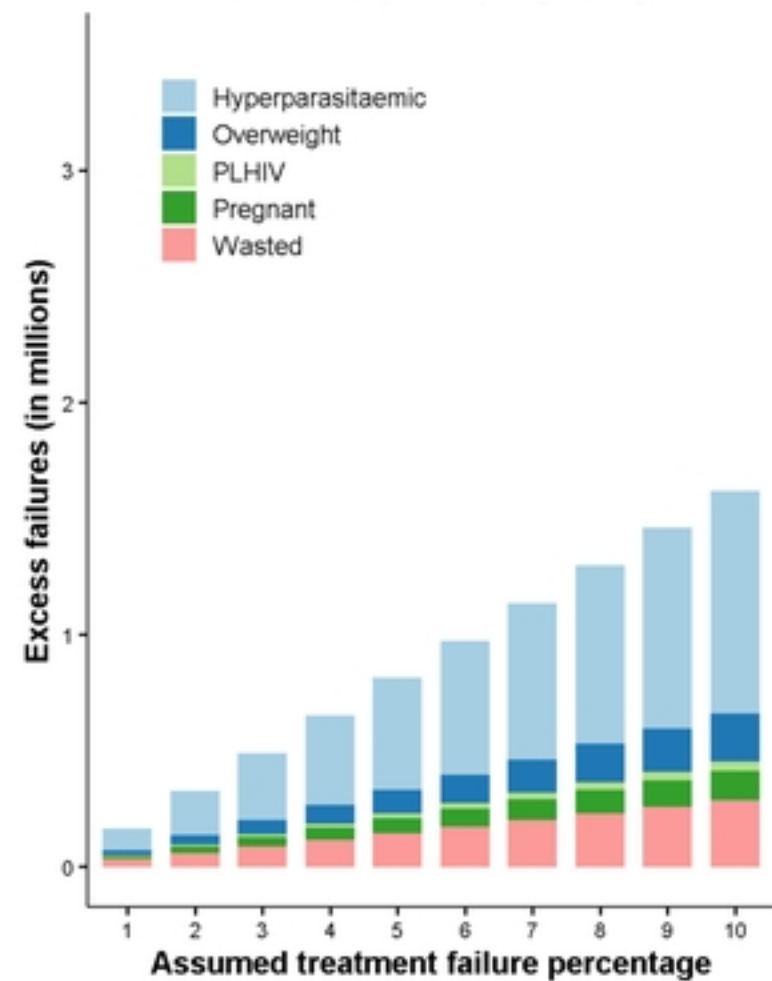
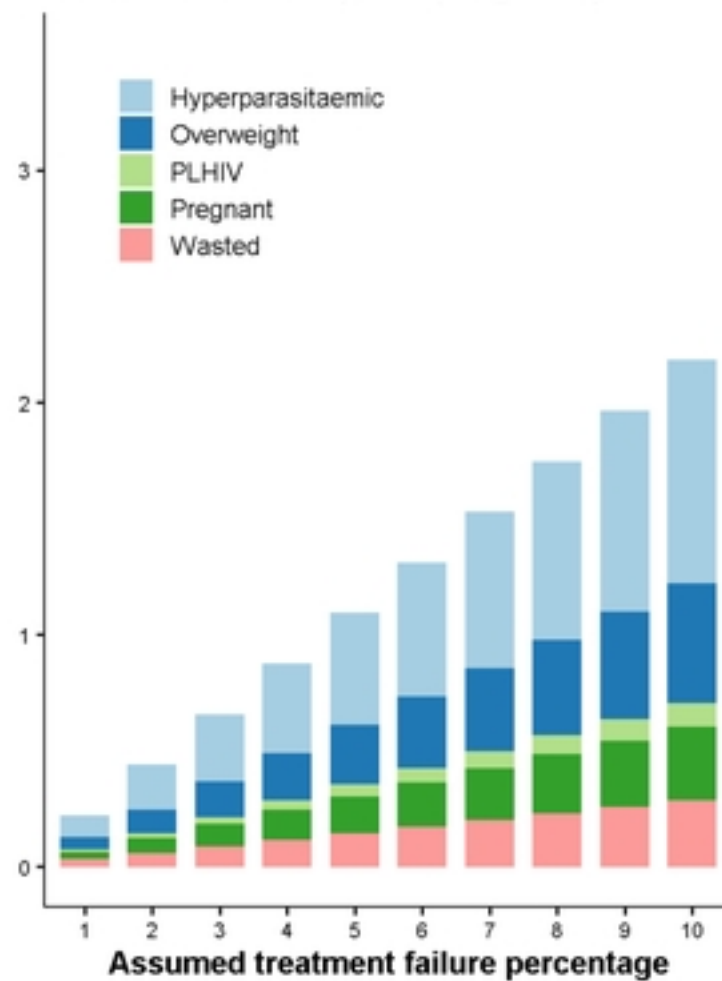


Figure 1

Assumed HR of 1.2
for PLHIV, obesity, and pregnancy



Assumed HR of 1.5
for PLHIV, obesity, and pregnancy



Assumed HR of 2.0
for PLHIV, obesity, and pregnancy

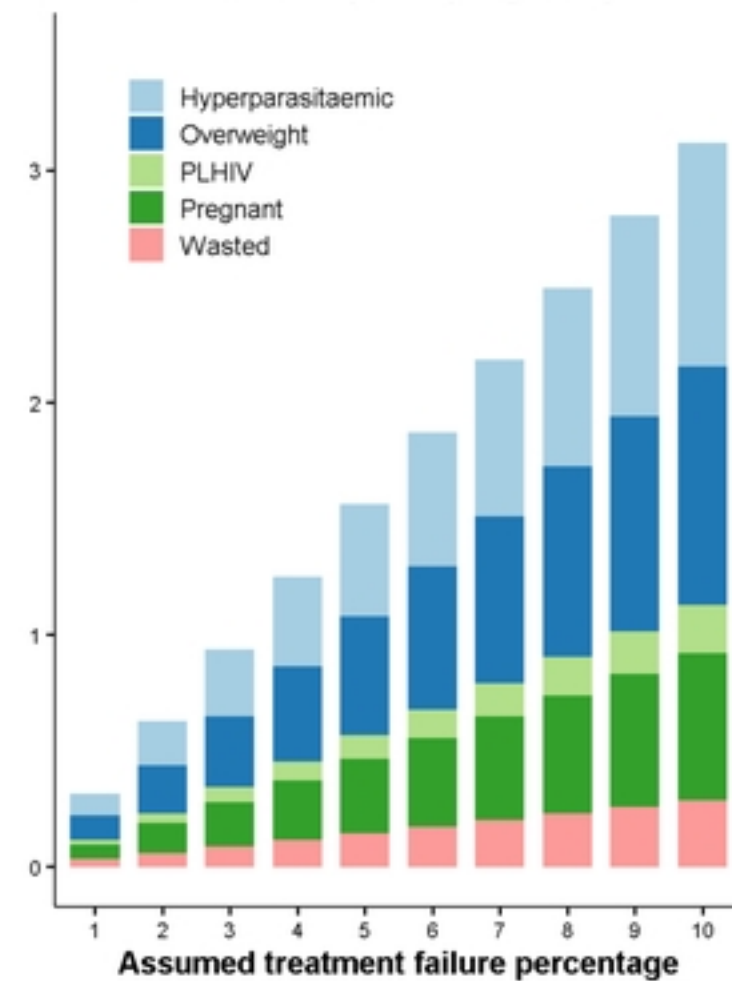


Figure 2