

1 HIV VIRAL SUPPRESSION AND ASSOCIATED FACTORS AMONG
2 CHILDREN AND ADOLESCENTS ON A DOLUTEGRAVIR (DTG) BASED
3 ANTIRETROVIRAL REGIMEN IN TANZANIA MAINLAND

4
5 Abdallah Abtwalibe Maghembe^{1§}, Marion Sumari-de Boer^{1 2 3}, Godbless Marikias⁴, Caroline
6 Amour^{1 2}, Michael Johnson Mahande^{1 2}

7 **Affiliations**

8 ¹Institute of Public Health, Department of Epidemiology and Biostatistics, Kilimanjaro
9 Christian Medical University College (KCMUCo), Moshi, Tanzania.

10 ²Institute of Public Health, Department of Community Medicine, Kilimanjaro
11 Christian Medical University College (KCMUCo), P. O. Box 2240, Moshi, Tanzania

12 ³Amsterdam Institute of Global Health and Development, Amsterdam, the Netherlands

13 ⁴Management and Development of Health (MDH), Dar es Salaam, Tanzania

14

15 **§ Corresponding author:** Abdallah Abtwalibe Maghembe, KCMUCo, P. O. Box 2240, Moshi,
16 Tanzania, Phone number: +255763724375 E-mail: abdallahmaghembe@gmail.com

17

18

19 **Keywords:** Dolutegravir (DTG), HIV/AIDS, viral suppression, Integrase Strand Transfer
20 Inhibitor, associated risk factors, children and adolescents living with HIV (CALHIV).

NOTE: This preprint reports new research that has not been certified by peer review and should not be used to guide clinical practice.

21 Abstract

22 **Introduction:** Antiretroviral therapy (ART) reduces morbidity and mortality due to human
23 immunodeficiency virus (HIV) infection. The complexity and time-consuming processes,
24 particularly in drug approvals, have contributed to a major challenge to the ongoing success of
25 antiretroviral treatment programs among children and adolescents. In 2019, Tanzania adopted
26 DTG as a first-, second-line and third-line treatment for CALHIV on ART after being approved
27 by the World Health Organisation (WHO). DTG treatment has highly potent antiviral activity,
28 a high genetic barrier to resistance, and a high safety profile. This study aimed to determine
29 HIV viral suppression and associated factors among CALHIV on DTG-based ART in Tanzania
30 Mainland.

31 **Methods:** This was a retrospective cohort analysis among children and adolescents living with
32 HIV who were on a DTG-based regimen in Tanzania Mainland between 2019 and 2021. The
33 study utilized routinely collected data from Tanzania Care and Treatment Centres (CTC). We
34 analysed data using STATA version 15 software. We calculated the prevalence of viral
35 suppression by taking the number of children and adolescents with <1000 copies/ml overall
36 study participants. A mixed effect generalized linear model with Poisson distribution and log
37 link function with robust estimator determined the factors associated with HIV viral
38 suppression on a DTG-based regimen.

39 **Results:** A total of 63,453 CALHIV on a DTG-based regimen were analysed. The proportion
40 of viral suppression was 91.64%. Overall, 66.19% of previously unsuppressed individuals
41 became suppressed and 88.45% of previously suppressed remained suppressed. Factors leading
42 to lower chances of viral suppression were age 10-14 years (aRR: 0.98; 95%CI: 0.97-0.99),
43 previously unsuppressed prior to starting DTG (aRR: 0.92; 95%CI: 0.91-0.93), duration on
44 ART more than 24 months (aRR: 0.96; 95%CI: 0.94-0.97), not retained in care (aRR: 0.83;
45 95% CI: 0.77-0.89), severe malnutrition (aRR:0.77; 95%CI: 0.69-0.94) and coastal zone (aRR:
46 0.98; 95% CI: 0.96-0.99), while those in WHO stage I (aRR: 1.03; 95%CI: 1.01-1.04) and ever
47 received a multi-month prescription (aRR: 1.25; 95% CI: 1.23-1.28) had a higher chance of
48 viral suppression.

49 **Conclusions:** The findings support the broad use of DTG-based regimens for eligible
50 CALHIV. Especially those in baseline WHO stage I and those who received the multi-month
51 prescriptions were more likely to achieve viral load suppression. Programs should improve
52 strategies to maintain CALHIV retention in care with interventions like the promotion of teen
53 clubs and teams.

54 Introduction

55 HIV/AIDS is one of the greatest public health challenges in the world, whereby sub-Saharan
56 Africa remains the region most heavily affected in the world. An estimated 1.8 (1.2-2.2)
57 million children aged 0-14 were living with HIV at the end of 2020, and 150,000 children were
58 newly infected. An estimated 100,000 children died of AIDS-related illnesses [1].

59 In Tanzania, it is estimated that around 110,000 (93,000 – 130,000) children aged 0-14 years
60 and 1.6 (1.5 - 1.8) million adults were living with HIV/AIDS in 2020 [2]. From the Tanzania
61 2020 estimates, there were 6,500 new infections among children below 15 years of aged and
62 78% of children living with HIV are on ART [2]. The prevalence of HIV according to the THIS
63 of 2016/2017 was less than 2% among 15-19 years for both males and females and increases
64 with age for both sexes. HIV care and treatment programs have scaled up rapidly in many
65 countries in sub-Saharan Africa in recent years. The National AIDS Control Programme
66 (NACP) in Tanzania has been coordinating the scale-up of quality HIV care and treatment
67 services at all health facility levels: including public and private hospitals and in health centres
68 and dispensaries throughout the country, whereby 6,206 (2103 CTCs & 4103 Option B+) health
69 facilities started to provide care and treatment by December 2018 [3].

70 In Tanzania, according to the Fourth Health Sector HIV and AIDS Strategic Plan (HSHSP IV)
71 strategic outcomes, all children living with HIV under 15 years should be initiated ART and
72 90% of children should be retained on ART by 2022 as well as 95% of adolescents living with
73 HIV should be retained on ART by 2022 [4]. Viral suppression is a good long-term outcome
74 for survival and maturing to the ongoing success of antiretroviral treatment programs in limited
75 resources countries among children living with HIV [5].

76 To meet the United Nations AIDS (UNAIDS) goals the agreement is to eliminate HIV by 2030
77 with the recommended 95-95-95 targets (diagnosis of 95% of HIV-infected people, provision

78 of treatment for 95% of people diagnosed with HIV, and viral un-detectability in 95% of treated
79 people). The complexity of the treatment regime among children and adolescents is still a big
80 challenge for HIV programs in sub-Saharan Africa and forms an obstacle to the attainment of
81 the second and third targets of the UNAIDS 95-95-95 HIV treatment targets among children
82 and adolescents as it affects sustainable treatment and virological success of children and
83 adolescents living with HIV accessing care and treatment service [6].

84 Major improvements in access to treatment have been greater for adults than for children due
85 to the fundamental challenge in the development and approval of paediatric dosing and
86 formulations for age and weight-specific thresholds for children and adolescents lagging
87 behind for years and children did not benefit compared to adults despite the same level of
88 engagement in terms of ART uptake [7].

89 Dolutegravir (DTG) is an Integrase Strand Transfer Inhibitor (INSTI) used as a first-line,
90 second-line, and third-line HIV treatment regimen. According to the World health organization
91 (WHO) updated antiretroviral therapy guidelines of 2018, Dolutegravir (DTG) is
92 recommended at ≥ 6 years of age or weight ≥ 20 kg, and children weight for age below < 20 kg
93 use Lopinavir/ritonavir with or without being exposed to the Nevirapine among exposed infants
94 from the risk mothers. Tanzania adopted DTG in 2019 among children and adolescents
95 weighing ≥ 20 kg. Hence, there is a need to study treatment outcomes of DTG-based ART
96 regimens due to its potent antiviral activity in reducing the HIV incidence by promoting rapid
97 viral suppression, a high genetic barrier to resistance and better safety profile [8]. Yet, in our
98 setting, the prediction of viral suppression and associated factors has not been validated. Thus,
99 there is still little support for the use of DTG-based regimens in mass treatment programs.
100 Hence, there is need to assess viral suppression among children and adolescents that are on
101 these new antiretroviral drugs. This is because a single study on DTG has shown adolescents

102 born in Sub-Saharan countries were more likely to have virological failure compared to those

103 born in other countries [9].

104

105 **Methods**

106 **Study design and setting**

107 This was a retrospective cohort study among children and adolescents living with HIV who
108 were on an ART-initiated DTG based regimen in Tanzania Mainland between January 2019
109 and December 2021. The study utilized routinely collected data of Tanzania Care and
110 Treatment Centres (CTC).

111 **Study population and Period**

112 The analysis includes children and adolescents living with HIV (CALHIV) on a dolutegravir-
113 based regimen, who were aged 1 year to 19 years in care and treatment clinics (CTCs) in
114 Tanzania Mainland between January 2019 and December 2021. We excluded all HIV-positive
115 children and adolescents with less than six (6) months on ART accessing care and treatment,
116 and missing viral load result after initiation of DTG from the study.

117 **Sample size estimation**

118 A total of 230,310 Children and Adolescents Living with HIV (CALHIV) patients in Tanzania
119 mainland enrolled from January 2019 and December 2021. A total of 96,648 (41.96%) of
120 CALHIV were on a dolutegravir (DTG) based regimen and 133,662 (58.04%) were on NNRTI
121 and PI. We excluded a total of 33,195 (33.01%) individuals on DTG from the analysis as they
122 did not meet eligibility criteria. The final sample was 63,453 as shown in our flow diagram
123 (Figure 1).

124 **Data sources and study variables**

125 This study utilized data of HIV-positive children and adolescent's clients that were on DTG
126 from January 2019 to December 2021. We obtained data from routinely collected data of the
127 care and treatment clinics (CTC) for HIV-positive clients in Tanzania. We only included health

128 facilities who initiated DTG-based regimens. The data set originates from the National Aids
129 Control Programme (NACP).

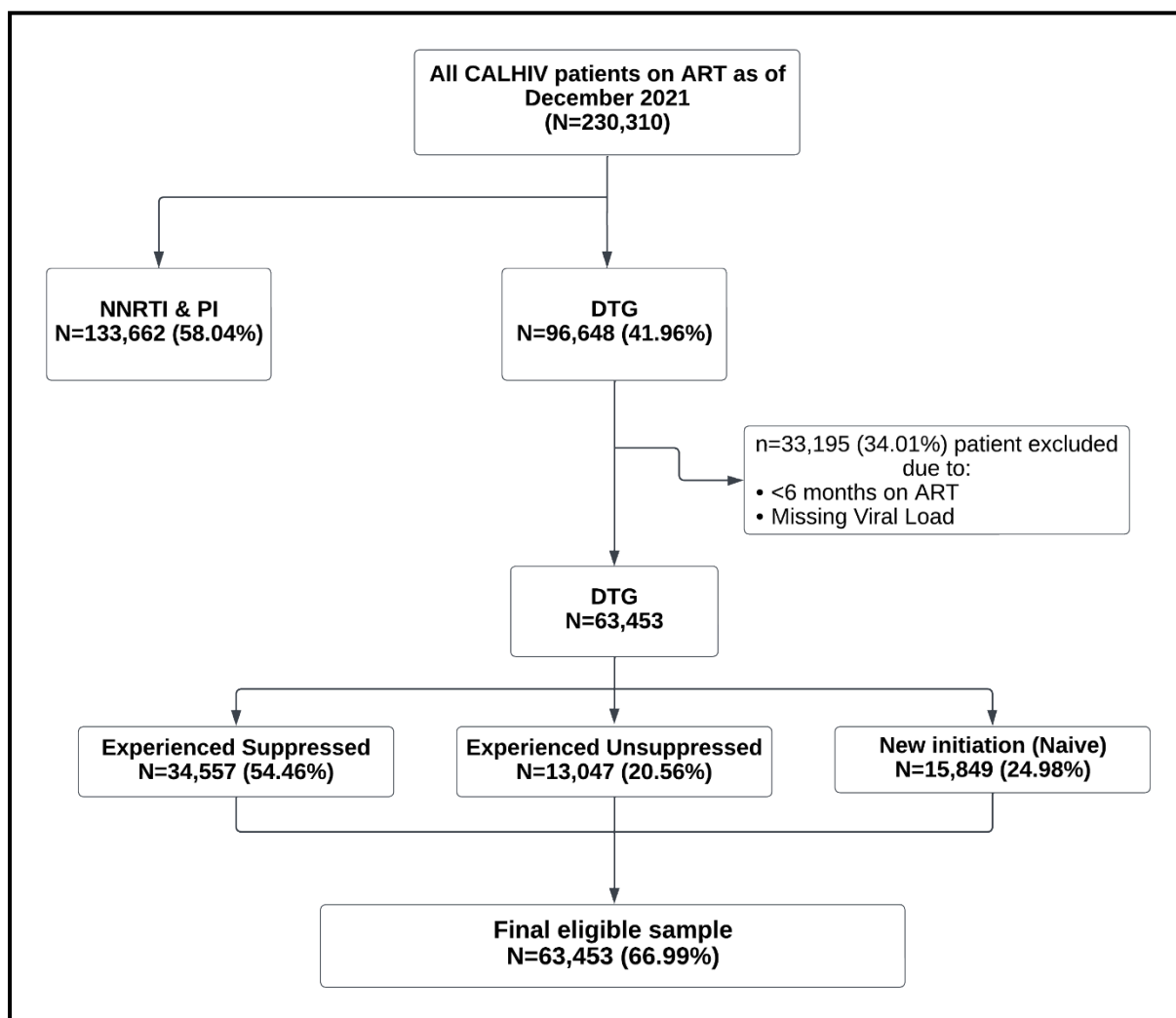
130 We defined the dependent variable, HIV viral suppression, as having a last plasma viral load
131 of less than <1000 copies/ml, which we named “Yes” 1 and having a plasma viral load of equal
132 and greater than 1000 copies/ml we named "No” 0.

133 Independent variables were age in the following categories: sex, WHO clinical stages (Stage I,
134 II, III and IV), CD4 cell count (<200, 200-350 and >350), BMI categorized as underweight
135 (<18.5kg/m²), normal weight (18.5-24.9 kg/m²), overweight (25-29.9 kg/m²) and obese (≥30
136 kg/m²), prior DTG status (Experienced suppressed, experienced unsuppressed and Naive),
137 duration on ART (6-12 months, 13-24 months and >24 months), ever received Multi Month
138 Subscription (Yes and No), history of TB treatment (Yes and No), retention in care (In care,
139 lost to follow up, transferred and died) and geographical zones (central, lake, western, northern,
140 coastal and southern highland).

141 **Data Analysis**

142 We analysed data using STATA version 15.0 software (Stata Corp, 2017. Stata Statistical
143 Software: Release 15 College Station, USA). We conducted descriptive statistics for all
144 variables; we summarized continuous variables using mean (SD) or median (IQR), depending
145 on their distribution, and frequency and proportion for categorical variables. We computed a
146 proportion of HIV viral suppression as the number of children and adolescents with <1000
147 copies/ml over all study participants. We did Chi-square tests for each explanatory variable to
148 compare the proportion of HIV viral suppression on DTG based regimen. We used a multilevel
149 mixed effects Generalized Linear Model with a Poisson distribution and log link function with
150 a robust estimator to determine the association between exposures and HIV viral suppression
151 on DTG based regimen. We interpreted the magnitude of association using an adjusted relative
152 risk and 95% CI, while a p-value of less than 0.05 was statistically significant. We included

153 those variables identified based on prior and clinical knowledge of the study setting in the
154 adjusted model.



155
156 **Figure 1: Flow chart showing the recruitment of the study population.**

157 Ethical clearance

158 Ethical approval with clearance number PG 12/2021 to conduct the study was obtained from
159 KCMU College and Research Ethics Review Committee. The study utilized secondary data
160 from routinely collected data of the care and treatment clinics (CTC) for HIV-positive clients
161 in Tanzania hence the permission to carry out the study was obtained from National AIDS
162 Control Programme (NACP) to access patient level information in the CTC 2 Databases. The
163 obtained information was kept confidential and participant codes from CTC identity numbers
164 were used instead of names.

165 Results

166 Proportion of CALHIV on DTG-based ART

167 A total of 96,648 CALHIV were on a DTG based regimen from January 2019 to December
168 2021, representing 41.96% of all CALHIV on ART regimens. Among the DTG cohort, 17,925
169 (18.56%) were new ART initiations started on DTG (Naive), 52,275 (54.07%) were switched
170 from an NNRTI and 26,448 (27.37%) were switched from a PI regimen.

171 Socio-demographic and clinical characteristics among the CALHIV

172 We studied a total of 63,453 children and adolescents living with HIV on DTG based regimen.
173 Findings showed that the majority of CALHIV, 21,852 (34.44%), were aged 1-4 years and the
174 mean age was 7.74 (SD: 5.37) years at baseline. Most study participants (36,108 (56.91%))
175 were females. At baseline, many of the study participants were experienced suppressed with
176 34,557 (63.37%) prior to starting DTG, 13,041 (23.91%) were experienced unsuppressed prior
177 to starting DTG and 6,933 (12.71%) were naïve prior to starting DTG. Most of the study
178 participants 53,512 (84.33%) had more than 24 months duration on antiretroviral therapy. With
179 reference to study participants, 26,977 (42.73%) were attending hospital facility type, 48,070
180 (76.14%) were attending a public facility and 17,152 (27.17%) were living in the lake zone.
181 More results are shown in **Table 1**.

182

Table 1: Socio-demographic and clinical characteristics in Children and Adolescent Living with HIV (CALHIV) (N=63,453)

Variables	Frequency (n)	Percentage (%)
Sex		
Male	27,345	43.09
Female	36,108	56.91
Age (years)		
1-4	21,852	34.44
5-9	20,009	31.53
10-14	11,707	18.45
15-19	9,885	15.58
Mean Age in Years (SD)	7.74 (5.37)	
Base WHO Clinical Staging		
Stage I	26,026	41.02
Stage II	18,026	29.54
Stage III	16,112	25.40
Stage IV	2,565	4.04
Baseline CD4 cells/mm³ (n=35,478)		
<200	3,101	8.74
200-349	1,905	5.37
>=350	30,472	85.89
Median CD4 cell count (IQR)	427 (162-742)	
Baseline BMI (Kg/M²) (n=23,687)		
Underweight	18,478	78.01
Normal	3,312	13.98
Overweight	510	2.15
Obesity	1,387	5.86
Median BMI (IQR)	15.6 (13.9-17.9)	
Prior DTG status (n=54,531)		
Experienced Suppressed	34,557	63.37
Experienced Unsuppressed	13,041	23.91
Naive	6,933	12.71
Duration on ART		
6-12 months	3,833	6.04
13-24 months	6,108	9.63
>24 months	53,512	84.33
DTG Regimen (n=63,303)		
TDF+3TC+DTG (TLD)	38,645	61.05
ABC+3TC+DTG	22,578	35.67
AZT+3TC+DTG	2,080	3.29
Ever Received MMS		
No	7,476	11.78
Yes	55,977	88.22
Child exposed to PMTCT		
No	58,217	91.75
Yes	5,236	8.25
History of TB treatment		
No	57,592	90.76
Yes	5,861	9.24

Current Malnutrition Status

(n=56,083)

No Malnutrition	55,601	99.14
Mild & Moderate	450	0.80
Severe	32	0.06
Regimen		
First line	56,870	89.62
Second line	6,583	10.38
Retention in Care		
In care	63,047	99.36
Lost to Follow up	24	0.04
Transferred	65	0.10
Died	317	0.50
Facility type (n=63,136)		
Dispensary	15,494	24.54
Health centre	20,665	32.73
Hospital	26,977	42.73
Facility Ownership (n=63,136)		
Private/FBO	15,066	23.86
Public	48,070	76.14
Zone (n=63,136)		
Central Zone	6,510	10.31
Coastal Zone	13,400	21.22
Lake Zone	17,152	27.17
Northern Zone	7,536	11.94
Southern Highland	16,907	26.78
Western Zone	1,631	2.58

Frequency (n) do not tally to the total due to missing values

Abbreviation: MMS, Multi-month Subscription; PMTCT, Prevention of Mother to Child Transmission; TB, Tuberculosis; BMI, Body Mass Index; CD4, Cluster of differentiation 4; ART, Antiretroviral Therapy; FBO, Faith based organizations; DTG, dolutegravir; TDF, tenofovir; 3TC, lamivudine; ABC, abacavir; AZT, azidothymidine (Zidovudine); ART, Antiretroviral Therapy

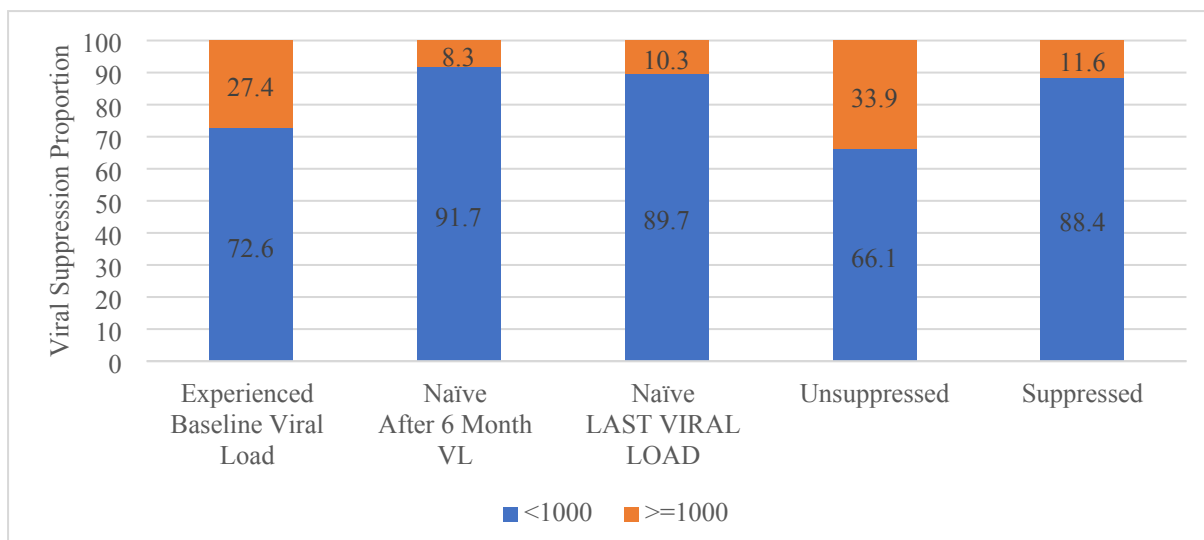
183

184 **Proportion of HIV viral suppression among children and adolescents on Dolutegravir**

185 **(DTG) based ART**

186 Among CALHIV on a DTG-based regimen with pre- and post-viral load tests, 88.4% of those
 187 who were suppressed before DTG, remained suppressed. Of those who were unsuppressed
 188 before DTG, 66.1% became suppressed. After six months on DTG, among naïve patients on
 189 DTG based regimen, 91.7% achieved viral suppression as shown in **Figure 2**.

190

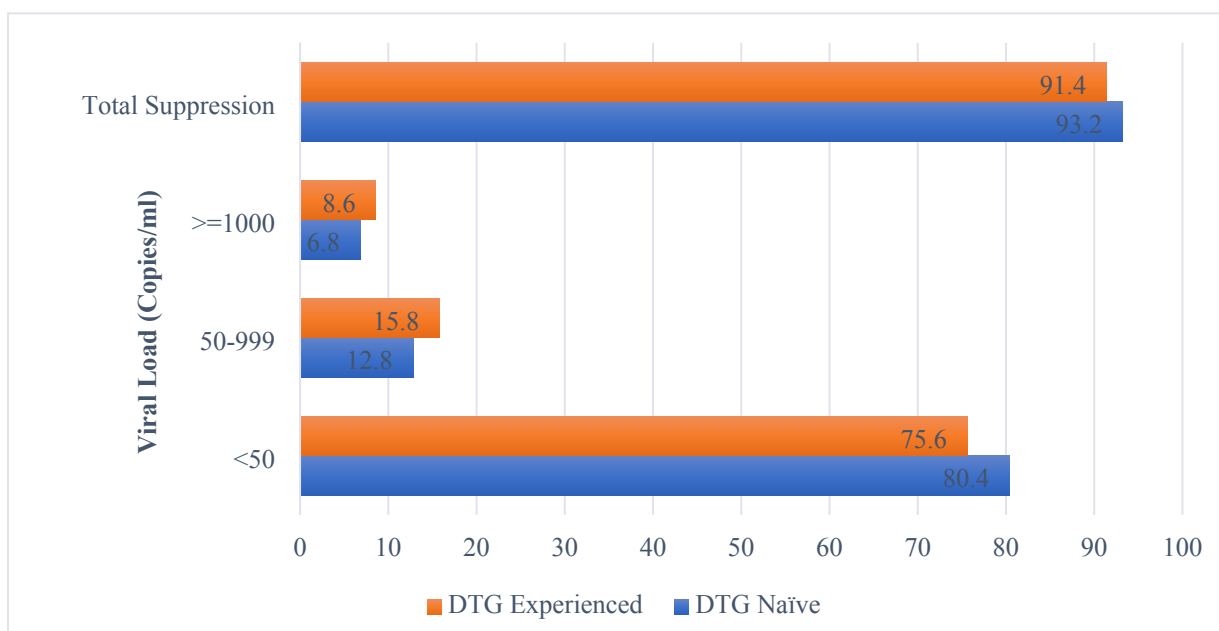


191

192 **Figure 2: Viral Suppression at baseline, after 6 months among Naïve and last viral load**
 193 **among CALHIV on DTG-based regimen (N=54,531)**

194

195 In addition, the proportion of CALHIV on a DTG-based regimen who achieved viral
 196 suppression was higher in ART naïve (93.2%) than in treatment-experienced CALHIV with
 197 (91.4%) p-value <0.001, as shown in **Figure 3**.



198

199 **Figure 3: Viral Load among treatment naïve and experienced CALHIV on DTG-based**
 200 **regimen (N=63,453) p-value <0.001.**

201

202 Among the 63,453 children and adolescents living with HIV on DTG, the prevalence of viral
203 suppression was 91.64% (95%CI: 91.42-91.85; N=58,147). The proportion of viral suppression
204 among females was significantly higher with 92.04% (95%CI: 91.76,92.32) compared to viral
205 suppression among males with 91.10% (95%CI: 90.76,91.43).

206 Among those with pre- and post-DTG VL, 94.28% (95%CI: 94.04,94.52) of previously
207 suppressed participants remained suppressed, 84.85% (95%CI: 84.22,85.45) of previously
208 unsuppressed became virally suppressed and 93.21% (95%CI: 92.59,93.78) of treatment-naïve
209 participants who started DTG became viral suppressed. Among CALHIV on a DTG-based
210 regimen with 24 months or less duration on ART had a significantly higher proportion of viral
211 suppression with 92.72% (95%CI: 92.19,93.21) compared to individuals with a duration of
212 more than two years (12 months) on ART with 91.44% (95% CI: 91.20,91.67). More results
213 are shown in **Table 2**.

214

Table 2: Proportion of HIV viral suppression by Socio-demographic and Clinical Characteristics of the CALHIV on DTG based ART (N=63,453)

Variables	Viral Load			P-value
	Unsuppressed	Suppressed (<1000 copies/ml)		
	n (%)	n (%)	95% CI	
	5,306 (8.36%)	58,147 (91.64%)	91.42,91.85	
Sex				<0.001
Male	2,433 (8.90)	24,912 (91.10)	90.76,91.43	
Female	2,873 (7.96)	33,235 (92.04)	91.76,92.32	
Age (years)				<0.001
1-4	1,684 (7.71)	20,168 (92.29)	91.93,92.64	
5-9	1,810 (9.05)	18,199 (90.95)	90.55,91.34	
10-14	1,123 (9.59)	10,584 (90.41)	89.86,90.93	
15-19	689 (6.97)	9,196 (93.03)	92.51,93.52	
WHO Staging				<0.001
Stage I	2,015 (7.74)	24,011 (92.26)	91.93,92.58	
Stage II	1,585 (8.46)	17,156 (91.54)	91.14,91.93	
Stage III	1,449 (8.99)	14,663 (91.01)	90.56,91.44	
Stage IV	254 (9.90)	2,311 (90.10)	88.88,91.20	
CD4 (cells/mm³)				0.008
<200	298 (9.61)	2,803 (90.39)	89.30,91.38	
200-349	175 (9.19)	1,730 (90.81)	89.43,92.03	
≥350	2,487 (8.16)	27,985 (91.84)	91.53,92.03	
BMI (Kg/M²)				0.512
Underweight	1,610 (8.71)	16,868 (91.29)	90.87,91.69	
Normal	262 (7.91)	3,050 (92.09)	91.12,92.96	
Overweight	44 (8.63)	466 (91.37)	88.60,93.52	
Obesity	119 (8.58)	1,268 (91.42)	89.83,92.78	
Prior DTG status				<0.001
Experienced Suppressed	1,975 (5.72)	32,582 (94.28)	94.04,94.52	
Experienced Unsuppressed	1,976 (15.15)	11,065 (84.85)	84.22,85.45	
Naive	471 (6.79)	6,462 (93.21)	92.59,93.78	
Duration on ART				<0.001
24 months or less	724 (7.28)	9,217 (92.72)	92.19,93.21	
>24 months	4,582 (8.56)	48,930 (91.44)	91.20,91.67	
Current DTG Regimen				0.382
Other DTG regimen	109 (7.31)	1,383 (92.69)	91.26,93.81	
TDF+3TC+DTG (TLD)	389 (6.67)	5,445 (93.33)	92.66,93.94	
Ever Received MMS				<0.001
No	1,785 (23.88)	5,691 (76.12)	75.14,77.08	
Yes	3,521 (6.29)	52,456 (93.71)	93.51,93.91	
Child exposed to PMTCT				0.147
No	4,896 (8.41)	53,321 (91.59)	91.36,91.81	
Yes	410 (7.83)	4,826 (92.17)	91.41,92.87	
History of TB treatment				0.001
No	4,749 (8.25)	952,843 (91.75)	91.53,91.98	
Yes	557 (9.50)	5,304 (90.50)	89.72,91.22	

Malnutrition Status				<0.001
No Malnutrition	4,671 (8.40)	50,930 (91.60)	91.37,91.83	
Mild & Moderate	49 (10.89)	401 (89.11)	85.88,91.68	
Severe	10 (31.25)	22 (68.75)	50.72,82.46	
Retention in Care				<0.001
Retained	5,183 (8.22)	57,864 (91.78)	91.56,91.99	
Not Retained	123 (30.30)	283 (69.70)	65.05,73.99	
Facility type				0.021
Dispensary	1,365 (8.81)	14,129 (91.19)	90.73,91.63	
Health centre	1,751 (8.47)	18,914 (91.53)	91.14,91.90	
Hospital	2,172 (8.05)	24,805 (91.95)	91.62,92.27	
Facility Ownership				0.240
Private/FBO	1,227 (8.14)	13,839 (91.86)	91.41,92.28	
Public	4,061 (8.45)	44,009 (91.55)	91.30,91.79	
Zone				<0.001
Central Zone	502 (7.71)	6,008 (92.29)	91.62,92.91	
Coastal Zone	1,352 (10.09)	12,048 (89.91)	89.39,90.41	
Lake Zone	1,023 (5.96)	16,129 (94.04)	93.67,94.38	
Northern Zone	657 (8.72)	6,879 (91.28)	90.62,91.90	
Southern Highland	1,618 (9.57)	15,289 (90.43)	89.98,90.86	
Western Zone	136 (8.34)	1,495 (91.66)	90.22,92.91	

Data are presented as n (row%). Abbreviations: CI, Confidence Interval; n, frequency; %, percentage; DTG, dolutegravir; TDF, tenofovir; 3TC, lamivudine; ABC, abacavir; AZT, azidothymidine (Zidovudine); MMS, Multi-month subscription; FBO, Faith based organizations; ART, Antiretroviral Therapy *Chi-squared P-value

215

216 **Factors associated with viral suppression among CALHIV on DTG-based ART**

217 **Findings from crude analysis:** Females are 1.01 more likely to achieve viral suppression

218 compared to males (cRR: 1.01; 95% CI: 1.01-1.02). Participants who were ART naïve when

219 starting a DTG based regimen are 1.01 more likely to achieve viral suppression compared to

220 participants previously suppressed prior to DTG (cRR: 1.01; 95% CI: 1.00-1.02). Participants

221 who ever received a multi-month subscription are 1.23 more likely to achieve viral suppression

222 compared to participants who never received a multi-month prescription (cRR: 1.23; 95% CI:

223 1.23-1.25). More results are shown in **Table 3**.

224 **Finding from multivariable regression:** Participants aged 10-14 years and 5-9 years were 2%

225 less likely to achieve viral suppression compared to participants aged 1-4 years (aRR: 0.98;

226 95%CI: 0.97-0.99. Also, Individuals in WHO Stage I were 1.03 more likely to achieve viral

227 suppression compared to individuals in WHO stage IV (aRR: 1.03; 95%CI: 1.01-1.04).
228 Participants previously unsuppressed prior to DTG were 8% less likely to achieve viral
229 suppression compared to participants previously suppressed (aRR: 0.92; 95%CI: 0.91-0.93).
230 Participants with a duration on ART of more than 24 months were 4% less likely to achieve
231 viral suppression compared to participants with a duration of 24 months or less (aRR: 0.96;
232 95%CI: 0.94-0.97). Participants who ever received a multi-month subscription are 1.25 more
233 likely to achieve viral suppression compared to participants who never received a multi-month
234 subscription (aRR: 1.25; 95% CI: 1.23-1.28). Also, those participants not retained in care were
235 17% less likely to achieve viral suppression compared to participants retained in care (aRR:
236 0.83; 95% CI: 0.77-0.89). Participants with severe nutritional status were 23% less likely to be
237 HIV virally suppressed compared to participants with no malnutritional nutritional status
238 (aRR:0.77; 95%CI: 0.69-0.94). However, participants living in the coastal zone were 2% less
239 likely to achieve viral suppression compared to the participants living in the western zone
240 (aRR: 0.98; 95% CI: 0.96-0.99). More results are shown in **Table 3**.

241

Table 3: Factors associated with viral suppression among CALHIV on DTG-based ART adjusting for clustering effect (N=63,453)

Variable	Crude Analysis		Adjusted Analysis	
	RR (95%CI)	<i>P</i> -value	RR (95% CI)	<i>P</i> -value
Sex				
Male	1.00		1.00	
Female	1.01 (1.01-1.02)	<0.001	1.01 (0.99-1.01)	0.095
Age (years)				
1-4	1.00		1.00	
5-9	0.98 (0.98-0.99)	<0.001	0.99 (0.98-0.99)	<0.001
10-14	0.98 (0.97-0.99)	<0.001	0.98 (0.97-0.99)	<0.001
15-19	1.01 (1.00-1.02)	0.021	1.02 (1.01-1.03)	0.001
WHO Clinical				
Stage I	1.02 (1.01-1.04)	<0.001	1.03 (1.01-1.04)	0.003
Stage II	1.02 (1.00-1.03)	0.016	1.02 (1.00-1.04)	0.015
Stage III	1.01 (0.99-1.02)	0.118	1.02 (0.99-1.03)	0.062
Stage IV	1.00		1.00	
CD4 cells/mm³				
<200	1.00			
200-349	1.01 (0.99-1.03)	0.622		
>=350	1.02 (1.00-1.03)	0.008		
BMI (Kg/M²)				
Underweight	1.00			
Normal	1.01 (0.99-1.01)	0.128		
Overweight	1.00 (0.958-1.03)	0.935		
Obesity	1.00 (0.99-1.02)	0.853		
Prior DTG status				
Experienced Suppressed	1.00		1.00	
Experienced Unsuppressed	0.91 (0.90-0.92)	<0.001	0.92 (0.91-0.93)	<0.001
Naive	1.01 (1.00-1.02)	0.003	0.99 (0.98-1.01)	0.497
Duration on ART				
24 months or less	1.00		1.00	
>24 months	0.98 (0.97-0.99)	<0.001	0.96 (0.94-0.97)	<0.001
Current DTG Regimen				
Other DTG regimen	1.00			
TDF+3TC+DTG(TLD)	1.01 (0.99-1.02)	0.356		
Ever received MMS				
No	1.00		1.00	
Yes	1.23 (1.21-1.25)	<0.001	1.25 (1.23-1.28)	<0.001
Exposed to PMTCT				
No	1.00			
Yes	1.01 (0.99-1.01)	0.120		
History of TB treatment				
No	1.00		1.00	
Yes	0.99 (0.98-0.99)	0.003	0.99 (0.98-1.01)	0.355
Malnutrition status				
No Malnutrition	1.00		1.00	
Mild & Moderate	0.97 (0.94-1.01)	0.129	0.98 (0.95-1.02)	0.298
Severe	0.75 (0.63-0.89)	0.001	0.77 (0.69-0.94)	0.012

Retention in Care

Retained	1.00	<0.001	1.00	
Not Retained	0.76 (0.71-0.81)		0.83 (0.77-0.89)	<0.001

Facility type

Dispensary	1.00		1.00	
Health centre	1.00 (0.99-1.01)	0.365	1.00 (0.99-1.01)	0.930
Hospital	1.01 (1.00-1.02)	0.029	1.01 (0.99-1.01)	0.060

Facility Ownership

Private/FBO	1.00			
Public	0.99 (0.99-1.01)	0.364		

Zone

Central Zone	1.01 (0.99-1.02)	0.415	1.00 (0.98-1.02)	0.860
Coastal Zone	0.98 (0.97-0.99)	0.020	0.98 (0.96-0.99)	0.033
Lake Zone	1.03 (1.01-1.04)	0.001	1.01 (0.99-1.03)	0.227
Northern Zone	1.00 (0.98-1.01)	0.639	0.99 (0.98-1.02)	0.815
Southern Highland	0.99 (0.97-1.00)	0.102	0.99 (0.97-1.01)	0.437
Western Zone	1.00		1.00	

Key: RR; Relative Risk CI; Confidence Interval

242

243

244 Discussion

245 This study aimed to determine HIV viral suppression and associated factors among children
246 and adolescents who were on a DTG-based regimen in Tanzania Mainland from 2019 to 2021.
247 The proportion of children and adolescents living with HIV on a DTG-based ART regimen
248 was 41.96% among all CALHIV on ART in Tanzania Mainland. The proportion of viral
249 suppression among CALHIV on DTG based was 91.64%. Furthermore, 66.19% of previously
250 unsuppressed became suppressed and 88.45% of previously suppressed remained suppressed.

251 The proportion of HIV viral suppression on a DTG-based regimen among children and
252 adolescents living with HIV in our study is approximately similar to 91.5% and 92%, which
253 were reported in Nigeria [10] and Ethiopia [8]. Though, it is higher compared to 84.00% and
254 80.0% which were reported in the USA [11] and Kenya [12]. A possible explanation is the
255 difference in management guidelines of viral suppression across countries that explains
256 variations based on standard copies/ml per country.

257 Among previously unsuppressed patients at baseline, 66.1% achieved viral suppression after
258 shifting to DTG-based regimen and among previously suppressed patients at baseline, 88.4%
259 remained suppressed. This figure is approximately similar to studies reported in Italy, Ireland,
260 and Nigeria [9, 10, 11]. Among ART-naïve participants on DTG-based regimen, viral
261 suppression of 91.7% after six months period. This figure is approximately similar to studies
262 in Uganda and France [12, 13]. In addition, ART naïve participants had a higher proportion of
263 viral suppression (93.2%) compared to ART experienced who shifted to a DTG based regimen
264 with 91.4%. The findings are similar to studies in western India [18], Nigeria [14], and Uganda
265 [16]. It showed a good response to the DTG-based regimen which may reduce the risk of
266 developing viral resistance [19].

267 This study found several factors independently associated with viral suppression
268 including duration on ART of more than 24 months.
269 Similar findings have been reported elsewhere in the USA [20], France [17], and Kenya [12].
270 It can be explained by the evidence from clinical practice, which suggested that prolonged ART
271 can reduce viral load below the limit of detection for a long-term period [8].

272 We also found 'Ever received a multi-month prescription (MMP)' to be significantly
273 related with viral suppression compared to participants who never received a multi month
274 prescription. Participants who ever received multi-month prescriptions are 1.25 more likely to
275 achieve viral suppression compared to those who never received multi-month prescriptions,
276 which is consistent with the findings of studies conducted in Ethiopia [21] and Kenya [22]. It
277 may be the case that those who do not receive this multi-month prescription for viral
278 suppression have poor adherence due to a drop in drug concentration in body fluids because
279 their viral load increases as a result of their inability to suppress HIV replication, which in turn
280 causes their viral load to increase.

281 In this study, at baseline, we also found the age of children and adolescents living with
282 HIV to have a significant effect on viral suppression. Children and adolescents living with HIV
283 aged 5-14 years were less likely to achieve viral suppression compared to children and
284 adolescents living with HIV aged 1-4 years. The results are consistent with reports from the
285 USA [23] and Zimbabwe [24]. This can be explained by the fact that adolescents and young
286 adults living with HIV experience multiple barriers to adherence including developmental,
287 physical, emotional, behavioural, and social dynamic changes.

288 Among those previously on ART, a significant association with being previously
289 unsuppressed prior to DTG was associated with being less likely to achieve viral suppression
290 compared to those previously suppressed prior to DTG. Though, those who were ART naïve

291 when starting DTG were more likely to achieve viral suppression compared to those who were
292 previously suppressed prior to DTG, though not statistically significant. The findings are
293 consistent with the study done in nine countries which involved Africa, Asia, North America,
294 and South America [25].

295 Furthermore, in this study those not retained in care were less likely to achieve viral
296 suppression compared to CALHIV retained in care, which mirrors the findings of the study
297 done in South Africa [26]. This indicates that patients being retained in care were more likely
298 to achieve viral suppression compared to not retained in regular care since adolescents seem to
299 have lower retention rates compared to other age groups.

300 This study utilized the national representative data of children and adolescents living with
301 HIV. Hence, enough statistical power increases the precision of the estimates and makes the
302 findings generalizable to treatment naïve and experienced HIV patients. This is the first in
303 Tanzania to evaluate the HIV viral suppression on a dolutegravir-based regimen and associated
304 factors among children and adolescents living with HIV on ART. Therefore, our study has
305 provided an estimate for viral suppression amongst children and adolescents living with HIV
306 on DTG based regimen and associated factors in Tanzania.

307 This study has a few limitations related to its retrospective nature which utilized secondary
308 data, which might have compromised the data quality and thereby the estimates. This includes
309 missing values in viral load and exposures. The inability to conduct drug resistance testing and
310 antiretroviral drug level testing, which could have helped to determine the contributions of
311 resistance before switching to dolutegravir (DTG) to the risk of treatment failure, especially
312 among virally unsuppressed children and adolescents living with HIV on ART.

313 Conclusions

314 The proportion of viral suppression among children and adolescents living with HIV on
315 dolutegravir (DTG) based regimen in this study was 91.64%. The results encourage widespread
316 use of DTG among eligible CALHIV, especially those in baseline WHO stage I and those who
317 ever received a multi-month prescription, as they were more likely to achieve viral suppression.
318 Viral suppression among CALHIV on DTG was associated with age 5-14, duration on ART
319 more than 24 months, ever received a multi-month prescription, WHO stage I, experienced
320 unsuppressed prior to DTG, not retained in care and living in coastal zone.

321 Based on the findings from this study, we recommend the following. All children and
322 adolescents living with HIV who are currently receiving other ART (PI or NNRTI) regimens,
323 particularly those who are unsuppressed should switch to a dolutegravir (DTG)-based regimen
324 if eligible. We recommend this because of its strong association in reducing viral load.
325 Dolutegravir based regimen maintains viral suppression but weight gain after its use needs
326 further research to check whether it is beneficial or harmful.

327

328 **Competing interests**

329 None of the authors has any conflict of interest in the content of this manuscript.

330 **Authors' contributions**

331 AAM contributed to the design of the study, performed the statistical analysis, and drafted the
332 manuscript. MSdB, GM, CA and MJM edited the final draft of the manuscript and approved
333 the final manuscript.

334

335 **Acknowledgments**

336 Besides my supervisors, I would like to thank all members of the Department of Epidemiology
337 and Applied Biostatistics and National Aids Control Programme (NACP) for their assistance,
338 encouragement, constructive comments, and recommendation. I do extend my sincere gratitude
339 to the National Aids Control Program (NACP) for the permission to access patient level
340 information in the CTC 2 Databases.

341

342

343 **List of abbreviations**

ART	Antiretroviral Therapy
CALHIV	Children and Adolescents Living with HIV
CTC	Care and Treatment Clinic
DTG	Dolutegravir
HIV	Human Immunodeficiency Virus
MMP	Multi-month Prescription
NNRTI	Non-Nucleoside Reverse Transcript Inhibitor
PI	Protease Inhibitor
VS	Viral Suppression
WHO	World Health Organization.

344

345 **References**

- 346 1. WHO. World Health Organization (WHO) recommends dolutegravir as preferred HIV
347 treatment option in all populations [Internet]. 2021 [cited 2022 Jan 10]. Available from:
348 [https://www.who.int/news/item/22-07-2019-who-recommends-dolutegravir-as-preferred-hiv-](https://www.who.int/news/item/22-07-2019-who-recommends-dolutegravir-as-preferred-hiv-treatment-option-in-all-populations)
349 [treatment-option-in-all-populations](https://www.who.int/news/item/22-07-2019-who-recommends-dolutegravir-as-preferred-hiv-treatment-option-in-all-populations)
- 350 2. UNAIDS. United Republic of Tanzania, HIV and AIDS estimates [Internet]. 2021 [cited
351 2022 Jan 10]. Available from:
352 <http://www.unaids.org/en/regionscountries/countries/unitedrepublicoftanzania/>,
- 353 3. National Bureau of Statistics. Tanzania HIV Impact Survey (THIS) 2016-2017. Tanzania
354 HIV Impact Surv 2016-2017 [Internet]. 2018;2016–7. Available from:
355 [https://phia.icap.columbia.edu/wp-content/uploads/2019/06/FINAL_THIS-2016-2017_Final-](https://phia.icap.columbia.edu/wp-content/uploads/2019/06/FINAL_THIS-2016-2017_Final-Report__06.21.19_for-web_TS.pdf)
356 [Report__06.21.19_for-web_TS.pdf](https://phia.icap.columbia.edu/wp-content/uploads/2019/06/FINAL_THIS-2016-2017_Final-Report__06.21.19_for-web_TS.pdf)
- 357 4. MoHCDGEC. Tanzania Health Sector Strategic Plan 2021-2026. Tanzania Heal Sect Strateg
358 Plan 2021-2026. 2021;2026:104.
- 359 5. Makadzange AT, Higgins-Biddle M, Chimukangara B, Birri R, Gordon M, Mahlanza T, et
360 al. Clinical, Virologic, Immunologic outcomes and emerging HIV Drug resistance patterns in
361 children and adolescents in public ART Care in Zimbabwe. *PLoS One*. 2015;10:1–18.
- 362 6. Bruzzese E, Lo Vecchio A, Smarrazzo A, Tambaro O, Palmiero G, Bonadies G, et al.
363 Dolutegravir-based anti-retroviral therapy is effective and safe in HIV-infected paediatric
364 patients. *Ital J Pediatr. Italian Journal of Pediatrics*; 2018;44:1–5.
- 365 7. Shantanam S. Safety, tolerability and efficacy of generic dolutegravir (DTG) containing
366 ART regimen among South Indian HIV-infected patients. *Clin Infect Dis*. 2018;176:139–48.

- 367 8. Mehari EA, Muche EA, Gonete KA. Virological suppression and its associated factors of
368 dolutegravir based regimen in a resource-limited setting: An observational retrospective study
369 in Ethiopia. *HIV/AIDS - Res Palliat Care*. 2021;13:709–17.
- 370 9. Briand C, Dollfus C, Caseris M, Kantor E, Avettand-fènoël V, Descamps D, et al.
371 Dolutegravir Based cART in Vertically-HIV-1-Infected Adolescents in Real-Life Setting. *J Int*
372 *AIDS Soc*. 2016;812.
- 373 10. Harcourt P, Paul NI, Ugwu RO. Dolutegravir (DTG) Based Fixed Dose Combination (
374 FDC) of Tenofovir / Lamivudine / Dolutegravir (TLD) and Viral Load Suppression in
375 Children in. *J Sci Res Reports*. 2020;26:52–9.
- 376 11. Rolle CP, Nguyen V, Hinestroza F, Dejesus E. Virologic outcomes of switching to
377 dolutegravir functional mono - or dual therapy with a non - cytosine nucleoside analog : a
378 retrospective study of treatment - experienced , patients living with HIV. *AIDS Res Ther*
379 [Internet]. *BioMed Central*; 2021;18:26. Available from: [https://doi.org/10.1186/s12981-021-](https://doi.org/10.1186/s12981-021-00352-0)
380 00352-0
- 381 12. Tsikhutsu I, Bii M, Dear N, Ganesan K, Kasembeli A, Sing'oei V, et al. Prevalence and
382 Correlates of Viral Load Suppression and Human Immunodeficiency Virus (HIV) Drug
383 Resistance Among Children and Adolescents in South Rift Valley and Kisumu, Kenya. *Clin*
384 *Infect Dis*. 2022;1–9.
- 385 13. Carlo D Di, Falasca F, Palermo E, Mezzaroma I, Fimiani C, Siccardi G, et al. Dolutegravir-
386 Based Regimen for Maintenance of Viral Suppression in People Living with HIV : 48-Week
387 Results in Real-Life Setting. *AIDS Res Hum Retroviruses*. 2021;37:478–85.
- 388 14. Soriano V, Labarga P, Bisallah CI, Ochigbo M, Muhammad O, Sulaiman B, et al.
389 Effectiveness of Dolutegravir (DTG), an HIV integrase inhibitor in improving viral load
390 suppression among HIV inf ---*IOSR J Dent Med Sci*. 2014;19:27–32.

- 391 15. Waqas S, Connor MO, Levey C, Mallon P, Sheehan G, Patel A, et al. Experience of
392 dolutegravir in HIV-infected treatment-naïve patients from a tertiary care University Hospital
393 in Ireland. *SAGE Open Med.* 2016;4:1–3.
- 394 16. Ndashimye E, Arts EJ. *International Journal of Infectious Diseases* Dolutegravir response
395 in antiretroviral therapy naïve and experienced patients with M184V / I : Impact in low-and
396 middle-income settings. *Int J Infect Dis [Internet]. International Society for Infectious*
397 *Diseases*; 2021;105:298–303. Available from: <https://doi.org/10.1016/j.ijid.2021.03.018>
- 398 17. Lambert-niclot S, Boyd A, Fofana D, Valin N, Wirden M, Meynard J, et al. INSTI-Based
399 Triple Regimens in Treatment-Naïve HIV- Infected Patients Are Associated With HIV-RNA
400 Viral Load Suppression at Ultralow Levels. *Open Forum Infect Dis.* 2019;1–9.
- 401 18. Patel AK, Patel KK, Pujari1 S, Patel JK, Kumar3 A. Virological outcome and frequency of
402 low - level viremia in patients receiving generic dolutegravir - containing regimen at a large
403 tertiary care clinic in Western India. *Indian J Sex Transm Dis AIDS.* 2021;42:31–7.
- 404 19. Taiwo BO, Zheng L, Stefanescu A, Nyaku A, Bezins B, Wallis CL, et al. MAJOR
405 ARTICLE ACTG A5353 : A Pilot Study of Dolutegravir Plus Lamivudine for Initial Treatment
406 of Human Immunodeficiency Virus-1 (HIV-1)– infected Participants With HIV-1 RNA < 500
407 000 Copies / mL. *Clin Infect Dis.* 2018;66:1689–97.
- 408 20. Bourgi K, Rebeiro PF, Turner M, Castilho JL, Hulgan T, Raffanti SP, et al. Greater Weight
409 Gain in Treatment-naïve Persons Starting Dolutegravir-based Antiretroviral Therapy. *Clin*
410 *Infect Dis.* 2020;70:1267–74.
- 411 21. Singh R, Mukherjee A, Singla M, Das BK, Kabra SK, Lodha R. Immunological and
412 Virological Responses to Highly Active Antiretroviral Therapy in HIV-1 Infected Children.
413 *Indian J Pediatr. The Indian Journal of Pediatrics*; 2017;84:893–6.

414 22. Humphrey JM, Genberg BL, Keter A, Musick B, Gardner A, Hogan JW, et al. Viral
415 suppression among children and their caregivers living with HIV in western Kenya. *J Int AIDS*
416 *Soc.* 2019;22:1–10.

417 23. Levy ME, Griffith C, Ellenberger N, Monroe AK, Castel AD, Rakhmanina N. Outcomes
418 of Integrase Inhibitor-Based Antiretroviral Therapy in a Clinical Cohort of Treatment-
419 Experienced Children, Adolescents, and Young Adults with HIV Infection. *Physiol Behav.*
420 2017;176:139–48.

421 24. Id TA, Takarinda KC, Phillips A, Ndhlovu C. Provision of HIV viral load testing services
422 in Zimbabwe : Secondary data analyses using data from health facilities using the electronic
423 Patient Monitoring System. *PLoS One* [Internet]. 2021;16:1–18. Available from:
424 <http://dx.doi.org/10.1371/journal.pone.0245720>

425 25. Ruel TD, Acosta EP, Liu JP, Gray KP, George K, Montañez N, et al. Pharmacokinetics ,
426 safety , tolerability , and antiviral activity of dolutegravir dispersible tablets in infants and
427 children with HIV-1 (IMPAACT P1093): results of an open-label , phase 1 – 2 trial. 2022;9.

428 26. Ahmed B, Elashi Y. Determinants of viral suppression among adolescents on antiretroviral
429 therapy in Thabo Mofutsanyane District Municipality , Free State province , South Africa.
430 *African J AIDS Res.* 2021;37.

431