

1
2 **Health Technology Assessment (HTA) readiness in Uganda: Stakeholder’s perceptions on**
3 **the potential application of HTA to support National Universal Health Coverage efforts**

4 ^ΩChrispus Mayora¹, ^ΩJoseph Kazibwe², Richard Ssempala³, Brenda Nakimuli¹, Aloysius
5 Ssenyonjo¹, Elizabeth Ekirapa¹, Sarah Byakika⁴, Tom Aliti⁴, Timothy Musila⁴, Mohamed Gad²,
6 Anna Vassall², Francis Ruiz², Freddie Ssenooba¹

- 7
8 1. Department of Health Policy and Planning, Makerere University School of Public Health,
9 Uganda
10 2. Department of Global Health, London School of Hygiene and Tropical Medicine, United
11 Kingdom
12 3. Department of Economic Theory and Analysis, Makerere University School of
13 Economics, Uganda
14 4. Department of Planning, Financing and Policy, Ministry of Health, Uganda

15 ^Ω - Joint first authors

16

17

18 **Corresponding Author**

19 Joseph Kazibwe

20 Department of Global Health and Development

21 London School of Hygiene and Tropical Medicine

22 United Kingdom

23 Joseph.kazibwe@lshtm.ac.uk

24

25

26 **Abstract**

27 *Introduction*

28 Health technology assessment (HTA) is an area that remains less implemented in low- and lower
29 middle-income countries. The aim of the study is to understand the perceptions of stakeholders
30 in Uganda towards HTA and its role in decision making, in order to inform its potential
31 implementation in the country.

32

33 *Methods*

34 The study takes a cross-sectional mixed methods approach, utilising an adapted version of an
35 International Decision Support Initiative questionnaire with both semi-structured and open-ended
36 questions. We interviewed thirty key informants from different stakeholder institutions in
37 Uganda that have decision making roles in the health sector.

38

39 *Results*

40 All participants perceived HTA as an important tool for decision making. Allocative efficiency
41 was regarded as the most important use of HTA receiving the highest average score (8.8 out of
42 10), followed by quality of healthcare (7.8/10), transparency (7.6/10), budget control (7.5/10)
43 and equity (6.5/10). There was concern that some of the uses of HTA may not be achieved in
44 reality if there was political interference during the HTA process. The technology areas that
45 interviewees highlighted as needing HTA type evaluations urgently were identified as medicines
46 (60.0% of the participants), diagnostics (53.3%), vaccines (40.0%), and public health programs

47 (26.7%). The study participants identified development partners as the most likely potential users
48 of HTA (66.7% of participants), followed by Ministry of Health (43.3%).

49

50 *Conclusion*

51 Interviewed stakeholders in Uganda viewed the role of HTA positively, suggesting that there
52 exists a promising environment for the establishment and operationalisation of HTA as a tool for
53 decision making within the health sector. However, sustainable development and application of
54 HTA in Uganda will require adequate capacity both to undertake HTAs and to support their use
55 and uptake.

56

57

58 **Key words:** Health Technology Assessment (HTA), Perception and experiences, Uganda

59

60

61

62

63

64

65

66

67

68

69

70

71 **Introduction**

72 Priority setting is a key aspect of attaining universal health coverage (UHC)¹. UHC is commonly
73 interpreted as people and communities receiving the health services they need without
74 experiencing financial hardship no matter who they are or where they are². Many low- and
75 middle-income countries (LMICs) are aiming to achieve UHC by 2030, introducing reforms, for
76 example, to remove financial barriers to care and eradicate the financial burden to the patients
77 and their households. Some of the countries enacting UHC-relevant reforms include among
78 others, Vietnam³, China⁴, Ghana⁵, Uganda⁶ and Zambia⁷.

79

80 Many UHC reforms in LMICs are focused at increasing the available resources for the health
81 system while reducing out of pocket expenditure on health⁸. This leaves out the element of how
82 the resources are spent, the purchasing function of the health financing building block of the
83 health system. This includes the process by which funding priorities are made (priority setting
84 for health). As countries grapple with increasing resource constraints with many emphasizing the
85 need to maximise value for money, current institutional structures are often inadequate to support
86 the efficient allocation and use of available resources⁹. Most decisions (including priority setting
87 decisions) are made in ad hoc and implicit manner^{10,11}. However, some countries have made
88 progress in this space through incorporating evidence-informed decision-making (EIDM)
89 approaches in health policies as a means to effectively and efficiently respond to the health needs
90 of served populations. The World Health Organisation defines EIDM as a systematic and
91 transparent approach that applies structured and replicable methods to identify, appraise and
92 make use of evidence across decision-making processes, including for implementation¹².

93
94 The WHO asserts that priority setting decisions should be informed by the best available
95 evidence from research, as well as other factors such as context, public opinion, equity,
96 feasibility of implementation, affordability, sustainability, and acceptability to stakeholders¹².
97 Countries in the global south have increasingly introduced EIDM mechanisms such as health
98 technology assessment (HTA); or at least expressed a desire to do so¹³⁻¹⁵.

99
100 HTA has been defined as a multidisciplinary process that uses explicit methods to determine the
101 value of a health technology at different points in its lifecycle¹⁶. The purpose is to inform
102 decision-making in order to promote an equitable, efficient, and high-quality health system¹⁷.
103 HTA has been highlighted by the WHO as one of the tools that can propel countries towards
104 UHC if implemented. Examples of countries recently introducing HTA in decision making
105 include Ghana^{15,18}, India¹⁹, Kenya²⁰, Indonesia²¹, and the Philippines²². Uganda is committed to
106 the achievement of UHC by 2030 through strengthening the health system and its support
107 mechanisms with a specific focus on primary health care²³. The Ministry of Health (MoH) sees
108 HTA as one of the tools that can enable the country make further progress towards UHC.

109
110 The International Decision Support Initiative (iDSI), a global network of priority setting support
111 institutions and experts, received a request from the Ugandan MoH to facilitate the
112 institutionalisation of HTA in the country²⁴. Institutionalisation of HTA involves the
113 establishment and operationalisation of HTA structures and processes that enable the sustainable
114 production and utilisation of HTA evidence.

115

116 As an initial step, and to inform any strategy to implement HTA in Uganda, a situational (or
117 landscape) analysis that examines existing priority setting approaches and the potential capacity
118 to use evidence in decision making was considered necessary. The present study, a component of
119 a wider situational analysis, aimed to understand the perceptions of stakeholders in Uganda
120 towards HTA to inform HTA implementation in the country.

121

122 **Methods**

123 *Study Design*

124 This is a cross-sectional mixed methods study utilising a questionnaire with both semi-structured
125 and open-ended questions.

126

127 *Context*

128 The study was carried out in Uganda, a country located in East Africa. Uganda is a low income
129 country with a gross domestic product per capita of USD 883.9²⁵ and a population of 47 million
130 as of 2021²⁶. The Ugandan health system is decentralized from MoH to the districts but with the
131 financing still largely controlled by the central government, there is little allocative authority
132 available to the districts. The MoH is responsible for policy formulation, planning, quality
133 assurance, epidemic response, international relations, resource mobilization and monitoring and
134 evaluation. Most decision making takes place at the Ministry level. The budgetary allocations to
135 the health sector have been increasing over time from 560 billion Uganda Shillings (UGX) in the
136 financial year (FY) 2010/11 to 911 billion UGX in 2018/19²⁷. However, the MoH budget as a
137 share of the total government budget has been showing a downward trend even before COVID-
138 19 pandemic. The budget declined from 11.2% in 2004/5 to 5.1% in 2020/21²⁸. Out-of-pocket

139 expenditure on health as a proportion of the national current health expenditure remains high at
140 40%^{29,30}.

141
142 Uganda has a total of 6,937 health facilities and clinics at different levels in 128 districts³¹. The
143 biggest share of all health facilities is government owned at 45.16% (3,133); another 14.44%
144 (1,002) are Private and Not-For-Profit (PNFP), 40.29% (2,795) are Private for Profit (PFP) and
145 0.10% (7) community-owned facilities. Uganda has made improvements in healthcare coverage
146 in recent years. The Government of Uganda planned to have at least 85% of the population living
147 within five kilometres of a health facility by 2020 from 75% as of 2015³². This target however
148 has not yet been achieved³³.

149
150 *Data collection tool*

151 The iDSI HTA situational analysis survey questionnaire³⁴ was used to collect data from key
152 informants. The questionnaire has previously been used in a survey of Sub-Saharan African
153 countries and also in a more in depth study focused on Nigeria³⁵. The questionnaire was adapted
154 to the Uganda setting and used to collect the primary data. The adaptation of the tool was done
155 during a one-day virtual workshop organised by the research team consisting of members from
156 Makerere University School of Public Health (MakSPH), MoH and iDSI (co-authors on this
157 study). The questionnaire is divided into two parts: a closed ended (quantitative) series of
158 questions focused on the uses and importance of HTA; and an open-ended questionnaire section
159 that seeks information on the need, demand and supply of HTA. The quantitative sections score
160 the importance of HTA in a number of dimensions: achieving allocative efficiency; quality of
161 care; transparency in decision making; budget control; and equity. The scores ranged from 0 to

162 10, where 0 is ‘not important’ and 10 is ‘very important’. The key informants were expected to
163 answer both the quantitative and qualitative sections of the questionnaire. The questionnaire was
164 pretested among 5 non-key informants at the MoH to ensure that the questions were clear and
165 uniformly understood by the people answering them.

166

167 *Study participants*

168 Participants were people in decision making positions within their organisations or institutions.
169 They were purposively selected to represent a variety of stakeholder institutions involved in
170 policy making in the health sector which are likely to utilise and supply HTA evidence. The
171 selection of the key informants was based on expertise, experience, and role in the decision-
172 making and resource-allocation/prioritization processes in the health sector at both regional and
173 national level. The key informants were identified through a rapid literature review, and
174 consultations with the MoH. The key informants included: representatives of the professional
175 councils, for example the Uganda Medical and Dental Practitioners Council; District health
176 officers; development partners; government institutions such as the National Drug Authority;
177 investigators at academic and research institutions; and non-governmental organisations. The
178 interviews took place between January and March 2022.

179

180 *Administration of the questionnaire*

181 Appointments were made with the participants prior to the interview day. The interviews were
182 conducted either in person or virtually via Zoom taking into account the key informant’s
183 preference and the existing COVID 19 guidelines in the country at that time. The questionnaire
184 was interviewer-administered. All interviews were recorded. In addition, the interviewer took

185 notes during the interview which were handed over to the principal investigator after the
186 interview for referencing during analysis.

187

188 *Data processing and analysis*

189

190 The recorded interviews were transcribed. The quantitative data were cleaned and descriptively
191 analysed using Microsoft Excel. The data was summarised narratively in addition to using tables
192 and graphs.

193

194 The qualitative data was analysed using the inductive thematic analysis method³⁶ taking the
195 constructionist thematic approach. Validation of results was done through a meeting with the
196 stakeholders.

197

198 *Ethical considerations*

199 This study was reviewed and approved by the MakSPH Higher Degrees Research and Ethics
200 Committee (HDREC), approval number SPH-2021-151. The study was registered with the
201 Uganda National Council of Science and Technology. Ethical approval was also sought from and
202 granted by the London School of Hygiene and Tropical Medicine Ethics Committee (LSHTM
203 Ethics Ref: 26615). During data collection, ethical principles were upheld in the study including:
204 1) maintaining the level of confidentiality; 2) Informant's participation was voluntary 3)
205 obtaining written informed consent; and 4) no study materials contained names or other explicit
206 identifiers of participants.

207

208 **Results**

209 A total of thirty stakeholders from governmental, non-governmental and private sector
210 institutions were interviewed to understand their perceptions towards the use of HTA in decision
211 making. Supplementary material 1 shows the list of institutions from which the key informants
212 where selected.

213
214 Proportionately, the key informants included in this study reflected a balanced representation of
215 the supply and demand side of HTA in the country. The supply side of HTA was mostly
216 represented by academic institutions (n=5) while the majority of key informants on the demand
217 side were government ministries (n=8).

218

219

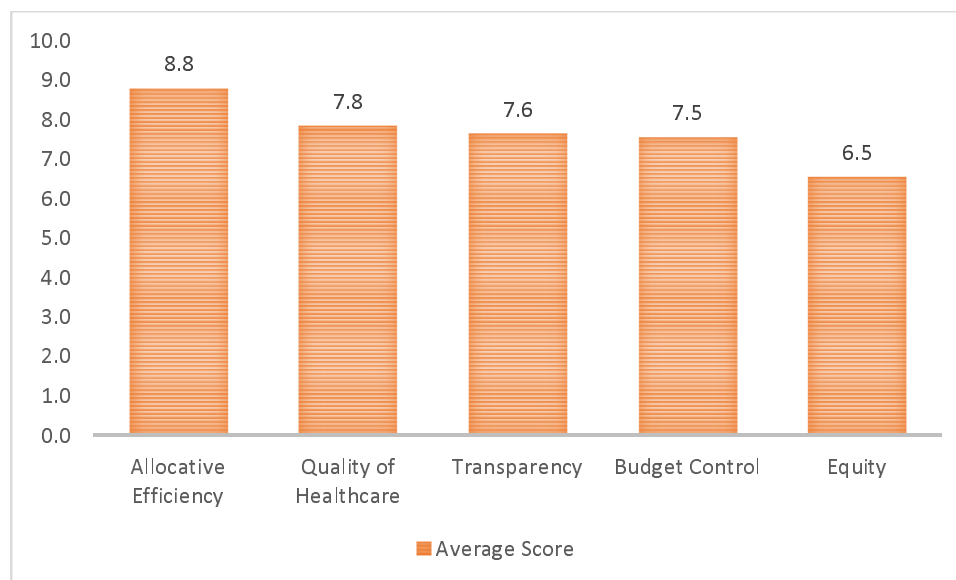
220 **Perceived use of HTA**

221 The stakeholders perceived achieving allocative efficiency, quality of care, transparency in
222 decision making, budget control and equity as key uses of HTA. Each of these aspects had
223 average scores greater than six out of 10 (where 10 indicates the use is “very important”).

224 Allocative efficiency was scored as the most important use of HTA gaining an average score of
225 8.8. Below is figure 1, a graph showing the average scores awarded to each of the HTA benefits.

226

227 *Figure 1: Perceived importance of HTA among stakeholders*



228

229

230 Value for money and optimal use of resources were common reasons provided for scoring
231 allocative efficiency highly. Health technology assessments were viewed by many as a way of
232 getting the best value from the available resources enhancing the efficiency of the health system.

233 *“Health Centre IV, we give resources in the same way that we give... other lower-level facilities,*
234 *and yet you know very well that almost 30% of these health centres are not carrying out*
235 *operations but they are getting money like the health centre IVs which are having like 60 or 50*
236 *operations per month. So, there you are not allocating your resources efficiently. There is no*
237 *allocative efficiency in that aspect. So, it means that you need to have that information and you*
238 *need to develop that criterion, the whole of that formula then you can be able to say that you can*
239 *efficiently allocate, we must be conscious of what we are doing....”* key informant (K3)

240

241 Others emphasized the need for transparency in decision making to ensure that the resource
242 allocation is aligned with the main problems from the communities’ perspective. A key reason
243 for adopting HTA was that it would help improve the quality of health care.

244 *“Improving the quality of healthcare, requires having in place tools that can help you to*
245 *continuously assess and identify the gap on a regular basis. So, if you go manual, you cannot get*
246 *all the information and analyse it in time and triangulate and give you a good assessment of the*
247 *different perspectives of quality.... HTA can assist in ensuring provision of quality services”* Key
248 informant (K9)

249 *“why would I give it [improving quality of healthcare] a higher score... because interventions*
250 *implemented based on evidence are less prone to embezzlement. ..., resources are put to their*
251 *best use.”* Key informant (K23).

252
253 Despite a high score on the *need* for HTA, many respondents acknowledged that there could be a
254 less-than-optimal use of HTA in actual decision making due to political pressures and other
255 considerations. For example, limited resources and capacity may not support the actual use of
256 evidence in practice.

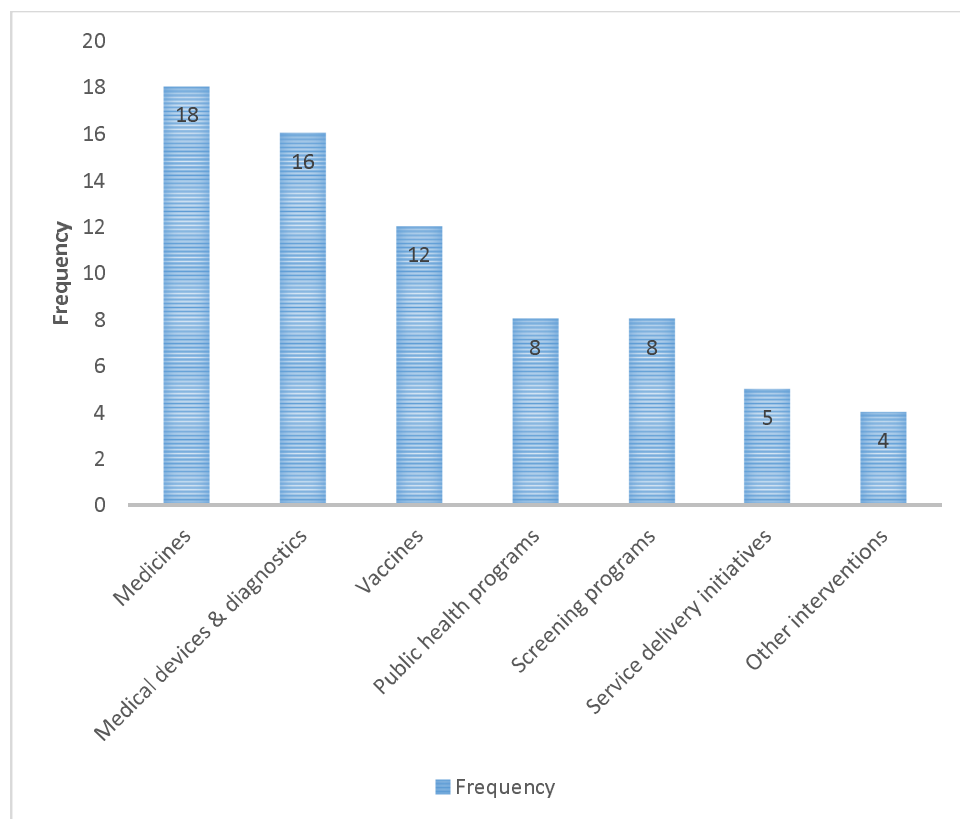
257 *“I will give it about 8 (allocative efficiency), because as much as you can have the assessment*
258 *[HTA] done,...when it comes to decision making, there are other factors that also influence*
259 *things like political decisions, interests and all that. It is good, but you cannot rely on it 100%”.*
260 Key informant (K9).

261
262 **Areas that require HTA urgently**

263 Each respondent was asked to identify three technology (or intervention) areas that they thought
264 urgently required HTA. A number of areas were identified including medicines, medical devices
265 and diagnostics, public health programs, vaccines, screening programs, and service delivery
266 incentives (Figure 2).

267

268 *Figure 2: Areas that require the use of HTA urgently*



269

270

271 The assessment of medicines was identified as the area HTA was most urgently needed (18
272 respondents [60.0%]), followed by medical devices and diagnostics (16 respondents [53.3%]),
273 and vaccines (12 respondents [40.0%]) in third place (figure 2).

274

275 Most respondents highlighted that these technology areas are expensive relative to the limited
276 available resources. Other issues noted by respondents included the use of expensive first line
277 drugs by Ugandan health providers, especially in the private sector, despite the availability of
278 more affordable alternatives.

279

280 “.... these are things (Medicines, vaccines, and medical devices) which are common in a health
281 system service delivery and because they are there, we interface with them whether you are a
282 patient or not. [...] The diagnostic devices [...], people are taken advantage of with these
283 devices so I think to help the user, these need to go through HTA process and government or the
284 country makes a statement on the various diagnostics; then the private sector is unlikely to take
285 advantage of the population” Key informant (K10)

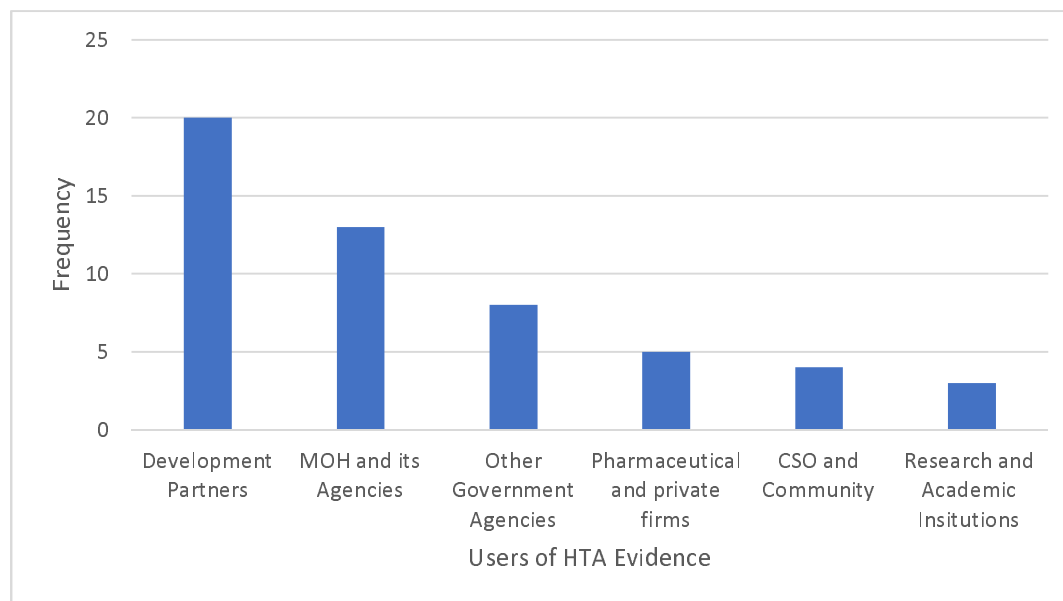
286

287 **Potential users of HTA outputs**

288 Respondents were asked for the likely users of HTA outputs. Figure 3 shows the frequency of
289 perceived likely users of HTA outputs in Uganda.

290

291 *Figure 3: Likely users of HTA evidence*



292

293 Development partners were perceived to be most likely users of HTA output (20 of 30
294 respondents) followed by the MoH and its subsidiaries (13 of 30). Only five respondents
295 perceived pharmaceutical and private firms as potential users of HTA outputs, while civil society

296 organisations (CSO), community and research institutions were seen as potential users of HTA
 297 output by less than five respondents.

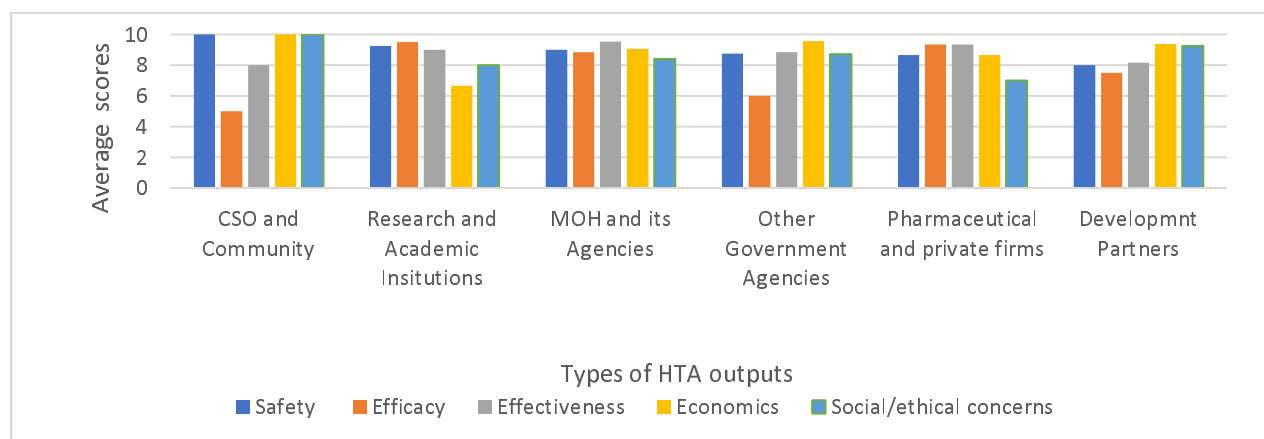
298

299 **Perceived level and type of HTA evidence needed by major stakeholders**

300 Respondents scored the extent to which the different type of HTA outputs are needed by the
 301 major categories of stakeholders (figure 4).

302

303 *Figure 4: Perceived need for the different types of HTA outputs by stakeholders*



304

305

306 All the different potential HTA outputs (relating to safety, efficacy, effectiveness, economic and
 307 social/ethical concerns) are seen to be needed and helpful to all categories of stakeholders (table
 308 1). All the outputs were scored at least five out of ten for each category of stakeholders.
 309 ‘Efficacy’ was scored at 5/10 for the CSO and community stakeholders.

310

311 *Table 1: Level of interest in different types of HTA outputs*

Organization	Safety	Efficacy	Effectiveness	Economics	Social/Ethical
--------------	--------	----------	---------------	-----------	----------------

					concerns
Development Partners	8.00	7.50	8.14	9.37	9.25
MOH and its Agencies (NMS, UNITAG, NDA)	9.00	8.85	9.53	9.06	8.41
Other Government Agencies (MoFPED, NPA, KCCA, UBOS)	8.75	6.00	8.83	9.57	8.71
Pharmaceutical and private firms (JMS)	8.67	9.33	9.33	8.67	7.00
CSO and Community	10.00	5.00	8.00	10.00	10.00
Research and Academic Institutions	9.25	9.50	9.00	6.67	8.00

312 Source: Averaged from respondent scores

313

314 The CSO category of stakeholders was perceived to be the most interested in safety related
315 outputs of HTA (10.00/10) followed by research and academic institutions (9.25/10), and the
316 MoH and its subsidiaries (9.00/10). Research and academic institutions were identified as the
317 most interested in efficacy aspects (9.50/10) followed by pharmaceutical and private firms
318 (9.33/10). The MoH and its subsidiaries was identified as the stakeholder most interested in
319 effectiveness outputs of HTA (9.53/10) followed by pharmaceutical and private firms (9.33/10).
320 The CSO were perceived to be the most interested in economic-related HTA outputs (10 out of
321 10), followed by development partners (9.37/10). The ranking of the interest of the stakeholders
322 in social/ethical concerns was similar to the interest in economic evidence.

323

324

325 **Discussion**

326 This study shows that HTA stakeholders (decision makers) on both the supply and demand sides
327 of HTA perceive HTA as an important tool for decision making within the health sector in
328 Uganda. According to this study, seeking allocative efficiency is the most important goal when
329 implementing HTA, and medicines were identified as the main technology area where the
330 application of HTA type analyses were long overdue. Notably, development partners were
331 perceived to be the most likely users of HTA outputs.

332
333 Resource allocation was perceived as the most prominent use of HTA according to the
334 stakeholders in Uganda. This is consistent with findings in India³⁴ and Nigeria³⁵ where similar
335 surveys have been done. HTA has been taken to be synonymous with cost effectiveness³⁷ and
336 limited to the end result of resource allocation or some assessment of value-for-money.
337 However, HTA arguably offers further benefits in terms of transparency, support for equity
338 considerations and stakeholder inclusiveness, as part of an overarching priority setting decision
339 process³⁸⁻⁴⁰. HTA is not a narrow technical exercise; it provides a framework to accommodate
340 multiple considerations/criteria including potentially ‘political factors’ within a multi-stakeholder
341 engagement process. A good HTA process follows pre-agreed rules and offers transparency with
342 respect to how any evidence is considered in decision making. These factors enhance the
343 credibility and social legitimacy of often difficult priority setting choices⁴¹.

344
345 Development partners were identified as the most likely users of HTA in Uganda in this study
346 which differs from the findings of similar studies in other countries. In Nigeria and India, it was
347 found that that federal and state governments were seen as the dominant users of HTA
348 outputs^{34,35}. This difference could reflect variation in development partner influence in resource

349 allocation decisions in these settings. In both Nigeria and India, the state governments have
350 extensive authority to make such decisions, while in Uganda, most of the health care resources
351 have been ear-marked already, and to a significant extent these ear-marked resources are
352 supported by funding from development partners. Indeed, development partners fund
353 approximately 40% of the Ugandan health budget³⁰. The findings from Uganda may also reflect
354 the stakeholders' association of HTA with primarily the allocation of resources for specific
355 technologies, with less consideration of other uses such as informing the development of clinical
356 guidelines. Further sensitisation of Ugandan stakeholders on the nature and use of HTA may
357 change perceptions around key beneficiaries of implementation.

358
359 It is perhaps concerning that the MoH is not seen as the most likely user of HTA evidence
360 despite the fact that it is the institution responsible for policy formulation and implementation
361 within the health sector. This may in part be a result of the relatively low engagement of
362 stakeholders by the MoH on the topic of HTA. This suggests that there could be value in the
363 MoH (with the support of international partners as needed) in actively engaging with relevant
364 stakeholders, and advocate for a potential legal framework to guide the operationalisation and
365 institutionalisation of HTA in the country. Building HTA within a legal framework that requires
366 it use for coverage decisions could be valuable in aiding implementation, especially in
367 environments where there is a national social insurer⁴². For example, the Philippines put in place
368 an HTA organisational structure informed by a statutory law that established the Health
369 Technology Assessment Council (HTAC), an independent advisory institution which gives
370 guidance to the Philippines Government Department of Health and the Philippine Health

371 Insurance Corporation (PhilHealth) on which health interventions/technologies are to be funded
372 by the government²².

373
374 Uganda, through the MoH, is in fact pursuing a legal framework detailing the processes through
375 which priority setting decisions are made and operationalised. However significant progress can
376 still be made in the absence of a detailed legal underpinning for HTA. For example, Thailand has
377 developed robust HTA systems without a specific legal framework and has created a semi-
378 autonomous unit to serve as an agency to inform decisions using HTA⁴³. Rwanda, while not
379 having a dedicated HTA unit, is currently applying HTA approaches to update the health benefits
380 package of the community-based health insurance scheme⁴⁴. Uganda could therefore explore
381 setting up preliminary, exploratory structures to support HTA development, such as an HTA unit
382 perhaps within the MoH, in advance of a formal legal framework. This would allow for testing
383 potential options and processes.

384
385 The relative absence of HTA-like approaches in decision making in Uganda was seen by the
386 stakeholders interviewed as disadvantaging the patients and people in Uganda in general. The
387 cost of medicines is not regulated and patients are seen as being taken advantage of. This
388 potentially exposes patients and their households to catastrophic health expenditures. It is for
389 these reasons that respondents see HTA as a tool to support development of the national drug
390 formulary, standardize reimbursement of expenses especially for provider payment systems and
391 also improve health outcomes of the final users.

392

393 The establishment of HTA structures is likely to stimulate and increase HTA capacity in the
394 country. Currently, there is a limited HTA relevant literature that focuses on the Ugandan
395 context, and the majority of those studies are authored by researchers based in other countries, a
396 situation similar to LMICs more generally⁴⁵. The existence of HTA structures will further
397 enhance the value of the awaited Master of Health Economics program by Makerere University
398 which will train health economists in-country that could then be absorbed into those HTA
399 structures.

400
401 Building in-country HTA structures will however still need the support of international
402 organisations and donors for the foreseeable future. There are a number of development partners
403 that are engaging in HTA relevant activities within the country including the Medical Research
404 Council/Uganda Virus Research Institute and LSHTM Uganda Research Unit, the University of
405 York under Thanzi la Onse, the Professional Society for Health Economics and Outcomes
406 Research (ISPOR), Results for Development (R4D), ThinkWell, Strategic Purchasing Africa
407 Resource Centre (SPARC), Norwegian Institute of Public Health (NiPH), and KEMRI-
408 Wellcome Trust. Although important for supporting domestic HTA institutionalisation, in most
409 cases development partners tend to carry out activities in isolation leading to duplication and
410 unnecessary competition if unregulated within a given country. There is therefore a need for the
411 MoH to encourage collaboration and coordination among these stakeholders to avoid duplication
412 of HTA related activities and optimize impact.

413

414 **Limitations**

415 The study included respondents that were in decision making positions within their
416 organizations. The findings may not reflect mid-level and low-level managers within those
417 institutions. The stakeholders selected were mostly from the central region of Uganda which is
418 generally urban and houses the headquarters of MoH and most key institutions. Therefore, the
419 findings of this study may not reflect the perceptions of decision makers that are based in rural
420 parts of the country. The level of understanding of HTA varied across stakeholders, where those
421 with a background in health economics having more knowledge on the subject matter than
422 others. This may have introduced some level of bias in the findings.

423

424 **Conclusion**

425 Key stakeholders in Uganda took a positive view of the role of HTA suggesting a promising
426 environment for the establishment and operationalisation of HTA as a tool for decision making
427 within the health sector. Sustainable development and application of HTA in Uganda will require
428 adequate capacity both to undertake HTAs and to support their use and uptake. There is perhaps
429 a need for a more comprehensive understanding of current HTA capacity in Uganda, which takes
430 into account the different needs and requirements of the stakeholders involved, the existing
431 priority setting processes and notes the importance of strengthening both technical and non-
432 technical (e.g. administrative) aspects necessary for the conduct of HTA. Supported by
433 development partners and under the leadership of Ugandan authorities, it may be necessary to
434 undertake a detailed capacity assessment exercise in order to better understand existing strengths
435 and where current expertise is located. This would inform a national strategy for capacity
436 building in HTA going forward.

437

438 **Declaration**

439

440 **Ethics approval and consent to participate**

441 This study was reviewed and approved by the MakSPH Higher Degrees Research and Ethics
442 Committee (HDREC), approval number SPH-2021-151 and the London School of Hygiene and
443 Tropical Medicine Ethics Committee (LSHTM Ethics Ref: 26615).

444

445 **Consent for publication**

446 Not applicable

447

448 **Availability of data and materials**

449 The data analysed during the current study is available from the corresponding author upon
450 reasonable request.

451

452 **Competing interests**

453 The authors declare that they have no competing interests

454

455 **Funding**

456 This study was supported by the International Decision Support Initiative, which is funded by the
457 Bill and Melinda Gates Foundation (OPP1202541).

458

459 **Role of funder**

460 The funder of the study had no role in study design, data collection, data analysis, data
461 interpretation, or writing of the report. Funders supported researcher time and other resources
462 (such as computer equipment) needed for completion of the study.

463

464 **Authors contributions**

465 Conceptualisation: – MG, JK, FR, FS, CM

466 Developing protocol: – JK, CM, RS, AS, EE, SB, TA, TM, AV, FR

467 Data collection: – RS, BN

468 Validation: – JK, FR, EE

469 Data curation and analysis: – JK, RS, BN

470 Funding acquisition: – FR, AV

471 Methodology: – JK, CM, FR, AV

472 Project administration: – JK, MG

473 Supervision: – FR, FS

474 Writing – original draft: – JK, CM, RS

475 writing review & editing: – JK, CM, RS, BN, AS, EE, SB, TA, TM, MG, AV, FR, FS

476

477 **Acknowledgements**

478 None

479

480 **References**

481 1. WHO Consultative Group on Equity and Universal Health Coverage. *Making Fair*

482 *Choices on the Path to Universal Health Coverage.*; 2014. Accessed September 2, 2022.

- 483 <http://www.ncbi.nlm.nih.gov/pubmed/25666865>
- 484 2. World Health Organisation. Universal health coverage (UHC). Published April 1, 2021.
485 Accessed June 12, 2022. [https://www.who.int/news-room/fact-sheets/detail/universal-](https://www.who.int/news-room/fact-sheets/detail/universal-health-coverage-(uhc))
486 [health-coverage-\(uhc\)](https://www.who.int/news-room/fact-sheets/detail/universal-health-coverage-(uhc))
- 487 3. Tran Van Tien by, Thi Phuong H, Mathauer I, Thi Kim Phuong N. *A Health Financing*
488 *Review of Vietnam with a Focus on Social Health Insurance: Bottlenecks in Institutional*
489 *Design and Organizational Practice of Health Financing and Options to Accelerate*
490 *Progress towards Universal Coverage.*; 2011.
- 491 4. Zhang J, Zeng H, Yu T, Zhang R. China's universal healthcare reform: the first phase
492 [2009–2011] of the ambitious plan. *J Hosp Manag Heal Policy*. 2018;2:22-22.
493 doi:10.21037/JHMHP.2018.04.09
- 494 5. Fusheini A. Healthcare Financing Reforms: Ghana's National Health Insurance. *Heal*
495 *Reforms Across World*. Published online March 2020:25-54.
496 doi:10.1142/9789811208928_0002
- 497 6. Cashin C, Dossou J-P. Can National Health Insurance Pave the Way to Universal Health
498 Coverage in Sub-Saharan Africa? <https://doi.org/10.1080/2328860420212006122>.
499 2021;7(1). doi:10.1080/23288604.2021.2006122
- 500 7. Masiye F, Chansa C. *Health Financing in Zambia.*; 2019.
- 501 8. Jalali FS, Bikineh P, Delavari S. Strategies for reducing out of pocket payments in the
502 health system: a scoping review. *Cost Eff Resour Alloc*. 2021;19(1):1-22.
503 doi:10.1186/S12962-021-00301-8/TABLES/5
- 504 9. Glassman A, Chalkidou K, Giedion U, et al. Priority-Setting Institutions in Health:
505 Recommendations from a Center for Global Development Working Group. *Glob Heart*.

- 506 2012;7(1):13-34. doi:10.1016/J.GHEART.2012.01.007
- 507 10. Baltussen R, Niessen L. Priority setting of health interventions: The need for multi-criteria
508 decision analysis. *Cost Eff Resour Alloc.* 2006;4(1):1-9. doi:10.1186/1478-7547-4-
509 14/FIGURES/2
- 510 11. Chalkidou K, Levine R, Dillon A. Helping poorer countries make locally informed health
511 decisions. *BMJ.* 2010;341(7767):284-286. doi:10.1136/BMJ.C3651
- 512 12. World Health Organisation. *Evidence, Policy, Impact: WHO Guide for Evidence-Informed*
513 *Decision-Making.*; 2022. Accessed December 14, 2022.
514 <https://www.who.int/publications/i/item/9789240039872>
- 515 13. Downey LE, Mehndiratta A, Grover A, et al. Institutionalising health technology
516 assessment: establishing the Medical Technology Assessment Board in India. *BMJ Glob*
517 *Heal.* 2017;2(2):e000259. doi:10.1136/BMJGH-2016-000259
- 518 14. MacQuilkan K, Baker P, Downey L, et al. Strengthening health technology assessment
519 systems in the global south: a comparative analysis of the HTA journeys of China, India
520 and South Africa. *Glob Health Action.* 2018;11(1).
521 doi:10.1080/16549716.2018.1527556/SUPPL_FILE/ZGHA_A_1527556_SM6628.ZIP
- 522 15. Groom G, Groom, Genevive. Final Report: iDSI learning review: Ghana. *F1000Research*
523 *2019 8840.* 2019;8:840. doi:10.7490/F1000RESEARCH.1116868.1
- 524 16. World Health Organisation. International HTA networks. Accessed April 15, 2021.
525 <https://www.who.int/health-technology-assessment/networks/en/>
- 526 17. O'Rourke B, Oortwijn W, Schuller T. The new definition of health technology
527 assessment: A milestone in international collaboration. *Int J Technol Assess Health Care.*
528 2020;36(3):187-190. doi:10.1017/S0266462320000215

- 529 18. Bidonde J, Meneses-Echavez JF, Asare B, et al. Developing a tool to assess the skills to
530 perform a health technology assessment. *BMC Med Res Methodol*. 2022;22(1):78.
531 doi:10.1186/S12874-022-01562-4/FIGURES/3
- 532 19. Ministry of Health and Family Welfare Department of Health Research India. Health
533 Technology Assessment in India (HTAIn). Published 2018. Accessed April 30, 2023.
534 <https://htain.icmr.org.in/>
- 535 20. Ministry of Health. Government launches health technology assessment to inform policy
536 decision making Nairobi, Kenya. Published March 2018. Accessed April 30, 2023.
537 [https://www.health.go.ke/government-launches-health-technology-assessment-to-inform-](https://www.health.go.ke/government-launches-health-technology-assessment-to-inform-policy-decision-making-nairobi-kenya-18-march-2018/)
538 [policy-decision-making-nairobi-kenya-18-march-2018/](https://www.health.go.ke/government-launches-health-technology-assessment-to-inform-policy-decision-making-nairobi-kenya-18-march-2018/)
- 539 21. Sharma M, Teerawattananon Y, Luz A, Li R, RattanaVIPapong W, Dabak S.
540 Institutionalizing Evidence-Informed Priority Setting for Universal Health Coverage:
541 Lessons From Indonesia. *Inq (United States)*. 2020;57. doi:10.1177/0046958020924920
- 542 22. Republic of Philippines Department of Health. Health Technology Assessment Council
543 (HTAC) . Accessed April 30, 2023. [https://hta.doh.gov.ph/health-technology-assessment-](https://hta.doh.gov.ph/health-technology-assessment-council-htac/)
544 [council-htac/](https://hta.doh.gov.ph/health-technology-assessment-council-htac/)
- 545 23. Ministry of Health. Ministry of Health Strategic Plan 2020/21 - 2024/25 - Ministry of
546 Health | Government of Uganda. Published 2020. Accessed September 2, 2022.
547 <https://www.health.go.ug/cause/ministry-of-health-strategic-plan-2020-21-2024-25/>
- 548 24. International Decision Support Initiative (iDSI). iDSI. Accessed September 6, 2022.
549 <https://www.idsihealth.org/>
- 550 25. The World Bank. GDP per capita (current US\$) - Uganda. Published 2022. Accessed
551 April 30, 2023. <https://data.worldbank.org/indicator/NY.GDP.PCAP.CD?locations=UG>

- 552 26. The World Bank. Uganda . Published 2022. Accessed December 14, 2022.
553 <https://data.worldbank.org/country/UG>
- 554 27. Ministry of Finance Planning and Economic Development. *Good Governance; a*
555 *Prerequisite to Harness the Demographic Dividend for Sustainable Development. State of*
556 *Uganda Population Report 2018.*; 2018.
- 557 28. UNICEF. The National Budget Framework Paper 2020/21 Budget Brief.
- 558 29. Kadowa I. *A Case Study of the Uganda National Minimum Healthcare Package the Role*
559 *of Essential Health Benefits in the Delivery of Integrated Services: Learning from*
560 *Practice in East and Southern Africa.*; 2017.
- 561 30. Ministry of Health Uganda. *National Health Accounts 2016-2019.*; 2022.
- 562 31. Ministry of Health of the Republic of Uganda. *National Health Facility Master List.*;
563 2018.
- 564 32. Ministry of Health Uganda. Health Sector Development Plan 2015/16 - 2019/20.
565 Published 2015. Accessed January 8, 2022. [https://www.health.go.ug/cause/health-sector-](https://www.health.go.ug/cause/health-sector-development-plan-2015-16-2019-20/)
566 [development-plan-2015-16-2019-20/](https://www.health.go.ug/cause/health-sector-development-plan-2015-16-2019-20/)
- 567 33. World Health Organisation African Region. Uganda on the right path to achieving
568 Universal Health Coverage. Accessed April 30, 2023.
569 <https://www.afro.who.int/news/uganda-right-path-achieving-universal-health-coverage>
- 570 34. Dabak SV, Pilasant S, Mehndiratta A, et al. Budgeting for a billion: Applying health
571 technology assessment (HTA) for universal health coverage in India. *Heal Res Policy*
572 *Syst.* 2018;16(1):1-7. doi:10.1186/S12961-018-0378-X/TABLES/2
- 573 35. Uzochukwu BSC, Okeke C, O'Brien N, Ruiz F, Sombie I, Hollingworth S. Health
574 technology assessment and priority setting for universal health coverage: A qualitative

- 575 study of stakeholders' capacity, needs, policy areas of demand and perspectives in
576 Nigeria. *Global Health*. 2020;16(1):1-11. doi:10.1186/S12992-020-00583-2/TABLES/6
- 577 36. Braun V, Clarke V. Using thematic analysis in psychology. *Qual Res Psychol*.
578 2006;3(2):77-101. Accessed January 26, 2023. [https://uwe-](https://uwe-repository.worktribe.com/preview/1043068/thematic_analysis_revised_-_final.pdf)
579 [repository.worktribe.com/preview/1043068/thematic_analysis_revised_-_final.pdf](https://uwe-repository.worktribe.com/preview/1043068/thematic_analysis_revised_-_final.pdf)
- 580 37. Teerawattananon Y, Painter C, Dabak S, et al. Avoiding health technology assessment: a
581 global survey of reasons for not using health technology assessment in decision making.
582 *Cost Eff Resour Alloc*. 2021;19(1):1-8. doi:10.1186/S12962-021-00308-1/FIGURES/3
- 583 38. Pan American Health Organisation and World Health Organisation. Health Technology
584 Assessment (HTA). Published 2013. Accessed April 30, 2023.
585 [https://www3.paho.org/hq/index.php?option=com_content&view=article&id=9229:2013-](https://www3.paho.org/hq/index.php?option=com_content&view=article&id=9229:2013-tecnologias-sanitarias&Itemid=41687&lang=en#gsc.tab=0)
586 [tecnologias-sanitarias&Itemid=41687&lang=en#gsc.tab=0](https://www3.paho.org/hq/index.php?option=com_content&view=article&id=9229:2013-tecnologias-sanitarias&Itemid=41687&lang=en#gsc.tab=0)
- 587 39. Gagnon MP, Desmartis M, Lepage-Savary D, et al. Introducing patients' and the public's
588 perspectives to health technology assessment: A systematic review of international
589 experiences. *Int J Technol Assess Health Care*. 2011;27(1):31-42.
590 doi:10.1017/S0266462310001315
- 591 40. Gagnon MP, Tanchou Dipankui M, Poder TG, Payne-Gagnon J, Mbemba G, Beretta V.
592 Patient and public involvement in health technology assessment: update of a systematic
593 review of international experiences. *Int J Technol Assess Health Care*. 2021;37(1):e36.
594 doi:10.1017/S0266462321000064
- 595 41. Rocchi A, Chabot I, Glennie J. Evolution of health technology assessment: best practices
596 of the pan-Canadian Oncology Drug Review. *Clin Outcomes Res*. 2015;7:287-298.
597 doi:10.2147/CEOR.S82549

- 598 42. Bertram M, Dhaene G, Edejer TT-T. *Institutionalizing Health Technology Assessment*
599 *Mechanisms: A How to Guide.*; 2021. Accessed May 13, 2023.
600 <https://apps.who.int/iris/handle/10665/340722>
- 601 43. Sharma M, Teerawattananon Y, Dabak SV, et al. A landscape analysis of health
602 technology assessment capacity in the Association of South-East Asian Nations region.
603 *Heal Res Policy Syst.* 2021;19(1):1-13. doi:10.1186/S12961-020-00647-0/FIGURES/3
- 604 44. Government of Rwanda. Rwanda Ministerial Instructions determining the methodology to
605 define the community-based health insurance benefit package . Published August 31,
606 2021. Accessed April 27, 2022. [https://gazettes.africa/archive/rw/2021/rw-government-](https://gazettes.africa/archive/rw/2021/rw-government-gazette-dated-2021-08-31-no-special.pdf)
607 [gazette-dated-2021-08-31-no-special.pdf](https://gazettes.africa/archive/rw/2021/rw-government-gazette-dated-2021-08-31-no-special.pdf)
- 608 45. Hollingworth S, Fenny AP, Yu SY, Ruiz F, Chalkidou K. Health technology assessment
609 in sub-Saharan Africa: a descriptive analysis and narrative synthesis. *Cost Eff Resour*
610 *Alloc.* 2021;19(1):1-13. doi:10.1186/S12962-021-00293-5/TABLES/2
611
612