

1 **Mpox diagnosis history, behavioural risk modification, and vaccination uptake in gay,**  
2 **bisexual, and other men who have sex with men in the UK: findings from a large, online**  
3 **community cross-sectional survey (RiiSH-Mpox) undertaken November/December 2022**

4 **Authors:**

5 Ms Dana Ogaz<sup>1,3</sup> (dana.ogaz@ukhsa.gov.uk)

6 Ms Qudsia Enayat<sup>1</sup> (qudsia.enayat@uksha.gov.uk)

7 Mr Jack RG Brown<sup>3</sup> (jack.brown@ucl.ac.uk)

8 Ms Dawn Phillips<sup>1</sup> (dawn.phillips@uksa.gov.uk)

9 Ms Ruth Wilkie<sup>1</sup> (ruth.wilkie@ukhsa.gov.uk)

10 Ms Danielle Jayes<sup>1</sup> (danielle.jayes@ukhsa.gov.uk)

11 Mr David Reid<sup>2,3</sup> (david.reid@ucl.ac.uk)

12 Prof Gwenda Hughes<sup>3,4,5</sup> (gwenda.hughes@lshtm.ac.uk)

13 Prof Catherine H Mercer<sup>2,3</sup> (c.mercer@ucl.ac.uk)

14 Dr John Saunders<sup>1,2,3</sup> (john.saunders@ukhsa.gov.uk)

15 Dr Hamish Mohammed<sup>1,2,3</sup> (hamish.mohammed@ukhsa.gov.uk)

16

17 On behalf of the UKHSA Sexual Health Liaison Group:

18 Dr Katy Sinka<sup>1</sup> (katy.sinka@ukhsa.gov.uk)

19 Dr Helen Fifer<sup>1</sup> (helen.fifer@ukhsa.gov.uk)

20 Ms Hannah Charles<sup>1</sup> (hannah.charles@ukhsa.gov.uk)

21 Ms Helen Corkin<sup>1</sup> (helen.corkin@ukhsa.gov.uk)

22 Ms Norah O'Brien<sup>1</sup> (norah.obrien@ukhsa.gov.uk)

23 Dr Kate Folkard<sup>1</sup> (kate.folkard@ukhsa.gov.uk)

24

25 **Affiliations:**

26 <sup>1</sup> Blood Safety, Hepatitis, STI & HIV Division, UK Health Security Agency, London, United

27 Kingdom <sup>2</sup> Institute for Global Health, University College London, London, United

28 Kingdom <sup>3</sup> The National Institute for Health and Care Research Health Protection Research

29 Unit in Blood Borne and Sexually Transmitted Infections at University College London in

30 partnership with the UK Health Security Agency, London, United Kingdom <sup>4</sup> Evaluation and

31 Translation Science Group, UK Health Security Agency, London, United Kingdom <sup>5</sup> UK

32 Public Health Rapid Support Team, London School of Hygiene & Tropical Medicine,

33 London, United Kingdom

NOTE: This preprint reports new research that has not been certified by peer review and should not be used to guide clinical practice.

34 **Key words:**

35 Mpox, GBMSM, vaccination, risk modification, behaviour, behaviour modification, vaccine  
36 uptake

37 **Corresponding author:**

38 Ms Dana Ogaz ([dana.ogaz@ukhsa.gov.uk](mailto:dana.ogaz@ukhsa.gov.uk))

39 UK Health Security Agency

40 61 Colindale Avenue

41 London, UK, NW9 5EQ

42 **Contributions:**

43 QE, DP, RW, DJ, DR, GH, CHM, JS, HM, KS, HF, HCh, HCo, NOB, and KF reviewed and  
44 updated the survey instrument. Survey implementation, data collection and data management  
45 were carried out by QE, RW, and DR. DO, HM, and QE conceived analysis design with  
46 review and contributions from DP, RW, DJ, DR, GH, CHM, JS, KS, KF. DO conducted  
47 analyses and, with JRGB, wrote the first manuscript draft. All authors contributed to  
48 successive drafts and reviewed and approved the final manuscript.

49 **Ethics statement:**

50 Ethical approval of this study was provided by the UKHSA Research and Ethics Governance  
51 Group (REGG; ref: R&D 524). Online informed consent was received from all participants  
52 and all methods were performed in accordance with guidelines and regulations set by the  
53 UKHSA REGG.

54 **Competing interests:**

55 Authors have no competing interests to declare.

56 **Data availability statement:**

57 The data that support the findings of this study are available upon reasonable request from the  
58 UK Health Security Agency (UKHSA). Requests can be directed to Dr Hamish Mohammed  
59 ([hamish.mohammed@ukhsa.gov.uk](mailto:hamish.mohammed@ukhsa.gov.uk)).

60

61 **Funding:**

62 This study did not receive any funding and was conducted as part of the UKHSA public  
63 health response to mpox.

64 **Acknowledgements:**

65 The authors wish to thank all the participants who took part in this study. We acknowledge  
66 members of the National Institute for Health and Care Research Health Protection Research  
67 Unit (NIHR HPRU) in Blood Borne and Sexually Transmitted Infections (BBSTI) Steering  
68 Committee: Professor Caroline Sabin (HPRU Director), Dr John Saunders (UK Health  
69 Security Agency Lead), Professor Catherine Mercer, Dr Hamish Mohammed (previously  
70 Professor Gwenda Hughes), Professor Greta Rait, Dr Ruth Simmons, Professor William  
71 Rosenberg, Dr Tamyo Mbisa, Professor Rosalind Raine, Dr Sema Mandal, Dr Rosamund  
72 Yu, Dr Samreen Ijaz, Dr Fabiana Lorencatto, Dr Rachel Hunter, Dr Kirsty Foster and Dr  
73 Mamooma Tahir. The authors would also like to thank Takudzwa Mukiwa (Terrence Higgins  
74 Trust) and Will Nutland (The Love Tank) for their review of the mpox module in the RiiSH-  
75 Mpox survey used for this research.

76 **Abstract (150/150):**

77 Mpox cases, first identified as part of the multi-country outbreak in May 2022, rapidly fell in  
78 the UK from September 2022. Public health responses included community-coordinated  
79 messaging and a targeted mpox vaccination in eligible gay, bisexual, and other men who have  
80 sex with men (GBMSM). Using data from an online, community survey of GBMSM  
81 (November/December 2022), we examined self-reported mpox diagnoses, behavioural risk  
82 modification, and mpox vaccination offer and uptake ( $\geq 1$  dose). Thirty-five participants  
83 (2.6%, 35/1,333) were ever mpox test positive; half (53%, 707/1,333) reported behaviour  
84 modification to avoid mpox. In GBMSM considered vaccine eligible, uptake was 69% (95%  
85 CI: 65%-72%, 601/875) or 92% (95% CI: 89%-94%, 601/655) in those eligible and offered.  
86 GBMSM self-identifying as bisexual, those with lower educational qualifications, and those  
87 unemployed were less likely to be vaccinated. Equitable mpox vaccine offer and provision is  
88 needed to minimise the risk of future outbreaks and mpox-related health inequalities.

89 **Word Count: 3480/3500**

90 **Introduction**

91 On 23 July 2022, the World Health Organization (WHO) declared the global mpox  
92 (formerly ‘monkeypox’) outbreak a Public Health Emergency of International Concern (1).  
93 To date, there have been over 85,000 confirmed mpox cases across 110 countries (2). Mpox  
94 virus can be transmitted through close, skin-to-skin contact with an infected individual (1).  
95 The 2022 outbreak was the first widespread international outbreak of mpox predominantly  
96 transmitted through sexually associated contact and disproportionately affecting gay, bisexual  
97 and other men who have sex with men (GBMSM) (1, 3-5).

98 Mpox was first detected in the UK in May 2022, but community transmission has  
99 been estimated to have started during the month prior (3, 5). Case numbers peaked in July  
100 2022 and reached over 3,500 cases across the UK through year end. The UK Health Security  
101 Agency (UKHSA) enacted measures to curb rising infection rates, including raising public  
102 health awareness, advising a self-isolation period of 21 days for people with a diagnosis,  
103 comprehensive contact tracing of recent close sexual contacts, and a recommendation of a  
104 targeted vaccination campaign utilising Modified Vaccinia Ankara vaccine (6). UKHSA  
105 worked closely with community-based organisations to inform public health messaging to  
106 raise awareness and reduce the risk of mpox (7-9). An expert consensus panel, which  
107 included UKHSA, along with national and community sexual health organisations, estimated  
108 that 111,000 people would be eligible for mpox vaccination in the UK, including 103,000  
109 GBMSM and 8,000 healthcare and outreach workers (10). The vaccination campaign, which  
110 began in June 2022 had vaccinated 70,837 people with a first dose, and 31,827 with a second  
111 through May 2023 (11). Case numbers in the UK rapidly subsided by the end of September  
112 2022, with few reported cases in 2023 (12).

113 Vaccine delivery was initially targeted to London sexual health services (SHS), as  
114 residents of the capital comprised at least 69% of cases through September 2022 (10).  
115 National guidance recommended GBMSM at highest risk of mpox could be identified among  
116 those attending SHS, using similar markers of risk utilised in identifying those eligible for  
117 HIV pre-exposure prophylaxis (PrEP), irrespective of HIV status (6, 13). Vaccine eligibility  
118 criteria included a recent history of multiple recent sexual partners, group sex, attending sex-  
119 on-premises venues or diagnosis of a bacterial sexually transmitted infection (STI). First  
120 doses were initially offered to eligible patients as a subcutaneous injection (6, 14), with

121 fractional dosing via intradermal administration also piloted and rolled out to maximise the  
122 coverage of the available vaccine supply (15). Observational, real-world studies have since  
123 reported 78%-86% vaccine effectiveness in preventing symptomatic mpox infection (16, 17).

124 In response to the UK mpox outbreak, the “Reducing inequalities in Sexual Health  
125 (RiiSH)-Mpox” survey was rapidly deployed from 24 November-19 December 2022 to  
126 assess the impact of the mpox outbreak on the health and well-being, sexual behaviour, and  
127 service-use among a community sample of GBMSM in the UK. We used these survey data to  
128 examine self-reported mpox diagnosis history, behavioural risk modification, and uptake of  
129 mpox vaccination among GBMSM in the UK.

## 130 **Methods**

### 131 *Data collection and study design*

132 The RiiSH-Mpox survey was adapted from an established methodology used to  
133 deliver a series of repeat, cross-sectional RiiSH surveys carried out initially in 2017 and  
134 during periods before and after COVID-19 related social restrictions in the UK (18, 19). The  
135 RiiSH-Mpox survey included all previous questions on service use and sexual risk behaviour  
136 but incorporated a novel module, developed with input from community stakeholders,  
137 relating to mpox diagnosis, vaccination uptake and behavioural risk modification in response  
138 to the mpox outbreak.

### 139 *Setting and sampling*

140 As in previous rounds of the RiiSH surveys, participants were recruited through  
141 adverts on social networking sites (Facebook, Instagram and Twitter) and Grindr, a geospatial  
142 networking (dating) application. Those included in analyses were aged  $\geq 16$  years, UK  
143 residents, self-identifying as men (cisgender/transgender), transgender women, or gender-  
144 diverse individuals assigned male at birth (AMAB), who reported having had sex with a man  
145 (cisgender/transgender) or gender-diverse individual AMAB in the last year. Online consent  
146 was obtained from all participants and no incentive was offered to participate.

### 147 *Data analysis*

### 148 *Mpox testing and diagnosis history*

149 We calculated the percentage and 95% confidence interval (CI) (Clopper-Pearson) of  
150 those ever reporting a mpox diagnosis history (i.e., positive mpox test) through survey

151 completion. As a sensitivity analysis, we calculated the percentage reporting a diagnosis  
152 history or self-perceived mpox in absence of a positive mpox test or self-reported testing  
153 history.

154 Using Pearson's chi-squared test, we assessed differences in sociodemographic,  
155 clinical, and behavioural characteristics (described below). Given the low number of  
156 participants with a diagnosis history, regression analyses were not conducted.

### 157 ***Mpox vaccination uptake***

158 Mpox vaccination uptake was defined as the receipt of  $\geq 1$  mpox vaccine doses.  
159 Report of vaccine offer ("Have you been offered a vaccine for monkeypox?") was assessed in  
160 those not reporting uptake. We present the percentage and 95% CI of uptake among those  
161 offered a mpox vaccine and in all participants.

### 162 ***Mpox vaccination uptake in those mpox vaccination eligible***

163 We examined uptake among those assumed to be eligible for mpox vaccination based  
164 on equivalent or proxy criteria outlined in national vaccination guidance (13). Using survey  
165 responses, vaccine eligibility was defined as the report of any of the following since August  
166 2022:  $\geq 10$  physical male sex partners meeting any physical male sex partner(s) in a sex on  
167 premises venue, sex party, or cruising grounds (hereafter, public sex environment [PSE]); a  
168 positive STI test; or in the last year, report of: PrEP use (as a proxy for those at higher risk of  
169 mpox acquisition); or use of recreational drugs associated with chemsex (crystal  
170 methamphetamine, mephedrone or gamma-hydroxybutyrate/gamma-butyrolactone). As a  
171 sensitivity analysis, we used a lower threshold of  $\geq 5$  physical male sex partners since August  
172 2022, instead of  $\geq 10$ , to define eligibility.

### 173 ***Factors associated with mpox vaccination***

174 We assessed factors associated with mpox vaccination using Pearson's chi-squared  
175 test and binary logistic regression. Sociodemographic variables with a significant association  
176 with vaccination in bivariate analysis were included in multivariable regression models  
177 sequentially assessing associations of key clinical and behavioural characteristics with mpox  
178 vaccination. Age-group and ethnicity were selected *a priori* for inclusion in multivariable  
179 modelling. A sensitivity analysis, examining sociodemographic factors associated with mpox  
180 vaccination in those considered mpox eligible, was also carried out.

181 Sociodemographic characteristics used in descriptive and regression analyses  
182 included: age-group, ethnicity, gender, sexual orientation, country of birth, UK nation of  
183 residence (England, Scotland, Wales, or Northern Ireland), education-level, employment,  
184 household composition (living alone or not), relationship status (single or in a relationship),  
185 and report of a comfortable financial situation (top two quartiles [“I am comfortable”/ “I am  
186 very comfortable”]) from the question, “How would you best describe your current financial  
187 situation”). Clinical characteristics included: HIV status, uptake of  $\geq 1$  Hepatitis A vaccine  
188 dose(s), uptake of  $\geq 1$  Hepatitis B vaccine(s), and uptake of  $\geq 1$  human papillomavirus [HPV]  
189 vaccine doses (or the report of any in multivariable analyses). Behavioural risk modification  
190 as a result of the mpox outbreak was defined as the report of any of the following since May  
191 2022: fewer sexual partners, reduced visits to sex on premises venues or PSE, and avoiding  
192 the following: any sex, condomless anal sex, skin-to-skin contact, visiting clubs or crowds.  
193 Sexual risk behaviour indicators, comprising mpox vaccination eligibility proxies, included:  
194 number and meeting place of male physical sex partners since August 2022, a positive STI  
195 test since August 2022, and in the last year, the report of PrEP use, or recreational drug use  
196 associated with chemsex. Lookback periods varied across sexual risk indicators to match  
197 those used in prior waves of the RiiSH survey or to focus on behaviours since the start of the  
198 mpox outbreak in May.

199 Due to small participant numbers in subgroups, we dichotomised ethnic (White, all  
200 other ethnic groups), gender (cisgender male, all other gender identity groups), and sexual  
201 orientation groups (gay/homosexual, bisexual [which includes those identifying as bisexual,  
202 straight, or “another way”]) for analyses.

203 Survey data were collected via the Snap Surveys platform and all data management  
204 and analyses were undertaken using Stata v15.0 (StataCorp, College Station, TX, USA). All  
205 p-values less than 5% were considered statistically significant.

## 206 **Results**

207 Of the 1,435 GBMSM that engaged with the RiiSH-Mpox survey in December 2022,  
208 1,333 (93%) met gender identity and sexual history selection criteria to participate (Appendix  
209 D). Missing data were limited (<3% item non-response) as most survey questions were  
210 compulsory. Participants had a median age of 45 years (interquartile range [IQR]: 35-55,  
211 range: 16-78) (Table 1,4). Most self-identified as cisgender male (99%), gay/homosexual  
212 (89%), were of White ethnicity (92%), lived in England (86%), and were employed (81%).



213 Nearly half reported a comfortable financial situation (48%), two-thirds had degree-level  
214 qualifications (63%), and 15% of participants were living with HIV. Most participants were  
215 recruited from Facebook (58%), followed by Grindr (24%) and Twitter (15%). Of all  
216 participants, 53% (707/1,333) reported behavioural modification to avoid getting mpox,  
217 where the reduction in number of physical male sex partners (72% 510/707) was the most  
218 reported measure (Table 2).

### 219 *Mpox diagnosis history*

220 Among all participants, 2.6% (95% CI: 1.8%-3.6%; 35/1,333) reported a mpox  
221 diagnosis history. In our sensitivity analysis, an additional 17 participants without mpox test  
222 positivity (n=3) or test history (n=14) reported self-perceived mpox, bringing a total of 52  
223 participants with either mpox test positivity or self-perceived mpox (3.9% [95% CI: 2.9%-  
224 5.1%]) (Appendix II, Appendix IV).

225 Those with a mpox diagnosis history (n=35), compared to those without (n=1,298),  
226 were more likely to be older (91% vs 76% aged  $\geq 35$ ,  $p=0.031$ ), born outside of the UK (37%  
227 vs 16%,  $p=0.001$ ), report a comfortable financial situation (66% vs 48%,  $p=0.034$ ), and living  
228 with HIV (37% vs 15%,  $p<0.001$ ). Higher levels of sexual health clinic engagement in the  
229 last year, recent STI test positivity, and sexual risk behaviours such as meeting partners at sex  
230 on premises venue, sex party, or PSE, were also reported in those with a mpox diagnosis  
231 history (Table 1). Both groups reported similar proportions of behaviour modification since  
232 May 2022 as a result of the mpox outbreak (49% vs 53%,  $p=0.592$ ). These findings were  
233 similar to those found on the sensitivity analysis (Appendix IV).

### 234 *Mpox vaccination uptake*

235 Over half of participants were offered a mpox vaccination by a SHS (58%,  
236 771/1,333); vaccination uptake was 52% (95% CI: 49%-55%; 692/1,333) among all  
237 participants, or 90% (95% CI: 87%-92%; 692/771) among those offered a vaccine (Table 3,  
238 Appendix III). Less than half of those reporting vaccination had received a second dose  
239 (41%, 288/692).

240 Of GBMSM considered vaccine eligible (66%, 875/1,333), three-quarters (75%,  
241 655/875) were offered a vaccine (Table 3, Appendix III). Vaccination uptake was 69% (95%  
242 CI: 65%-72%; 601/875) among all eligible participants, or 92% (95% CI: 89%-94%;  
243 601/655) in those eligible and offered a vaccine. In those not vaccinated but offered a vaccine

244 (n=54), 48% (26/54) reported the decision not to get vaccinated (4.0% [26/655] of all eligible  
245 and offered), while a quarter of those eligible (25%, 220/875) were not offered a mpox  
246 vaccine. Second doses were reported by 41% (252/601) of eligible GBMSM vaccinated.

247 In sensitivity analyses using a lower threshold for multiple partners ( $\geq 5$ ) to assume  
248 vaccine eligibility, there was a similar level of uptake (Appendix VI).

### 249 ***Factors associated with vaccination***

250 Bivariate and multivariable associations with mpox vaccination uptake are presented  
251 in Table 4. We found evidence of bivariate association with mpox vaccination by age-group,  
252 sexual orientation, educational qualifications, employment, and current financial situation. In  
253 adjusted models, bisexual men (32% vs 54% in gay/homosexual men; aOR: 0.43, 95% CI:  
254 0.29-0.62), those with education qualifications below degree-level (40% vs 59% in degree-  
255 level or higher; aOR: 0.50, 95% CI: 0.39-0.63), and those not employed (37% vs 55% in  
256 those employed; aOR: 0.59, 95% CI: 0.43-0.80) were less likely to report mpox vaccination.  
257 Participants reporting a single relationship status were more likely to be vaccinated (54% vs  
258 50% of those in a relationship; aOR: 1.27, 95% CI: 1.01-1.60). We found no evidence of  
259 independent association to age, though lowest levels of vaccination were seen in those aged  
260 16-24 years (30% vs 58% in those aged 45-54 years; aOR: 0.47, 95% CI: 0.25-0.87); those  
261 aged 16-24 years comprised only 5% of those mpox vaccinated. Reporting a positive STI test  
262 since August 2022 (aOR: 4.09, 95% CI: 2.69-6.22), having a HAV, HBV, or HPV  
263 vaccination history (aOR: 5.27, 95% CI: 3.72-7.47), reporting higher numbers of physical sex  
264 partners since August 2022 (aOR: 7.73, 95% CI: 5.06-11.8,  $\geq 10$  partners vs 1 partner), and  
265 reporting PrEP use since December 2021 (aOR: 7.09, 95% CI: 5.49-9.15) were the greatest  
266 individual predictors of mpox vaccination following sociodemographic adjustment. Among  
267 mpox vaccinated GBMSM, 87% (601/692) met proxy mpox vaccination eligibility. Those  
268 who met mpox vaccination eligibility were 8-times more likely to have been vaccinated  
269 relative to those who did not (aOR: 8.38, 95% CI: 6.35-11.1).

270 In sensitivity analyses examining sociodemographic factors associated with mpox  
271 vaccination among those vaccine eligible, we found consistent findings to analyses among all  
272 participants, where mpox vaccine uptake was less likely in bisexual men (aOR: 0.49, 95% CI:  
273 0.30-0.79 vs gay/homosexual men), those with lower educational qualifications (aOR: 0.46;  
274 95% CI: 0.34-0.63), and those who were employed (aOR: 0.63; 95% CI: 0.42-0.95)  
275 (Appendix V).

## 276 Discussion

277 In this large, online community survey of GBMSM in the UK undertaken shortly after  
278 the 2022 mpox outbreak, one in two of all participants reported adopting a risk modification  
279 measure and seven in 10 eligible participants had been mpox vaccinated, with very high  
280 uptake in those that were offered a vaccine. Most participants who were vaccinated met  
281 proxy eligibility criteria, and among all participants, vaccine uptake was associated with  
282 higher levels of sexual risk, suggesting fidelity to targeted vaccination set out by national  
283 guidelines during rapid vaccine roll-out across the UK in June 2022. Demographic and  
284 behavioural characteristics of those mpox test positive broadly reflected those described in  
285 enhanced surveillance of confirmed cases undertaken by UKHSA (10). Over a third of those  
286 who tested positive for mpox were living with HIV, consistent with mpox case reporting (20,  
287 21).

288 To our knowledge, this is the first study examining mpox vaccination and self-  
289 reported behavioural modification among a community sample of GBMSM in the UK. We  
290 found mpox vaccine uptake was similar to levels reported among all and eligible (51%, 66%,  
291 respectively) transgender people and GBMSM sexual health clinic attendees shortly  
292 following vaccination implementation in British Columbia (22). Changes to sexual behaviour  
293 have been reported among GBMSM in the UK during periods of COVID-19 restrictions,  
294 however, there has been limited evidence exploring behavioural modification in response to  
295 the 2022 mpox outbreak. While sexual mixing outside of households generally persisted  
296 through COVID-19 pandemic waves (19, 23), studies noted swift rebounds in sexual risk  
297 behaviour following easing of social restrictions (18). Our findings support other evidence of  
298 behavioural modification among GBMSM during the mpox outbreak, as UK surveillance  
299 data show a concurrent, but temporary decline in lymphogranuloma venereum (LGV) and  
300 *Shigella* species, infections that primarily circulate in the dense, interconnected sexual  
301 networks associated with mpox transmission (10, 24).

302 In our study, lower vaccine uptake was reported in those with lower educational  
303 qualifications and those without employment; these differences were also found in sensitivity  
304 analyses restricted to those considered vaccine eligible. These findings mirror COVID-19  
305 vaccine uptake inequalities found in the previous RiiSH survey where, during the time of that  
306 survey (December 2021), UK COVID-19 vaccination was widely accessible (25). We found  
307 bisexual and straight-identifying participants also had a lower likelihood of reporting mpox

308 vaccination, consistent with findings in a smaller cross-sectional study exploring mpox  
309 vaccination uptake (22). The impact and epidemiology of mpox and associated morbidity in  
310 bisexual and heterosexual-identifying men who have sex with men (MSM) is unknown; a  
311 previous systematic review (26) reports lower sexual health service engagement despite high  
312 sexual risk in heterosexual-identifying MSM, suggesting a need for tailored vaccination  
313 promotion efforts for these groups in cases of mpox resurgence or endemicity, or with other  
314 sexually transmissible pathogens.

315 National guidance for targeting mpox vaccination recommended using markers of  
316 historical sexual risk shown to be associated with sexually transmitted infection (STI) and  
317 HIV incidence (27, 28). Most mpox vaccinated GBMSM met proxy eligibility criteria,  
318 however a third of those considered vaccine eligible did not report mpox vaccination, most of  
319 whom did not receive a vaccine offer. Findings could reflect SHS access barriers as only a  
320 third of those vaccine eligible and not offered a vaccine had visited a SHS since August 2022;  
321 in contrast, this may add to indications that some GBMSM do not regularly engage with SHS  
322 (29, 30). Vaccine provision and service-level constraints as a result of increased infection  
323 control measures needed for mpox management, as well as service reconfigurations, that  
324 included online triage, could have limited face-to-face offer and subsequent uptake (31, 32).  
325 To ensure anonymity of the respondents, the survey did not collect any data to indicate the  
326 region of residence of participants, where offer and uptake of vaccination may have been  
327 lower in regions of England that did not experience very large outbreaks or where local  
328 services did not provide vaccination. Individual-level barriers to vaccination, such as low  
329 perceived risk, may also have limited vaccine uptake among those eligible, especially once  
330 mpox incidence fell sharply across the UK after cases peaked in July.

331 Less than half of mpox-vaccinated participants reported already having received a  
332 second dose, despite only recent availability (September 2022) relative to survey completion,  
333 and is similar to the proportion reported nationally through May 2023 (11). Further work  
334 exploring low vaccine course completion is needed, especially as little data exist on the  
335 length of protection conferred following a single mpox vaccine dose and complete  
336 vaccination (33). Though rapid, first-dose vaccination provision has been recommended in  
337 the context of outbreak control following efficacy studies (16), since September 2022,  
338 UKHSA and the Joint Committee on Vaccination and Immunisation (JCVI) have  
339 recommended two dose offers in eligible groups (34), with the targeted mpox vaccination  
340 programme set to end in July 2023 (14).

341 ***Limitations***

342 The RiiSH-Mpox survey is part of a series of repeat, cross-sectional surveys using  
343 consistent methodology, providing key behavioural insights that supplement routine national  
344 surveillance data for STIs and HIV. This study represents one of the few, timely  
345 examinations of mpox in a community sample of GBMSM, contextualising interpretation of  
346 the trends in the mpox outbreak in the UK. However, our study is subject to key limitations  
347 due to its cross-sectional design. We cannot determine the time of vaccination in relation to  
348 most reported sexual risk behaviours comprising eligibility. Moreover, given the report of  
349 behavioural risk modification resulting from the mpox outbreak, vaccine eligibility could be  
350 underestimated, though behaviour could have changed following vaccine uptake. While  
351 observational studies of GBMSM in the UK and other high-income countries have reported a  
352 high willingness to be vaccinated against mpox (35-37), uptake estimates may be subject to  
353 sampling and social desirability bias. RiiSH-Mpox participants may represent a more health-  
354 literate sample, given higher educational attainment and employment relative to national  
355 probability survey estimates in GBMSM (38). Prior RiiSH cross-sectional samples have  
356 reported near universal uptake of complete COVID-19 vaccination (25). Though RiiSH-  
357 Mpox participants may not be representative of the wider GBMSM population in the UK, our  
358 study sample likely represents key groups targeted for mpox vaccination, in addition to  
359 vaccination for other sexually transmissible pathogens. Finally, small subgroup sizes across  
360 ethnicity and gender identity indicators limit assessment of inequalities in vaccine uptake.

361 ***Conclusion***

362 While high mpox vaccine uptake in eligible GBMSM and adoption of risk  
363 modification measures likely led to the reduction of mpox incidence in July 2022, the degree  
364 of contribution of each in the UK is unknown. Prior to, and during the reactive vaccine  
365 programme, timely vaccine resource information distributed and amplified by community-  
366 based organisations for GBMSM and other groups at risk likely contributed to the sharp drop  
367 in mpox incidence by the end of 2022 (8, 39).

368 In the UK, the use of key behavioural proxies guided mpox vaccination eligibility for  
369 GBMSM and facilitated vaccination implementation for those at risk of mpox. Any future  
370 targeted vaccination roll-out will need to consider rapid, yet equitable provision strategies,  
371 and must engage with the underserved via local outreach and community groups to maximise  
372 reach and vaccine uptake, and to minimise mpox-related stigma (40). Uptake barriers in

373 sexual minorities, and those with lower social and financial capital, groups already described  
374 to have unmet sexual health need (18), must be understood to minimise exacerbation of  
375 vaccine uptake inequalities. Moreover, effective vaccination offer and provision strategies for  
376 those utilising online sexual health services warrant exploration as sexual health  
377 reconfigurations, often led by online service expansion, continue. Optimising SHS and  
378 outreach-led mpox vaccine offer, as part of a package of preventative interventions for those  
379 who may have unmet need, should be considered to maximise the benefit of each sexual  
380 health contact.

381           To reduce the likelihood of any future mpox outbreaks given threats of resurgence,  
382 provision of first mpox vaccination doses and completion of the course of vaccination in  
383 those who have received their first dose must be urgently prioritised.

384



## 385 **References**

- 386 1. Ghebreyesus TA, World Health O. Why the monkeypox outbreak constitutes a public health  
387 emergency of international concern. *BMJ*. 2022 Aug 9;378:o1978.
- 388 2. Centers for Disease Control and Prevention. 2022 Global Map & Case Count. 2023 [cited  
389 2023 24 March]; Available from: [https://www.cdc.gov/poxvirus/mpox/response/2022/world-](https://www.cdc.gov/poxvirus/mpox/response/2022/world-map.html)  
390 [map.html](https://www.cdc.gov/poxvirus/mpox/response/2022/world-map.html)
- 391 3. The UK Health Security Agency (UKHSA). UK strategy for mpox control, 2022 to 2023.  
392 2022 [cited 2023 24 March]; Available from: [https://www.gov.uk/government/publications/mpox-](https://www.gov.uk/government/publications/mpox-monkeypox-control-uk-strategy-2022-to-2023/uk-strategy-for-mpox-control-2022-to-2023)  
393 [monkeypox-control-uk-strategy-2022-to-2023/uk-strategy-for-mpox-control-2022-to-2023](https://www.gov.uk/government/publications/mpox-monkeypox-control-uk-strategy-2022-to-2023/uk-strategy-for-mpox-control-2022-to-2023)
- 394 4. Inigo Martinez J, Gil Montalban E, Jimenez Bueno S, Martin Martinez F, Nieto Julia A,  
395 Sanchez Diaz J, et al. Monkeypox outbreak predominantly affecting men who have sex with men,  
396 Madrid, Spain, 26 April to 16 June 2022. *Euro Surveill*. 2022 Jul;27(27).
- 397 5. Vivancos R, Anderson C, Blomquist P, Balasegaram S, Bell A, Bishop L, et al. Community  
398 transmission of monkeypox in the United Kingdom, April to May 2022. *Euro Surveill*. 2022  
399 Jun;27(22):2200422.
- 400 6. The UK Health Security Agency (UKHSA). Mpox (monkeypox) outbreak vaccination  
401 strategy. 2022 [cited 2023 24 March]; Available from: [https://www.gov.uk/guidance/mpox-](https://www.gov.uk/guidance/mpox-outbreak-vaccination-strategy)  
402 [outbreak-vaccination-strategy](https://www.gov.uk/guidance/mpox-outbreak-vaccination-strategy)
- 403 7. The UK Health Security Agency (UKHSA). Mpox and sexual health: outreach and  
404 engagement fund. 2022 [cited 2023 24 April]; Available from:  
405 [https://www.gov.uk/government/publications/mpox-and-sexual-health-outreach-and-engagement-](https://www.gov.uk/government/publications/mpox-and-sexual-health-outreach-and-engagement-fund)  
406 [fund](https://www.gov.uk/government/publications/mpox-and-sexual-health-outreach-and-engagement-fund)
- 407 8. Terrence Higgins Trust. Mpox (monkeypox) in the UK. 2023 [cited 2023 24 April];  
408 Available from: <https://www.tht.org.uk/hiv-and-sexual-health/sexual-health/mpox-monkeypox-uk>
- 409 9. The Love Tank. 2023 [cited 2023 24 April]; Available from: <http://thelovetank.info/>
- 410 10. The UK Health Security Agency (UKHSA). Investigation into monkeypox outbreak in  
411 England: technical briefing 8. 2022 [cited 2023 24 March]; Available from:  
412 [https://www.gov.uk/government/publications/mpox-outbreak-technical-briefings/investigation-](https://www.gov.uk/government/publications/mpox-outbreak-technical-briefings/investigation-into-monkeypox-outbreak-in-england-technical-briefing-8)  
413 [into-monkeypox-outbreak-in-england-technical-briefing-8](https://www.gov.uk/government/publications/mpox-outbreak-technical-briefings/investigation-into-monkeypox-outbreak-in-england-technical-briefing-8)
- 414 11. NHS England. Vaccinations for mpox: MVA vaccinations 4 May 2023. 2023 [cited 2023 10  
415 May]; Available from: [https://www.england.nhs.uk/statistics/statistical-work-areas/vaccinations-for-](https://www.england.nhs.uk/statistics/statistical-work-areas/vaccinations-for-mpox/)  
416 [mpox/](https://www.england.nhs.uk/statistics/statistical-work-areas/vaccinations-for-mpox/)
- 417 12. The UK Health Security Agency (UKHSA). Mpox (monkeypox) outbreak: epidemiological  
418 overview, 4 May 2023. 2023 [cited 2023 10 May]; Available from:  
419 <https://www.gov.uk/government/publications/mpox-outbreak-epidemiological-overview>

- 420 13. The UK Health Security Agency (UKHSA). Smallpox and monkeypox:the green book,  
421 chapter 29. 2022 [cited 2023 15 February]; Available from:  
422 [https://assets.publishing.service.gov.uk/government/uploads/system/uploads/attachment\\_data/file/110](https://assets.publishing.service.gov.uk/government/uploads/system/uploads/attachment_data/file/1106454/Green-Book-chapter-29_Smallpox-and-monkeypox_26September2022.pdf)  
423 [6454/Green-Book-chapter-29\\_Smallpox-and-monkeypox\\_26September2022.pdf](https://assets.publishing.service.gov.uk/government/uploads/system/uploads/attachment_data/file/1106454/Green-Book-chapter-29_Smallpox-and-monkeypox_26September2022.pdf)
- 424 14. The UK Health Security Agency (UKHSA). People still eligible for mpox vaccine urged to  
425 come forward. 2023 [cited 2023 24 March]; Available from:  
426 <https://www.gov.uk/government/news/people-still-eligible-for-mpox-vaccine-urged-to-come-forward>
- 427 15. The UK Health Security Agency (UKHSA). Monkeypox vaccines to be piloted in smaller but  
428 equally effective doses. 2022 [cited; Available from:  
429 [https://www.gov.uk/government/news/monkeypox-vaccines-to-be-piloted-in-smaller-but-equally-](https://www.gov.uk/government/news/monkeypox-vaccines-to-be-piloted-in-smaller-but-equally-effective-doses)  
430 [effective-doses](https://www.gov.uk/government/news/monkeypox-vaccines-to-be-piloted-in-smaller-but-equally-effective-doses)
- 431 16. Bertran M, Andrews N, Davison C, Dugbazah B, Boateng J, Lunt R, et al. Effectiveness of  
432 one dose of MVA-BN smallpox vaccine against mpox in England using the case-coverage method: an  
433 observational study. *Lancet Infect Dis*. 2023 Mar 13.
- 434 17. Wolff Sagy Y, Zucker R, Hammerman A, Markovits H, Arieh NG, Abu Ahmad W, et al.  
435 Real-world effectiveness of a single dose of mpox vaccine in males. *Nat Med*. 2023 Mar;29(3):748-  
436 52.
- 437 18. Brown JR, Reid D, Howarth AR, Mohammed H, Saunders J, Pulford CV, et al. Changes in  
438 STI and HIV testing and testing need among men who have sex with men during the UK's COVID-19  
439 pandemic response. *Sex Transm Infect*. 2022 Jul 21.
- 440 19. Howarth AR, Saunders J, Reid D, Kelly I, Wayal S, Weatherburn P, et al. 'Stay at home ...':  
441 exploring the impact of the COVID-19 public health response on sexual behaviour and health service  
442 use among men who have sex with men: findings from a large online survey in the UK. *Sex Transm*  
443 *Infect*. 2022 Aug;98(5):346-52.
- 444 20. Curran KG, Eberly K, Russell OO, Snyder RE, Phillips EK, Tang EC, et al. HIV and Sexually  
445 Transmitted Infections Among Persons with Monkeypox - Eight US Jurisdictions, May 17-July 22,  
446 2022. *Mmwr-Morbidity and Mortality Weekly Report*. 2022 Sep 9;71(36):1141-7.
- 447 21. Tarin-Vicente EJ, Alemany A, Agud-Dios M, Ubals M, Suner C, Anton A, et al. Clinical  
448 presentation and virological assessment of confirmed human monkeypox virus cases in Spain: a  
449 prospective observational cohort study. *Lancet*. 2022 Aug 27;400(10353):661-9.
- 450 22. Gilbert M, Ablona A, Chang HJ, Grennan T, Irvine MA, Sarai Racey C, et al. Uptake of  
451 Mpox vaccination among transgender people and gay, bisexual and other men who have sex with men  
452 among sexually-transmitted infection clinic clients in Vancouver, British Columbia. *Vaccine*. 2023  
453 Apr 6;41(15):2485-94.
- 454 23. Nadarzynski T, Nutland W, Samba P, Bayley J, Witzel TC. The Impact of First UK-Wide  
455 Lockdown (March-June 2020) on Sexual Behaviors in Men and Gender Diverse People Who Have



- 456 Sex with Men During the COVID-19 Pandemic: A Cross-Sectional Survey. *Arch Sex Behav.* 2023  
457 Feb;52(2):617-27.
- 458 24. Thorley K, Charles H, Greig DR, Prochazka M, Mason LCE, Baker KS, et al. Emergence of  
459 extensively drug-resistant and multidrug-resistant *Shigella flexneri* serotype 2a associated with sexual  
460 transmission among gay, bisexual, and other men who have sex with men, in England: a descriptive  
461 epidemiological study. *Lancet Infect Dis.* 2023 Jan 30.
- 462 25. Ogaz D, Allen H, Reid D, Brown JRG, Howarth AR, Pulford CV, et al. COVID-19 infection  
463 and vaccination uptake in men and gender-diverse people who have sex with men in the UK: analyses  
464 of a large, online community cross-sectional survey (RiiSH-COVID) undertaken November-  
465 December 2021. *BMC Public Health.* 2023 May 5;23(1):829.
- 466 26. Curtis T, Bennett K, McDonagh L, Field N, Mercer C. P532 The sexual behaviour and health  
467 of heterosexual-identifying men who have sex with men: a systematic review. *Sexually Transmitted  
468 Infections.* 2019;95(Suppl 1):A242-A.
- 469 27. Desai S, Burns F, Schembri G, Williams D, Sullivan A, McOwan A, et al. Sexual behaviours  
470 and sexually transmitted infection outcomes in a cohort of HIV-negative men who have sex with men  
471 attending sexual health clinics in England. *Int J STD AIDS.* 2018 Dec;29(14):1407-16.
- 472 28. Mitchell HD, Desai S, Mohammed H, Ong KJ, Furegato M, Hall V, et al. Preparing for PrEP:  
473 estimating the size of the population eligible for HIV pre-exposure prophylaxis among men who have  
474 sex with men in England. *Sex Transm Infect.* 2019 Nov;95(7):484-7.
- 475 29. O'Halloran C, Owen G, Croxford S, Sims LB, Gill ON, Nutland W, et al. Current experiences  
476 of accessing and using HIV pre-exposure prophylaxis (PrEP) in the United Kingdom: a cross-  
477 sectional online survey, May to July 2019. *Euro Surveill.* 2019 Nov;24(48):1900693.
- 478 30. Ogaz D, Logan L, Curtis TJ, McDonagh L, Guerra L, Bradshaw D, et al. PrEP use and unmet  
479 PrEP-need among men who have sex with men in London prior to the implementation of a national  
480 PrEP programme, a cross-sectional study from June to August 2019. *BMC Public Health.* 2022 Jun  
481 3;22(1):1105.
- 482 31. Wise J. Monkeypox: UK to run out of vaccine doses by next week. *BMJ.* 2022 Aug  
483 18;378:o2053.
- 484 32. Heskin J, Dickinson M, Brown N, Girometti N, Feeney M, Hardie J, et al. Rapid  
485 reconfiguration of sexual health services in response to UK autochthonous transmission of mpox  
486 (monkeypox). *Sex Transm Infect.* 2023 Mar;99(2):81-4.
- 487 33. Jamard S, Handala L, Faussat C, Vincent N, Stefic K, Gaudy-Graffin C, et al. Resurgence of  
488 symptomatic Mpox among vaccinated patients: First clues from a new-onset local cluster. *Infect Dis  
489 Now.* 2023 Apr 28;53(4):104714.
- 490 34. Department of Health and Social Care. JCVI statement on vaccine dose prioritisation in  
491 response to the monkeypox outbreak. 2022 [cited 2023 01 April]; Available from:  
492 <https://www.gov.uk/government/publications/monkeypox-outbreak-jcvi-statement-on-vaccine-dose->

493 [prioritisation-september-2022/jcvi-statement-on-vaccine-dose-prioritisation-in-response-to-the-](#)  
494 [monkeypox-outbreak#updated-advice-september-2022](#)

495 35. Paparini S, Whitacre R, Smuk M, Thornhill J, Mwendera C, Strachan S, et al. Public  
496 understanding and awareness of and response to monkeypox virus outbreak: A cross-sectional survey  
497 of the most affected communities in the United Kingdom during the 2022 public health emergency.  
498 HIV Med. 2022 Nov 16.

499 36. Dukers-Muijers N, Evers Y, Widdershoven V, Davidovich U, Adam PCG, Op de Coul ELM,  
500 et al. Mpox vaccination willingness, determinants, and communication needs in gay, bisexual, and  
501 other men who have sex with men, in the context of limited vaccine availability in the Netherlands  
502 (Dutch Mpox-survey). Front Public Health. 2022;10:1058807.

503 37. MacGibbon J, Cornelisse V, Smith AKJ, Broady TR, Hammoud MA, Bavinton BR, et al.  
504 Mpox (monkeypox) knowledge, concern, willingness to change behaviour, and seek vaccination:  
505 Results of a national cross-sectional survey. medRxiv. 2023:2022.12.01.22282999.

506 38. Mercer CH, Prah P, Field N, Tanton C, Macdowall W, Clifton S, et al. The health and well-  
507 being of men who have sex with men (MSM) in Britain: Evidence from the third National Survey of  
508 Sexual Attitudes and Lifestyles (Natsal-3). BMC Public Health. 2016 Jul 7;16(1):525.

509 39. Queer Health. Everything we know about MPOX (Monkeypox) so far. 2023 [cited 2023 20  
510 April]; Available from: <https://www.queerhealth.info/projects/monkeypox>

511 40. Logie CH. What can we learn from HIV, COVID-19 and mpox stigma to guide stigma-  
512 informed pandemic preparedness? J Int AIDS Soc. 2022 Dec;25(12):e26042.

513

<b>Table 1. Sociodemographic and clinical characteristics of RiiSH-Mpox participants with and without a mpox diagnosis history, November/December 2022</b>							
	<b>All RiiSH-Mpox participants</b>		<b>Mpox diagnosis history*</b>		<b>No mpox diagnosis history</b>		
<b>Total</b>	<b>% [column]</b>	<b>N</b>	<b>[column %]</b>	<b>n</b>	<b>[column %]</b>	<b>n</b>	<b>p-value</b>
	100%	1,333	100%	35	100%	1,298	
<b>Recruitment site</b>							
Facebook	58%	769	80%	28	57%	741	
Grindr	24%	316	14%	5	24%	311	
Twitter	15%	198	6%	2	15%	196	
Instagram	1%	18	0%	0	1%	18	
Other	2%	32	0%	0	2%	32	0.099
<b>Sociodemographic characteristics</b>							
Median age (IQR, range)	45 (IQR: 35-55, range: 16-78)		42 (IQR: 38-47, range: 25-58)		45 (IQR: 35-55, range: 16-78)		
Mean age (standard deviation)	44.8 (12.5)		42.2 (6.9)		44.8 (12.7)		
<b>Age-group</b>							
16-24	5%	63	0%	0	5%	63	
25-34	19%	256	9%	3	19%	253	
35-44	26%	343	51%	18	25%	325	
45-54	25%	327	34%	12	24%	315	
≥55	26%	344	6%	2	26%	342	<0.001
<b>Age-group (binary)</b>							
<35	24%	319	9%	3	24%	316	
≥35	76%	1,014	91%	32	76%	982	0.031
<b>Gender identity and sex at birth</b>							
Cisgender male	99%	1,314	100%	35	99%	1,279	
All other gender identity groups	1%	19	0%	0	1%	19	0.471
<b>Sexual orientation</b>							
Gay/homosexual	89%	1,187	91%	32	89%	1,155	
Bisexual†	11%	146	9%	3	11%	143	0.648
<b>Ethnicity</b>							
White	92%	1,223	86%	30	92%	1,193	
All other ethnicities	8%	110	14%	5	8%	105	0.189
<b>Country of birth</b>							
UK	83%	1,113	63%	22	84%	1,091	
Outside-UK	17%	220	37%	13	16%	207	0.001
<b>Nation of residence</b>							
England	86%	1,148	97%	34	86%	1,114	
Scotland, Wales, or N Ireland	14%	185	3%	1	14%	184	0.056
<b>Educational qualifications</b>							

Below degree level	37%	495	20%	7	38%	488		
Degree level or higher	63%	838	80%	28	62%	810		0.033
<b>Employment</b>								
Not employed	19%	259	9%	3	20%	256		
Current employment	81%	1,074	91%	32	80%	1,042		0.100
<b>Household composition</b>								
Lives with others	62%	827	63%	22	62%	805		
Lives alone	38%	506	37%	13	38%	493		0.920
<b>Relationship status</b>								
Single	44%	591	51%	18	44%	573		
In a relationship	56%	742	49%	17	56%	725		0.392
<b>Comfortable financial situation</b>								
No	52%	693	34%	12	52%	681		
Yes (top two quartiles)§	48%	640	66%	23	48%	617		0.034
<b>Clinical and behavioural characteristics</b>								
<b>HIV status</b>								
Negative/unknown	85%	1,131	63%	22	85%	1,109		
Living with HIV	15%	202	37%	13	15%	189		<0.001
<b>HAV vaccination history (≥1 dose)</b>								
No	32%	430	23%	8	33%	422		
Yes	68%	903	77%	27	67%	876		0.228
<b>HBV vaccination history (≥1 dose)</b>								
No	28%	379	14%	5	29%	374		
Yes	72%	954	86%	30	71%	924		0.060
<b>HPV vaccination history (≥1 dose)</b>								
No	58%	771	26%	9	59%	762		
Yes	42%	562	74%	26	41%	536		<0.001
<b>SHS visit in last year</b>								
No	36%	478	6%	2	37%	476		
Yes	64%	855	94%	33	63%	822		<0.001
<b>STI tested in last year</b>								
No	30%	405	3%	1	31%	404		
Yes	70%	928	97%	34	69%	894		<0.001
<b>STI test positivity since August 2022</b>								
Never STI tested	9%	123	3%	1	9%	122		
Tested before August 2022	38%	513	20%	7	39%	506		
All negative/unknown recent test results since August 2022	41%	541	34%	12	41%	529		
≥1 recent positive test results since August 2022	12%	156	43%	15	11%	141		<0.001

<b>Recreational drug use associated with chemsex in last year†</b>								
No	92%	1,222	77%	27	92%	1,195		
Yes	8%	111	23%	8	8%	103		0.002
<b>Number of recent male physical sex partners since August 2022</b>								
None	8%	100	3%	1	8%	99		
1	14%	180	6%	2	14%	178		
2 to 4	29%	389	26%	9	29%	380		
5 to 9	21%	280	17%	6	21%	274		
≥10	29%	384	49%	17	28%	367		0.094
<b>Met recent male physical sex partners in sex on premises venue, sex party, or PSE since August 2022</b>								
No	67%	888	49%	17	67%	871		
Yes	33%	445	51%	18	33%	427		0.022
<b>PrEP use since December 2021 (HIV negative/unknown status, n=1,131)¶</b>								
No	47%	534	9%	2	48%	532		
Yes	53%	597	91%	20	52%	577		<0.001
<b>Behaviour modification since May 2022 to avoid getting mpox**</b>								
No	47%	626	51%	18	47%	608		
Yes	53%	707	49%	17	53%	690		0.592
<p>*Participants with self-reported mpox test positivity. Those without mpox test positivity (i.e. no diagnosis history) include those without a known positive test (n=67) and those without a test history (n=1231). †Includes those identifying as bisexual, straight, or another way. §Top two quartiles ("I am comfortable"/"I am very comfortable" from the question, "How would you best describe your current financial situation". ‡Includes crystal methamphetamine, mephedrone or gamma-hydroxybutyrate/gamma-butyrolactone. ¶Excludes people living with HIV (n=202). **Behaviour modification includes self-report of any of the following from May 2022: fewer sexual partners, reduced visits to sex on premises venues or PSE (i.e. cruising grounds), and avoiding: all sex, condomless anal sex, skin-to-skin contact, or visiting clubs or crowds. HAV=Hepatitis A virus. HBV=Hepatitis B virus. HPV=Human papilloma virus. SHS=Sexual health service. STI=Sexually transmitted infection. PSE=Public sex environment (i.e. cruising grounds). PrEP=HIV pre-exposure prophylaxis. Percentages may not total 100 due to rounding.</p>								

514

515

<b>Table 2. Behaviour modification measures and other precautions reported since May 2022 to avoid getting mpox by RiiSH-Mpox participants, November/December 2022</b>			
<b>Behaviour modification measure(s) reported since May 2022*</b>	<b>n†</b>	<b><i>In all participants (N=1,333)</i></b>	<b><i>In those reporting any modification measures (n=707)</i></b>
<b>Self-report of <math>\geq 1</math> behaviour modification measures since May 2022 to avoid getting mpox†</b>	<b>707</b>	<b>53%</b>	<b>100%</b>
<i>"I've chosen fewer sexual partners"</i>	510	38%	72%
<i>"I've reduced visits to or avoided sex-on-premises venues such as saunas and backrooms"</i>	351	26%	50%
<i>"I've avoided sex"</i>	206	15%	29%
<i>"I've reduced visits to or avoided cruising grounds"</i>	185	14%	26%
<i>"I've avoided nightclubs or other crowded spaces"</i>	138	10%	20%
<i>"I've avoided condomless sex"</i>	106	8%	15%
<i>"I've avoided skin-to-skin contact"</i>	69	5%	10%
<b>None of the above behaviour modification measures reported</b>	<b>626</b>	<b>47%</b>	<b>..</b>
<b>Other precautions reported since May 2022*§</b>	<b>n†</b>	<b><i>In all participants (N=1,333)</i></b>	
<i>"I've asked potential sex partners if they've had a monkeypox vaccination"</i>	187	14%	..
<i>"I've washed my hands more regularly"</i>	129	10%	..
<i>"I've asked potential partners if they've had mpox symptoms"</i>	124	9%	..
<i>"I've asked sexual partners for contact details for contact tracing"</i>	22	2%	..
			..
*Derived from the question: "Since the start of the UK monkeypox outbreak in May 2022, have you done any of the following in order to avoid getting monkeypox?" †Number of participants. Participants may have selected $\geq 1$ behavioural modification measures listed (responses are not mutually exclusive). §Shown for information, not included as behavioural modification measures (responses are not mutually exclusive).			

Table 3. Mpox vaccine offer and uptake among RiiSH-Mpox participants by mpox vaccine eligibility, November/December 2022						
	Mpox vaccine offer and vaccination*				Mpox vaccination uptake	
	<i>Total offered vaccine</i>	<i>a) Offered and vaccinated</i>	<i>b) Offered but not vaccinated</i>	<i>c) Not offered and not vaccinated</i>	<i>In those offered vaccine†</i>	<i>In all participants‡</i>
Eligibility group	<i>n (row %)</i>	<i>n (row %)</i>	<i>n (row %)</i>	<i>n (row %)</i>	<i>% (95% CI)</i>	<i>% (95% CI)</i>
Eligible* for mpox vaccination (n=875)	655 (75%)	601 (69%)	54 (6%) §	220 (25%)**	92% (89%-94%)	69% (65%-72%)
Not eligible for mpox vaccination (n=458)	116 (25%)	91 (20%)	25 (5%)	342 (75%)	78% (70%-86%)	20% (16%-24%)
All RiiSH-Mpox participants (N=1,333)	771 (75%)	692 (52%)	79 (6%) ¶	562 (42%)††	90% (88%-92%)	52% (49%-55%)
<p>*Self-reporting any of the following: meeting recent male physical sex partners at sex on premises venues, sex parties, or PSE (i.e. cruising grounds) (since August 2022) OR ≥10 recent male physical sex partners (since August 2022) OR recreational drug use associated with chemsex (in the last year) OR recent positive STI test (since August 2022) OR current PrEP use (since December 2021); †Percentage (%) reporting uptake of ≥1 mpox vaccine dose(s) among those offered an mpox vaccine [(a/(a+b)) x 100%]. ‡Percentage (%) reporting uptake of ≥1 mpox vaccine dose(s) among all group [(a/(a+b+c)) x 100%]. § Of participants mpox vaccine eligible and offered a vaccine, but not vaccinated (n=54): 28 (52%) were waiting to get vaccinated, 26 (48%) decided not to get vaccinated. ¶ Of all participants offered a mpox vaccine, but not vaccinated (n=79): 42 (53%) were waiting to get vaccinated, 37 (47%) decided not to get vaccinated. **Of those eligible and not offered, 38% (83/220) had visited an SHS since August 2022 and 57% (126/220) had visited an SHS in the last year. ††Of those not offered, 20% (111/562) had visited an SHS since August 2022 and 32% (182/562) had visited an SHS in the last year. 95% CI=95% confidence interval. SHS=Sexual health service. Percentages may not total 100 due to rounding.</p>						

Table 4. Characteristics of, and factors associated with self-reported mpox vaccination uptake among RiiSH-Mpox participants, November/December 2022														
	% RiiSH-Mpox participants	n	% Mpox vaccinated*	n	uOR	95% CI			p-value	aOR§§	95% CI			p-value
<b>Total</b>	[column %]	n	[row %]	n	uOR	95% CI			p-value	aOR§§	95% CI			p-value
	100%	1,333	52%	692										
<b>Sociodemographic characteristics</b>														
Median age (IQR, range)	45 (IQR: 35-55, range: 16-78)		45 (IQR: 36-54, range: 18-74)											
Mean age (standard deviation)	44.8 (12.5)		44.8 (11.7)											
<b>Age-group†</b>														
16-24	5%	63	30%	19	0.31	0.17	-	0.56		0.47	0.25	-	0.87	
25-34	19%	256	52%	133	0.78	0.56	-	1.08		0.79	0.56	-	1.11	
35-44	26%	343	55%	189	0.88	0.65	-	1.20		0.86	0.63	-	1.18	
45-54	25%	327	58%	190	1.00	(base)				1.00	(base)			
≥55	26%	344	47%	161	0.63	0.47	-	0.86	0.0002	0.79	0.57	-	1.09	0.1444
<b>Gender identity and sex at birth</b>														
Cisgender male	99%	1,314	52%	684	1.00	(base)				1.00	(base)			
All other gender identity groups	1%	19	42%	8	0.67	0.27	-	1.68	0.3885	1.05	0.40	-	2.79	0.922
<b>Sexual orientation</b>														
Gay/homosexual	89%	1,187	54%	645	1.00	(base)				1.00	(base)			
Bisexual‡	11%	146	32%	47	0.40	0.28	-	0.57	<0.001	0.43	0.29	-	0.62	<0.001
<b>Ethnicity†</b>														
White	92%	1,223	52%	635	1.00	(base)				1.00	(base)			
Other ethnicities	8%	110	52%	57	1.00	0.67	-	1.47	0.9834	1.06	0.70	-	1.61	0.7668
<b>Country of birth</b>														
UK	83%	1,113	51%	566	1.00	(base)				1.00	(base)			
Outside-UK	17%	220	57%	126	1.30	0.97	-	1.73	0.081	1.17	0.85	-	1.59	0.3374
<b>Nation of residence</b>														
England	86%	1,148	53%	613	1.00	(base)				1.00	(base)			



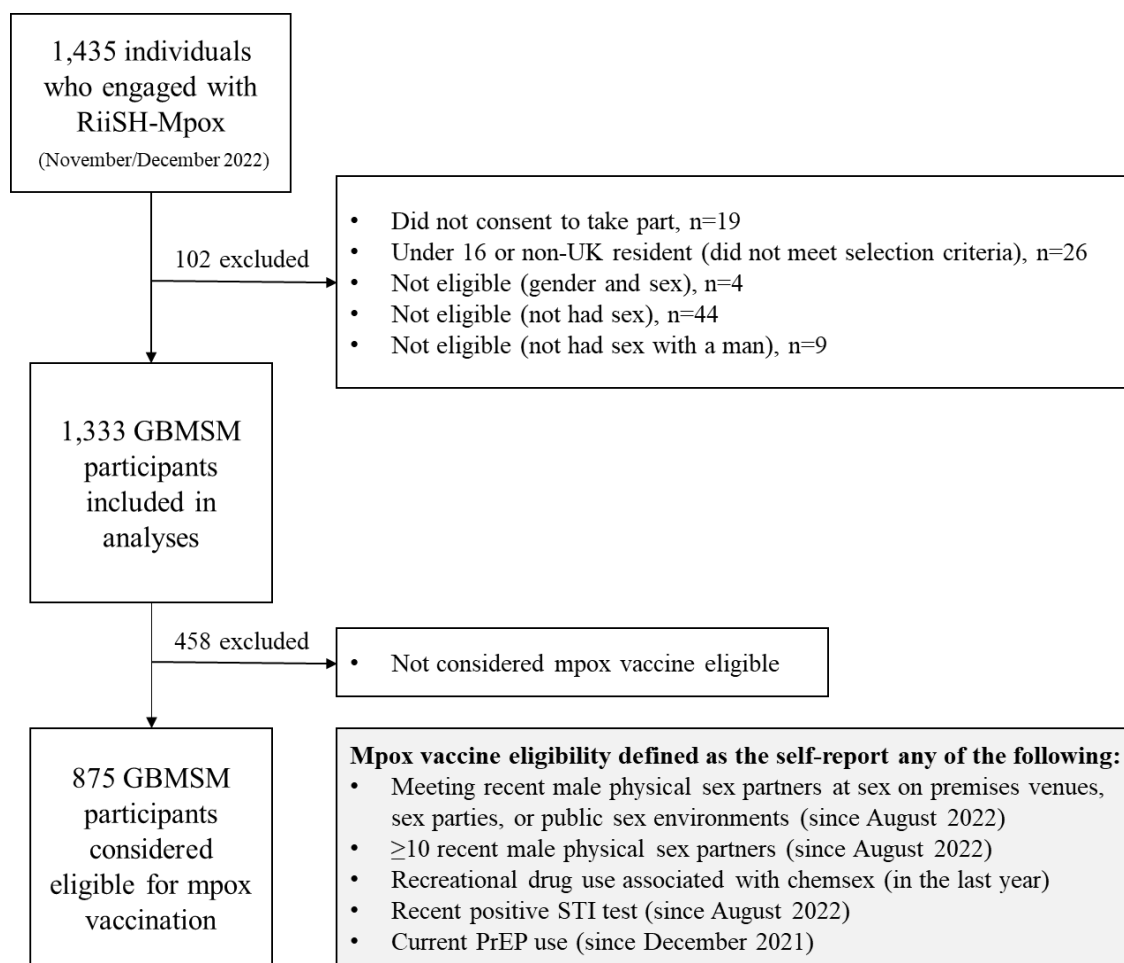
Scotland, Wales, or N Ireland	14%	185	43%	79	0.65	0.48	-	0.89	0.0069	0.64	0.46	-	0.89	0.0081
<b>Educational qualifications</b>														
Below degree-level	37%	495	40%	199	0.47	0.38	-	0.59		0.50	0.39	-	0.63	
Degree-level or higher	63%	838	59%	493	1.00	(base)			<0.001	1.00	(base)			<0.001
<b>Employment</b>														
Not employed	19%	259	37%	97	0.48	0.36	-	0.64		0.59	0.43	-	0.80	
Current employment	81%	1,074	55%	595	1.00	(base)			<0.001	1.00	(base)			0.0007
<b>Household composition</b>														
Lives with others	62%	827	50%	414	0.82	0.66	-	1.03		0.81	0.65	-	1.03	
Lives alone	38%	506	55%	278	1.00	(base)			0.0834	1.00	(base)			0.084
<b>Relationship status</b>														
Single	44%	591	54%	320	1.17	0.95	-	1.46		1.27	1.01	-	1.60	
In a relationship	56%	742	50%	372	1.00	(base)			0.1453	1.00	(base)			0.0433
<b>Comfortable financial situation</b>														
No	52%	693	48%	331	0.71	0.57	-	0.88		0.90	0.71	-	1.14	
Yes (top two quartiles)§	48%	640	56%	361	1.00	(base)			0.0016	1.00	(base)			0.3774
<b>Clinical and behavioural characteristics</b>														
<b>HIV status</b>														
Negative/unknown	85%	1,131	51%	575	1.00	(base)				1.00	(base)			
Living with HIV	15%	202	58%	117	1.33	0.98	-	1.80	0.0629	1.37	1.00	-	1.89	0.0517
<b>HAV, HBV, or HPV vaccination history¶</b>														
No	18%	246	20%	48	1.00	(base)				1.00	(base)			
Yes	82%	1,087	59%	644	6.00	4.28	-	8.41	<0.001	5.27	3.72	-	7.47	<0.001
<b>Behaviour modification since May 2022 to avoid getting mpox#</b>														
No	47%	626	39%	247	1.00	(base)				1.00	(base)			
Yes	53%	707	63%	445	1.77	1.42	-	2.20	<0.001	1.63	1.30	-	2.04	<0.001
<b>Mpox vaccination proxy eligibility criteria</b>														
<b>STI test positive since August 2022</b>														
No	88%	1,177	48%	568	1.00	(base)				1.00	(base)			

Yes	12%	156	79%	124	4.15	2.77	-	6.23	<0.001	4.09	2.69	-	6.22	<0.001
<b>PrEP use since December 2021 (includes PLWHIV)**</b>														
No	55%	734	31%	228	1.00	(base)				1.00	(base)			
Yes	45%	599	77%	464	7.63	5.96	-	9.77	<0.001	7.09	5.49	-	9.15	<0.001
<b>Recreational drug use associated with chemsex in last year††</b>														
No	92%	1,222	50%	617	1.00	(base)				1.00	(base)			
Yes	8%	111	68%	75	2.04	1.35	-	3.09	0.0005	2.03	1.32	-	3.12	0.001
<b>Number of male physical sex partners since August 2022</b>														
None	8%	100	31%	31	1.52	0.88	-	2.64		1.55	0.88	-	2.73	
1	14%	180	23%	41	1.00	(base)				1.00	(base)			
2 to 4	29%	389	44%	170	2.63	1.76	-	3.93		2.65	1.75	-	4.00	
5 to 9	21%	280	64%	180	6.10	3.99	-	9.34		6.36	4.10	-	9.87	
≥10	29%	384	70%	270	8.03	5.32	-	12.1	<0.001	7.73	5.06	-	11.8	<0.001
<b>≥10 recent male physical sex partners since August 2022</b>														
No	71%	949	44%	422	1.00	(base)				1.00	(base)			
Yes	29%	384	70%	270	2.96	2.30	-	3.81	<0.001	2.78	2.14	-	3.62	<0.001
<b>Met recent male physical sex partners in sex on premises venue, sex party, or PSE since August 2022</b>														
No	67%	888	43%	382	1.00	(base)				1.00	(base)			
Yes	33%	445	70%	310	3.04	2.39	-	3.87	<0.001	2.80	2.18	-	3.60	<0.001
<b>Mpox vaccination eligibility (composite)‡‡</b>														
No	34%	458	20%	91	1.00	(base)				1.00	(base)			
Yes	66%	875	69%	601	8.85	6.75	-	11.6	<0.001	8.38	6.35	-	11.1	<0.001

\*Participants with self-reported uptake of ≥1 mpox vaccine dose(s). †Selected *a priori* for model inclusion. ‡Includes those identifying as bisexual, straight, or another way. §Top two quartiles ("I am comfortable"/"I am very comfortable" from the question, "How would you best describe your current financial situation"). ¶Participants self-reporting uptake of ≥1 HAV, HBV, or HPV vaccine dose(s). \*\*Behaviour modification includes self-report of any of the following from May 2022: fewer sexual partners, reduced visits to sex on premises venues or PSE (i.e. cruising grounds), and avoiding: all sex, condomless anal sex, skin-to-skin contact, or visiting clubs or crowds. #Includes people living with HIV (n=202); those reporting a new HIV diagnosis in the last 5 years were included in questions addressing PrEP use. Among those with a HIV negative/unknown status (n=1,131), 78% of PrEP users since December 2021 (vs 21% of non-users) reported mpox vaccination (aOR: 12.2 [95% CI: 9.07-16.3]). ††Includes crystal methamphetamine, mephedrone or gamma-hydroxybutyrate/gamma-butyrolactone. §§Self-report of any mpox vaccination proxy eligibility criteria. ‡‡Adjusted for age-group, ethnicity, sexual orientation, educational qualifications, employment, and financial situation. HAV=Hepatitis A virus. HBV=Hepatitis B virus. HPV=Human papilloma virus. SHC=Sexual health clinic. STI=Sexually transmitted infection. PSE=Public sex environment (i.e. cruising grounds). PrEP=HIV pre-exposure prophylaxis. PLWHIV=People living with HIV. uOR=Unadjusted odds ratio. aOR=adjusted odds ratio. Percentages may not total 100 due to rounding.

519 **Appendix I: RiiSH-Mpox participant flowchart**

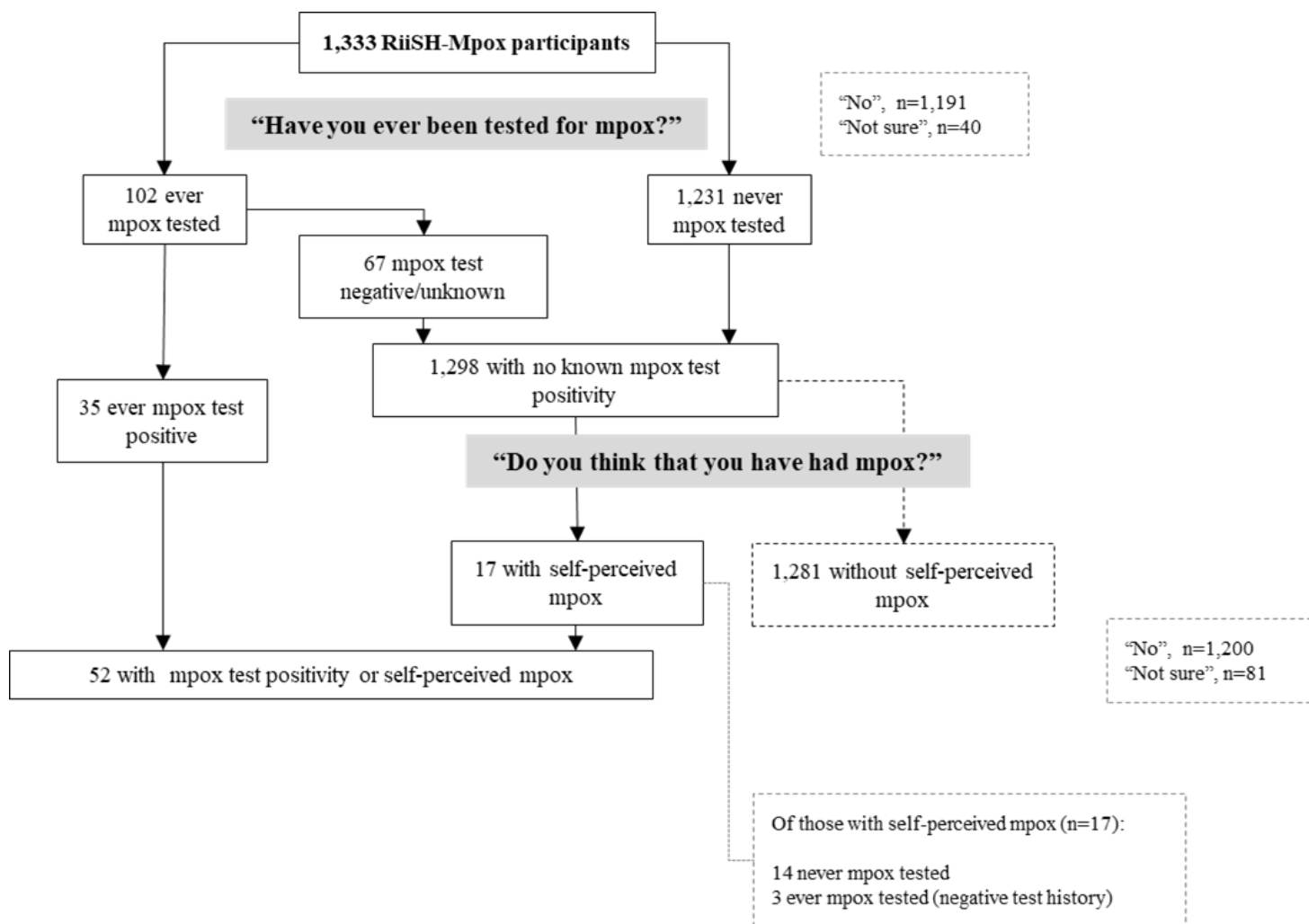
520



521

522 **Appendix II: Self-reported mpox positivity and self-perceived mpox in RiiSH-Mpox participants,**  
523 **November/December 2022**

524

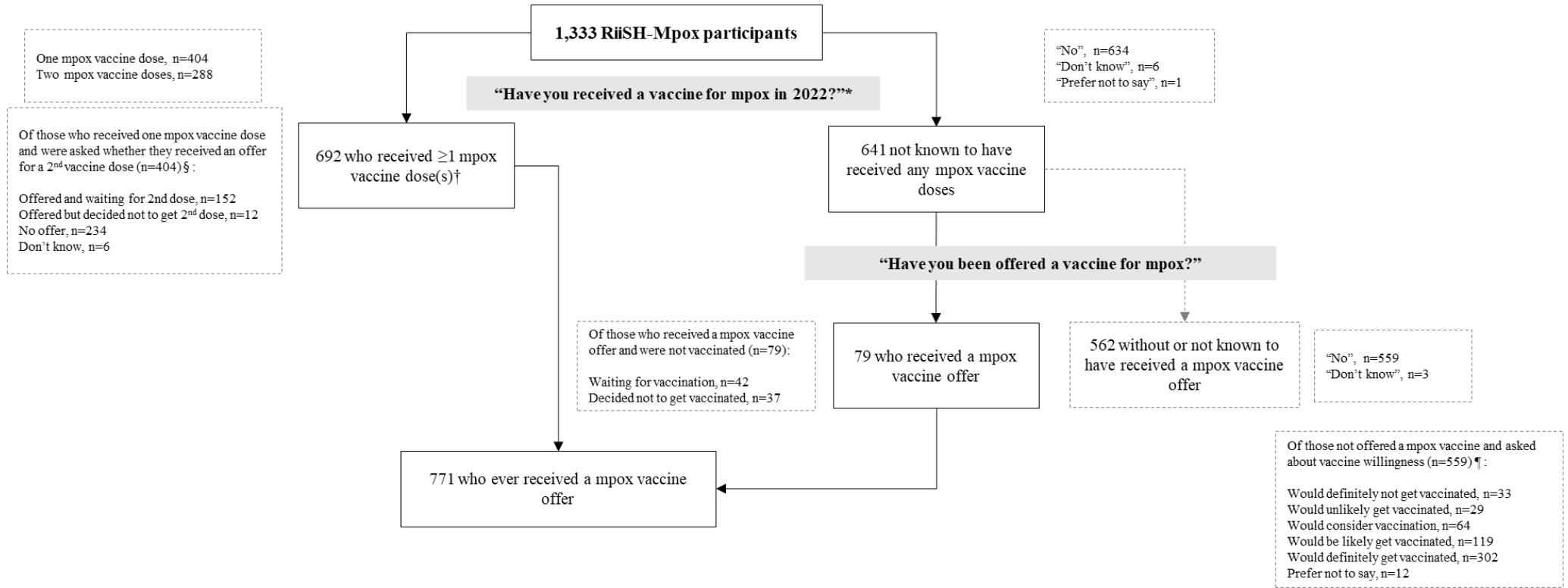


525

526 **Appendix III. Mpox vaccination and offered reported in all RiiSH-Mpox participants and those considered mpox vaccine eligible,**  
 527 **November/December 2022**

528

529 **a) all participants**



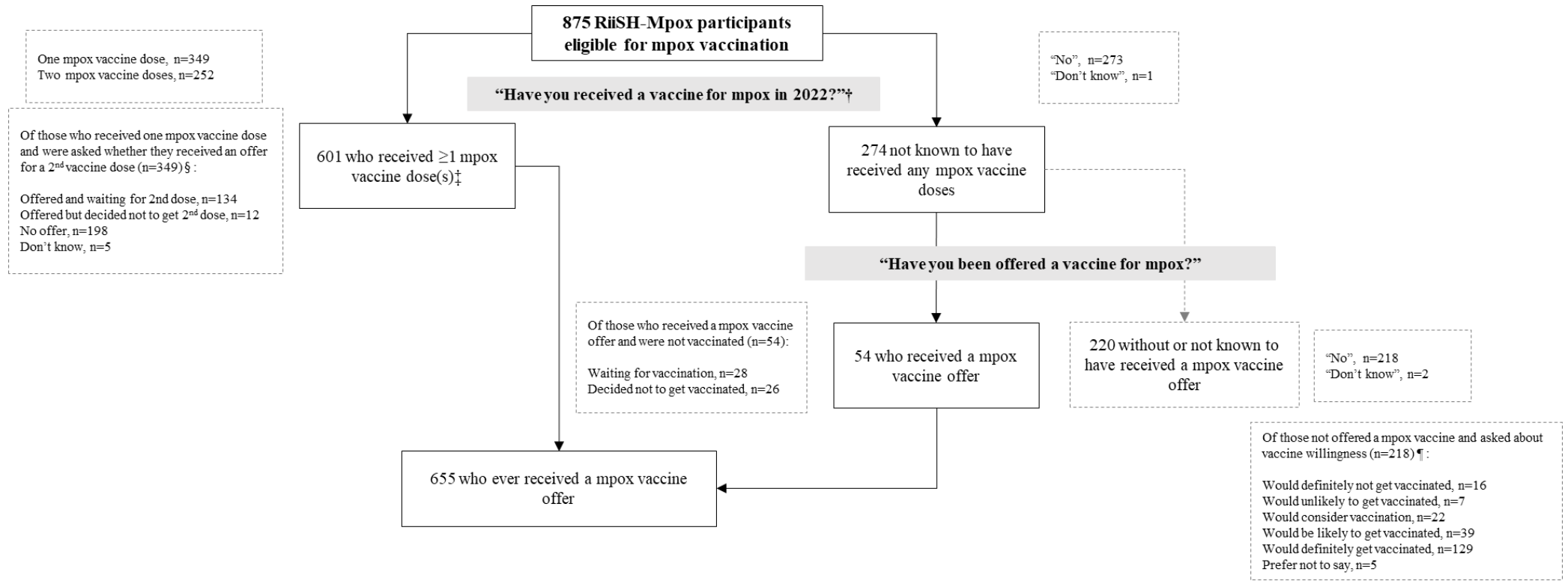
530

531 \*Question preamble: “Vaccination for monkeypox involves having two doses of vaccine.” †Vaccine offer assumed in those reporting ≥1 vaccine dose(s). §Question: “Have you been offered a  
 532 second vaccine for monkeypox?” ¶¶Question: “If offered, to what extent would you be willing to be vaccinated against monkeypox?”

533

534

535 **b) all participants considered mpox vaccine eligible**



536

537

538 \*Self-reporting any of the following: meeting recent male physical sex partners at sex on premises venues, sex parties, or PSE (i.e. cruising grounds) (since August 2022) OR ≥10 recent male  
 539 physical sex partners (since August 2022) OR recreational drug use associated with chemsex (in the last year) OR recent positive STI test (since August 2022) OR current PrEP use (on/after  
 540 December 2021); excludes those that were vaccinated but not considered eligible (n=91, 13.2% of all vaccinated) and those not vaccinated or considered eligible for mpox vaccination (n=367)  
 541 †Preamble: “Vaccination for monkeypox involves having two doses of vaccine.” ‡Vaccine offer assumed in those reporting ≥1 vaccine dose(s). § Question: “Have you been offered a second  
 542 vaccine for monkeypox?” ¶Question: “If offered, to what extent would you be willing to be vaccinated against monkeypox?”.

<b>Appendix IV. Sociodemographic and clinical characteristics of RiiSH-Mpox participants with and without a mpox diagnosis history that includes self-perceived mpox, November/December 2022</b>							
	<b>All RiiSH-Mpox participants</b>		<b>Mpox diagnosis history or self-perceived mpox*</b>		<b>No mpox diagnosis history or self-perceived mpox</b>		
<b>Total</b>	<b>% [column]</b>	<b>N</b>	<b>% [column]</b>	<b>n</b>	<b>% [column]</b>	<b>n</b>	<b>p-value</b>
	100%	1333	100%	52	100%	1281	
<b>Recruitment site</b>							
Facebook	58%	769	75%	39	57%	730	
Grindr	24%	316	15%	8	24%	308	
Twitter	15%	198	8%	4	15%	194	
Instagram	1%	18	0%	0	1%	18	
Other	2%	32	2%	1	2%	31	0.134
<b>Sociodemographic characteristics</b>							
Median age (IQR, range)	45 (IQR: 35-55, range: 16-78)		42 (IQR: 38-47, range: 24-68)		45 (IQR: 35-55, range: 16-78)		
Mean age (standard deviation)	44.8 (12.5)		42.6 (8.5)		44.8 (12.7)		
<b>Age-group</b>							
16-24	5%	63	2%	1	5%	62	
25-34	19%	256	10%	5	20%	251	
35-44	26%	343	48%	25	25%	318	
45-54	25%	327	31%	16	24%	311	
≥55	26%	344	10%	5	26%	339	<0.001
<b>Age-group (binary)</b>							
<35	24%	319	12%	6	24%	313	
≥35	76%	1014	88%	46	76%	968	0.033
<b>Gender identity and sex at birth</b>							
Cisgender male	99%	1314	100%	52	99%	1,262	
All other gender identity groups	1%	19	0%	0	1%	19	0.376
<b>Sexual orientation</b>							
Gay/homosexual	89%	1187	94%	49	89%	1,138	
Bisexual†	11%	146	6%	3	11%	143	0.222
<b>Ethnicity</b>							
White	92%	1223	87%	45	92%	1,178	
All other ethnicities	8%	110	13%	7	8%	103	0.164
<b>Country of birth</b>							
UK	83%	1113	67%	35	84%	1,078	
Outside-UK	17%	220	33%	17	16%	203	0.001
<b>Nation of residence</b>							
England	86%	1148	94%	49	86%	1,099	

Scotland, Wales, or N Ireland	14%	185	6%	3	14%	182	0.084
<b>Educational qualifications</b>							
Below degree level	37%	495	19%	10	38%	485	
Degree level or higher	63%	838	81%	42	62%	796	0.006
<b>Employment</b>							
Not employed	19%	259	13%	7	20%	252	
Current employment	81%	1074	87%	45	80%	1,029	0.267
<b>Household composition</b>							
Lives with others	62%	827	65%	34	62%	793	
Lives alone	38%	506	35%	18	38%	488	0.612
<b>Relationship status</b>							
Single	44%	591	46%	24	44%	567	
In a relationship	56%	742	54%	28	56%	714	0.788
<b>Comfortable financial situation</b>							
No	52%	693	40%	21	52%	672	
Yes (top two quartiles)	48%	640	60%	31	48%	609	0.088
<b>Clinical and behavioural characteristics</b>							
<b>HIV status</b>							
Negative/unknown	85%	1131	69%	36	85%	1095	
Living with HIV	15%	202	31%	16	15%	186	0.001
<b>HAV vaccination history (≥1 dose)</b>							
No	32%	430	29%	15	32%	415	
Yes	68%	903	71%	37	68%	866	0.591
<b>HBV vaccination history (≥1 dose)</b>							
No	28%	379	21%	11	29%	368	
Yes	72%	954	79%	41	71%	913	0.235
<b>HPV vaccination history (≥1 dose)</b>							
No	58%	771	33%	17	59%	754	
Yes	42%	562	67%	35	41%	527	<0.001
<b>SHS visit in last year</b>							
No	36%	478	12%	6	37%	472	
Yes	64%	855	88%	46	63%	809	<0.001
<b>STI tested in last year</b>							
No	30%	405	10%	5	31%	400	
Yes	70%	928	90%	47	69%	881	0.001
<b>STI test positivity since August 2022</b>							
Never STI tested	9%	123	2%	1	10%	122	
Tested before August 2022	38%	513	27%	14	39%	499	
All negative/unknown recent test results since August 2022	41%	541	37%	19	41%	522	



≥1 recent positive test results since August 2022	12%	156	35%	18	11%	138	<0.001
<b>Recreational drug use associated with chemsex in last year§</b>							
No	92%	1222	79%	41	92%	1181	
Yes	8%	111	21%	11	8%	100	0.001
<b>Number of recent male physical sex partners since August 2022</b>							
None	8%	100	2%	1	8%	99	
1	14%	180	6%	3	14%	177	
2 to 4	29%	389	23%	12	29%	377	
5 to 9	21%	280	21%	11	21%	269	
≥10	29%	384	48%	25	28%	359	0.015
<b>Met recent male physical sex partners in sex on premises venue, sex party, or PSE since Aug 2022</b>							
No	67%	888	46%	24	67%	864	
Yes	33%	445	54%	28	33%	417	0.001
<b>PrEP use since December 2021 (HIV negative/unknown status, n=1131)‡</b>							
No	47%	534	17%	6	48%	528	
Yes	53%	597	83%	30	52%	567	<0.001
<b>Behaviour modification since May 2022 to avoid getting mpox¶</b>							
No	47%	626	50%	26	47%	600	
Yes	53%	707	50%	26	53%	681	0.654
<p>*Participants with self-reported mpox test positivity. Those without mpox test positivity (i.e. no diagnosis history) include those without a known positive test (n=67) and those without a test history (n=1231). †Includes those identifying as bisexual, straight, or another way. ‡Excludes people living with HIV (n=202). § Includes crystal methamphetamine, mephedrone or gamma-hydroxybutyrate/gamma-butyrolactone. ¶Behaviour modification includes self-report of any of the following from May 2022: fewer sexual partners, reduced visits to sex on premises venues or PSE (i.e. cruising grounds), and avoiding: all sex, condomless anal sex, skin-to-skin contact, or visiting clubs or crowds. HAV=Hepatitis A virus. HBV=Hepatitis B virus. HPV=Human papilloma virus. SHS=Sexual health service. STI=Sexually transmitted infection. PSE=Public sex environment (i.e. cruising grounds). PrEP=HIV pre-exposure prophylaxis. Percentages may not total 100 due to rounding.</p>							

**Appendix V. Sociodemographic, clinical and behavioural characteristics of, and factors associated with self-reported mpox vaccination uptake among RiiSH-Mpox participants assumed eligible for mpox vaccination, November/December 2022**

	<b>% RiiSH-Mpox participants assumed vaccine eligible*</b>		<b>% Mpox vaccinated†</b>												
<b>Total</b>	<b>[column %]</b>	<b>n</b>	<b>[row %]</b>	<b>n</b>	<b>uOR</b>	<b>95% CI</b>			<b>p-value</b>	<b>aOR**</b>	<b>95% CI</b>			<b>p-value</b>	
	100%	875	69%	601											
<b>Sociodemographic characteristics</b>															
Median age (IQR, range)	45 (IQR: 36-54; range: 17-78)		45 (IQR: 36-53; range: 18-74)												
Mean age (standard deviation)	44.9 (12.0)		44.7 (11.7)												
<b>Age-group‡</b>															
16-24	3%	29	55%	16	0.44	0.20	-	0.97		0.57	0.25	-	1.33		
25-34	19%	164	71%	117	0.89	0.56	-	1.39		0.88	0.55	-	1.40		
35-44	28%	243	68%	166	0.77	0.51	-	1.15		0.72	0.48	-	1.09		
45-54	25%	221	74%	163	1.00	(base)				1.00	(base)				
≥55	25%	218	64%	139	0.63	0.42	-	0.94	0.0915	0.76	0.50	-	1.18	0.4711	
<b>Gender identity and sex at birth</b>															
Cisgender male	99%	862	69%	594	1.00	(base)				1.00	(base)				
All other gender groups	1%	13	54%	7	0.53	0.18	-	1.58	0.2603	0.75	0.24	-	2.38		
<b>Sexual orientation</b>															
Gay/homosexual	91%	795	70%	559	1.00	(base)				1.00	(base)				
Bisexual§	9%	80	53%	42	0.47	0.29	-	0.74	0.0015	0.49	0.30	-	0.79	0.0037	
<b>Ethnicity‡</b>															
White	92%	802	69%	552	1.00	(base)				1.00	(base)				
Other ethnicities	8%	73	67%	49	0.92	0.55	-	1.54	0.7646	1.01	0.59	-	1.73	0.9749	

<b>Country of birth</b>															
UK	82%	721	68%	492	1.00	(base)					1.00	(base)			
Outside-UK	18%	154	71%	109	1.13	0.77	-	1.65	0.081		1.03	0.68	-	1.54	0.8998
<b>Nation of residence</b>															
England	87%	760	69%	528	1.00	(base)					1.00	(base)			
Scotland, Wales, or N Ireland	13%	115	63%	73	0.76	0.51	-	1.15	0.2015		0.75	0.49	-	1.14	0.1821
<b>Educational qualifications</b>															
Below degree-level	33%	291	57%	165	0.44	0.33	-	0.60			0.46	0.34	-	0.63	
Degree-level or higher	67%	584	75%	436	1.00	(base)			<0.001		1.00	(base)			<0.001
<b>Employment</b>															
Not employed	16%	144	56%	80	0.50	0.35	-	0.73			0.63	0.42	-	0.95	
Current employment	84%	731	71%	521	1.00	(base)			0.0003		1.00	(base)			0.0286
<b>Household composition</b>															
Lives with others	60%	527	68%	358	0.92	0.68	-	1.23			0.91	0.67	-	1.24	
Lives alone	40%	348	70%	243	1.00	(base)			0.5535		1.00	(base)			0.5565
<b>Relationship status</b>															
Single	45%	397	71%	281	1.20	0.90	-	1.60			1.24	0.92	-	1.68	
In a relationship	55%	478	67%	320	1.00	(base)			0.2227		1.00	(base)			0.1571
<b>Comfortable financial situation</b>															
No	48%	420	66%	278	0.80	0.60	-	1.07			1.00	0.74	-	1.35	
Yes (top two quartiles)	52%	455	71%	323	1.00	(base)			0.1263		1.00	(base)			0.9896
<b>Clinical and behavioural characteristics</b>															
<b>HIV status</b>															
Negative/unknown	87%	759	69%	523	1.00	(base)					1.00	(base)			
Living with HIV	13%	116	67%	78	0.93	0.61	-	1.41	0.7197		1.02	0.66	-	1.58	0.9269

<b>HAV, HBV, or HPV vaccination history¶</b>																
No	10%	91	35%	32	1.00	(base)					1.00	(base)				
Yes	90%	784	73%	569	4.88	3.09	-	7.71	<0.001		4.42	2.74	-	7.13	<0.001	
<b>Behaviour modification since May 2022 to avoid getting mpox#</b>																
No	45%	398	62%	246	1.00	(base)					1.00	(base)				
Yes	55%	477	74%	355	1.80	1.35	-	2.40	0.0001		1.63	1.21	-	2.20	0.0013	

\*Mpox vaccine eligibility was defined as the report of any of the following since August 2022:  $\geq 10$  physical male sex partners; meeting any physical male sex partners in a sex on premises venue, sex party, or PSE (i.e. cruising grounds); a positive STI test; or in the last year, report of: PrEP use (as a proxy for those at risk of mpox acquisition); or use of recreational drugs associated with chemsex (crystal methamphetamine, mephedrone or gamma-hydroxybutyrate/gamma-butyrolactone). †Participants with self-reported uptake of  $\geq 1$  mpox vaccine dose(s). ‡Selected *a priori* for model inclusion. §Includes those identifying as bisexual, straight, or another way. ¶Participants self-reporting uptake of  $\geq 1$  HAV, HBV, or HPV vaccine dose(s). #Behaviour modification includes self-report of any of the following from May 2022: fewer sexual partners, reduced visits to sex on premises venues or PSE (i.e. cruising grounds), and avoiding: all sex, condomless anal sex, skin-to-skin contact, or visiting clubs or crowds. \*\*Adjusted for age-group, ethnicity, sexual orientation, educational qualifications, employment. HAV=Hepatitis A virus. HBV=Hepatitis B virus. HPV=Human papilloma virus. SHS=Sexual health service. uOR=Unadjusted odds ratio. aOR=adjusted odds ratio. Percentages may not total 100 due to rounding.

<b>Appendix VI. Mpox vaccine offer and uptake among RiiSH-Mpox participants considered eligible for mpox vaccination (sensitivity analysis, ≥5 recent male physical sex partners), November/December 2022</b>						
		<b>Mpox vaccine offer and vaccination</b>			<b>Mpox vaccination uptake</b>	
	<i>Total offered vaccine</i>	<i>a) Offered and vaccinated</i>	<i>b) Offered but not vaccinated</i>	<i>c) Not offered and not vaccinated</i>	<i>In those offered vaccine†</i>	<i>In all participants‡</i>
<b>Eligibility group</b>	<i>n (row %)</i>	<i>n (row %)</i>	<i>n (row %)</i>	<i>n (row %)</i>	<i>% (95% CI)</i>	<i>% (95% CI)</i>
Eligible* for mpox vaccination (n=951) (sensitivity analysis)	<b>685 (72%)</b>	626 (66%)	59 (6%)	266 (28%)	91% (89%-93%)	66% (63%-69%)
All RiiSH-Mpox participants (N=1,333)	<b>771 (75%)</b>	692 (52%)	79 (6%)	562 (42%)	90% (88%-92%)	52% (49%-55%)

\*Self-reporting any of the following: meeting recent male physical sex partners at sex on premises venues, sex parties, or PSE (i.e. cruising grounds) (since August 2022) OR ≥5 recent male physical sex partners (since August 2022) OR recreational drug use associated with chemsex (in the last year) OR recent positive STI test (since August 2022) OR current PrEP use (since December 2021); †Percentage (%) reporting uptake of ≥1 mpox vaccine dose(s) among those offered an mpox vaccine [(a/(a+b))\*100%]. ‡Percentage (%) reporting uptake of ≥1 mpox vaccine dose(s) among all group [(a/(a+b+c))\*100%].