

1 **Elevated prevalence and treatment of sleep disorders from 2011 to**
2 **2020; a nationwide population-based retrospective cohort study in**
3 **Korea**

4 Eun Kyoung Ahn, Younghwa Baek, Ji-Eun Park, Siwoo Lee and Hee-
5 Jeong Jin*

6 KM data division, Korea institute of oriental medicine, Republic of Korea

7 ***Corresponding author:**

8 Full address: KM data division, Korea institute of oriental medicine, 1672, Yuseong-
9 daero, Yuseong-gu, Daejeon, 34054, Republic of Korea

10 e-mail address: hjjin@kiom.re.kr

11 telephone number: +82-42-868-9305

12 ORCID: Hee-Jeong Jin: <https://orcid.org/0000-0002-4373-3410>

13

14 **Authors**

15 1. Eun Kyoung Ahn, RN, Ph.D.

16 : ekahn@kiom.re.kr

17 KM data division, Korea institute of oriental medicine, Daejeon, Republic of Korea.

18 <https://orcid.org/0000-0003-1784-793X>

19 2. Younghwa Baek, RN, Ph.D.

20 : aori79@kiom.re.kr

21 KM data division, Korea institute of oriental medicine, Daejeon, Republic of Korea.

22 <https://orcid.org/0000-0002-1827-1701>

23 3. Ji-Eun Park, RN, Ph.D.

24 : jepark@kiom.re.kr

25 KM data division, Korea institute of oriental medicine, Daejeon, Republic of Korea.

26 <https://orcid.org/0000-0002-2932-5373>

NOTE: This preprint reports new research that has not been certified by peer review and should not be used to guide clinical practice.

27 4. Siwoo Lee, KMD

28 : bfree@kiom.re.kr

29 KM data division, Korea institute of oriental medicine, Daejeon, Republic of Korea.

30 <https://orcid.org/0000-0003-2658-8175>

31 **Abstract**

32 **Objectives:** This study used National Health Insurance claims data from Korea to report
33 the prevalence of sleep disorders and treatment status, including traditional Korean
34 medicine, in the last ten years.

35 **Methods:** This is a retrospective cohort study in Korea. All diagnosis and prescription
36 data, including herbal medicine claims, from the Health Insurance Review and
37 Assessment Service from 2011 to 2020 were reviewed. Prevalence estimation, direct
38 medical expenses, and prescribed amounts for sleep disorders were recorded.

39 **Results:** The prevalence of sleep disorders increased from 3,867,975 (7.62%) in 2011 to
40 7,446,846 (14.41%) in 2020, nearly doubling over 10 years. Insomnia was observed in
41 91.44% (n=9,011,692) of the patients. The mean number of hospital visits per patient
42 for sleep disorders was 11.5 (± 26.62). Benzodiazepines are the most commonly
43 prescribed medications for sleep disorders, and gamma-isoyoson is the most frequently
44 prescribed herbal medicine.

45 **Conclusions:** Sleep disorders are continuously increasing, as is the use of medical
46 services – personal and social medical expenses are also increasing accordingly. Sleep
47 disorders should be recognized as a significant health problem that needs to be actively
48 addressed to improve quality of life.

49 **Keywords:** sleep disorders; claims data; prevalence; benzodiazepine; herbal
50 medicine

51

52

53

54

55

56 **Strengths and limitations of this study**

57 • This is a nationwide health insurance claims data for prevalence and the status
58 of treatment on sleep disorders for ten years.

59 • This study will be meaningful because we have confirmed the current address
60 of the prevalence and treatment of sleep disorders in the last 10 years.

61 • The data source has the limitation of being able to confirm only the items
62 subject to health insurance benefits and review.

63 • The results of tests for the diagnosis of sleep disorders were not confirmed.

64

65

66 **Word count: 2,844 words**

67 INTRODUCTION

68 Sleep disorders are highly related to chronic pain, cardiovascular disease, dementia,
69 metabolic syndrome, and digestive dysfunction¹⁻⁴, and reportedly increase the death
70 risk, deteriorates quality of life and overall health condition resulting to patient's
71 economic burden^{5,6}. Short-term insomnia occurs in 30–50% of the population⁷. The
72 prevalence of sleep disorders in the United States was 20–41.7% in 2011⁸, and from
73 2013–2016, the prevalence increased by approximately 40%⁹. The prevalence of
74 insomnia is at least 6% in developed countries¹⁰, 10% in Norway and England^{11,12}, 5.7%
75 in Germany¹³, and 19% in France¹⁴. In the cases of Asia, Japan recorded 13.5% of
76 insomnia cases in 2016¹⁵. In Korea, 17–23% of cases were recorded as insomnia, and
77 another study reported 5% of insomnia cases meeting the DSM-IV diagnostic
78 criteria^{16,17}. Moreover, in situations of heightened personal and social stress, such as the
79 COVID-19 pandemic, the worldwide prevalence of sleep disorders has surged to
80 approximately 40%¹⁸. Sleep disorders are becoming common in our society; it is
81 considered that the scale of physical, mental, economic, and social damage is very
82 likely to increase in the long term. Sleep disorders may appear and disappear
83 temporarily but often persist chronically. Reports on the nature of insomnia show that
84 approximately 46% of patients have experienced the symptoms continuously for 3
85 years¹⁹, while other studies have shown that approximately 45% of patients
86 continuously experience insomnia after its onset^{20,21}.

87 There are both nonpharmacological and pharmacological treatment strategies for sleep
88 disorders. Typically, pharmacological therapy is provided if there is no response to
89 cognitive behavioural therapy (CBT) or if treatment is not feasible. Medication
90 prescribed for sleep initiation or maintenance disorders is distinguished²²⁻²⁴. The

91 European Sleep Research Society (ESRS) treatment guidelines for sleep disorder
92 treatment recommend that benzodiazepines and z-drugs should not be used for long-
93 term treatment²³. Moreover, the American College of Physicians (ACP) treatment
94 guidelines recommend using these drugs for a short period (4–5 weeks) only, as
95 approved by the US Food and Drug Administration (FDA)²². Chronic use of sleeping
96 pills increases the risk of side effects such as daytime sleepiness, ataxia, dizziness,
97 cognitive decline, increased aggressive behavior, delirium, worsening of apnea, and
98 increased risk of dementia²⁵⁻²⁸. In Korea and China, patients may choose sleep disorder
99 treatments such as acupuncture or herbal medicine as alternatives to initial treatment or
100 long-term medication. According to the Clinical Practice Guideline (CPG) of Korean
101 medicine for insomnia disorders, insomnia treatment is divided into herbal medicine,
102 acupuncture, and non-acupuncture herbal medicine treatment²⁹, depending on the
103 symptoms, acupuncture, and herbal medicine alone or in combination treatment takes
104 place.

105 Sleep disorders are gradually increasing in prevalence and they are a health issue
106 requiring long-term approaches. However, no precise treatment has been developed for
107 sleep disorders. Treatment strategies, such as cognitive therapy, acupuncture, and
108 medication, including herbal medicine, are used in clinical practice to treat sleep
109 disorders. Sleep disorder is not a direct condition that causes death in humans; however,
110 it is a condition that affects the quality of life, disease prognosis, and mortality. Hence,
111 it is crucial to grasp the current status of its prevalence and common treatment.

112 In this study, based on data claims from the Korean National Health Insurance Service,
113 sleep disorders over the past 10 years (2011-2020) included medical and institutional
114 information on both Western and Korean medicine, including covered medications,

115 sleep tests, and treatment prescriptions. This study determined the prevalence and
116 overall treatment characteristics for sleep disorders in Korea.

117 **METHODS**

118 **Data source and study population**

119 In the current retrospective cohort study, a set of research data (No. M20210819448)
120 was provided by the Healthcare Big Data Hub of the Health Insurance Review and
121 Assessment Service (HIRA) of Korea. The research data were pseudonymized, and
122 provision was determined by the HIRA's Public Data Provision Deliberation
123 Committee. The study's protocol was also exempted from ethical review by the
124 Institutional Review Board of the Korea Institute of Oriental Medicine (IRB No. I-
125 2107/006-001).

126 The data included all patients diagnosed with sleep disorders as a primary or secondary
127 diagnosis between January 1, 2011, and December 31, 2020. Medical records
128 containing information on sleep disorder diagnoses were extracted based on the
129 diagnosis code registered by the treating doctor. Individuals diagnosed with sleep
130 disorders at least once during the observation period and prescribed medication were
131 enrolled in this study. Subjects of all ages were included; however, veterans were
132 excluded from the study.

133 **Sleep disorders**

134 The Korean Standard Classification of Diseases version 7 (KCD-7) was used to identify
135 subjects with sleep disorders. The KCD-7 code is based on the International
136 Classification of Diseases version 10 (ICD-10) code system and reflects the unique

137 disease characteristics of Korea. The subdivision classification for frequent diseases,
138 reorganization of the Korean medicine classification, and diagnostic codes for rare
139 diseases are also reflected. Sleep disorders were classified according to the criteria of
140 the third edition of the International Classification of Sleep Disorders (ICSD-3)²⁴;
141 insomnia, sleep-related breathing disorders, sleep-related movement disorders, circadian
142 rhythm sleep-wake disorders, central disorders of hypersomnolence, parasomnia, and
143 other unspecified sleep disorders. The sleep disorder classification, KCD-7, and detailed
144 diagnoses are provided in Supplementary table 1.

145 **Medications for sleep disorders**

146 Drugs approved by the Korea Food and Drug Administration (KFDA) for insomnia are
147 classified into benzodiazepines, non-benzodiazepines, antidepressants, antihistamines,
148 and antipsychotics. Korea has a dual medical service system; therefore, herbal medicine
149 prescriptions are available. A list of the licensed drugs for the indication of sleep
150 disorders, including herbal medicines, is provided in Supplementary table 2. In the
151 present study, all 56 types of herbal medicines reimbursed (Supplementary table 3) that
152 are subject to review by HIRA were reviewed. Herbal medicines for sleep disorder
153 indications included Gamisoyo-san, Hwanglyeonhaedok-tang, Galgeunhaegui-tang,
154 Dangguiyukhwang-tang, and Soshiho-tang.

155 **Data preprocessing and statistical analysis**

156 The data was analyzed by accessing a remote analysis system provided by the
157 Healthcare Big Data Hub. Remote access to a virtualized Personal Computer (PC) is
158 only possible from PCs approved by researchers and authorized in advance. In order to
159 calculate the prevalence of sleep disorders by year, individual subjects diagnosed with

160 sleep disorders and prescribed medications were counted. The total population was
161 calculated based on the population by the end of December of each year, as announced
162 by the Ministry of Public Administration and Security's Annual Statistical Yearbook
163 Population²⁵. It is calculated based on different criteria according to the nature of each
164 variable. Prevalence cases were based on the number of individuals affected with sleep
165 disorders, while the number of cases for medical use was based on the medical use
166 statement. Medication and treatments, on the other hand, were based on individual
167 prescriptions. Age, number of cases of medical use per person, and medical expenses
168 were reported as the mean and standard deviation. The use of Korean and Western
169 medical services, the distinction between hospitalization and outpatient treatment, type
170 of sleep disorder, sex, and medications or test prescriptions were presented as numbers
171 and percentages. Medical expenses were expressed in South Korean Won (KRW).
172 Statistical differences between groups were reported based on a significance level of p
173 <0.05 . The Statistical Analysis System (SAS) Enterprise Guide version 9.4.2 (SAS
174 institute Inc., SAS Campus Drive Cary, NC, USA), installed on a virtualized PC, was
175 used for pre-processing and statistical analysis of the research data.

176 **RESULTS**

177 **General information**

178 A total of 7,467,730 subjects used medical care due to sleep disorder diagnosis, of
179 which 59.62% ($n=4,452,628$) were female patients, from 2011–2020. The mean age for
180 the entire population was 53.47 ± 17.95 years old, while the mean age for men and
181 women was 52.31 ± 18.18 and 54.26 ± 17.74 , respectively. The mean age of women was
182 higher compared to male. When age was divided into 10-year-old units, the number of
183 patients with sleep disorders increased with age, and the highest number of patients was

184 seen in the age group between 50 and 60 years, then gradually decreasing (Table 1). For
185 the distribution by type of sleep disorder according to the ICSD-3, 'insomnia' was
186 diagnosed in 91.44% (n= 9,011,692 cases); hence, the most common type of sleep
187 disorder that was recorded in visiting medical institutions. 'Other unspecified sleep
188 disorders' accounted for 6.89% (n=679,400), and the rest sleep disorders accounted for
189 less than 1% of total (Figure 1).

190 **Annual prevalence of sleep disorders and use of medical services**

191 The annual prevalence of sleep disorders in patients aged >10 years increased from
192 3,867,975 (7.62%) in 2011 to 7,446,846 (14.41%) in 2020, nearly doubling in 10 years.
193 The number of male patients increased from 1,477,614 (5.82%) to 2,987,309 (11.56%),
194 and the number of female patients increased from 2,390,361 (9.44%) to 4,459,537
195 (17.27%); with rates increase being similar (Figure 2, Supplementary table 4). The
196 mean number of visits to the hospital for sleep disorder diagnosis for the past 10 years
197 was 11.55 ± 26.62 , and women visited the hospital (11.96 ± 27.43) more often than men
198 (10.94 ± 25.37). The total hospital visits also increased from 5, 932, 505 in 2011 to
199 11,111,518 by 2020. Hospital visits increased from 37.1% to 39.1% in men and
200 decreased from 62.9% to 60.9% among women. There has been an increase in the total
201 number of patients that are women and the number of hospital visits for men (Figure 3).
202 Of the total hospital visits for sleep disorders, Korean medical treatment accounts for
203 approximately 9.65% (N =8,323,747). A total of 11.39% (n=6,066,211) of women
204 visited a Korean medical institute, which was higher than that of men (6.84%,
205 n=2,257,536). The mean number of hospital visits per patient was $11.7 \pm \text{SD } 27.4$ for
206 women and 10.9 ± 25.4 for men. The mean cost of total medical expenses per visit was
207 71,931 KRW, and the mean cost per patient was 830,707 KRW (Table 2).

208 **Medication prescriptions and others**

209 Over the past decade, medications covered by the National Health Insurance for Sleep
210 Disorders in Korea included 51,095,781 (47.7%) prescriptions for benzodiazepines,
211 31,325,590 (29.2%) prescriptions for non-benzodiazepines, and 17,457,246 (16.3%)
212 prescriptions for antidepressants. As for the National Health Insurance, the herbal
213 medicines prescribed for sleep disorders were 100,065 cases of Gamisoyo-san, 23,841
214 cases of Hwanglyeonhaedok-tang, and 11,490 cases of Soshiho-tang (Figure 4).
215 Excluding herbal medicines, acupuncture was the most frequently prescribed treatment
216 (13,727,099 cases), followed by moxibustion, hot/cold physical therapy, electronic
217 needle stimulation, and cupping (Supplementary Figure 1).

218 **DISCUSSION**

219 The prevalence of sleep disorders in Korea has nearly doubled over the past 10 years,
220 from 9.4% in 2011 to 17.3% in 2020. Similarly, sleep disorder prevalence in countries
221 like the United States, Norway, England, Germany, and Japan has also shown an overall
222 increasing trend^{7-9,11-13,15,17}. Several possible explanations exist for this recent increase
223 in the prevalence of sleep disorders. First, it can be assumed that primary or secondary
224 sleep disorders will increase in absolute numbers, and secondary sleep disorders, such
225 as insomnia, are caused by the use of drugs and substances or by medical or psychiatric
226 diseases and are known to account for more than 70% of all insomnia³¹. The prevalence
227 of secondary sleep disorders also increases with the prevalence of cancer, Parkinson's
228 disease, and degenerative cerebrovascular diseases such as dementia and obesity, which
229 are well-known causes of sleep disorders³²⁻³⁴. Furthermore, since 2020, the number of
230 people complaining about sleep disorders has increased worldwide, which could be the
231 aftermath of the COVID-19 pandemic³⁵. The second reason may be the behavioural

232 change in seeking medical services to solve the problem, as patients' perceptions of
233 sleep disorders change. Previously, sleep disorders, such as insomnia, were regarded as
234 secondary symptoms resulting from diseases rather than a single disease. However, as
235 ICSD-2 was revised to ICSD-3; hence, insomnia disorder was suggested²⁴. Accordingly,
236 there has been an apparent change in insomnia recognition as a disease requiring
237 treatment, such as paying attention to classification according to Objective Sleep
238 Duration (OSD) in clinical practice and applying it to treating insomnia cases³⁶. In
239 2017, the American Academy of Sleep Medicine and European Academy of Sleep
240 Medicine published guidelines for insomnia treatment that preferentially recommend
241 cognitive behavioral therapy (CBT-I)^{23,37}.

242 Hospital visits owing to sleep disorders were more frequent among women than
243 among men. Previous studies have shown sex differences in the prevalence and types of
244 sleep disorders. A meta-analysis of sex differences in the prevalence of insomnia
245 reported a significantly higher prevalence in women³⁸. The high prevalence of sleep
246 disorders in women, including insomnia, is multifactorial. It may be because women are
247 more likely to experience physical problems such as osteoporosis, fractures, and joint
248 diseases, which affect sleep quality, and they have a higher risk of developing
249 psychiatric problems such as depression and anxiety, resulting to increase insomnia
250 risk³⁹. According to the results of this study, insomnia accounts for more than 90% of
251 all sleep disorders. Hence, the above factors can explain women's higher prevalence of
252 sleep disorders. In contrast, in the case of obstructive sleep apnea (OSA), the proportion
253 of all sleep disorders is low, so it does not have a significant effect on the overall
254 prevalence; however, it is well-known that it has a higher prevalence in men^{40,41}.
255 The current study confirmed that the average age for sleep disorder diagnosis in Korea
256 is 53.5 years old and that the number of patients with sleep disorders tends to increase.

257 There are many elderly patients with sleep disorders because sleep quality decreases
258 with age owing to the apparent evolutionary biological relationship between aging and
259 sleep. Many sleep-related studies have reported that subjective and objective sleep
260 quality deteriorates with age^{42,43}. Moreover, according to a study comparing the sleep of
261 older and younger adults, older adults spend less time in slow-wave sleep, resulting in a
262 reduced percentage of deep sleep⁴⁴. As individuals age, sleep becomes more
263 fragmented, leading to changes in sleep stages and more frequent awakenings⁴⁵. Sleep
264 homeostasis decreases with age⁴⁶. Furthermore, the prevalence of diseases that cause
265 sleep disorders, such as metabolic disorders, cardiovascular diseases, neurodegenerative
266 diseases, and cancer, increases with age⁴⁷⁻⁵¹.

267 Insomnia is the most common sleep disorder among the sleep disorder types,
268 according to ICSD-3, and approximately 17.5% of Koreans visit hospitals for insomnia.
269 Insomnia is "a persistent difficulty with sleep initiation, duration, consolidation, or
270 quality that occurs despite adequate opportunity and circumstances for sleep and results
271 in some form of daytime impairment"⁵². According to another study (2005 – 2013) that
272 reported the prevalence and incidence of insomnia in Korea, 5.78% of adults aged 20
273 years or older had insomnia⁵³. Additionally, approximately 17% of the total subjects in
274 a study reported insomnia in 2002, and 22.8% of subjects in a 2009 study reported
275 insomnia^{16,17}. Insomnia is Korea's most common sleep disorder, and its incidence
276 steadily increases.

277 Over the past 10 years, the mean number of hospital visits due to sleep disorders in
278 Korea was 11.5, and the mean total medical expense for one patient during the
279 observation period was 830,707 KRW (629.13 USD). The insomnia related examination
280 cost \$3,508,635 which was about half of total insomnia-related medical expenses⁵⁴.
281 Australia reported total direct health expenditures related to inadequate sleep of

282 approximately 1.24 billion AUD from 2016–2017⁵⁵. In the United States, the direct
283 medical cost due to insomnia in 1995 was estimated at approximately \$13.9 billion⁵⁶,
284 and in a review paper on the health economics of insomnia treatment published in 2016,
285 it exceeds \$100 billion per year for insomnia treatment⁵⁷. In the United States,
286 direct/indirect social costs due to insomnia increased approximately 10 times over
287 nearly 20 years, most of which contributed to indirect costs such as reduced work
288 performance, increased use of medical care, and increased risk of accidents⁵⁷. The social
289 cost to be paid due to sleep disorders is increasing at a non-negligible rate over time,
290 and improving sleep quality seems to be a social task to be solved.

291 Among the prescription drugs for sleep disorders, benzodiazepines accounted
292 for 47.8%, and non-benzodiazepines accounted for 29.3%. According to the Korean
293 Neuropsychiatric Association guidelines for insomnia treatment, CBT is recommended
294 first⁵⁸. Sleeping pills are an effective and easy method for treating insomnia, but they
295 carry the risk of dependence and abuse. The KFDA and treatment guidelines
296 recommend shortening drug treatment for unremedied insomnia, mostly within four
297 weeks. In Korea, approximately 10% of patients were prescribed herbal medicine for
298 treating sleep disorders. In practice, medicines in Western medicine and herbal
299 medicines in Korean medicine are prescribed separately or together to treat sleep
300 disorders. However, studies on the effects or side effects of combined prescribed and
301 herbal medicines in patients with sleep disorders are lacking.

302 The data source of the present study has the advantage of being able to estimate
303 the medical use behaviour of the entire population but also has the limitation of being
304 able to confirm only the items subject to health insurance benefits and review.
305 Information on uncovered herbal medicines or decoctions not subject to health
306 insurance review could not be counted for the herbal medicine. Additionally, the results

307 of tests for the diagnosis of sleep disorders were not confirmed. Nevertheless, we
308 believe it will be meaningful because we have confirmed the current address of the
309 prevalence and treatment of sleep disorders in the last 10 years.

310 In conclusion, sleep disorders are continuously increasing with more individuals
311 seeking medical intervention resulting in increased personal and social medical
312 expenses. Sleep disorders should be recognized as a significant health problem that
313 needs to be actively addressed to improve quality of life.

314

315 **Contributors**

316 Conceptualization was done by EKA, YB, and HJJ. Methodology was done by EKA.
317 The original draft was written by EKA and HJJ. Review and editing were done by YB,
318 JP, SL and HJJ. Funding was acquired by JP and SL. Supervision was done by HJJ.

319 **Acknowledgements**

320 We would like to thank Editage (www.editage.co.kr) for English language editing.

321 **Declaration of Interest Statement**

322 The authors declare that they have no conflicts of interest regarding the publication of
323 this paper.

324 **Funding**

325 This study was supported by the grant from Korea Institute of Oriental Medicine
326 (KSN2023120, KSN20234113).

327 **Disclosure statement**

328 The funding source played no role in the interpretation of the study results or the
329 decision to submit these results for publication.

330 **Data availability statement**

331 The data that support the findings of this study are available from the Healthcare Big
332 Data Hub of the HIRA. However, restrictions apply with regard to availability as they
333 were used under license for research in the current study; therefore, these data are not
334 publicly available.

335

336 REFERENCES

- 337 1. Cappuccio, Francesco P.; MILLER, Michelle A. Sleep and cardio-metabolic
338 disease. *Current cardiology reports* 2017;19: 1-9.
- 339 2. Khanijow, V., Prakash, P., Emsellem, H. A., Borum, M. L., & Doman, D. B.
340 Sleep Dysfunction and Gastrointestinal Diseases. *Gastroenterol Hepatol*
341 2015;11(12): 817–25.
- 342 3. Mathias, J. L., Cant, M. L., & Burke, A. L. J. Sleep disturbances and sleep
343 disorders in adults living with chronic pain: a meta-analysis. *Sleep Med*
344 2018;52: 198–210. <https://doi.org/10.1016/j.sleep.2018.05.023>
- 345 4. Shi, L., Chen, S. J., Ma, M. Y., Bao, Y. P., Han, Y., Wang, Y. M., Shi, J.,
346 Vitiello, M. V., & Lu, L. Sleep disturbances increase the risk of dementia: A
347 systematic review and meta-analysis. *Sleep Med Rev* 2018;40: 4–16.
348 <https://doi.org/10.1016/j.smr.2017.06.010>
- 349 5. Oh, T. K., & Song, I. Five-year mortality trends associated with sleep disorders
350 in South Korea: a population-based cohort study. *Sleep Biol Rhythms*
351 2021;19(3): 305-12.
- 352 6. Skaer, T. L., & Sclar, D. A. Economic implications of sleep disorders.
353 *Pharmacoecon Open* 2010;28(11): 1015–23. [https://doi.org/10.2165/11537390-](https://doi.org/10.2165/11537390-000000000-00000)
354 [000000000-00000](https://doi.org/10.2165/11537390-000000000-00000)
- 355 7. Ellis, J. G., Perlis, M. L., Neale, L. F., Espie, C. A., & Bastien, C. H. The
356 natural history of insomnia: focus on prevalence and incidence of acute
357 insomnia. *J Psychiatr Res* 2012;46(10): 1278–85.
358 <https://doi.org/10.1016/j.jpsychires.2012.07.001>
- 359 8. Ohayon, M. M. Epidemiological Overview of sleep Disorders in the General
360 Population. *Sleep Med Res* 2011;1(1): 1-9.
- 361 9. Acquavella, J., Mehra, R., Bron, M., Suomi, J. M., & Hess, G. P. Prevalence of
362 narcolepsy and other sleep disorders and frequency of diagnostic tests from
363 2013-2016 in insured patients actively seeking care. *J Clin Sleep Med*
364 2020;16(8): 1255–63. <https://doi.org/10.5664/jcsm.8482>
- 365 10. Ohayon M. M. Epidemiology of insomnia: what we know and what we still
366 need to learn. *Sleep Med Rev* 2002;6(2): 97–111.
367 <https://doi.org/10.1053/smr.2002.0186>
- 368 11. Calem, M., Bisla, J., Begum, A., Dewey, M., Bebbington, P. E., Brugha, T.,
369 Cooper, C., Jenkins, R., Lindesay, J., McManus, S., Meltzer, H., Spiers, N.,
370 Weich, S., & Stewart, R. Increased prevalence of insomnia and changes in
371 hypnotics use in England over 15 years: analysis of the 1993, 2000, and 2007
372 National Psychiatric Morbidity Surveys. *Sleep* 2012;35(3): 377–84.
373 <https://doi.org/10.5665/sleep.1700>

- 374 12. Pallesen, S., Sivertsen, B., Nordhus, I. H., & Bjorvatn, B. A 10-year trend of
375 insomnia prevalence in the adult Norwegian population. *Sleep Med* 2014;15(2):
376 173–9. <https://doi.org/10.1016/j.sleep.2013.10.009>
- 377 13. Schlack, R., Hapke, U., Maske, U., Busch, M., & Cohrs, S. [Frequency and
378 distribution of sleep problems and insomnia in the adult population in
379 Germany: results of the German Health Interview and Examination Survey for
380 Adults (DEGS1)]. *Bundesgesundheitsblatt Gesundheitsforschung*
381 *Gesundheitsschutz* 2013;56(5-6): 740-8. [https://doi.org/10.1007/s00103-013-](https://doi.org/10.1007/s00103-013-1689-2)
382 1689-2
- 383 14. Leger, D., Guilleminault, C., Dreyfus, J. P., Delahaye, C., & Paillard, M.
384 Prevalence of insomnia in a survey of 12,778 adults in France. *J Sleep Res*
385 2000;9(1): 35–42. <https://doi.org/10.1046/j.1365-2869.2000.00178.x>
- 386 15. Itani, O., Kaneita, Y., Munezawa, T., Mishima, K., Jike, M., Nakagome, S.,
387 Tokiya, M., & Ohida, T. Nationwide epidemiological study of insomnia in
388 Japan. *Sleep Med* 2016;25: 130–8. <https://doi.org/10.1016/j.sleep.2016.05.013>
- 389 16. Ohayon, M. M., & Hong, S. C. Prevalence of insomnia and associated factors
390 in South Korea. *J Psychosom Res* 2002;53(1): 593–600.
391 [https://doi.org/10.1016/s0022-3999\(02\)00449-x](https://doi.org/10.1016/s0022-3999(02)00449-x)
- 392 17. Cho, Y. W., Shin, W. C., Yun, C. H., Hong, S. B., Kim, J., & Earley, C. J.
393 Epidemiology of insomnia in korean adults: prevalence and associated factors.
394 *J Clin Neurol* 2009;5(1): 20–3. <https://doi.org/10.3988/jcn.2009.5.1.20>
- 395 18. Jahrami, H., BaHammam, A. S., Bragazzi, N. L., Saif, Z., Faris, M., & Vitiello,
396 M. V. Sleep problems during the COVID-19 pandemic by population: a
397 systematic review and meta-analysis. *J Clin Sleep Med* 2021;17(2): 299–313.
398 <https://doi.org/10.5664/jcsm.8930>
- 399 19. Morin, C. M., Bélanger, L., LeBlanc, M., Ivers, H., Savard, J., Espie, C. A.,
400 Mérette, C., Baillargeon, L., & Grégoire, J. P. The natural history of insomnia:
401 a population-based 3-year longitudinal study. *Arch Intern Med* 2009;169(5):
402 447–453. <https://doi.org/10.1001/archinternmed.2008.610>
- 403 20. Drake, C. L., Roehrs, T., & Roth, T. Insomnia causes, consequences, and
404 therapeutics: an overview. *Depress Anxiety* 2003;18(4): 163–76.
405 <https://doi.org/10.1002/da.10151>
- 406 21. Janson, C., Lindberg, E., Gislason, T., Elmasry, A., & Boman, G. Insomnia in
407 men-a 10-year prospective population-based study. *Sleep* 2001;24(4): 425–30.
408 <https://doi.org/10.1093/sleep/24.4.425>
- 409 22. Qaseem, A., Kansagara, D., Forcica, M. A., Cooke, M., Denberg, T. D., &
410 Clinical Guidelines Committee of the American College of Physicians.
411 Management of Chronic Insomnia Disorder in Adults: A Clinical Practice
412 Guideline From the American College of Physicians. *Ann Intern Med*
413 2016;165(2): 125–33. <https://doi.org/10.7326/M15-2175>
- 414 23. Riemann, D., Baglioni, C., Bassetti, C., Bjorvatn, B., Dolenc Groseelj, L., Ellis,
415 J. G., Espie, C. A., Garcia-Borreguero, D., Gjerstad, M., Gonçalves, M.,
416 Hertenstein, E., Jansson-Fröjmark, M., Jennum, P. J., Leger, D., Nissen, C.,
417 Parrino, L., Paunio, T., Pevernagie, D., Verbraecken, J., Weeß, H. G., ...
418 Spiegelhalter, K. European guideline for the diagnosis and treatment of
419 insomnia. *J Sleep Res* 2017;26(6): 675–700. <https://doi.org/10.1111/jsr.12594>
- 420 24. Sateia M. J. International classification of sleep disorders-third edition:
421 highlights and modifications. *Chest* 2014;146(5): 1387–94.
422 <https://doi.org/10.1378/chest.14-0970>

- 423 25. Population Data of Statistical Yearbooks. [Retrieved 23 Aug 2022 from
424 <https://jumin.mois.go.kr>]
- 425 26. Billioti de Gage, S., Pariente, A., & Bégaud, B. Is there really a link between
426 benzodiazepine use and the risk of dementia? *Expert Opin Drug Saf*
427 2015;14(5): 733–47. <https://doi.org/10.1517/14740338.2015.1014796>
- 428 27. French, D. D., Spehar, A. M., Campbell, R. R., Palacios, P., Coakley, R. W.,
429 Coblio, N., Angaran, D. M. Outpatient Benzodiazepine Prescribing, Adverse
430 Events, and Costs. In K. Henriksen, J. B. Battles, E. S. Marks, & D. I. Lewin
431 (Eds.), *Advances in Patient Safety: From Research to Implementation* (Volume
432 1: Research Findings). Rockville (MD): Agency for Healthcare Research and
433 Quality (US); 2005 Feb. <https://www.ncbi.nlm.nih.gov/pubmed/21249782>
- 434 28. Gray, S. L., Dublin, S., Yu, O., Walker, R., Anderson, M., Hubbard, R. A.,
435 Crane, P. K., & Larson, E. B. Benzodiazepine use and risk of incident dementia
436 or cognitive decline: prospective population-based study. *BMJ* 2016;352: i90.
437 <https://doi.org/10.1136/bmj.i90>
- 438 29. Sadock BJ, S. V., Ruiz P. Kaplan & Sadock's Synopsis of Psychiatry. *Wolters*
439 *Kluwer* 2015.
- 440 30. Neuropsychiatry, T. S. o. K. M. Insomnia Disorder: Clinical Practice Guideline
441 of Korean Medicine (2.0 ed.) *National Institute for Korean Medicine*
442 *Development* 2021.
- 443 31. Buysse, D. J., Reynolds, C. F., 3rd, Kupfer, D. J., Thorpy, M. J., Bixler, E.,
444 Manfredi, R., Kales, A., Vgontzas, A., Stepanski, E., & Roth, T. Clinical
445 diagnoses in 216 insomnia patients using the International Classification of
446 Sleep Disorders (ICSD), DSM-IV and ICD-10 categories: a report from the
447 APA/NIMH DSM-IV Field Trial. *Sleep* 1994;17(7): 630–7.
448 <https://doi.org/10.1093/sleep/17.7.630>
- 449 32. Mogavero, M. P., DelRosso, L. M., Fanfulla, F., Bruni, O., & Ferri, R. Sleep
450 disorders and cancer: State of the art and future perspectives. *Sleep Med Rev*
451 2021;56: 101409. <https://doi.org/10.1016/j.smr.2020.101409>
- 452 33. Muscogiuri, G., Barrea, L., Annunziata, G., Di Somma, C., Laudisio, D., Colao,
453 A., & Savastano, S. Obesity and sleep disturbance: the chicken or the egg? *Crit*
454 *Rev Food Sci Nutr* 2019;59(13): 2158–65.
455 <https://doi.org/10.1080/10408398.2018.1506979>
- 456 34. Shen, Y., & Liu, C. F. Sleep Disorders in Parkinson's Disease: Present Status
457 and Future Prospects. *Chin Med J* 2018;131(8): 883–5.
458 <https://doi.org/10.4103/0366-6999.229903>
- 459 35. Marvaldi, M., Mallet, J., Dubertret, C., Moro, M. R., & Guessoum, S. B.
460 Anxiety, depression, trauma-related, and sleep disorders among healthcare
461 workers during the COVID-19 pandemic: A systematic review and meta-
462 analysis. *Neurosci Biobehav Rev* 2021;126: 252–64.
463 <https://doi.org/10.1016/j.neubiorev.2021.03.024>
- 464 36. Vgontzas, A. N., Fernandez-Mendoza, J., Liao, D., & Bixler, E. O. Insomnia
465 with objective short sleep duration: the most biologically severe phenotype of
466 the disorder. *Sleep Med Rev* 2013;17(4): 241–54.
467 <https://doi.org/10.1016/j.smr.2012.09.005>
- 468 37. Sateia, M. J., Buysse, D. J., Krystal, A. D., Neubauer, D. N., & Heald, J. L.
469 Clinical Practice Guideline for the Pharmacologic Treatment of Chronic
470 Insomnia in Adults: An American Academy of Sleep Medicine Clinical
471 Practice Guideline. *J Clin Sleep Med* 2017;13(2): 307–49.
472 <https://doi.org/10.5664/jcsm.6470>

- 473 38. Zeng, L. N., Zong, Q. Q., Yang, Y., Zhang, L., Xiang, Y. F., Ng, C. H., Chen,
474 L. G., & Xiang, Y. T. Gender Difference in the Prevalence of Insomnia: A
475 Meta-Analysis of Observational Studies. *Front Psychiatry* 2020;11: 577429.
476 <https://doi.org/10.3389/fpsy.2020.577429>
- 477 39. Murtagh, K. N., & Hubert, H. B. Gender differences in physical disability
478 among an elderly cohort. *Am J Public Health* 2004;94(8): 1406–11.
479 <https://doi.org/10.2105/ajph.94.8.1406>
- 480 40. Krishnan, V., & Collop, N. A. Gender differences in sleep disorders. *Curr Opin*
481 *Pulm Med* 2006;12(6): 383–9.
482 <https://doi.org/10.1097/01.mcp.0000245705.69440.6a>
- 483 41. Theorell-Haglöw, J., Miller, C. B., Bartlett, D. J., Yee, B. J., Openshaw, H. D.,
484 & Grunstein, R. R. Gender differences in obstructive sleep apnoea, insomnia
485 and restless legs syndrome in adults - What do we know? A clinical update.
486 *Sleep Med Rev* 2018;38: 28–38. <https://doi.org/10.1016/j.smrv.2017.03.003>
- 487 42. Roepke, S. K., & Ancoli-Israel, S. Sleep disorders in the elderly. *Indian J Med*
488 *Res* 2010;131: 302–10.
- 489 43. Tatineny, P., Shafi, F., Gohar, A., & Bhat, A. Sleep in the Elderly. *Mo Med*
490 2020;117(5): 490–5.
- 491 44. Ohayon, M. M., Carskadon, M. A., Guilleminault, C., & Vitiello, M. V. Meta-
492 analysis of quantitative sleep parameters from childhood to old age in healthy
493 individuals: developing normative sleep values across the human lifespan.
494 *Sleep* 2004;27(7): 1255–73. <https://doi.org/10.1093/sleep/27.7.1255>
- 495 45. Van Cauter, E., Leproult, R., & Plat, L. Age-related changes in slow wave sleep
496 and REM sleep and relationship with growth hormone and cortisol levels in
497 healthy men. *JAMA* 2000;284(7): 861–8.
498 <https://doi.org/10.1001/jama.284.7.861>
- 499 46. Dijk, D. J., Duffy, J. F., Riel, E., Shanahan, T. L., & Czeisler, C. A. Ageing and
500 the circadian and homeostatic regulation of human sleep during forced
501 desynchrony of rest, melatonin and temperature rhythms. *J Physiol* 1999;516
502 (Pt 2): 611–27. <https://doi.org/10.1111/j.1469-7793.1999.0611v.x>
- 503 47. Fung, M. M., Peters, K., Redline, S., Ziegler, M. G., Ancoli-Israel, S., Barrett-
504 Connor, E., Stone, K. L., & Osteoporotic Fractures in Men Research Group.
505 Decreased slow wave sleep increases risk of developing hypertension in elderly
506 men. *Hypertension* 2011;58(4): 596–603.
507 <https://doi.org/10.1161/HYPERTENSIONAHA.111.174409>
- 508 48. Gottlieb, D. J., Yenokyan, G., Newman, A. B., O'Connor, G. T., Punjabi, N.
509 M., Quan, S. F., Redline, S., Resnick, H. E., Tong, E. K., Diener-West, M., &
510 Shahar, E. Prospective study of obstructive sleep apnea and incident coronary
511 heart disease and heart failure: the sleep heart health study. *Circulation*
512 2010;122(4): 352–60.
513 <https://doi.org/10.1161/CIRCULATIONAHA.109.901801>
- 514 49. Gulia, K. K., & Kumar, V. M. Sleep disorders in the elderly: a growing
515 challenge. *Psychogeriatrics* 2018;18(3): 155–65.
516 <https://doi.org/10.1111/psyg.12319>
- 517 50. Lindam, A., Jansson, C., Nordenstedt, H., Pedersen, N. L., & Lagergren, J. A
518 population-based study of gastroesophageal reflux disease and sleep problems
519 in elderly twins. *PloS One* 2012;7(10): e48602.
520 <https://doi.org/10.1371/journal.pone.0048602>
- 521 51. Moraes, W., Piovezan, R., Poyares, D., Bittencourt, L. R., Santos-Silva, R., &
522 Tufik, S. Effects of aging on sleep structure throughout adulthood: a

- 523 population-based study. *Sleep Med* 2014;15(4): 401–9.
524 <https://doi.org/10.1016/j.sleep.2013.11.791>
- 525 52. Medicine, A. A. o. S. Insomnia. in: International Classification of Sleep
526 Disorders (M. Sateia, Ed.). *American Association of Sleep Medicine* 2014.
- 527 53. Chung, S., Cho, S. W., Jo, M. W., Youn, S., Lee, J., & Sim, C. S. The
528 Prevalence and Incidence of Insomnia in Korea during 2005 to 2013.
529 *Psychiatry Investig* 2020;17(6): 533–40. <https://doi.org/10.30773/pi.2019.0218>
- 530 54. Son, C., Lim, Y., Lee, Y. et al. Analysis of Medical Services for Insomnia in
531 Korea: A Retrospective, Cross-Sectional Study Using the Health Insurance
532 Review and Assessment Claims Data. *Healthcare* 2022;10(1): 7.
533 <https://doi.org/10.3390/healthcare10010007>
- 534 55. Hillman, D., Mitchell, S., Streatfeild, J., Burns, C., Bruck, D., & Pezzullo, L.
535 The economic cost of inadequate sleep. *Sleep* 2018;41(8): 7.
536 [10.1093/sleep/zsy083](https://doi.org/10.1093/sleep/zsy083). <https://doi.org/10.1093/sleep/zsy083>
- 537 56. Walsh, J. K., & Engelhardt, C. L. The direct economic costs of insomnia in the
538 United States for 1995. *Sleep* 1999;22: S386–S393.
- 539 57. Wickwire, E. M., Shaya, F. T., & Scharf, S. M. Health economics of insomnia
540 treatments: The return on investment for a good night's sleep. *Sleep Med Rev*
541 2016;30: 72–82. <https://doi.org/10.1016/j.smrv.2015.11.004>
- 542 58. Seockhoon Chung, S. K., T Kim, et al. Korean version of insomnia clinical
543 practice guideline: Diagnosis and treatment of insomnia. *Korean*
544 *NeuroPsychiatric Association* 2019.

545 Table 1. Basic characteristics of study population

	Total	Men	Women
N*	7,467,730	3,015,102 (40.3%)	4,452,628 (59.62%)
Age	53.5 ± 18.0	52.3 ± 18.2	54.3 ± 17.7
Age group			
≤10	73,056 (1.0%)	41,865 (1.4%)	31,191 (0.7%)
10<, 20	199,552 (2.7%)	95,179 (3.2%)	104,373 (2.3%)
20<, 30	630,869 (8.4%)	268,313 (8.9%)	362,556 (8.1%)
30<, 40	885,756 (11.9%)	389,187 (12.9%)	496,569 (11.2%)
40<, 50	1,288,480 (17.3%)	526,319 (17.5%)	762,161 (17.1%)
50<, 60	1,644,936 (22.0%)	626,554 (20.8%)	1,018,382 (22.9%)
60<, 70	1,319,966 (17.7%)	533,208 (17.7%)	786,758 (17.7%)
70<	1,425,115 (19.1%)	534,477 (17.7%)	890,638 (20.0%)

546 Data are represented as number and proportion (%) or mean ± standard deviation.

547 * Proportion was calculated using rows.

Table 2. Use of medical services by sex

Variables	Total	Male	Female	p-value
Total number of medical visits	86,242,369	32,983,344	53,259,025	
Number of medical visits per patient	11.5 (± 26.6)	10.9 (± 25.4)	11.7 (± 27.4)	<0.0001
Type of medical service				
Korean medicine	8,323,747 (9.7%)	2,257,536 (6.8%)	6,066,211 (11.4%)	<0.0001
Western medicine	77,918,622 (90.3%)	30,725,808 (93.2%)	47,192,814 (88.6%)	
Type of medical visit				
Inpatient admission	2,488,588 (2.9%)	1,478,311 (4.5%)	1,010,277 (1.9%)	<0.0001
Outpatient visit	83,753,781 (97.1%)	31,505,033 (95.5%)	52,248,748 (98.1%)	
Medical expenses per visit				
Total medical expenses	71,931 (± 372,377)	91,654 (± 453,808)	59,716 (± 310,819)	<0.0001
Patient charge	12,785 (± 56,287)	14,697 (± 63,616)	11,601 (± 51,188)	<0.0001
Drug prescription fee	11,629 (± 161,062)	12,651 (± 244,311)	10,996 (± 71,006)	<0.0001
Medical expenses per patient				
Total medical expenses	830,707 (± 4,595,063)	1,002,640 (± 5,476,533)	714,282 (± 3,881,934)	<0.0001
Patient charge	147,655 (714,887)	160,782 (± 792,815)	138,765 (± 138,765)	<0.0001
Medication prescription fee	134,300 (± 929,518)	138,394 (± 1,107,515)	131,528 (± 786,423)	<0.0001

Data are represented as number and proportion (%) or mean ± standard deviation.

Figure legends

Figure 1. Distribution by type of sleep disorder according to ICSD-3 classification

Figure 2. Annual prevalence of sleep disorders for ten years by sex (2011–2020)

Figure 3. Annual use of medical services for sleep disorders by sex (2011–2020)

Figure 4. Medication prescriptions for sleep disorders by medical type

Supplementary figure 1. Treatment prescriptions of Korean medicine, excluding herbal medicine

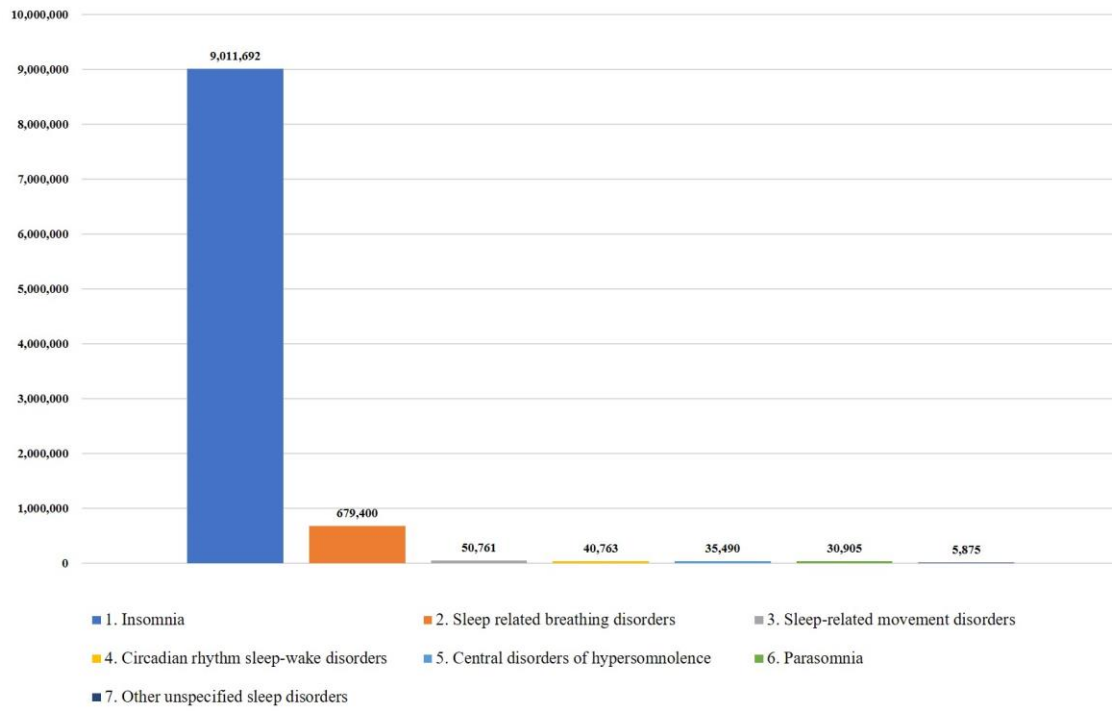


Figure 1. Distribution by type of sleep disorder according to ICSID-3 classification

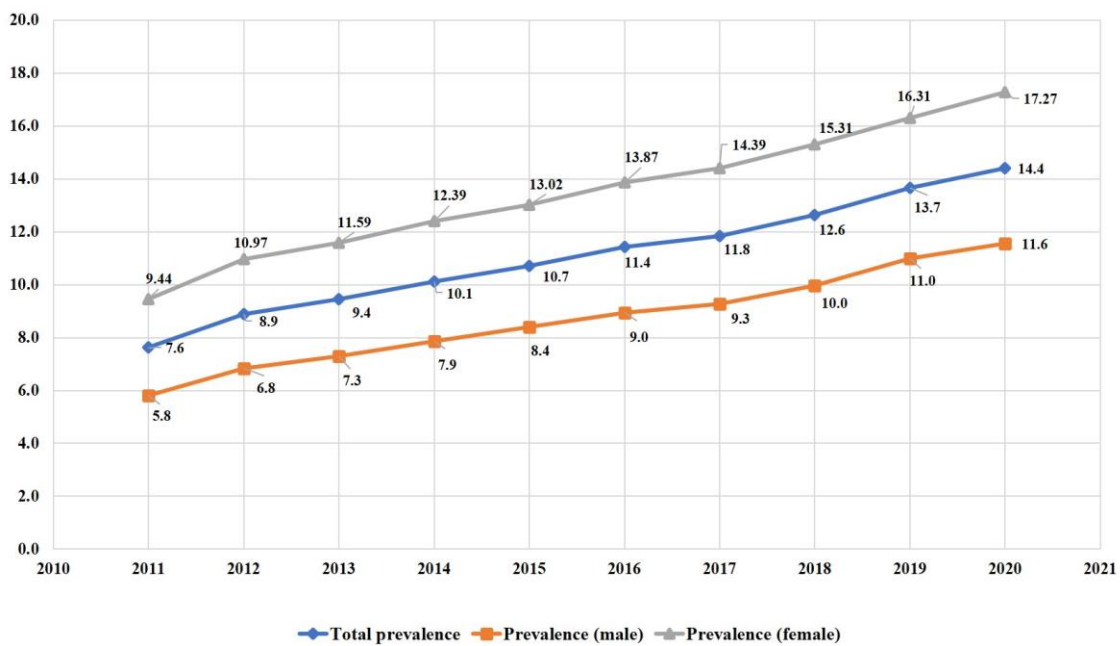


Figure 2. Annual prevalence of sleep disorders for ten years by sex (2011–2020)

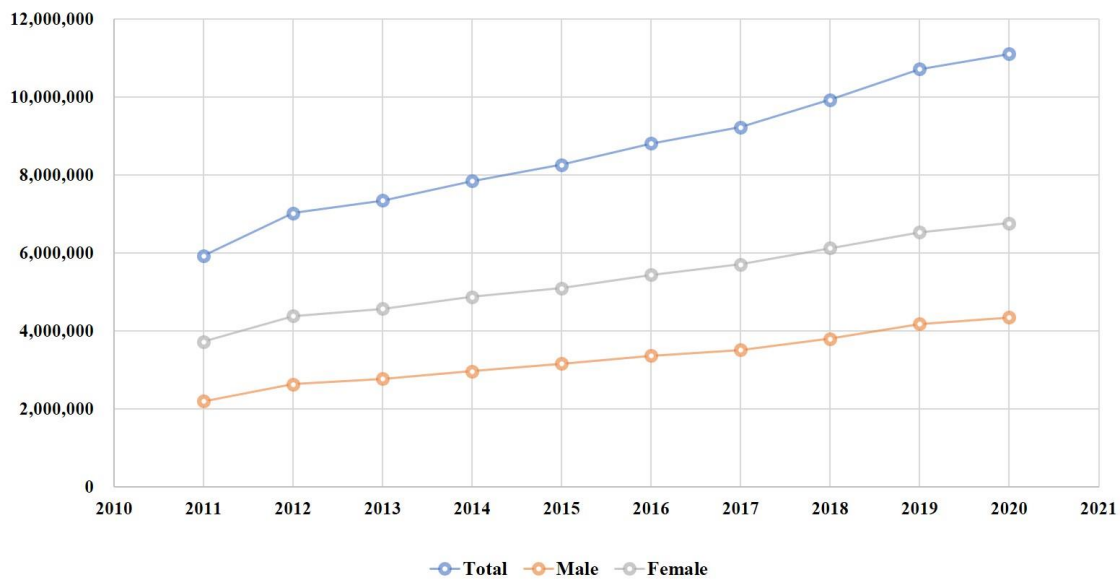


Figure 3. Annual use of medical services for sleep disorders by sex (2011–2020)

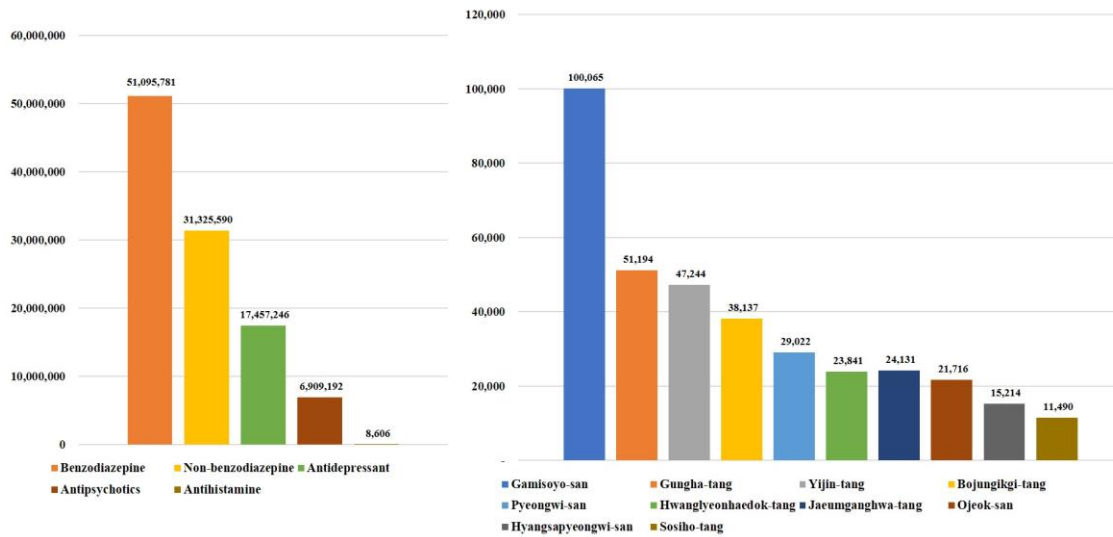


Figure 4. Medication prescriptions for sleep disorders by medical type