

1 **Preparing correctional settings for the next pandemic: a modelling study of COVID-19**
2 **outbreaks in two high-income countries**

3

4 Jisoo A. Kwon¹, Neil A. Bretaña², Nadine Kronfli^{3,4}, Camille Dussault³ Luke Grant⁵, Jennifer
5 Galouzis⁵, Wendy Hoey⁶, James Blogg⁶, Andrew R. Lloyd¹, Richard T. Gray¹

6

7 1. Kirby Institute, UNSW Sydney, New South Wales, Australia

8 2. University of South Australia, Australia

9 3. Research Institute of the McGill University Health Centre, Montreal, Quebec, Canada

10 4. McGill University Health Centre, Montreal, Quebec, Canada

11 5. Corrective Services NSW, Australia

12 6. Justice Health Forensic Mental Health Network NSW, Australia

13

14 **Correspondence to:**

15 Dr Jisoo Amy Kwon

16 Surveillance Evaluation and Research Program

17 The Kirby Institute

18 UNSW Sydney

19 Sydney NSW 2052

20 Australia

21 akwon@kirby.unsw.edu.au

22 Phone: +61-2 9385 0900 Fax: +61-2 9385 0920

23

24

25 **Article Summary Line:** High vaccination coverage is required to eliminate the risk of an
26 outbreak in prisons

27 **Running title:** Modelling COVID-19 transmission in prison settings

28 **Keywords:** COVID-19, SARS-CoV-2, modelling, prison, Australia, Canada

29

30 **Abstract word count:** 150/150

31 **Manuscript word count:** 4400

32

33

34

35

36

37 **Abstract**

38 Correctional facilities are high-priority settings for coordinated public health responses to the
39 COVID-19 pandemic. These facilities are at high risk of disease transmission due to close
40 contacts between people in prison and with the wider community. People in prison are also
41 vulnerable to severe disease given their high burden of co-morbidities. We developed a
42 mathematical model to evaluate the effect of various public health interventions, including
43 vaccination, on the mitigation of COVID-19 outbreaks, applying it to prisons in Australia and
44 Canada. We found that, in the absence of any intervention, an outbreak would occur and
45 infect almost 100% of people in prison within 20 days of the index case. However, the rapid
46 rollout of vaccines with other non-pharmaceutical interventions would almost eliminate the
47 risk of an outbreak. Our study highlights that high vaccination coverage is required for
48 variants with high transmission probability to completely mitigate the outbreak risk in
49 prisons.

50

51

52 **Introduction**

53 Since the start of the COVID-19 pandemic in early 2020, correctional facilities around the
54 world have experienced significant outbreaks of SARS-CoV-2 [1-5]. Such facilities
55 (including gaols/jails, prisons, and other custodial settings), termed here “prisons”, are
56 vulnerable to outbreaks of SARS-CoV-2 and other highly transmissible respiratory infections
57 due to their congregate nature with unavoidable close contact between people. People in
58 prison are particularly vulnerable to severe COVID-19 given the higher prevalence of co-
59 morbidities and poorer social determinants of health compared to the general population [2,
60 6, 7]. Prisons’ enclosed environments mean that SARS-CoV-2 can easily spread between
61 people in prison, correctional and healthcare staff (for an Australian prison setting and this
62 terminology will be used throughout the manuscript)/correctional employees (in a Canadian
63 prison setting), and visitors. The transfer of people in prison between correctional facilities
64 and into the community can also fuel outbreaks in other facilities and into surrounding
65 communities [8]. Prisons are therefore high-priority settings for coordinated public health
66 responses to the COVID-19 pandemic and future outbreaks of other respiratory infections [3,
67 9-12]. However, the response to COVID-19 in prisons has been hampered due to limited
68 access and use of personal protective equipment (PPE) in resource limited settings, poorer
69 access and delay to the vaccination and vaccine hesitancy, security and logistical constraints,
70 frequent movement of people between correctional settings, and the continuous entry and exit
71 of people into the prison [13-17]. Correctional settings, therefore, require system-level and
72 evidence-based responses [18, 19].

73 There have been several modelling studies evaluating the potential impact of prison-specific
74 interventions to mitigate COVID-19 outbreaks in correctional settings. It was estimated that a
75 large COVID-19 outbreak would be expected in prisons without both non-pharmaceutical
76 interventions (NPIs) such as the use of PPE for people in prison and staff, decarceration of

77 people in prison, quarantine at reception, isolation of people who are infected with COVID-
78 19, and vaccination [20-24], particularly with delta and omicron variants [25-27], resulting in
79 significant mortality [28]. These models, however, did not consider the heterogeneous
80 transmission network inside prisons, the characteristics of the population (among whom there
81 is an increased risk of severe disease), and, for the most part, failed to use real-world data for
82 calibration. These previous studies also neglected to focus on the combination of public
83 health interventions that could potentially mitigate COVID-19 outbreaks. To our knowledge,
84 this is the first study which has sought to model a combination of intervention strategies
85 using models validated with ‘real-world’ data. In this study, we aimed to develop a COVID-
86 19 model for two high-income prison settings in Australia and Canada and validate the model
87 outputs against outbreak data from these two settings, and sought to evaluate the potential
88 impact of various intervention scenarios in averting cases and morbidity.

89

90

91 **Methods**

92 We previously developed a COVID-19 Incarceration model by expanding on an existing
93 spreadsheet model originally developed by Recidiviz (<https://www.recidiviz.org>) [29] to
94 capture additional complex features within prison environments, to reflect the mixing patterns
95 between people in prison and correctional and healthcare staff, and to model a broad range of
96 interventions and mitigation strategies for COVID-19 outbreaks. The model is publicly
97 available under an open-access license (GNU General Public License, Version 3) via GitHub
98 [30] along with a user manual. This study was approved by the Human Research Ethics
99 Committee at the University of New South Wales Sydney, Australia (HC200780). No

100 additional approval from the McGill University Health Centre Research Ethics Board was
101 necessary for the Canadian dataset as it was publicly available.

102 Settings for the Australian and Canadian prisons

103 The Australian prison is a maximum-level quarantine prison with approximately 1,000 adult
104 men (>18 years old). The Canadian prison is the largest provincial prison in Quebec, where it
105 was the epicenter of the SARS-CoV-2 epidemic, with a capacity of 1,400 adult men (>18
106 years old) [31, 32]. Both prisons experienced SARS-CoV-2 outbreaks while multiple non
107 pharmaceutical interventions (NPIs) were in place, but prior to a vaccine being available. A
108 more detailed explanation of COVID-19 outbreaks in both prisons and interventions
109 implemented will be explained later.

110 Model structure

111 The scenarios and structures of the model were informed by a reference group drawn from
112 both healthcare and correctional organizations. A detailed explanation of the model structure
113 is available elsewhere [33]. Here we provide a summary and focus on the intervention
114 scenarios investigated in the two settings. Briefly, the model is compartmental and
115 implemented in Microsoft Excel (Redmond, WA). The model includes compartments
116 representing the number of people in prison and staff who are susceptible, exposed,
117 infectious, have mild illness, severe illness, are hospitalized, and recovered, with the number
118 of deaths and new infections calculated daily (Figure 1). The model incorporates potential
119 virus transmission between people in prison, correctional and healthcare staff, and visitors. It
120 allows the designation of the prevalence of vulnerabilities in the population which could lead
121 to severe COVID-19 disease, varied numbers of close contacts, and the daily intake and
122 release of people in prison. People in prison are grouped by age in the model with a certain
123 proportion in each age group considered ‘vulnerable’ to severe COVID-19 (classified as a

124 patient of concern). Seven age-group cohorts were used for people in prison (0-19, 20-44, 45-
125 54, 55-64, 65-74, 75-84, and 85+ years of age). The model incorporated the probability of
126 showing symptoms, being hospitalized, and moving to critical or intensive care among those
127 hospitalized (Table 1). Age-specific infection fatality rates were specified for each age group.
128 As people in prison enter the prison, they are allocated to each age group based on the age
129 distribution of the people currently incarcerated. The model is implemented in a difference
130 equation framework with the number of people in each compartment updated daily over 120
131 days. The model tracks people in prison who enter the prison either through reception or via
132 transfer from another correctional setting, the daily number of visitors, and correctional and
133 healthcare staff working at the site. People in prison leave the model population to reflect the
134 number that are released after the end of their sentence or released early as a public health
135 mitigation measure. We assumed symptomatic people in prison were not released until
136 recovered. Staff are assumed to attend the prison site every day. Individuals from the
137 community can visit the site every day to represent family visitors, but they are assumed to
138 only have a limited number of contacts each visit (with a family member in prison and
139 correctional staff).

140 The COVID-19 progression rates were based on published data. The transmission of COVID-
141 19 from infected to susceptible people per close contact with an infectious person had a value
142 of 0.05 for the alpha variant [34], a value based on epidemics in Wuhan, China, accounting
143 for different contacts through school, home, work and other contacts. While distance used for
144 a close contact varies internationally, for the purposes of our analyses, we defined a close
145 contact to be a distance of less than 1.5 meters for longer than 15 minutes. We assumed the
146 transmission probability was 1.5 times higher for the delta variant [35], and two times higher
147 for the omicron variant, compared to the alpha variant [26, 27]. This transmission probability
148 was adjusted to reflect the variable of susceptibility by age, the use of PPE (including masks,

149 hand washing, and personal hygiene measures) and disease stage (Table 1). Viral shedding
150 during the course of infection was considered to be low during the exposed stage [36], and
151 hospitalized patients (assumed to be isolated) and healthcare workers were assumed to always
152 wear PPE (assumed to be 1 in the ‘Infectious’ stage and from 0 ‘Exposure’ to 0.8 among
153 healthcare staff (Table 1)). The number of contacts is specified in the model for each
154 population group, and we assumed homogeneous mixing within the modelled prison setting.
155 The effect of vaccination in preventing transmission and reducing hospitalization among
156 people in prison and staff receiving the first and second dose is detailed in Table 1.

157 Interventions incorporated into the model

158 The effects of five intervention strategies to reduce the risk of COVID-19 transmission were
159 incorporated into the model (Figure 2). All NPIs are delineated in light pink and vaccination
160 in dark orange. These include: 1. Deferred incarceration or early release of people in prison
161 (decarceration), 2. Use of PPE by staff or people in prison, including gloves and masks, 3.
162 Quarantine of new people in prison at reception (assumed quarantine for 14 days for all
163 newly admitted people in prison in single cells (preferred) or in groups (if quarantine capacity
164 is limited), 4. Isolation of people in prison with suspected or proven infection (assumed
165 isolation for 14 days), and 5. Vaccination of people in prison and staff. Each intervention was
166 simulated individually or in combination (combining interventions from 1 to 4) for NPIs, and
167 a combination of NPI with vaccination (combining interventions from 1 to 5).

168 Demographic data

169 We collected data regarding demographics and prison characteristics from Corrective
170 Services NSW (CSNSW) and the Justice Health & Forensic Mental Health Network
171 (JHFMHN) for the Australian prison and the Ministry of Public Security [37, 38] for the
172 Canadian prison. The number of contacts per person each day was estimated by the average

173 number of people in prison in each cell, yard capacity; the size of work, training, or exercise
174 groups; the number of patients each healthcare staff saw each day; the number of correctional
175 staff working each shift and attending change-over meetings; and by surveys of staff and
176 people in NSW prisons (collected separately and provided by CSNSW). Although staff work
177 in shifts, they were assumed to intermingle extensively during each shift resulting in a high
178 number of contacts and sufficient enough to transmit the virus during shifts. The number of
179 contacts per healthcare staff) was estimated from the number of patients seen per day. It was
180 assumed that 70-80% of healthcare staff have close contact with other correctional staff
181 (personal communication with CSNSW and JHFMHN reference group). As this information
182 was not available for the Canadian prison, we used similar intermingling and number of
183 contacts per inmate and staff as the Australian prison as both facilities have similar structures
184 and resources. We gathered all the detailed data explained above through consultation with
185 the reference group which was then incorporated into the parameters.

186 The Baseline scenario

187 The Australian prison experienced an outbreak with the delta variant from 11 August 2021
188 following multiple entries of infected inmates and staff. There were multiple NPIs in place at
189 the time of the outbreak including: decarceration of people in prison, reduction in contacts,
190 quarantine for 14 days at reception (entry), isolation of people in prison with suspected or
191 proven infection, PPE for people in prison and staff, and thermal screening of non-essential
192 staff and family visitors. Note that decarceration of people in prison in the Australian prison
193 strategy was existed but the population size was not changed during the outbreak of COVID-
194 19.

195 The Canadian prison experienced an outbreak during the early stages of the pandemic from
196 15 April 2020 when staff infected with the alpha variant entered the prison. Prior to this
197 outbreak, there were several NPIs already in place aimed at controlling the number of close

198 contacts each day, including: isolation among people in prison with suspected or proven
199 infection, cessation of all visitors, 14-day quarantine of newly incarcerated people, and the
200 distribution of PPE for all staff. Distribution of PPE to all people in prison was introduced in
201 this prison during the outbreak from 2 June 2020 onwards.

202 To correspond to what is believed to have occurred and set a ‘baseline scenario’ for both the
203 Australian and Canadian prison models (Figure 3), we used the prison-specific demographic
204 data as well as the interventions in place at the time of each prison’s first outbreak. No
205 vaccines were available in either prison at the time of the outbreak, however, vaccination
206 began in the Australian prison among people in prison and staff during the outbreak and it
207 likely contributed to mitigating the outbreak. In the Canadian prison, the first vaccine was
208 administered on April 30, 2021 (personal communication on 19 January 2022, CIUSSS du
209 Nord-de-l’Île-de-Montréal). A counterfactual ‘no-response’ scenario was run to see how
210 large the COVID-19 outbreak could have been with no interventions in place (Figure 3).

211 Applications of the model

212 *Scenarios simulated*

213 We simulated each model intervention separately (using scenarios 1 to 5) and in a
214 combination scenario for 120 days to project the potential epidemic of COVID-19 within
215 people in prison and staff. The number of hospital and intensive care unit (ICU) beds required
216 are estimated from the model.

217 For the vaccination scenarios, on the advice of the reference group for the Australian prison,
218 we assumed 50% of people in prison and 100% of staff were vaccinated (an estimate of the
219 likely achievable coverage as vaccination of staff was mandated in the prison system). We
220 assumed the same vaccination coverage among people in prison and staff in the Canadian
221 prison as this information was not available. For intervention scenarios, we used the beta

222 variant for both Australian and Canadian prisons to determine the impact of intervention
223 strategies in both prisons. We further simulated a vaccination scenario using the omicron
224 variant in both prisons to assess the possible impact of vaccination status in reducing
225 COVID-19 outbreaks for variants with a higher transmission probability (Appendix).

226

227 **Results**

228 **Model calibration and validation: impact of model assumptions in the Australian and** 229 **Canadian prisons**

230 Our model matched both the Australian and Canadian COVID-19 outbreaks well (Figure 3).
231 In the Australian prison, where all NPIs were in place before the outbreak, the infections
232 peaked on day 23 (Figure 3) with the first death from COVID-19 on day 26. The model
233 estimated that there would have been 850 cumulative infections over 120 days with 1.7% of
234 cases hospitalized at the peak of the infection (Table 2). In the Canadian prison, the infections
235 peaked on day 28, with the first death from COVID-19 on day 33. The model estimated that
236 there would have been 910 cumulative infections over 120 days with 80 people hospitalized
237 at the peak of the infection (Table 2). Although the modelled estimates were higher than the
238 number of people who were diagnosed with COVID-19 in the Canadian prison, we believe
239 that there were undiagnosed cases in the prison (personal communication on 28th July 2020,
240 CIUSSS du Nord-de-l'Île-de-Montréal). Therefore, the estimated modelling outbreak (blue
241 line) was used as the baseline to assess the impact of the interventions compared to the
242 baseline scenario.

243 **Absence of interventions**

244 Australian prison

245 Our model showed that, in the absence of any interventions (no response scenario, assuming
246 admissions and releases continue), almost 100% of people in prison would become infected
247 within 21 days of the outbreak, with 190 infections a day at the peak of the outbreak (day 14;
248 Table 2 and Figure 3). Within 120 days of the outbreak, a total of 180 deaths due to COVID-
249 19 were estimated (with deaths yet to plateau by 120 days; Table 2). At the peak of
250 prevalence, approximately 84% of correctional and 92% of healthcare staff would also be
251 infected and unable to attend work at the prison (Appendix, Figure A.1). Furthermore, our
252 model estimated that if no response were in place, 470 hospital including 70 ICU beds would
253 be needed at the peak of the outbreak in the local hospital facility (Table 2).

254 Canadian prison

255 For the following intervention scenarios in the Canadian prison, the delta variant was used to
256 ensure consistency with the Australian prison. The model showed that, in the absence of a
257 public health response (no response scenario), there would have been a large spike of
258 COVID-19 cases (assuming admissions and releases continue) with almost 100% of people in
259 prison becoming infected within 20 days (Figure 3). In this scenario, a total of 4,520 people
260 in prison and staff would be infected during 120 days of an outbreak, with 160 deaths (Table
261 2). At the peak of the prevalence among people in prison, 94% of correctional and 83% of
262 healthcare staff would also be infected and unable to attend work at the prison (Appendix
263 A.1). Our model estimated that if no response were in place, 320 hospital including 50 ICU
264 beds would be needed at the peak of the outbreak (Table 2).

265

266 **Interventions**

267 Australian prison

268 The model predicted that reducing the prison population size (decarceration) had the biggest
269 impact in reducing infections (among both people in prison and staff) in the Australian prison
270 (59% reduction in cumulative incidence), followed by isolation of people in prison (52%
271 reduction), PPE (11% reduction), and quarantine at reception (6% reduction in reception
272 prison) (Figure 4 (a), Table 2). The model also showed that each intervention would reduce
273 the number of occupied hospital and ICU beds (Table 2). In combination, the interventions
274 (baseline) led to a substantially reduced outbreak with 77% fewer infections during the 120-
275 day outbreak period compared to the no-response scenario (Figure 4 (a), Table 2).

276 Canadian prison

277 In the Canadian prison, decarceration also had the biggest impact in reducing cumulative
278 infection over 120 days (69% reduction), followed by PPE (17% reduction), quarantine at
279 reception (12% reduction), and isolation of people in prison (5% reduction) (Figure 4 (b),
280 Table 2). The impact of isolation was smaller in the Canadian prison than in the Australian
281 prison due to the reduced capacity for isolation and quarantine of people in prison (a
282 maximum of 100 inmates for isolation and 252 for quarantine in the Canadian prison
283 compared to a maximum of 900 for isolation and quarantine in the Australian prison). In the
284 baseline scenario, 80% of COVID-19 infections were averted compared to the no-response
285 scenario over 120 days (Figure 4 (b), Table 2).

286 Vaccination coverage among people in prison with/without NPIs

287 The model predicted immunization of people in prison and staff would have a substantial
288 impact on COVID-19 outbreaks. Ensuring at least 50% of people in prison are vaccinated
289 with 100% of staff fully vaccinated (following a mandate which occurred in Australia but not
290 in Canada) from day 0 in both prison settings would completely prevent an outbreak from
291 occurring if other NPIs remain in place during the 120-day outbreak period (Figure 4, Table

292 2). Our model predicted that 50% vaccination coverage among people in prison is not enough
293 to prevent COVID-19 outbreaks when transmission probability is high such as for the
294 omicron variant, which has twice the transmission probability of the alpha variant (Appendix
295 Figure A.2 & Figure A.3). Conversely, vaccinating 100% of people in prison and staff would
296 prevent COVID-19 outbreaks for both beta and omicron variants (Appendix Figure A.2 &
297 Figure A.3).

298 Coverage of vaccination among staff

299 Ensuring 100% of correctional and healthcare staff are fully vaccinated (defined as a
300 minimum of two doses of any mRNA vaccine) would mitigate transmission among staff even
301 without other NPIs ensuring there would be minimal impact on the workforce (with delta
302 variant, Appendix Figure A.4). In this scenario, almost 77% of the outbreaks among staff
303 would be reduced but would still occur among people in prison, with a slower growth rate
304 and a lower peak in daily infections, even if the outbreak was initiated by a staff member.

305

306 **Discussion**

307 We developed a mathematical model incorporating the infrastructure of prison settings,
308 COVID transmission, and disease dynamics. The model was used to assess combinations of
309 targeted public health strategies to illustrate epidemic patterns and the effect of prevention or
310 mitigation programs. The model can be readily adapted for application to different prison
311 settings and to other respiratory viruses with similar transmission patterns, and so could be
312 used for general pandemic preparedness in prison settings in the future. We applied the model
313 to two prisons in two high-income countries - Australia and Canada, including the key
314 characteristics of the prisons where real-world COVID-19 outbreaks occurred. Our model
315 showed that modelling outputs predicted the COVID-19 caseload well, and highlighted the

316 fact that there is a substantial risk of a major COVID-19 outbreak within prisons if an
317 infected person/staff enters in the absence of control measures. Most importantly, our model
318 demonstrated that NPI combined with vaccination (completely prevent an outbreak from
319 occurring) was the most effective interventions, followed by decarceration (59-69% reduction
320 in cumulative incidence over 120 days) in reducing COVID-19 outbreaks in prison settings.

321 The model showed that NPIs, and in particular, decarceration, can reduce the size of a
322 COVID-19 outbreak within prisons and substantially reduce associated morbidity and
323 mortality. Reducing the prison population size (decarceration), quarantine of people in prison
324 at reception, and isolation of symptomatic people in prison are designed to reduce close
325 contacts between infected and susceptible individuals—and essentially reduce the susceptible
326 population within a prison, while the widespread use of PPE and vaccination reduces the risk
327 of transmission during close contact. While these interventions are effective, our modelling
328 showed that an outbreak could still occur. Our findings are important for resource-limited
329 settings where access to vaccines in correctional settings may not available. For example, in
330 Cambodia, prison authorities were urged to take action to reduce COVID-19 outbreaks [39]
331 as the average prison occupancy was greater than three times its capacity. Hence, a decision
332 to release people from prison (primarily those who pose minimal risk to public safety) was
333 made to reduce overcrowding [39]. Reducing the number of people entering or leaving
334 prisons to minimize the change of the COVID-19 outbreaks was also introduced in NSW
335 prisons in the early outbreaks [40]

336 Where possible, vaccination of both people in prison and staff, combined with NPIs, will
337 mitigate all future outbreaks and should be prioritized in countries where this has not
338 occurred [41]. Our model highlighted that at the peak of prevalence among people in prison,
339 94% of correctional and 83% of healthcare staff would be infected and unable to attend work
340 at prison. The loss of correctional and healthcare staff in person due to COVID-19, not only

341 jeopardizes the safety and wellbeing of incarcerated individuals but also poses a significant
342 threat to the public health of the wider community, as the virus can easily spread beyond the
343 prison walls through staff members who may unknowingly carry the infection outside of the
344 facility. Additionally, the absence of correctional staff can lead to a breakdown of order and
345 security within the prison, making it more difficult to maintain the safety and rehabilitation of
346 people in prison. Thus, it is crucial to prioritize the health and safety of correctional staff in
347 order to ensure the overall well-being of both those incarcerated and the general public. It is
348 also important to note that maintaining a high level of booster uptake is essential to ensure the
349 immunity of both people in prison and staff in correctional settings which will help mitigate
350 the risk of new outbreaks occurring.

351 A recent modelling study in the United Kingdom assessed the impact of vaccination,
352 combined with various restriction levels (different rules in place to reduce close contacts
353 including opening of non-essential shops, retails, traveling throughout the country or abroad,
354 national lockdown), in reducing the number of people hospitalized and deaths due to COVID-
355 19 [42]. The model highlighted that even with low level restrictions, vaccination can prevent
356 number of people being hospitalized. The feasibility of achieving this comprehensive
357 approach will likely vary across prisons, depending on the available resources, health and
358 correctional infrastructure, and nature of operations within the facility. Another modelling
359 study also showed that the combination of NPIs and vaccination can prevent deaths due to
360 COVID-19, but required immense effort [20, 43]. For example, more than doubling of the
361 vaccination rate was needed to halve the deaths within 100 days [43]. Therefore, it is evident
362 that ongoing NPIs are needed in prison even if the vaccination rates are high, particularly
363 with the emergence of increasingly transmissible COVID-19 variants.

364 There are some limitations to our study. It is important to note that as our model is
365 compartmental, it does not capture all the complexities within a prison, or the specific

366 interactions between individuals. This means it may overestimate the magnitude of an
367 outbreak in a prison where the internal structure includes multiple wings and yards that can
368 be isolated from each other in the event of an outbreak. Our model is also deterministic which
369 means it does not capture probabilistic effects when the infection numbers are small. The
370 model describes the movement between quarantine and isolation and the general prison
371 population as an average rate equal to the inverse of the quarantine/isolation period. This
372 means that there can be a slow release of infected individuals from quarantine/isolation in the
373 model catalyzing an outbreak earlier than what might be expected. Depending on the
374 intervention parameters, these are shown as a delayed trajectory with a slightly lower peak.
375 However, people in prison in quarantine/isolation may still interact with staff, and exposed
376 individuals may be released at the end of their quarantine/isolation periods, meaning that this
377 slow spread of infection from quarantine/isolation is not unrealistic. Our model did not take
378 into account the reduction in population size resulting from policing and court orders during
379 COVID-19 outbreaks. For our next study, we plan to develop a more detailed individual-
380 based model that considers the movement of inmates between prisons and courts. Finally, our
381 model does not describe the impact of varied testing strategies for COVID-19.

382 Our study has several strengths. While our model was designed to investigate interventions
383 for SARS-CoV-2 transmission in prisons, its structure is flexible enough to consider other
384 respiratory infections in other closed population settings by changing the transmission
385 probability. It also ensures flexibility to define and assess different scenarios and a
386 combination of targeted public health strategies to illustrate epidemic patterns and the effect
387 of prevention or mitigation programs. Here, we focused on COVID-19 outbreaks in two
388 ‘real-world’ prison settings with intervention strategies to mitigate future outbreaks. Finally,
389 the Australian and Canadian prisons were both male prisons, however, model inputs were

390 based on published data for both females and males. Therefore, our findings are likely
391 generalizable to female prisons.

392 In conclusion, our analysis demonstrates that the entry of one infected person into prison is
393 sufficient to establish an outbreak, infecting almost all people in prison within 120 days in the
394 absence of an intervention. A high vaccination coverage, in combination with other NPIs,
395 would eliminate the risk of an outbreak in a prison, but the feasibility of these interventions
396 will depend on both the health and custodial infrastructure of the facility. Lessons learnt from
397 this study can be used to evaluate other respiratory viruses in congregate settings in the future.

398

399 **Acknowledgements**

400 JAK produced results, interpretation of findings, and wrote the manuscript; NAB provided
401 interpretation of findings and manuscript writing; NK assisted in data collection,
402 interpretation of findings, and manuscript writing; CD assisted in data collection,
403 interpretation of findings, and manuscript writing; LG led the study, providing oversight in
404 the design, implementation, interpretation of findings, and manuscript writing; JG, WH, and
405 JB assisted in data collection and editing the manuscript; ARL led the study, providing
406 oversight in the design, implementation, interpretation of findings, and manuscript writing;
407 RTG led the study, providing oversight in the design, implementation, interpretation of
408 findings, and manuscript writing. We acknowledge Nicola Archer-Faux from Department of
409 Communities and Justice, Kimberley Conlan from Corrective Services NSW, Joshua Taylor
410 from NSW health, Colette McGrath from Justice Health Forensic Mental Health Network
411 NSW, Kevin Corcoran from Corrective Services NSW, Andrew Warren and Justine Kunz
412 from the Recidiviz team, and David Boettiger from the Kirby Institute, UNSW for their input.

413

414 **Disclaimers**

415 This study was funded by Corrective Services NSW. The Kirby Institute is funded by the
416 Australian Government Department of Health and is affiliated with the Faculty of Medicine,
417 UNSW Sydney. The views expressed in this publication do not necessarily represent the
418 position of the Australian Government.

419

420 **Biographical Sketch**

421 Dr. Amy Kwon is a mathematical modeler (lecturer) in Sydney. Her main research focuses on
422 the development of mathematical models to understand the epidemiology of infectious

423 disease and predict the impact and cost-effectiveness of interventions. She also leads other
424 modelling projects to design intervention strategies and their impacts to assist governments in
425 making informed decisions that affect the annual budget and resource allocation.

426 **References**

427

- 428 1. The COVID PRISON PROJECT. *News about COVID-19 in Prisons across the World*.
429 [cited 2021 14 July]; Available from: [https://covidprisonproject.com/additional-](https://covidprisonproject.com/additional-resources/global-outbreaks/)
430 [resources/global-outbreaks/](https://covidprisonproject.com/additional-resources/global-outbreaks/).
- 431 2. Yang, H. and J.R. Thompson, *Fighting covid-19 outbreaks in prisons*. BMJ, 2020.
432 **369**: p. m1362.
- 433 3. Wang, E.A., B. Western, and D.M. Berwick, *COVID-19, Decarceration, and the Role*
434 *of Clinicians, Health Systems, and Payers: A Report From the National Academy of*
435 *Sciences, Engineering, and Medicine*. JAMA, 2020. **324**(22): p. 2257-2258.
- 436 4. Kronfli, N., et al., *Importance of occupation for SARS-CoV-2 seroprevalence and*
437 *COVID-19 vaccination among correctional workers in Quebec, Canada: A cross-*
438 *sectional study*. Front Public Health, 2022. **10**: p. 1021871.
- 439 5. Kronfli, N., et al., *Seroprevalence and Risk Factors for Severe Acute Respiratory*
440 *Syndrome Coronavirus 2 Among Incarcerated Adult Men in Quebec, Canada, 2021*.
441 Clin Infect Dis, 2022. **75**(1): p. e165-e173.
- 442 6. Dumont, D.M., et al., *Public health and the epidemic of incarceration*. Annu Rev
443 Public Health, 2012. **33**: p. 325-39.
- 444 7. Kinner, S.A., et al., *Prisoner and ex-prisoner health - improving access to primary*
445 *care*. Aust Fam Physician, 2012. **41**(7): p. 535-7.
- 446 8. Stanley, L.L., *Influenza at San Quentin Prison, California*. Public Health Reports
447 (1896-1970), 1919. **34**(19): p. 996-1008.

- 448 9. Kinner, S.A., et al., *Prisons and custodial settings are part of a comprehensive*
449 *response to COVID-19*. Lancet Public Health., 2020. **5**(4): p. e188-e189. doi:
450 10.1016/S2468-2667(20)30058-X. Epub 2020 Mar 17.
- 451 10. World Health Organization, *Preparedness, prevention and control of COVID-19 in*
452 *prisons and other places of detention: interim guidance*. 2021, World Health
453 Organization: Regional Office for Europe.
- 454 11. Centers for Disease Control and Prevention (CDC). *Interim guidance on management*
455 *of Coronavirus Disease 2019 (COVID-19) in correctional and detention facilities*.
456 2022 [cited 2022 30 August]; Available from:
457 [https://www.cdc.gov/coronavirus/2019-ncov/community/correction-](https://www.cdc.gov/coronavirus/2019-ncov/community/correction-detention/guidance-correctional-detention.html)
458 [detention/guidance-correctional-detention.html](https://www.cdc.gov/coronavirus/2019-ncov/community/correction-detention/guidance-correctional-detention.html).
- 459 12. Lopez, W.D., et al., *Preventing the Spread of COVID-19 in Immigration Detention*
460 *Centers Requires the Release of Detainees*. Am J Public Health, 2021. **111**(1): p. 110-
461 115.
- 462 13. Lessard, D., et al., *Barriers and facilitators to COVID-19 vaccine acceptability*
463 *among people incarcerated in Canadian federal prisons: A qualitative study*. Vaccine
464 X, 2022. **10**: p. 100150.
- 465 14. Ortiz-Paredes, D., et al., *Reasons for COVID-19 vaccine refusal among people*
466 *incarcerated in Canadian federal prisons*. PLoS One, 2022. **17**(3): p. e0264145.
- 467 15. Romanchuk, K., et al., *Determinants of SARS-CoV-2 vaccine willingness among*
468 *people incarcerated in 3 Canadian federal prisons: a cross-sectional study*. CMAJ
469 Open, 2022. **10**(4): p. E922-E929.
- 470 16. Zolotarova, T., et al., *Education increases COVID-19 vaccine uptake among people in*
471 *Canadian federal prisons in a prospective randomized controlled trial: The*
472 *EDUCATE study*. Vaccine, 2023. **41**(8): p. 1419-1425.

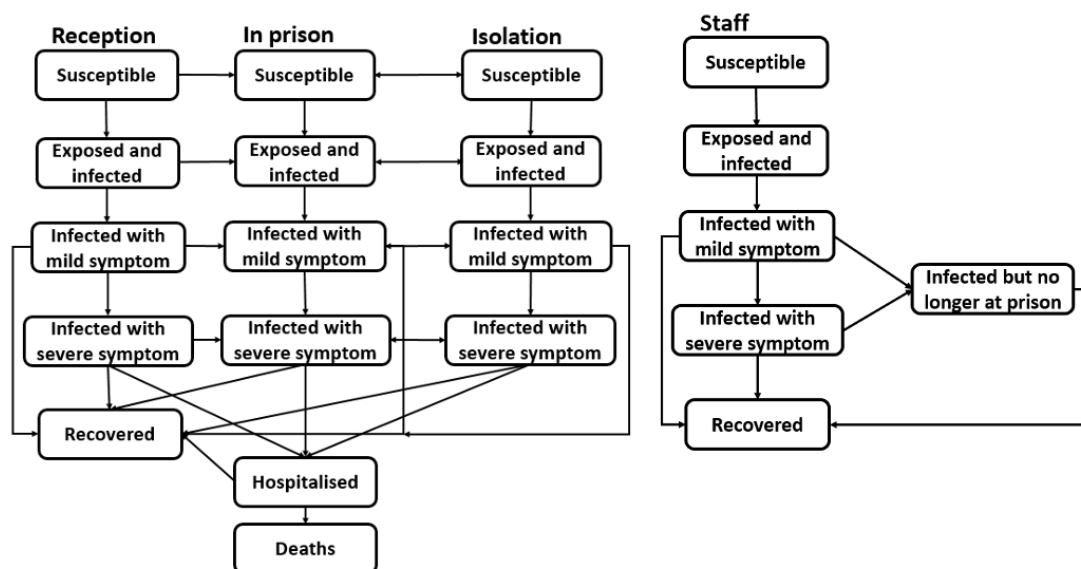
- 473 17. Justice Health and Forensic Mental Health Network. *In response to 'Prisoners being*
474 *denied vaccinations'*. 31 September 2021; Available from:
475 <https://www.justicehealth.nsw.gov.au/about-us/news-and-events/media-statements>.
- 476 18. World Health Organization, *Preparedness, prevention and control of COVID-19 in*
477 *prisons and other places of detention*. WHO: Denmark.
- 478 19. Duarte, C., et al., *COVID-19 outbreak in a state prison: a case study on the*
479 *implementation of key public health recommendations for containment and prevention*.
480 *BMC Public Health*, 2022. **22**(1): p. 977.
- 481 20. Ryckman, T., et al., *Outbreaks of COVID-19 variants in US prisons: a mathematical*
482 *modelling analysis of vaccination and reopening policies*. *Lancet Public Health*, 2021.
483 **6**(10): p. e760-e770.
- 484 21. Adiga, A., et al., *Mathematical Models for COVID-19 Pandemic: A Comparative*
485 *Analysis*. *J Indian Inst Sci*, 2020. **100**(4): p. 793-807.
- 486 22. Anastassopoulou, C., et al., *Data-based analysis, modelling and forecasting of the*
487 *COVID-19 outbreak*. *PLoS One*, 2020. **15**(3): p. e0230405.
- 488 23. Jewell, N.P., J.A. Lewnard, and B.L. Jewell, *Predictive Mathematical Models of the*
489 *COVID-19 Pandemic: Underlying Principles and Value of Projections*. *JAMA*, 2020.
490 **323**(19): p. 1893-1894.
- 491 24. Kucharski, A.J., et al., *Early dynamics of transmission and control of COVID-19: a*
492 *mathematical modelling study*. *Lancet Infect Dis*, 2020. **20**(5): p. 553-558.
- 493 25. Irvine, M., et al., *Modeling COVID-19 and Its Impacts on U.S. Immigration and*
494 *Customs Enforcement (ICE) Detention Facilities*, 2020. *J Urban Health*, 2020. **97**(4):
495 p. 439-447.
- 496 26. Yang, W. and L. Shaman, *SARS-CoV-2 transmission dynamics in South Africa and*
497 *epidemiological characteristics of the Omicron variant*. medRxiv, 2021.

- 498 27. Madewell, Z.J., et al., *Household Secondary Attack Rates of SARS-CoV-2 by Variant*
499 *and Vaccination Status: An Updated Systematic Review and Meta-analysis*. JAMA
500 Netw Open, 2022. **5**(4): p. e229317.
- 501 28. Lofgren, E., et al., *The Epidemiological Implications of Jails for Community,*
502 *Corrections Officer, and Incarcerated Population Risks from COVID-19*. medRxiv,
503 the preprint server for health sciences, 2021.
- 504 29. recidiviz. *COVID-19 Incarceration Model*. 2020 [cited 2020 March]; Available from:
505 <https://www.recidiviz.org/>.
- 506 30. Gray, R.T. and J.A. Kwon, *covid19-closed-pop-models*. 2021.
- 507 31. Gouvernement du Québec, *Étude des crédits 2019–2020*. 2019.
- 508 32. Gouvernement du Québec, *Nombre de cas dans les établissements de détention*. 2021.
- 509 33. Kwon, J.A., et al., *The COVID-19 Incarceration Model: a tool for corrective staff to*
510 *analyse COVID-19 outbreak strategies*. International Corrections & Prisons
511 Association (ICPA), 2021(12): p. 54-66.
- 512 34. Davies, N.G., et al., *Age-dependent effects in the transmission and control of COVID-*
513 *19 epidemics*. Nat Med, 2020. **26**(8): p. 1205-1211.
- 514 35. Davies, N.G., et al., *Estimated transmissibility and impact of SARS-CoV-2 lineage*
515 *B.1.1.7 in England*. Science, 2021. **372**(6538).
- 516 36. He, X., et al., *Temporal dynamics in viral shedding and transmissibility of COVID-19*.
517 Nat Med, 2020. **26**(5): p. 672-675.
- 518 37. Infocentre correctionnel, *Données issues du système DACOR*. 2020: Unpublished data.
- 519 38. *Système de gestion des visites et des effets de l'Établissement de détention de*
520 *Montréal*. 2020: Unpublished data.

- 521 39. Human Rights Watch. *Cambodia: Urgently Address Covid-19 Outbreak in Prisons.*
522 2021; Available from: <https://www.hrw.org/news/2021/05/23/cambodia-urgently->
523 [address-covid-19-outbreak-prisons.](https://www.hrw.org/news/2021/05/23/cambodia-urgently-address-covid-19-outbreak-prisons)
- 524 40. Blogg, J., et al., *Lessons learned from keeping NSW's prisons COVID-free.*
525 *International Journal of Prisoner Health*, 2021. **17**(3): p. 398-405.
- 526 41. Kronfli, N. and M.J. Akiyama, *Prioritizing incarcerated populations for COVID-19*
527 *vaccination and vaccine trials.* *EClinicalMedicine*, 2021. **31**: p. 100659.
- 528 42. Rinaldi, G., et al., *Epidemiological model based periodic intervention policies for*
529 *COVID-19 mitigation in the United Kingdom.* *Sci Rep*, 2022. **12**(1): p. 15660.
- 530 43. Xu, Z., B. Wu, and U. Topcu, *Control strategies for COVID-19 epidemic with*
531 *vaccination, shield immunity and quarantine: A metric temporal logic approach.*
532 *PLoS One*, 2021. **16**(3): p. e0247660.
- 533 44. Lauer, S.A., et al., *The Incubation Period of Coronavirus Disease 2019 (COVID-19)*
534 *From Publicly Reported Confirmed Cases: Estimation and Application.* *Ann Intern*
535 *Med*, 2020. **172**(9): p. 577-582.
- 536 45. World Health Organization, *Report of the WHO-China Joint Mission on Coronavirus*
537 *Disease 2019 (COVID-19).* 2020.
- 538 46. Linton, N.M., et al., *Incubation Period and Other Epidemiological Characteristics of*
539 *2019 Novel Coronavirus Infections with Right Truncation: A Statistical Analysis of*
540 *Publicly Available Case Data.* *J Clin Med*, 2020. **9**(2).
- 541 47. Australian Bureau of Statistics (ABS). *Causes of Death, Australia.* 2018 [cited 2020
542 1/10/2020]; Available from: [https://www.abs.gov.au/statistics/health/causes-](https://www.abs.gov.au/statistics/health/causes-death/causes-death-australia/latest-release)
543 [death/causes-death-australia/latest-release.](https://www.abs.gov.au/statistics/health/causes-death/causes-death-australia/latest-release)
- 544 48. Rabie, T. and V. Curtis, *Handwashing and risk of respiratory infections: a*
545 *quantitative systematic review.* *Trop Med Int Health*, 2006. **11**(3): p. 258-67.

- 546 49. Chu, D.K., et al., *Physical distancing, face masks, and eye protection to prevent*
547 *person-to-person transmission of SARS-CoV-2 and COVID-19: a systematic review*
548 *and meta-analysis*. Lancet, 2020. **395**(10242): p. 1973-1987.
- 549 50. Gostic, K., et al., *Estimated effectiveness of symptom and risk screening to prevent the*
550 *spread of COVID-19*. Elife, 2020. **9**.
- 551 51. Pouwels, K.B., et al., *Effect of Delta variant on viral burden and vaccine effectiveness*
552 *against new SARS-CoV-2 infections in the UK*. Nat Med, 2021. **27**(12): p. 2127-2135.
- 553 52. Peter Doherty Institute for Infection and Immunity, *Doherty modelling report for*
554 *National Cabinet 30 July 2021*. 2021.
- 555 53. Verity, R., et al., *Estimates of the severity of coronavirus disease 2019: a model-*
556 *based analysis*. Lancet Infect Dis, 2020. **20**(6): p. 669-677.
- 557 54. Ferguson, N.M., et al., *Report 9: Impact of non-pharmaceutical interventions (NPIs)*
558 *to reduce COVID-19 mortality and healthcare demand*. 2020, Imperial College
559 London.
- 560
- 561
- 562

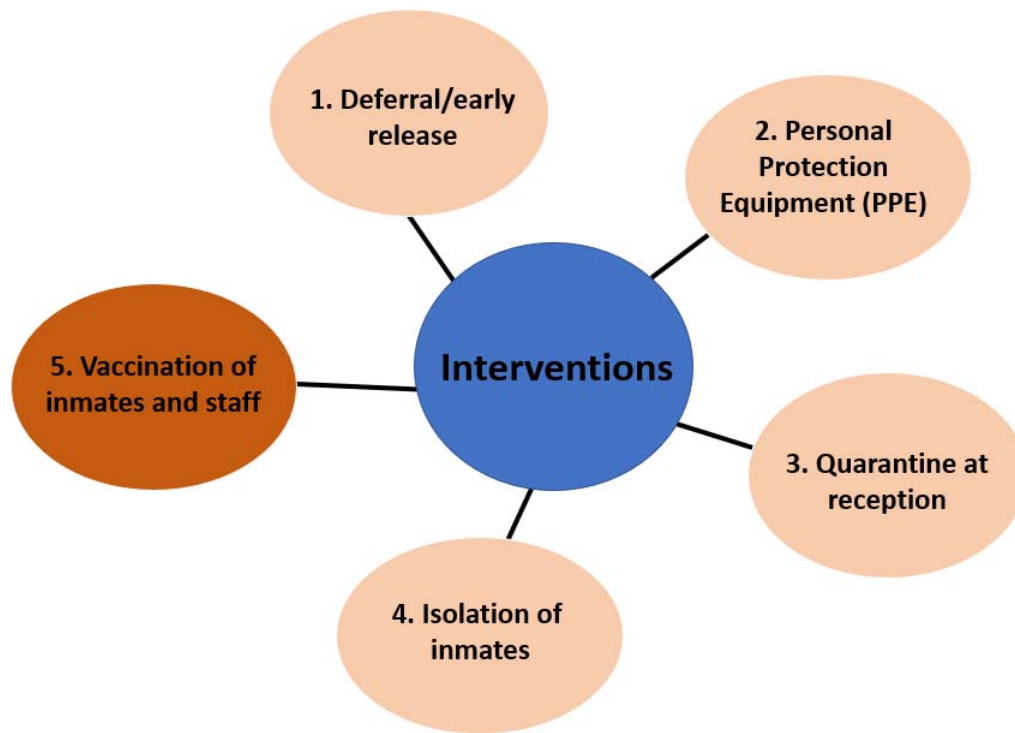
563 **Figure 1:** Schematic diagram of COVID-19 disease progression among people in prison and
564 staff



565

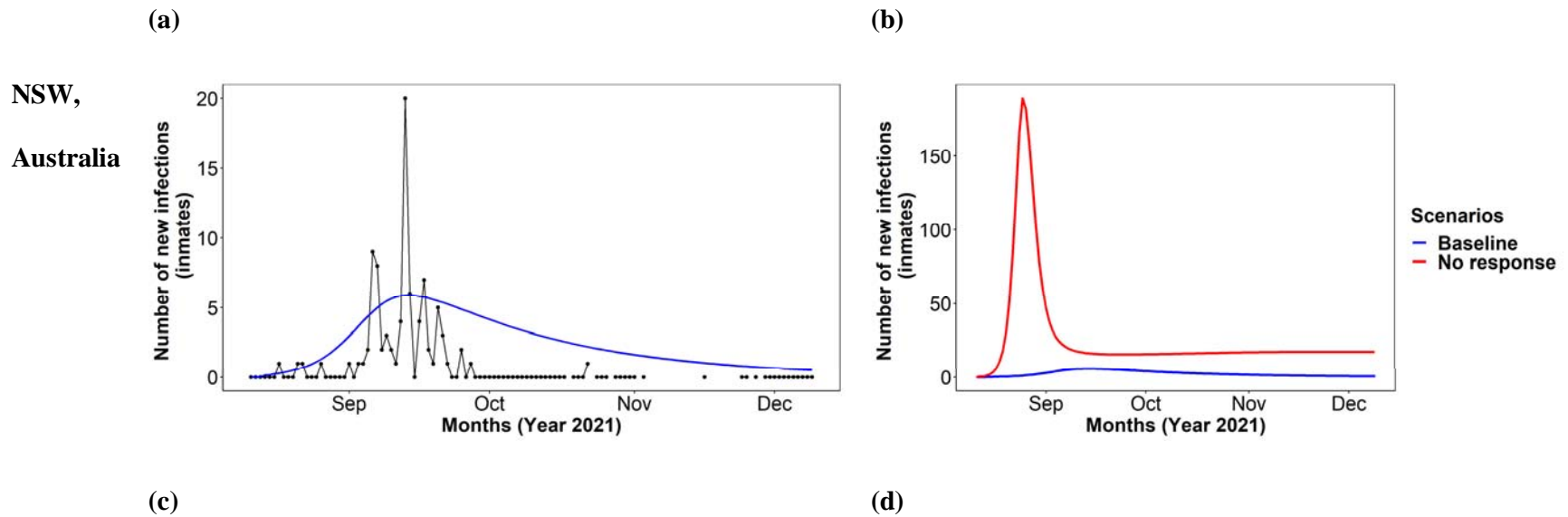
566 **Figure 2:** Interventions incorporated into the model. Each intervention and combined
567 interventions were compared to the no response scenario (status quo). Non-pharmaceutical
568 interventions are in light pink (NPIs) and vaccination is in dark orange.

569



570

Figure 3: Number of new infections of COVID-19 among people in prison with the existing prevention strategies at the time of the outbreak (baseline, (a) and (c)) and comparison with the no intervention strategies (no response scenario (b) and (d)) in NSW, Australia and Quebec, Canada prisons. The baseline scenario in NSW, Australia was estimated with the delta variant and Quebec, Canada was estimated with the original variant.



Quebec,
Canada

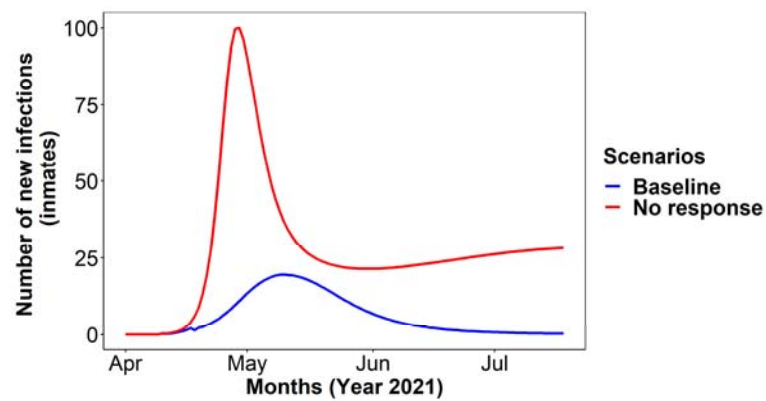
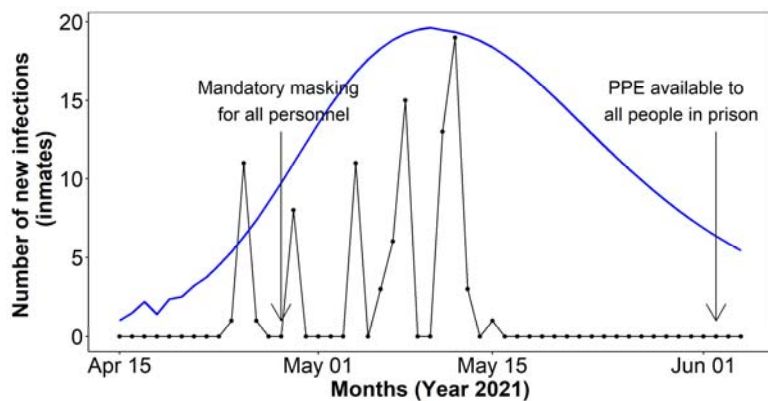
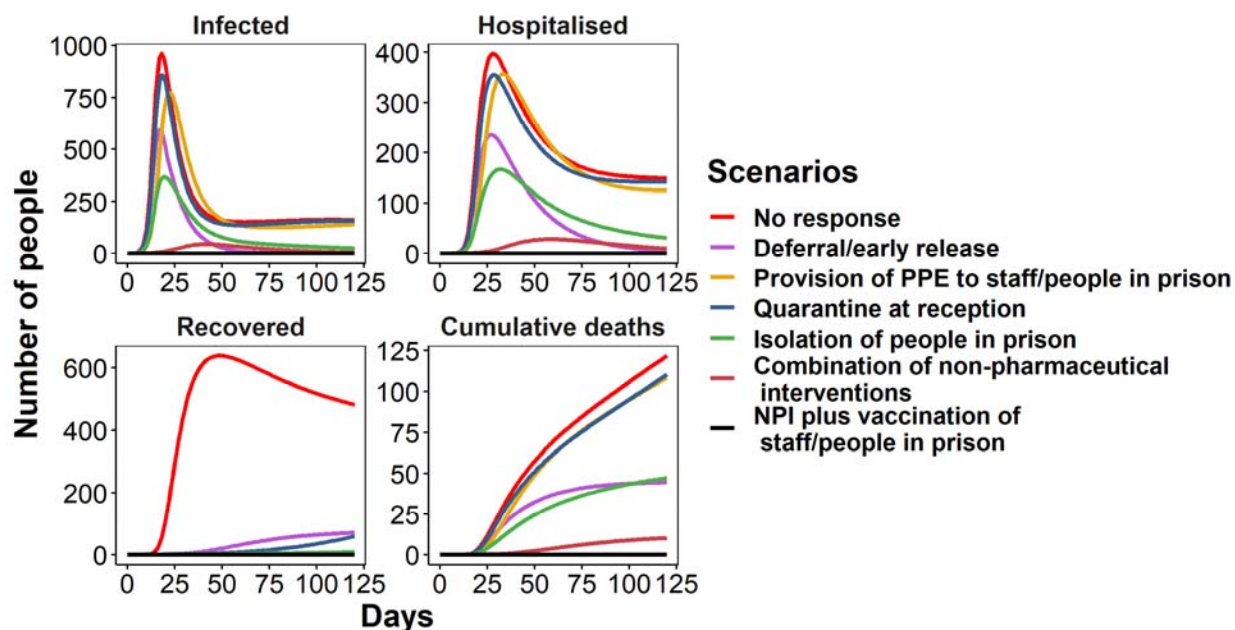


Figure 4: Change in the number of people in prison infected, hospitalized, recovered and the number who have died throughout a COVID-19 outbreak (delta variant) in the (a) NSW, Australia and (b) Quebec, Canada under the no-response and intervention scenarios. Each intervention is applied separately and in combination.

a) NSW, Australia



b) Quebec, Canada

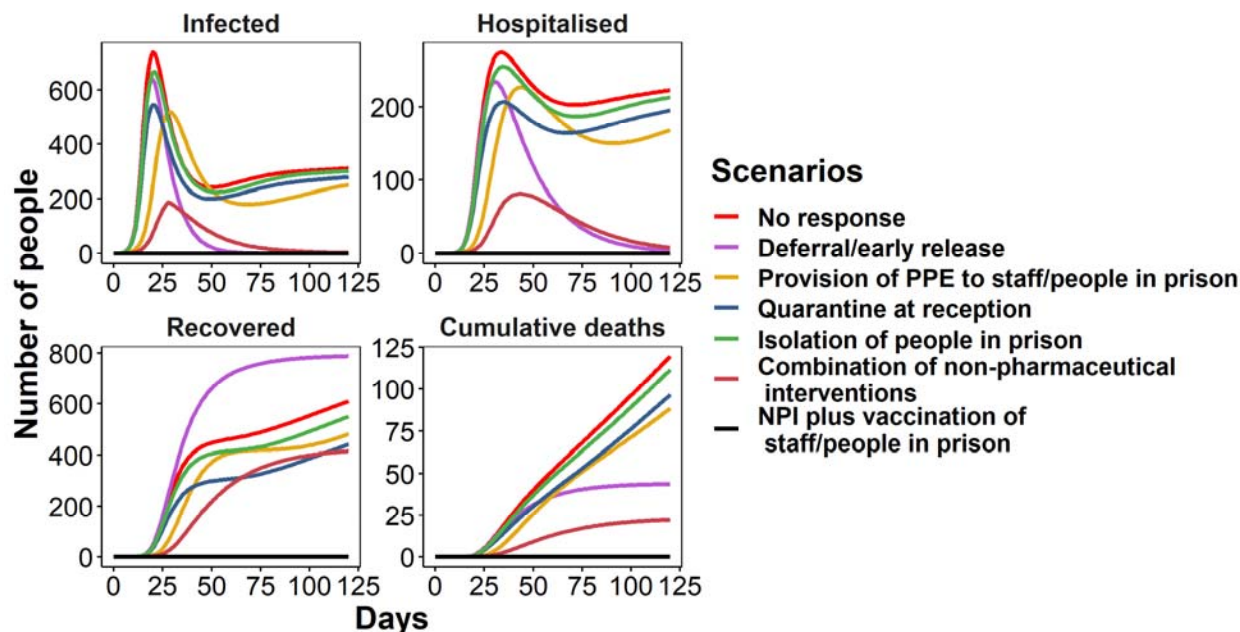


Table 1: Model inputs and parameter estimates

Parameters	Value	Reference
Disease progression rates		
Time to symptoms	5.1 days	[44]
Non-contagious incubation period	3.1 days	[36]
Mild case recovery time	16 days	[45]
Severe case recovery time	31 days	[45]
Fatality from hospitalization	8.3 days	[46]
The relative increase in mortality for vulnerable	1.6	Based on all-cause mortality for Indigenous vs non-Indigenous from Australian Bureau of Statistics [47].

Transmission probability per contact

Original variant	0.05	[34]
Delta variant	0.075	[35]
Omicron variant	0.1	[26, 27]

Relative transmission probability by risk group

Exposure	0	Assumption
Infectious	1.0	Base
Moderate/severe	0.2	Assumption
Hospitalized	0.2	Assumption
Quarantined/Isolated	1.0	Assumption
Healthcare staff	0.8	Assumption

Effectiveness of interventions

Reduction in transmission due to handwashing	14%	[48]
Reduction in transmission due to wearing masks	85%	[49]
The sensitivity of infrared thermal scanner for fever	70%	[50]
Duration of quarantine	14 days	Assumption
Duration of isolation	14 days	Assumption
Percentage of neutralizing antibodies among vaccinated		
First dose	50%	[51]
Second dose	75%	
Efficacy of vaccine in preventing transmission		
First dose	56%	[52]
Second dose	93%	

Efficacy of vaccine in reducing hospitalization

First dose 70% [52]

Second dose 87%

Age-dependent parameters

Age groups	0-19	20-44	45-54	55-64	65-74	75-84	85+	
Proportion symptomatic	18%	41.5%	59%	73%	78%	78%	78%	[34]
Proportion of symptomatic hospitalized	0.0%	2.9%	6.2%	10.0%	14.2%	17.5%	18.4%	[53]
Proportion of hospitalized admitted to critical care (ICU)	5.0%	5.2%	9.3%	19.8%	35.3%	57%	70.8%	[54]
Infection fatality rate (IFR)	0.00%	0.09%	0.38%	1.26%	3.11%	6.04%	7.8%	[53]

Table 2: Key indicators from a COVID-19 outbreak (delta variant) in two prisons under the no-response and intervention scenarios (people in prison and staff). Each intervention is applied separately and in combination and run for 120 days. Results are for the overall population attending the prison site and are rounded to the nearest 10.

Scenarios	No-response (with entry and discharge continuing)	Deferral/early release	Provision of PPE to all staff/people in prison	Quarantine at reception	Isolation of people in prison	Combination of all NPIs (Baseline)	Baseline + Vaccination
NSW, Australia							
Cumulative new infections	3,740	1,550	3,350	3,520	1,790	850	0
Cumulative mortality	180	100	160	170	100	60	0
Maximum number infected	960	590	780	860	370	50	1
Maximum number of daily cases	190	130	130	170	70	6	0
Day on maximum	Day 14	Day 14	Day 18	Day 15	Day 15	Day 34	Day 1

**number of
daily cases**

Maximum

number in 400 240 360 360 170 30 0

hospital

Day on

maximum

Day 28 Day 27 Day 33 Day 28 Day 32 Day 58 Day 7

number in

hospital

Maximum

number in 70 40 60 60 30 5 0

ICU

Peak

hospital bed 23.1% 13.7% 20.8% 20.7% 9.7% 1.7% 0.0%

use (%)

Quebec, Canada

Cumulative

new 4,520 1,380 3,430 4,000 4,290 910 1

infections

Cumulative

160 90 130 140 160 60 0

mortality

Maximum

740 640 520 550 670 190 10

number

infected

Maximum

number of daily cases 130 100 70 100 110 20 1

Days on

maximum number of daily cases Day 16 Day 15 Day 23 Day 15 Day 16 Day 24 Day 1

Maximum

number in hospital 270 230 230 210 260 80 0

Days on

maximum number in hospital Day 34 Day 31 Day 44 Day 35 Day 35 Day 44 0

Maximum

number in ICU 50 40 40 40 44 10 0

Peak

hospital bed use (%) - - - - - - -

