

1 Clinical, genomic, and neurophysiological correlates of lifetime suicide attempts among
2 individuals with an alcohol use disorder

3 Peter B. Barr¹⁻⁴, Zoe Neale¹⁻³, Chris Chatzinakos¹⁻³, Jessica Schulman⁵, Niamh Mullins⁶⁻⁸,
4 Jian Zhang¹, David B. Chorlian¹, Chella Kamarajan¹, Sivan Kinreich¹, Ashwini K. Pandey¹,
5 Gayathri Pandey¹, Stacey Saenz de Viteri⁹, Laura Acion¹⁰, Lance Bauer¹¹,
6 Kathleen K. Bucholz¹², Grace Chan^{10,11}, Danielle M. Dick^{13,14}, Howard J. Edenberg^{15,16},
7 Tatiana Foroud^{15,17}, Alison Goate⁶, Victor Hesselbrock¹¹, Emma C. Johnson¹²,
8 John Kramer¹⁰, Dongbing Lai¹⁵, Martin H. Plawecki¹⁷, Jessica E. Salvatore¹³,
9 Leah Wetherill¹⁵, Arpana Agrawal¹², Bernice Porjesz¹, & Jacquelyn L. Meyers¹⁻⁴

- 10
11 1. Department of Psychiatry and Behavioral Sciences, SUNY Downstate Health Sciences
12 University, Brooklyn, NY
13 2. VA New York Harbor Healthcare System, Brooklyn, NY
14 3. Institute for Genomics in Health (IGH), SUNY Downstate Health Sciences University,
15 Brooklyn, NY
16 4. Department of Epidemiology and Biostatistics, School of Public Health, SUNY
17 Downstate Health Sciences University, Brooklyn, NY
18 5. Multiple Myeloma Research Foundation, Norwalk, CT
19 6. Department of Genetics and Genomic Sciences, Icahn School of Medicine at Mount
20 Sinai, New York, NY
21 7. Department of Psychiatry, Icahn School of Medicine at Mount Sinai, New York, NY
22 8. Charles Bronfman Institute for Personalized Medicine, Icahn School of Medicine at
23 Mount Sinai, New York, NY
24 9. School of Public Health, SUNY Downstate Health Sciences University, Brooklyn, NY
25 10. Department of Psychiatry, Carver College of Medicine, University of Iowa, Iowa City, IA
26 11. Department of Psychiatry, School of Medicine, University of Connecticut, Farmington,
27 CT
28 12. Department of Psychiatry, School of Medicine, Washington University in St. Louis, St
29 Louis, MO
30 13. Department of Psychiatry, Robert Wood Johnson Medical School, Rutgers University,
31 Piscataway, NJ
32 14. Rutgers Addiction Research Center, Rutgers University, Piscataway, NJ
33 15. Department of Medical and Molecular Genetics, School of Medicine, Indiana University,
34 Indianapolis, IN
35 16. Department of Biochemistry and Molecular Biology, School of Medicine, Indiana
36 University, Indianapolis, IN
37 17. Department of Psychiatry, Indiana University School of Medicine, Indianapolis, IN
38

39 Corresponding author: Peter B. Barr
40 Department of Psychiatry and Behavioral Sciences
41 SUNY Downstate Health Sciences University
42 450 Clarkson Ave, MSC 1203, Brooklyn, NY 11203
43 e-mail: peter.barr@downstate.edu.
44

45 Running Header: Risk for Suicide Attempt in AUD
46 Word count abstract: 226; Word count text body: 3,517
47 Figures and Tables: 1 Table, 1 Figure.
48

49 Key words: suicide, polygenic score, substance use disorder, alcohol use disorder

50 Abstract

51 Research has identified clinical, genomic, and neurophysiological markers associated with
52 suicide attempts (SA) among individuals with psychiatric illness. However, there is limited
53 research among those with an alcohol use disorder (AUD), despite their disproportionately
54 higher rates of SA. We examined lifetime SA in 4,068 individuals with DSM-IV alcohol
55 dependence from the Collaborative Study on the Genetics of Alcoholism (23% lifetime suicide
56 attempt; 53% female; mean age: 38). Within participants with an AUD diagnosis, we explored
57 risk across other clinical conditions, polygenic scores (PGS) for comorbid psychiatric problems,
58 and neurocognitive functioning for lifetime suicide attempt. Participants with an AUD who had
59 attempted suicide had greater rates of trauma exposure, major depressive disorder, post-
60 traumatic stress disorder, and other substance use disorders compared to those who had not
61 attempted suicide. Polygenic scores for suicide attempt, depression, and PTSD were associated
62 with reporting a suicide attempt (ORs = 1.22 – 1.44). Participants who reported a SA also had
63 decreased right hemispheric frontal-parietal theta and decreased interhemispheric temporal-
64 parietal alpha electroencephalogram resting-state coherences relative to those who did not, but
65 differences were small. Overall, individuals with an AUD who report a lifetime suicide attempt
66 appear to experience greater levels of trauma, have more severe comorbidities, and carry
67 polygenic risk for a variety of psychiatric problems. Our results demonstrate the need to further
68 investigate suicide attempts in the presence of substance use disorders.

69 Introduction

70 Approximately 2-5% of U.S. adults report having attempted suicide in their lifetimes
71 (Baca-Garcia et al., 2010; Kessler et al., 1999; Scheer et al., 2020), with the prevalence
72 increasing in more recent birth cohorts (Olfson et al., 2017). Additionally, deaths by suicide are
73 one of the leading causes in the recent decline in U.S. life expectancy, alongside other “deaths
74 of despair” such as drug and alcohol related deaths (Case & Deaton, 2015; Tilstra et al., 2021).
75 While the rate of suicide attempts in the general population is alarming, the rate of lifetime
76 suicide attempts is greater than triple (17.5%) among those with an alcohol use disorder (AUD)
77 (Potash et al., 2000). Among those seeking treatment for AUD, 40% report at least one suicide
78 attempt at some point in their lives (Koller et al., 2002; Modesto-Lowe et al., 2006; Sher, 2006;
79 Whiteford et al., 2013). A history of past suicide attempts is among the most prominent
80 predictors of subsequent suicide death and contributes significant health care and disability
81 costs per attempt (Shepard et al., 2016). Research focused on correlates of suicide attempts
82 can potentially help identify and treat those with non-fatal suicide attempts, with the goal of
83 reducing suicide deaths and saving lives (Yuodelis-Flores & Ries, 2015). Importantly, alcohol
84 use is a consistent risk factor for death by suicide (Isaacs et al., 2022), individuals with an AUD
85 have emerged as a particularly high-risk group (Edwards et al., 2024; Lannoy et al., 2022,
86 2024).

87 In addition to clinical and phenotypic correlations between substance use disorders
88 (SUD), and suicidal behaviors there is also consistent evidence for genetic overlap between
89 these outcomes, with AUD in particular. Evidence from large scale genome-wide association
90 studies (GWAS) of both AUD/problematic alcohol use (PAU) (Kranzler et al., 2019; Sanchez-
91 Roige et al., 2019; Walters et al., 2018; Zhou et al., 2023) and suicide attempts (SA) (Docherty
92 et al., 2023; Mullins et al., 2022), reveal robust genetic correlations across these outcomes. And
93 while there are very limited GWASs of suicide attempt in the presence of AUD (Peng et al.,

94 2024), two recent efforts using multivariate approaches which harness existing GWAS have
95 shown that: 1) a shared genetic liability towards all forms of SUD is correlated with suicidal
96 ideation, attempt, and self-injurious behavior, independent of genetic liability towards depression
97 (Colbert et al., 2021), and 2) the shared genetic overlap between AUD and suicide attempts is
98 explained, in part, by underlying liability towards impulsive behaviors (Stephenson et al., 2023).

99 Similar to the genetics of AUD and SA, two separate literatures have explored
100 neurocognitive differences between (a) individuals who have attempted suicide to those who
101 have not (Keilp et al., 2013; Richard-Devantoy et al., 2012, 2014) and (b) individuals with AUD
102 (Cabé et al., 2016; Le Berre, 2019; Le Berre et al., 2017) compared to those unaffected with
103 AUD. Those with AUD exhibit deficits in many domains of brain functioning, including
104 neuropsychological performance, and neurophysiological indices (Cabé et al., 2016; Le Berre,
105 2019; Le Berre et al., 2017). Executive functioning is typically the primary focus of such studies,
106 with a large literature demonstrating that individuals with AUD display poorer executive
107 functioning and atypical neurophysiological profiles (e.g., EEG connectivity) than individuals
108 without AUD (Cardenas et al., 2018; Kamarajan et al., 2020; Mumtaz et al., 2017; Park et al.,
109 2017). Researchers have also examined these areas of brain functioning among individuals
110 who have exhibited suicidal ideation and related mental health problems, such as depression
111 (Keilp et al., 2013; Richard-Devantoy et al., 2012, 2014), though research focused on SA is
112 limited. While no previous studies have examined EEG connectivity and SA, EEG connectivity
113 in depressed patients exhibited higher alpha and theta coherences in frontal, temporal, and
114 parietal regions, and higher beta coherence in frontal and temporal regions (Leuchter et al.,
115 2012a). Further, a recent study found other neurophysiological differences associated with
116 binge drinking and suicidal behaviors in adolescents (Ehlers et al., 2020). To our knowledge, no
117 prior study has examined neural connectivity among those with AUD who have attempted
118 suicide.

119 Given the higher rates of SA observed among those with AUD, we explored whether
120 there are clinical, genomic, and neurophysiological markers of SA within this population. Among
121 participants diagnosed with an AUD (DSM-IV alcohol dependence) drawn from the
122 Collaborative Study on the Genetics of Alcoholism (COGA), we examined whether clinical risk
123 factors, polygenic scores (PGS) for comorbid psychiatric problems, and neurocognitive
124 functioning differed between those who have and have not reported a lifetime suicide attempt.

125 Methods

126 *Sample and Measures*

127 The Collaborative Study on the Genetics of Alcoholism (COGA) is a large, multi-site
128 study of 2,255 families affected with AUD, designed to identify and understand genetic factors
129 involved in the predisposition to AUD and related disorders, as previously described (Agrawal et
130 al., 2023; Begleiter, 1995; Dick et al., 2023). Probands along with all willing first-degree relatives
131 were assessed; recruitment was extended to include additional relatives in families that
132 contained 2 or more first degree relatives with alcohol dependence and community ascertained
133 comparison families (N = 17,878). Participants 18 or older completed the Semi-Structured
134 Assessment for the Genetics of Alcoholism (SSAGA) which is a poly-diagnostic interview
135 (Bucholz et al., 1994), and participants ages 12-17 completed an adolescent SSAGA. We
136 currently have genome wide data on 12,145 individuals. Our final analytic sample consisted of
137 4,068 COGA participants with an alcohol dependence diagnosis (lifetime) and GWAS data
138 (including 3,270 individuals of European-like and 798 individuals of African-like genetic
139 similarity, see following section for discussion on assignment of genetic similarity).

140 *Lifetime suicide attempt.* All participants were queried about whether they had “ever tried
141 to kill” themselves (*suicide attempt*), regardless of a history of suicidal ideation (i.e., thoughts
142 about killing yourself). For the current analyses, we included individuals reporting any suicide

143 attempt, including those reporting drug-related suicide attempt (14% of all attempts).
144 Importantly, suicide attempt items were not exclusively nested within the diagnostic section for
145 major depressive disorder (MDD), although individuals who reported suicide attempts in that
146 section were coded accordingly as having reported the behavior.

147 *Clinical Risk Factors and Comorbidities.* We created lifetime diagnoses of other
148 substance use disorders (SUD), psychiatric disorders, suicidal thoughts and behaviors, and
149 trauma exposure based upon DSM-IV criteria using the child and adult versions of the SSAGA
150 (Dick et al., 2023). We assessed nicotine dependence using the Fagerström Test for Nicotine
151 Dependence (FTND) scores (Heatherton et al., 1991). Additionally, we included measures of
152 extended family histories of AUD, and other alcohol-related problems (Pandey et al., 2020).

153 *Polygenic scores (PGS)*

154 Genotyping, imputation and quality control have been described previously (Johnson et
155 al., 2023; Lai et al., 2021). Briefly, in order to limit the impact of population structure, genetic
156 data were used to assign individuals into genetically similar groupings (National Academies of
157 Sciences and Medicine, 2023) based on the first two principal components and the 1000
158 genomes reference panel (Phase 3, version 5) (Johnson et al., 2023). Families were classified
159 as primarily European-like (EUR-like) or African-like (AFR-like) according to the genetic
160 similarity of the greatest proportion of family members (Lai et al., 2021). Genotyping of
161 individuals in the analytic sample was performed using the Illumina 2.5M array (Illumina, San
162 Diego, CA, USA), the Illumina OmniExpress (Wang et al., 2013), or the Illumina 1M array, or the
163 Affymetrix Smokescreen array (Baurley et al., 2016). SNPs with a genotyping rate <98%,
164 Hardy-Weinberg equilibrium violations ($p < 10^{-6}$), or with minor allele frequency (MAF) less than
165 3% were excluded from analyses. Data were imputed to 1000 genomes (Phase 3) using
166 SHAPEIT (Delaneau et al., 2013) and IMPUTE2 (Das et al., 2016). Following imputation,

167 dosage probabilities ≥ 0.90 were converted to hard calls. SNPs with an imputation information
168 score < 0.30 or MAF < 0.03 were excluded from subsequent analysis.

169 We estimated polygenic scores (PGS), which are aggregate measures of the number of
170 risk alleles individuals carry weighted by effect sizes from GWAS summary statistics, for a
171 variety of psychiatric and substance use phenotypes. We included PGS derived from recent
172 GWAS of (1) alcohol use disorders (AUD) (Zhou et al., 2020), (2) depression (DEP, 23andMe
173 excluded) (Levey et al., 2021), (3) post-traumatic stress disorder (PTSD) (Nievergelt et al.,
174 2019), (4) bipolar disorders (BIP) (Bigdeli et al., 2020; Mullins et al., 2021), (5) schizophrenia
175 (SCZ) (Bigdeli et al., 2020; Trubetsky et al., 2022) (6) smoking initiation (SMOK, as a proxy for
176 externalizing risk) (Karlsson Linnér et al., 2021; Saunders et al., 2022) and (7) suicide attempt
177 (SUI) (Docherty et al., 2023). For AUD and BIP, we meta-analyzed published GWAS results
178 with corresponding results from FinnGen (release 9) (Kurki et al., 2023). We focus on these
179 PGS specifically because: 1) these disorders are phenotypically correlated with suicide attempt,
180 and 2) they contain GWAS results for both European-like and African-like groupings. For GWAS
181 that originally included COGA in the discovery sample, we obtained summary statistics with
182 COGA removed.

183 To date, GWAS have been overwhelmingly limited to individuals of primarily European
184 descent (Mills & Rahal, 2019). Because of variation in allele frequencies and linkage
185 disequilibrium (LD) patterns, PGS often lose predictive accuracy when there is mismatch
186 between the genetic similarity of the discovery GWAS and target sample (Ding et al., 2023).
187 COGA includes participants of both African-like and European-like groupings, thus we used
188 PRS-CSx (Ruan et al., 2022), a method that integrates GWAS summary statistics from well-
189 powered GWAS (typically of European-like individuals) with those from other populations to
190 improve the predictive power of PGS in the participants of African-like groupings in COGA.
191 PRS-CSx employs a Bayesian approach to correct GWAS summary statistics for the non-
192 independence of SNPs in LD. We converted PGS into Z-scores for ease of interpretation

193 *Electroencephalogram (EEG) data*

194 EEG recording and processing have been detailed previously (Meyers et al., 2023).
195 Briefly, resting (eyes-closed) EEG was recorded for 4.25 min; a continuous interval of 256
196 seconds was analyzed. Each subject wore a fitted electrode cap using the 61-channel montage
197 as specified according to the extended 10–20 International system. The nose served as
198 reference and the ground electrode was placed on the forehead. Electrode impedances were
199 always maintained below 5 k Ω . EEG was recorded with subjects seated comfortably in a dimly
200 lit sound-attenuated temperature-regulated booth. They were instructed to keep their eyes
201 closed and remain relaxed, but not to fall asleep. Electrical activity was amplified 10,000 times
202 by Neuroscan and Masscomp amplifiers, with a bandpass between 0.02 Hz to 100 Hz and
203 recorded using the Neuroscan system (Compumedics Limited; El Paso, TX). EEG procedures
204 were identical at all COGA collection sites. Bipolar electrode pairs were derived to reduce
205 volume conduction effects, and 27 representative coherence pairs were selected based on
206 previous EEG coherence work in COGA (Meyers et al., 2023). Magnitude squared coherence
207 was calculated from power spectral values derived from Fourier Conventional Fourier transform
208 methods (Nunez et al., 1997). Coherence measures were generated between bipolar pairs at
209 the following frequency bands: theta (3-7 Hz), alpha (7-12 Hz), beta (12-28 Hz).

210 *Statistical analyses*

211 We compared those with an AUD who reported a suicide attempt and those with an AUD
212 who did not report a suicide attempt across a range of sociodemographic, psychiatric
213 comorbidities, experiences of trauma, and other measures related to alcohol misuse. We use
214 multiple-group, multi-level regression models in Mplus (Rattana Wannisa & Rattana Narunart,
215 2558) and adjusted for sex, age (at time of psychiatric assessment), genetic similarity (AFR-like
216 vs. EUR-like), family history of AUD, and family relatedness. We ran all models simultaneously
217 (i.e., correlation among all variables accounted for) to limit multiple testing.

218 For polygenic scores, we first compared those with AUD who had reported a suicide
219 attempt to those with AUD who had not reported a suicide attempt across all PGSs,
220 independently, using logistic regression in R (version 4.2.1). Second, to ensure that results
221 within those with AUD were not biased by conditioning on AUD (Akimova et al., 2021), we also
222 compared: 1) those with AUD who had a reported suicide attempt, 2) those with AUD who had
223 not reported a suicide attempt, and 3) those without AUD who had a reported suicide attempt to
224 those who neither reported a suicide attempt nor meet criteria for AUD (see Supplemental Table
225 1 for sample description) using a multinomial logistic regression model in the *nnet* package in R
226 (Ripley & Venables, 2022). In both analyses, we included sex, age, the first six genetic principal
227 components (PCs), genotype array, and birth cohort as covariates. To adjust for familial
228 clustering, we used cluster robust standard errors (Colin Cameron et al., 2011; Davenport et al.,
229 2011). We stratified analyses by genetic similarity and then meta-analyzed results (by PGS)
230 within each of the analyses above. All analyses were corrected for multiple testing. We also
231 performed a GWAS of SA, but lacked the power to identify any individual variants associated
232 with SA (see supplementary information)

233 Lastly, we compared those with AUD who reported a suicide attempt and those with
234 AUD who did not report a suicide attempt across neurophysiological measures (resting state
235 EEG coherence), again using multiple-group, multi-level regression models adjusted for sex,
236 age (at time of psychiatric assessment), genetic similarity, family history of AUD, and family
237 relatedness. We ran all models simultaneously to limit multiple testing.). We also performed a
238 series of exploratory analyses within a subset of individuals who had available neurocognitive
239 measures (see supplemental information for full description).

240 Results

241 *Clinical Risk Factors Associated with Suicide Attempt in Participants with AUD*

242 The main analytic sample was limited to the 4,068 participants with a DSM-IV diagnoses
243 of alcohol dependence. We compared 3,138 COGA participants who met criteria for AUD and
244 did not attempt suicide in their lifetime with 930 participants with AUD who attempted suicide.
245 Table 1 presents the demographic characteristics. Overall, those with AUD who attempted
246 suicide were more likely to be female (53% vs. 32%). Rates of suicide attempt and the age
247 distribution of participants were similar across EUR-like and AFR-like groups (see Table S2 for
248 stratified results). The majority (58.4%) of the analytic sample endorsed suicidal ideation at
249 some point in their lifetime; of those who attempted suicide, 97.6% endorsed prior suicidal
250 ideation compared to 46.8% of those who did not attempt suicide.

251 Figure 1 presents the means and rates for clinical and psychiatric comorbidities cross
252 those with and without a history of SA. Participants with AUD who had attempted suicide were
253 significantly more likely to have been exposed to traumatic events in their life, regardless of the
254 type of trauma (sexual, assaultive and non-assaultive). Additionally, those who reported suicide
255 attempt also had significantly higher lifetime rates of major depressive disorder and post-
256 traumatic stress disorder relative to those who had not attempted suicide. In terms of comorbid
257 substance use addition, participants that reported attempting suicide had higher family history
258 densities of AUD (Pandey et al., 2020), started drinking at an earlier age, had more severe
259 indicators of alcohol-related problems, and had higher rates of meeting lifetime criteria for other
260 SUDs (cocaine, nicotine, sedative, and stimulant). In total, those with AUD who report suicide
261 attempt seem to be more severely affected for other psychiatric and substance use disorders.

262 *Polygenic Scores*

263 Figure 2, Panel A presents the meta-analyzed results for associations between each of
264 the corresponding PGSs and lifetime suicide attempt within those meeting criteria for AUD.
265 PGSs for DEP ($OR_{META} = 1.34$, 95% CI = 1.18, 1.53), PTSD ($OR_{META} = 1.23$, 95% CI = 1.03,
266 1.45), and SUI ($OR_{META} = 1.44$, 95% CI = 1.22, 1.70) were associated with increased odds of
267 reporting suicide attempt. However, the AUD, BIP, SCZ, and SMOK PGSs were not associated
268 with suicide attempt (stratified results in Table S3).

269 Figure 2 (Panel B) shows conditional PGS results from the multinomial logistic models
270 comparing those with AUD who had attempted suicide (AUD+/SA+) and those with AUD who
271 had not attempted suicide (AUD+/SA-), to those without an AUD diagnosis and who had not
272 attempted suicide (AUD-/SA+ omitted for clarity, full results in Table S4). Relative to the AUD-
273 /SA- group, the AUD ($OR_{META} = 1.16$, 95% CI = 1.05, 1.28), DEP ($OR_{META} = 1.29$, 95% CI =
274 1.16, 1.44), SMOK ($OR_{META} = 1.30$, 95% CI = 1.17, 1.44), and SUI ($OR_{META} = 1.40$, 95% CI =
275 1.22, 1.60) PGSs were all associated with increased odds of being in the AUD+/SA+ group. By
276 contrast, only the AUD ($OR_{META} = 1.15$, 95% CI = 1.08, 1.22) and SMOK ($OR_{META} = 1.30$, 95%
277 CI = 1.21, 1.39) PGSs were associated with increased odds of being in the AUD+/SA- group
278 relative to the reference group (AUD-/SA-).

279 *Neurophysiological Findings*

280 We observed nominal differences in resting state EEG coherence patterns in those with
281 AUD that had attempted suicide compared to those who had not attempted suicide. However,
282 only two findings withstood multiple test correction: decreased right hemispheric frontal-parietal
283 theta (3-7Hz @ F8-F4--P8-P4) and decreased interhemispheric temporal-parietal alpha (7-12
284 Hz @ T8-P8--T7-P7) EEG resting-state coherences ($p < 0.001$, Figure 3). Our exploratory
285 analyses within a subset of individuals who had available neurocognitive measures did not
286 produce any significant results (available in the supplementary information).

287 Discussion

288 Researchers have begun to identify clinical, genomic, and neurophysiological correlates
289 of suicide attempts among individuals with and without psychiatric illnesses (i.e., schizophrenia,
290 bipolar disorder, depression) [13,14,15,16]. However, few have examined these risk factors in
291 tandem among those with AUD, despite the higher rates of suicide attempts of this group. The
292 current study identified distinct clinical, genomic, and neurophysiological associations with
293 lifetime suicide attempt among individuals who meet criteria for DSM-IV alcohol dependence.

294 All participants with an AUD in COGA reported elevated rates of suicidal ideation, other
295 substance use disorders, and trauma exposure compared to the general population (Baca-
296 Garcia et al., 2010; Grant et al., 2016). However, those who met criteria for an AUD and
297 reported a lifetime suicide attempt had even greater levels of lifetime trauma (sexual, assaultive,
298 and non-assaultive), other substance related problems, suicidal ideation, and comorbid
299 psychiatric conditions (PTSD and major depressive disorder) relative to those who had not
300 attempted suicide. These results confirm that those with AUD who report a lifetime suicide
301 attempt represent clinically high-risk group. Given the strong role early trauma plays in risk for
302 suicide attempt (Zatti et al., 2017), the elevated levels of exposure to trauma in this group, and
303 the higher rates of PTSD, trauma exposure may play an even more important role for SA risk in
304 those with AUD. Future work should utilize prospective information to determine whether early
305 trauma exposure and psychiatric problems predate the onset of AUD and eventual SA in
306 COGA.

307 In terms of genetic risk, the polygenic scores for suicide attempt, depression, and PTSD
308 were associated with a lifetime suicide attempt in persons with an AUD in the meta-analyzed
309 results. Exploration of the stratified results demonstrate these were primarily driven by the
310 associations in the EUR-like participants. The lack of associations of PGSs in the AFR-like
311 grouping likely stems from the relatively small sample sizes of the discovery GWASs

312 (Dudbridge, 2013). Importantly, in the multinomial logistic regression models, those with AUD
313 did not differ in mean levels of AUD PGS regardless of whether they had reported a lifetime
314 suicide attempt. Similar to the logistic regression models limited to persons with AUD, those
315 who had attempted suicide had higher suicide and depression PGSs.

316 We also observed significant decreases in right hemispheric frontal-parietal theta (3-7
317 Hz @ F8-F4--P8-P4) and interhemispheric temporal-parietal alpha (7-12 Hz @ T8-P8--T7-P7)
318 EEG resting-state coherences in the resting state among AUD individuals who had
319 attempted suicide. While there are no prior studies of suicide attempt that examined EEG
320 coherence, differences in alpha and theta coherences in frontal, temporal, and parietal regions,
321 and higher beta coherence in frontal and temporal regions were found previously in depressed
322 patients (Leuchter et al., 2012b). Together, these data suggest that while both decreased theta
323 and alpha resting state connectivity are likely among AUD individuals with depression and
324 suicide attempts, but more data are needed to make definitive any conclusions.

325 We note several important limitations. First, we focused on lifetime risk for all of the
326 clinical measures included and cannot speak to the time order between these clinical risk
327 factors and suicide attempt. Future research can harness the smaller subset of prospective
328 participants in COGA to examine the longitudinal associations between psychiatric conditions
329 and future suicide attempt among those with an SUD. Second, we focused exclusively on AUD.
330 There is also a high rate of suicide attempts among individuals with other SUDs, particularly
331 cocaine and opioid use disorders. Lastly, we did not have data on those who died by suicide,
332 which may differ from those who have attempted but not taken their own lives.

333 Understanding the antecedents for suicide attempt remains one of the top goals of
334 psychiatric epidemiology. Persons with substance use disorders are a particularly at-risk group
335 for lifetime suicide attempt. In the current analysis, we demonstrated that persons with an AUD
336 that attempted suicide had particularly higher levels of trauma exposure and psychiatric
337 comorbidities, elevated polygenic scores for suicide attempt, depression, and PTSD, and lower

338 neurophysiological functioning. Future work with larger and more diverse samples can examine
339 additional risk factors, such as social and environmental conditions. Identifying robust predictive
340 markers within an already high risk group may allow for earlier intervention and prevention from
341 unnecessary loss of human life.

342 Acknowledgements

343 Research reported in this publication was supported by the National Institute on Alcohol
344 Abuse and Alcoholism under award numbers U01AA008401. The content is solely the
345 responsibility of the authors and does not necessarily represent the official views of the National
346 Institutes of Health. This research also used summary data from the Psychiatric Genomics
347 Consortium (PGC), the Million Veterans Program (MVP), and the International Suicide Genetics
348 Consortium (ISGC, now part of the PGC). We would like to thank the many studies that made
349 these consortia possible, the researchers involved, and the participants in those studies, without
350 whom this effort would not be possible.

351 The Collaborative Study on the Genetics of Alcoholism (COGA), Principal Investigators
352 B. Porjesz, V. Hesselbrock, T. Foroud; Scientific Director, A. Agrawal; Translational Director, D.
353 Dick, includes ten different centers: University of Connecticut (V. Hesselbrock); Indiana
354 University (H.J. Edenberg, T. Foroud, Y. Liu, M.H. Plawecki); University of Iowa Carver College
355 of Medicine (S. Kuperman, J. Kramer); SUNY Downstate Health Sciences University (B.
356 Porjesz, J. Meyers, C. Kamarajan, A. Pandey); Washington University in St. Louis (L. Bierut, J.
357 Rice, K. Bucholz, A. Agrawal); University of California at San Diego (M. Schuckit); Rutgers
358 University (J. Tischfield, D. Dick, R. Hart, J. Salvatore); The Children's Hospital of Philadelphia,
359 University of Pennsylvania (L. Almasy); Icahn School of Medicine at Mount Sinai (A. Goate, P.
360 Slesinger); and Howard University (D. Scott). Other COGA collaborators include: L. Bauer
361 (University of Connecticut); J. Nurnberger Jr., L. Wetherill, X., Xuei, D. Lai, S. O'Connor,
362 (Indiana University); G. Chan (University of Iowa; University of Connecticut); D.B. Chorlian, J.
363 Zhang, P. Barr, S. Kinreich, G. Pandey (SUNY Downstate); N. Mullins (Icahn School of
364 Medicine at Mount Sinai); A. Anokhin, S. Hartz, E. Johnson, V. McCutcheon, S. Saccone
365 (Washington University); J. Moore, F. Aliev, Z. Pang, S. Kuo (Rutgers University); A.
366 Merikangas (The Children's Hospital of Philadelphia and University of Pennsylvania); H. Chin

367 and A. Parsian are the NIAAA Staff Collaborators. We continue to be inspired by our memories
368 of Henri Begleiter and Theodore Reich, founding PI and Co-PI of COGA, and also owe a debt of
369 gratitude to other past organizers of COGA, including Ting-Kai Li, P. Michael Conneally,
370 Raymond Crowe, and Wendy Reich, for their critical contributions. This national collaborative
371 study is supported by NIH Grant U10AA008401 from the National Institute on Alcohol Abuse
372 and Alcoholism (NIAAA) and the National Institute on Drug Abuse (NIDA).

373 Disclosures

374 The authors do not have any conflicts of interest to report.

375 Data availability

376 All data sources are described in the manuscript and supplemental information. No new
377 data were collected. COGA genetic data available through dbGaP (Study Accession:
378 phs000763.v1.p1). The process for obtaining the GWAS summary statistics used in these
379 analyses are described in the corresponding original GWAS publications.

380 References

- 381 Agrawal, A., Brislin, S. J., Bucholz, K. K., Dick, D., Hart, R. P., Johnson, E. C., Meyers, J.,
382 Salvatore, J., Slesinger, P., Liu, Y., Plawecki, M. H., Kamarajan, C., Pandey, A., Bierut, L.,
383 Rice, J., Schuckit, M., Scott, D., Bauer, L., Wetherill, L., ... Porjesz, B. (2023). The
384 Collaborative Study on the Genetics of Alcoholism: Overview. *Genes, Brain and Behavior*,
385 22(5), e12864. <https://doi.org/10.1111/gbb.12864>
- 386 Akimova, E. T., Breen, R., Brazel, D. M., & Mills, M. C. (2021). Gene-environment
387 dependencies lead to collider bias in models with polygenic scores. *Scientific Reports*,
388 11(1), 1–9. <https://doi.org/10.1038/s41598-021-89020-x>
- 389 Baca-Garcia, E., Perez-Rodriguez, M. M., Keyes, K. M., Oquendo, M. A., Hasin, D. S., Grant, B.
390 F., & Blanco, C. (2010). Suicidal ideation and suicide attempts in the United States: 1991-
391 1992 and 2001-2002. *Molecular Psychiatry*, 15(3), 250–259.
392 <https://doi.org/10.1038/mp.2008.98>
- 393 Baurley, J. W., Edlund, C. K., Pardamean, C. I., Conti, D. V., & Bergen, A. W. (2016).
394 Smokescreen: a targeted genotyping array for addiction research. *BMC Genomics*, 17(1),
395 145. <https://doi.org/10.1186/s12864-016-2495-7>
- 396 Begleiter, H. (1995). The Collaborative Study on the Genetics of Alcoholism. *Alcohol Health and*
397 *Research World*, 19(3), 228–236.
- 398 Bigdeli, T. B., Fanous, A. H., Li, Y., Rajeevan, N., Sayward, F., Genovese, G., Gupta, R.,
399 Radhakrishnan, K., Malhotra, A. K., Sun, N., Lu, Q., Hu, Y., Li, B., Chen, Q., Mane, S.,
400 Miller, P., Cheung, K.-H., Gur, R. E., Greenwood, T. A., ... Harvey, P. D. (2020). Genome-
401 Wide Association Studies of Schizophrenia and Bipolar Disorder in a Diverse Cohort of US
402 Veterans. *Schizophrenia Bulletin*. <https://doi.org/10.1093/schbul/sbaa133>
- 403 Bucholz, K. K., Cadoret, R., Cloninger, C. R., Dinwiddie, S. H., Hesselbrock, V. M., Nurnberger,
404 J. I., Reich, T., Schmidt, I., & Schuckit, M. A. (1994). A new, semi-structured psychiatric

- 405 interview for use in genetic linkage studies: a report on the reliability of the SSAGA. *Journal*
406 *of Studies on Alcohol*, 55(2), 149–158.
- 407 Cabé, N., Laniepce, A., Ritz, L., Lannuzel, C., Boudehent, C., Vabret, F., Eustache, F.,
408 Beaunieux, H., & Pitel, A. L. (2016). Cognitive impairments in alcohol dependence: From
409 screening to treatment improvements. *Encephale*, 42(1), 74–81.
410 <https://doi.org/10.1016/j.encep.2015.12.012>
- 411 Cardenas, V. A., Price, M., & Fein, G. (2018). EEG coherence related to fMRI resting state
412 synchrony in long-term abstinent alcoholics. *NeuroImage: Clinical*, 17, 481–490.
413 <https://doi.org/10.1016/j.nicl.2017.11.008>
- 414 Case, A., & Deaton, A. (2015). Rising morbidity and mortality in midlife among white non-
415 Hispanic Americans in the 21st century. *Proceedings of the National Academy of Sciences*
416 *of the United States of America*, 112(49), 15078–15083.
417 <https://doi.org/10.1073/pnas.1518393112>
- 418 Colbert, S. M. C., Hatoum, A. S., Shabalin, A., Li, Q. S., Coon, H., Nelson, E. C., Agrawal, A.,
419 Docherty, A. R., & Johnson, E. C. (2021). Exploring the genetic overlap of suicide-related
420 behaviors and substance use disorders. *American Journal of Medical Genetics, Part B:*
421 *Neuropsychiatric Genetics*, 186(8), 445–455. <https://doi.org/10.1002/ajmg.b.32880>
- 422 Colin Cameron, A., Gelbach, J. B., & Miller, D. L. (2011). Robust inference with multiway
423 clustering. *Journal of Business and Economic Statistics*, 29(2), 238–249.
424 <https://doi.org/10.1198/jbes.2010.07136>
- 425 Das, S., Forer, L., Schönherr, S., Sidore, C., Locke, A. E., Kwong, A., Vrieze, S. I., Chew, E. Y.,
426 Levy, S., McGue, M., Schlessinger, D., Stambolian, D., Loh, P.-R., Iacono, W. G.,
427 Swaroop, A., Scott, L. J., Cucca, F., Kronenberg, F., Boehnke, M., ... Fuchsberger, C.
428 (2016). Next-generation genotype imputation service and methods. *Nature Genetics*,
429 48(10), 1284–1287. <https://doi.org/10.1038/ng.3656>

- 430 Davenport, C., Soule, S. A., & Armstrong, D. A. (2011). Protesting while black? the differential
431 policing of american activism, 1960 to 1990. *American Sociological Review*, 76(1), 152–
432 178. <https://doi.org/10.1177/0003122410395370>
- 433 Delaneau, O., Howie, B., Cox, A. J., Zagury, J.-F., & Marchini, J. (2013). Haplotype estimation
434 using sequencing reads. *American Journal of Human Genetics*, 93(4), 687–696.
435 <https://doi.org/10.1016/j.ajhg.2013.09.002>
- 436 Dick, D. M., Balcke, E., McCutcheon, V., Francis, M., Kuo, S., Salvatore, J., Meyers, J., Bierut,
437 L. J., Schuckit, M., Hesselbrock, V., Edenberg, H. J., Porjesz, B., Porjesz, B., Hesselbrock,
438 V., Foroud, T., Agrawal, A., Dick, D., Hesselbrock, V., Edenberg, H. J., ... Bucholz, K.
439 (2023). The collaborative study on the genetics of alcoholism: Sample and clinical data.
440 *Genes, Brain and Behavior*, 22(5), e12860. <https://doi.org/10.1111/gbb.12860>
- 441 Ding, Y., Hou, K., Xu, Z., Pimplaskar, A., Petter, E., Boulier, K., Privé, F., Vilhjálmsón, B. J.,
442 Olde Loohuis, L. M., & Pasaniuc, B. (2023). Polygenic scoring accuracy varies across the
443 genetic ancestry continuum. *Nature*, 618(7966), 774–781. [https://doi.org/10.1038/s41586-](https://doi.org/10.1038/s41586-023-06079-4)
444 [023-06079-4](https://doi.org/10.1038/s41586-023-06079-4)
- 445 Docherty, A. R., Mullins, N., Ashley-Koch, A. E., Qin, X., Coleman, J. R. I., Shabalin, A., Kang,
446 J. E., Murnyak, B., Wendt, F., Adams, M., Campos, A. I., DiBlasi, E., Fullerton, J. M.,
447 Kranzler, H. R., Bakian, A. V., Monson, E. T., Rentería, M. E., Walss-Bass, C.,
448 Andreassen, O. A., ... Ruderfer, D. M. (2023). GWAS Meta-Analysis of Suicide Attempt:
449 Identification of 12 Genome-Wide Significant Loci and Implication of Genetic Risks for
450 Specific Health Factors. *American Journal of Psychiatry*, 180(10), 723–738.
451 <https://doi.org/10.1176/appi.ajp.21121266>
- 452 Dudbridge, F. (2013). Power and Predictive Accuracy of Polygenic Risk Scores. *PLoS Genetics*,
453 9(3), e1003348. <https://doi.org/10.1371/journal.pgen.1003348>
- 454 Edwards, A. C., Ohlsson, H., Sundquist, J., Crump, C., Mościcki, E., Sundquist, K., & Kendler,
455 K. S. (2024). The role of substance use disorders in the transition from suicide attempt to

- 456 suicide death: a record linkage study of a Swedish cohort. *Psychological Medicine*, 54(1),
457 90–97. <https://doi.org/10.1017/S0033291722002240>
- 458 Ehlers, C. L., Wills, D. N., Karriker-Jaffe, K. J., Gilder, D. A., Phillips, E., & Bernert, R. A. (2020).
459 Delta Event-Related Oscillations Are Related to a History of Extreme Binge Drinking in
460 Adolescence and Lifetime Suicide Risk. *Behavioral Sciences*, 10(10), 154.
461 <https://doi.org/10.3390/bs10100154>
- 462 Grant, B. F., Saha, T. D., June Ruan, W., Goldstein, R. B., Patricia Chou, S., Jung, J., Zhang,
463 H., Smith, S. M., Pickering, R. P., Huang, B., & Hasin, D. S. (2016). Epidemiology of DSM-
464 5 drug use disorder results from the national epidemiologic survey on alcohol and related
465 conditions-III. *JAMA Psychiatry*, 73(1), 39–47.
466 <https://doi.org/10.1001/jamapsychiatry.2015.2132>
- 467 Heatherton, T. F., Kozlowski, L. T., Frecker, R. C., & Fagerstrom, K. O. (1991). The Fagerstrom
468 Test for Nicotine Dependence: a revision of the Fagerstrom Tolerance Questionnaire. *Br J*
469 *Addict*, 86(9), 1119–1127.
- 470 Isaacs, J. Y., Smith, M. M., Sherry, S. B., Seno, M., Moore, M. L., & Stewart, S. H. (2022).
471 Alcohol use and death by suicide: A meta-analysis of 33 studies. *Suicide and Life-*
472 *Threatening Behavior*, 52(4), 600–614. <https://doi.org/10.1111/sltb.12846>
- 473 Johnson, E. C., Salvatore, J. E., Lai, D., Merikangas, A. K., Nurnberger, J. I., Tischfield, J. A.,
474 Xuei, X., Kamarajan, C., Wetherill, L., Rice, J. P., Kramer, J. R., Kuperman, S., Foroud, T.,
475 Slesinger, P. A., Goate, A. M., Porjesz, B., Dick, D. M., Edenberg, H. J., & Agrawal, A.
476 (2023). The collaborative study on the genetics of alcoholism: Genetics. *Genes, Brain and*
477 *Behavior*, 22(5), e12856. <https://doi.org/10.1111/gbb.12856>
- 478 Kamarajan, C., Ardekani, B. A., Pandey, A. K., Chorlian, D. B., Kinreich, S., Pandey, G.,
479 Meyers, J. L., Zhang, J., Kuang, W., Stimus, A. T., & Porjesz, B. (2020). Random forest
480 classification of alcohol use disorder using EEG source functional connectivity,

- 481 neuropsychological functioning, and impulsivity measures. *Behavioral Sciences*, 10(3).
482 <https://doi.org/10.3390/bs10030062>
- 483 Karlsson Linnér, R., Mallard, T. T., Barr, P. B., Sanchez-Roige, S., Madole, J. W., Driver, M. N.,
484 Poore, H. E., de Vlaming, R., Grotzinger, A. D., Tielbeek, J. J., Johnson, E. C., Liu, M.,
485 Rosenthal, S. B., Ideker, T., Zhou, H., Kember, R. L., Pasman, J. A., Verweij, K. J. H., Liu,
486 D. J., ... Dick, D. M. (2021). Multivariate analysis of 1.5 million people identifies genetic
487 associations with traits related to self-regulation and addiction. *Nature Neuroscience*, 1–10.
488 <https://doi.org/10.1038/s41593-021-00908-3>
- 489 Keilp, J. G., Gorlyn, M., Russell, M., Oquendo, M. A., Burke, A. K., Harkavy-Friedman, J., &
490 Mann, J. J. (2013). Neuropsychological function and suicidal behavior: Attention control,
491 memory and executive dysfunction in suicide attempt. *Psychological Medicine*, 43(3), 539–
492 551. <https://doi.org/10.1017/S0033291712001419>
- 493 Kessler, R. C., Borges, G., & Walters, E. E. (1999). Prevalence of and risk factors for lifetime
494 suicide attempts in the National Comorbidity Survey. *Archives of General Psychiatry*, 56(7),
495 617–626. <https://doi.org/10.1001/archpsyc.56.7.617>
- 496 Koller, G., Preuß, U. W., Bottlender, M., Wenzel, K., & Soyka, M. (2002). Impulsivity and
497 aggression as predictors of suicide attempts in alcoholics. *European Archives of Psychiatry*
498 *and Clinical Neuroscience*, 252(4), 155–160. <https://doi.org/10.1007/s00406-002-0362-9>
- 499 Kranzler, H. R., Zhou, H., Kember, R. L., Vickers Smith, R., Justice, A. C., Damrauer, S., Tsao,
500 P. S., Klarin, D., Baras, A., Reid, J., Overton, J., Rader, D. J., Cheng, Z., Tate, J. P.,
501 Becker, W. C., Concato, J., Xu, K., Polimanti, R., Zhao, H., ... Others. (2019). Genome-
502 wide association study of alcohol consumption and use disorder in 274,424 individuals
503 from multiple populations. *Nature Communications*, 10(1), 1499.
504 <https://doi.org/10.1038/s41467-019-09480-8>
- 505 Kurki, M. I., Karjalainen, J., Palta, P., Sipilä, T. P., Kristiansson, K., Donner, K. M., Reeve, M. P.,
506 Laivuori, H., Aavikko, M., Kaunisto, M. A., Loukola, A., Lahtela, E., Mattsson, H., Laiho, P.,

- 507 Della Briotta Parolo, P., Lehisto, A. A., Kanai, M., Mars, N., Rämö, J., ... Palotie, A. (2023).
508 FinnGen provides genetic insights from a well-phenotyped isolated population. *Nature*,
509 *613*(7944), 508–518. <https://doi.org/10.1038/s41586-022-05473-8>
- 510 Lai, D., Kapoor, M., Wetherill, L., Schwandt, M., Ramchandani, V. A., Goldman, D., Chao, M.,
511 Almasy, L., Bucholz, K., Hart, R. P., Kamarajan, C., Meyers, J. L., Nurnberger, J. I.,
512 Tischfield, J., Edenberg, H. J., Schuckit, M., Goate, A., Scott, D. M., Porjesz, B., ... Foroud,
513 T. (2021). Genome-wide admixture mapping of DSM-IV alcohol dependence, criterion
514 count, and the self-rating of the effects of ethanol in African American populations.
515 *American Journal of Medical Genetics, Part B: Neuropsychiatric Genetics*, *186*(3), 151–
516 161. <https://doi.org/10.1002/ajmg.b.32805>
- 517 Lannoy, S., Ohlsson, H., Kendler, K. S., Stephenson, M., Sundquist, J., Sundquist, K., &
518 Edwards, A. C. (2024). Risk of suicidal behavior as a function of alcohol use disorder
519 typologies: A Swedish population-based study. *Addiction*, *119*(2), 281–290.
520 <https://doi.org/10.1111/add.16351>
- 521 Lannoy, S., Ohlsson, H., Sundquist, J., Sundquist, K., & Edwards, A. C. (2022). Roles of alcohol
522 use disorder and resilience in risk of suicide attempt in men: A Swedish population-based
523 cohort. *Suicide and Life-Threatening Behavior*, *52*(2), 341–351.
524 <https://doi.org/10.1111/sltb.12825>
- 525 Le Berre, A. P. (2019). Emotional processing and social cognition in alcohol use disorder.
526 *Neuropsychology*, *33*(6), 808–821. <https://doi.org/10.1037/neu0000572>
- 527 Le Berre, A. P., Fama, R., & Sullivan, E. V. (2017). Executive Functions, Memory, and Social
528 Cognitive Deficits and Recovery in Chronic Alcoholism: A Critical Review to Inform Future
529 Research. In *Alcoholism: Clinical and Experimental Research* (Vol. 41, Issue 8, pp. 1432–
530 1443). Blackwell Publishing Ltd. <https://doi.org/10.1111/acer.13431>

- 531 Leuchter, A. F., Cook, I. A., Hunter, A. M., Cai, C., & Horvath, S. (2012a). Resting-state
532 quantitative electroencephalography reveals increased neurophysiologic connectivity in
533 depression. *PLoS ONE*, 7(2). <https://doi.org/10.1371/journal.pone.0032508>
- 534 Leuchter, A. F., Cook, I. A., Hunter, A. M., Cai, C., & Horvath, S. (2012b). Resting-state
535 quantitative electroencephalography reveals increased neurophysiologic connectivity in
536 depression. *PLoS ONE*, 7(2), e32508. <https://doi.org/10.1371/journal.pone.0032508>
- 537 Levey, D. F., Stein, M. B., Wendt, F. R., Pathak, G. A., Zhou, H., Aslan, M., Quaden, R.,
538 Harrington, K. M., Nuñez, Y. Z., Overstreet, C., Radhakrishnan, K., Sanacora, G.,
539 McIntosh, A. M., Shi, J., Shringarpure, S. S., Concato, J., Polimanti, R., & Gelernter, J.
540 (2021). Bi-ancestral depression GWAS in the Million Veteran Program and meta-analysis
541 in >1.2 million individuals highlight new therapeutic directions. *Nature Neuroscience*.
542 <https://doi.org/10.1038/s41593-021-00860-2>
- 543 Meyers, J. L., Brislin, S. J., Kamarajan, C., Plawecki, M. H., Chorlian, D., Anohkin, A.,
544 Kuperman, S., Merikangas, A., Pandey, G., Kinreich, S., Pandey, A., Edenberg, H. J.,
545 Bucholz, K. K., Almasy, L., & Porjesz, B. (2023). The collaborative study on the genetics of
546 alcoholism: Brain function. *Genes, Brain and Behavior*, 22(5), e12862.
547 <https://doi.org/10.1111/gbb.12862>
- 548 Mills, M. C., & Rahal, C. (2019). A scientometric review of genome-wide association studies.
549 *Communications Biology*, 2(1), 9. <https://doi.org/10.1038/s42003-018-0261-x>
- 550 Modesto-Lowe, V., Brooks, D., & Ghani, M. (2006). Alcohol dependence and suicidal behavior:
551 From research to clinical challenges. In *Harvard Review of Psychiatry* (Vol. 14, Issue 5, pp.
552 241–248). <https://doi.org/10.1080/10673220600975089>
- 553 Mullins, N., Bigdeli, T. B., Børglum, A. D., Coleman, J. R. I., Demontis, D., Mehta, D., Power, R.
554 A., Ripke, S., Stahl, E. A., Starnawska, A., Anjorin, A., Corvin, A., Sanders, A. R., Forstner,
555 A. J., Reif, A., Koller, A. C., Tkowska, B. S., Baune, B. T., Müller-Myhsok, B., ... Lewis, C.
556 M. (2019). GWAS of suicide attempt in psychiatric disorders and association with major

- 557 depression polygenic risk scores. *American Journal of Psychiatry*, 176(8), 651–660.
558 <https://doi.org/10.1176/appi.ajp.2019.18080957>
- 559 Mullins, N., Forstner, A. J., O'Connell, K. S., Coombes, B., Coleman, J. R. I., Qiao, Z., Als, T.
560 D., Bigdeli, T. B., Børte, S., Bryois, J., Charney, A. W., Drange, O. K., Gandal, M. J.,
561 Hageaars, S. P., Ikeda, M., Kamitaki, N., Kim, M., Krebs, K., Panagiotaropoulou, G., ...
562 Andreassen, O. A. (2021). Genome-wide association study of more than 40,000 bipolar
563 disorder cases provides new insights into the underlying biology. *Nature Genetics*.
564 <https://doi.org/10.1038/s41588-021-00857-4>
- 565 Mullins, N., Kang, J. E., Campos, A. I., Coleman, J. R. I., Edwards, A. C., Galfalvy, H., Levey, D.
566 F., Lori, A., Shabalin, A., Starnawska, A., Su, M. H., Watson, H. J., Adams, M., Awasthi, S.,
567 Gandal, M., Hafferty, J. D., Hishimoto, A., Kim, M., Okazaki, S., ... Willour, V. (2022).
568 Dissecting the Shared Genetic Architecture of Suicide Attempt, Psychiatric Disorders, and
569 Known Risk Factors. *Biological Psychiatry*, 91(3), 313–327.
570 <https://doi.org/10.1016/j.biopsych.2021.05.029>
- 571 Mumtaz, W., Vuong, P. L., Xia, L., Malik, A. S., & Rashid, R. B. A. (2017). An EEG-based
572 machine learning method to screen alcohol use disorder. *Cognitive Neurodynamics*, 11(2),
573 161–171. <https://doi.org/10.1007/s11571-016-9416-y>
- 574 National Academies of Sciences and Medicine, E. (2023). Using population descriptors in
575 genetics and genomics research: A new framework for an evolving field. In *Using*
576 *Population Descriptors in Genetics and Genomics Research: A New Framework for an*
577 *Evolving Field*. The National Academies Press. <https://doi.org/10.17226/26902>
- 578 Nievergelt, C. M., Maihofer, A. X., Klengel, T., Atkinson, E. G., Chen, C. Y., Choi, K. W.,
579 Coleman, J. R. I., Dalvie, S., Duncan, L. E., Gelernter, J., Levey, D. F., Logue, M. W.,
580 Polimanti, R., Provost, A. C., Ratanatharathorn, A., Stein, M. B., Torres, K., Aiello, A. E.,
581 Almli, L. M., ... Koenen, K. C. (2019). International meta-analysis of PTSD genome-wide

582 association studies identifies sex- and ancestry-specific genetic risk loci. *Nature*
583 *Communications*. <https://doi.org/10.1038/s41467-019-12576-w>

584 Nunez, P. L., Srinivasan, R., Westdorp, A. F., Wijesinghe, R. S., Tucker, D. M., Silberstein, R.
585 B., & Cadusch, P. J. (1997). EEG coherency. I: Statistics, reference electrode, volume
586 conduction, Laplacians, cortical imaging, and interpretation at multiple scales.
587 *Electroencephalography and Clinical Neurophysiology*, 103(5), 499–515.
588 [https://doi.org/10.1016/s0013-4694\(97\)00066-7](https://doi.org/10.1016/s0013-4694(97)00066-7)

589 Olfson, M., Blanco, C., Wall, M., Liu, S. M., Saha, T. D., Pickering, R. P., & Grant, B. F. (2017).
590 National Trends in Suicide Attempts Among Adults in the United States. *JAMA Psychiatry*,
591 74(11), 1095–1103. <https://doi.org/10.1001/jamapsychiatry.2017.2582>

592 Pandey, G., Seay, M. J., Meyers, J. L., Chorlian, D. B., Pandey, A. K., Kamarajan, C.,
593 Ehrenberg, M., Pitti, D., Kinreich, S., Subbie-Saenz de Viteri, S., Acion, L., Anokhin, A.,
594 Bauer, L., Chan, G., Edenberg, H., Hesselbrock, V., Kuperman, S., McCutcheon, V. V.,
595 Bucholz, K. K., ... Porjesz, B. (2020). Density and Dichotomous Family History Measures
596 of Alcohol Use Disorder as Predictors of Behavioral and Neural Phenotypes: A
597 Comparative Study Across Gender and Race/Ethnicity. *Alcoholism: Clinical and*
598 *Experimental Research*, 44(3), 697–710. <https://doi.org/10.1111/acer.14280>

599 Park, S. M., Lee, J. Y., Kim, Y. J., Lee, J.-Y., Jung, H. Y., Sohn, B. K., Kim, D. J., & Choi, J.-S.
600 (2017). Neural connectivity in Internet gaming disorder and alcohol use disorder: A resting-
601 state EEG coherence study. *Scientific Reports*, 7(1), 1333. [https://doi.org/10.1038/s41598-](https://doi.org/10.1038/s41598-017-01419-7)
602 [017-01419-7](https://doi.org/10.1038/s41598-017-01419-7)

603 Peng, Q., Gilder, D. A., Bernert, R. A., Karriker-Jaffe, K. J., & Ehlers, C. L. (2024). Genetic
604 factors associated with suicidal behaviors and alcohol use disorders in an American Indian
605 population. *Molecular Psychiatry*. <https://doi.org/10.1038/s41380-023-02379-3>

- 606 Potash, J. B., Scott Kane, M. H., Chiu, Y., Simpson, S. G., Dean MacKinnon, M. F., McInnis, M.
607 G., McMahon, F. J., & Raymond DePaulo, J. (2000). Attempted Suicide and Alcoholism in
608 Bipolar Disorder: Clinical and Familial Relationships. *Am J Psychiatry*, 157, 12.
- 609 Rattana Wannisa, & Rattana Narunart. (2558). คลังใหม่16262. *Journal*, 20(Issue), 5.
610 <https://doi.org/DOI>
- 611 Richard-Devantoy, S., Berlim, M. T., & Jollant, F. (2014). A meta-analysis of neuropsychological
612 markers of vulnerability to suicidal behavior in mood disorders. *Psychological Medicine*,
613 44(8), 1663–1673. <https://doi.org/10.1017/S0033291713002304>
- 614 Richard-Devantoy, S., Gorwood, P., Annweiler, C., Olié, J. P., Le Gall, D., & Beauchet, O.
615 (2012). Suicidal behaviours in affective disorders: A deficit of cognitive inhibition? In
616 *Canadian Journal of Psychiatry* (Vol. 57, Issue 4, pp. 254–262). Canadian Psychiatric
617 Association. <https://doi.org/10.1177/070674371205700409>
- 618 Ripley, B., & Venables, W. (2022). *Feed-Forward Neural Networks and Multinomial Log-Linear*
619 *Models. R package Version 7.3-17*. <https://cran.r-project.org/package=nnet>
- 620 Ruan, Y., Lin, Y. F., Feng, Y. C. A., Chen, C. Y., Lam, M., Guo, Z., Ahn, Y. M., Akiyama, K.,
621 Arai, M., Baek, J. H., Chen, W. J., Chung, Y. C., Feng, G., Fujii, K., Glatt, S. J., Ha, K.,
622 Hattori, K., Higuchi, T., Hishimoto, A., ... Ge, T. (2022). Improving polygenic prediction in
623 ancestrally diverse populations. *Nature Genetics*, 54(5), 573–580.
624 <https://doi.org/10.1038/s41588-022-01054-7>
- 625 Sanchez-Roige, S., Palmer, A. A., Fontanillas, P., Elson, S. L., Adams, M. J., Howard, D. M.,
626 Edenberg, H. J., Davies, G., Crist, R. C., Deary, I. J., McIntosh, A. M., Clarke, T.-K., &
627 Clarke, T.-K. (2019). Genome-Wide Association Study Meta-Analysis of the Alcohol Use
628 Disorders Identification Test (AUDIT) in Two Population-Based Cohorts. *American Journal*
629 *of Psychiatry*, 176(2), 107–118. <https://doi.org/10.1176/appi.ajp.2018.18040369>
- 630 Saunders, G. R. B., Wang, X., Chen, F., Jang, S. K., Liu, M., Wang, C., Gao, S., Jiang, Y.,
631 Khunsriraksakul, C., Otto, J. M., Addison, C., Akiyama, M., Albert, C. M., Aliev, F., Alonso,

- 632 A., Arnett, D. K., Ashley-Koch, A. E., Ashrani, A. A., Barnes, K. C., ... Vrieze, S. (2022).
633 Genetic diversity fuels gene discovery for tobacco and alcohol use. *Nature* 2022 612:7941,
634 612(7941), 720–724. <https://doi.org/10.1038/s41586-022-05477-4>
- 635 Scheer, V., Blanco, C., Olfson, M., Lemogne, C., Airagnes, G., Peyre, H., Limosin, F., & Hoertel,
636 N. (2020). A comprehensive model of predictors of suicide attempt in individuals with panic
637 disorder: Results from a national 3-year prospective study. *General Hospital Psychiatry*,
638 67, 127–135. <https://doi.org/10.1016/j.genhosppsych.2020.09.006>
- 639 Shepard, D. S., Gurewich, D., Lwin, A. K., Reed, G. A., & Silverman, M. M. (2016). Suicide and
640 Suicidal Attempts in the United States: Costs and Policy Implications. *Suicide & Life-*
641 *Threatening Behavior*, 46(3), 352–362. <https://doi.org/10.1111/sltb.12225>
- 642 Sher, L. (2006). Alcoholism and suicidal behavior: A clinical overview. In *Acta Psychiatrica*
643 *Scandinavica* (Vol. 113, Issue 1, pp. 13–22). [https://doi.org/10.1111/j.1600-](https://doi.org/10.1111/j.1600-0447.2005.00643.x)
644 [0447.2005.00643.x](https://doi.org/10.1111/j.1600-0447.2005.00643.x)
- 645 Stephenson, M., Lannoy, S., & Edwards, A. C. (2023). Shared genetic liability for alcohol
646 consumption, alcohol problems, and suicide attempt: Evaluating the role of impulsivity.
647 *Translational Psychiatry*, 13(1), 87. <https://doi.org/10.1038/s41398-023-02389-3>
- 648 Tilstra, A. M., Simon, D. H., & Masters, R. K. (2021). Trends in ‘Deaths of Despair’ among
649 Working-Aged White and Black Americans, 1990-2017. *American Journal of Epidemiology*,
650 190(9), 1751–1759. <https://doi.org/10.1093/aje/kwab088>
- 651 Trubetsky, V., Pardiñas, A. F., Qi, T., Panagiotaropoulou, G., Awasthi, S., Bigdeli, T. B.,
652 Bryois, J., Chen, C. Y., Dennison, C. A., Hall, L. S., Lam, M., Watanabe, K., Frei, O., Ge,
653 T., Harwood, J. C., Koopmans, F., Magnusson, S., Richards, A. L., Sidorenko, J., ... van
654 Os, J. (2022). Mapping genomic loci implicates genes and synaptic biology in
655 schizophrenia. *Nature*, 604(7906), 502–508. <https://doi.org/10.1038/s41586-022-04434-5>
- 656 Walters, R. K., Polimanti, R., Johnson, E. O. E. C. E. O., McClintick, J. N., Adams, M. J.,
657 Adkins, A. E., Aliev, F., Bacanu, S.-A., Batzler, A., Bertelsen, S., Biernacka, J. M., Bigdeli,

- 658 T. B., Chen, L.-S., Clarke, T.-K., Chou, Y.-L., Degenhardt, F., Docherty, A. R., Edwards, A.
659 C., Fontanillas, P., ... Agrawal, A. (2018). Trans-ancestral GWAS of alcohol dependence
660 reveals common genetic underpinnings with psychiatric disorders. *Nature Neuroscience*,
661 21(12), 1656–1669. <https://doi.org/10.1038/s41593-018-0275-1>
- 662 Wang, J.-C., Foroud, T., Hinrichs, A. L., Le, N. X. H., Bertelsen, S., Budde, J. P., Harari, O.,
663 Koller, D. L., Wetherill, L., Agrawal, A., Almasy, L., Brooks, A. I., Bucholz, K., Dick, D.,
664 Hesselbrock, V., Johnson, E. O., Kang, S., Kapoor, M., Kramer, J., ... Goate, A. M. (2013).
665 A genome-wide association study of alcohol-dependence symptom counts in extended
666 pedigrees identifies C15orf53. *Molecular Psychiatry*, 18(11), 1218–1224.
667 <https://doi.org/10.1038/mp.2012.143>
- 668 Whiteford, H. A., Degenhardt, L., Rehm, J., Baxter, A. J., Ferrari, A. J., Erskine, H. E., Charlson,
669 F. J., Norman, R. E., Flaxman, A. D., Johns, N., Burstein, R., Murray, C. J., & Vos, T.
670 (2013). Global burden of disease attributable to mental and substance use disorders:
671 findings from the Global Burden of Disease Study 2010. *The Lancet*, 382(9904), 1575–
672 1586. [https://doi.org/10.1016/S0140-6736\(13\)61611-6](https://doi.org/10.1016/S0140-6736(13)61611-6)
- 673 Yuodelis-Flores, C., & Ries, R. K. (2015). Addiction and suicide: A review. In *American Journal*
674 *on Addictions* (Vol. 24, Issue 2, pp. 98–104). Wiley-Blackwell Publishing Ltd.
675 <https://doi.org/10.1111/ajad.12185>
- 676 Zatti, C., Rosa, V., Barros, A., Valdivia, L., Calegario, V. C., Freitas, L. H., Ceresér, K. M. M.,
677 Rocha, N. S. da, Bastos, A. G., & Schuch, F. B. (2017). Childhood trauma and suicide
678 attempt: A meta-analysis of longitudinal studies from the last decade. *Psychiatry Research*,
679 256, 353–358. <https://doi.org/https://doi.org/10.1016/j.psychres.2017.06.082>
- 680 Zhou, H., Kember, R. L., Deak, J. D., Xu, H., Toikumo, S., Yuan, K., Lind, P. A., Farajzadeh, L.,
681 Wang, L., Hatoum, A. S., Johnson, J., Lee, H., Mallard, T. T., Xu, J., Johnston, K. J. A.,
682 Johnson, E. C., Nielsen, T. T., Galimberti, M., Dao, C., ... Gelernter, J. (2023). Multi-

683 ancestry study of the genetics of problematic alcohol use in over 1 million individuals.
684 *Nature Medicine*, 29(12), 3184–3192. <https://doi.org/10.1038/s41591-023-02653-5>
685 Zhou, H., Sealock, J. M., Sanchez-Roige, S., Clarke, T. K., Levey, D. F., Cheng, Z., Li, B.,
686 Polimanti, R., Kember, R. L., Smith, R. V., Thygesen, J. H., Morgan, M. Y., Atkinson, S. R.,
687 Thursz, M. R., Nyegaard, M., Mattheisen, M., Børglum, A. D., Johnson, E. C., Justice, A.
688 C., ... Gelernter, J. (2020). Genome-wide meta-analysis of problematic alcohol use in
689 435,563 individuals yields insights into biology and relationships with other traits. *Nature*
690 *Neuroscience*. <https://doi.org/10.1038/s41593-020-0643-5>
691
692

693 Figure Captions

694 *Figure 1: Clinical comorbidities across those who have and have not reported a suicide attempt*
695 Percentages and means for psychiatric and substance use comorbidities for those who have
696 attempted (SA) and have not attempted (No SA) suicide. Significant differences ($p < .05$)
697 indicated by dashed lines around bars.

698
699 *Figure 2: Polygenic scores across those who have and have not reported a suicide attempt*
700 Panel A presents odds ratios (OR) for AUD, DEP, and SUI PGSs from logistic regression
701 models in persons with AUD who had and had not attempted suicide. Panel B presents OR from
702 multinomial logistic models (no AUD, no suicide attempt as reference group). All models include
703 cohort, sex, PC1-PC3, array, and site as covariates. SEs adjusted for familial clustering using
704 cluster-robust standard errors. AFR = African-like genetic similarity grouping, EUR = European
705 like genetic similarity grouping, AUD = alcohol use disorder polygenic score, DEP = depression
706 polygenic score, = SUI suicide attempt polygenic score, SA- = no lifetime suicide attempt, AUD-
707 = does not meet criteria for alcohol use disorder, SA+ = lifetime suicide attempt, AUD+ = meets
708 criteria for alcohol use disorder.

709
710 *Figure 3. Neurophysiological measures across those with and without a reported suicide*
711 *attempt.*

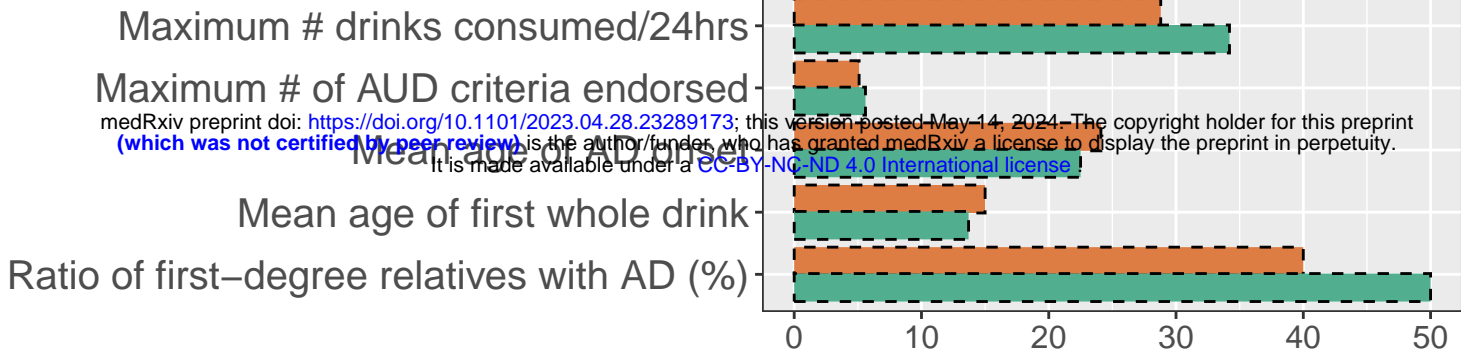
712 Decreased right hemispheric frontal-parietal theta (3-7 Hz @ F8-F4--P8-P4) and decreased
713 interhemispheric temporal-parietal (7-12 Hz @ T8-P8--T7-P7) alpha EEG resting-state
714 coherences. A) Decreased right hemispheric frontal-parietal theta (3-7 Hz @ F8-F4--P8-P4)
715 resting-state EEG coherence. B) Decreased interhemispheric temporal-parietal alpha (7-12 Hz
716 @ T8-P8--T7-P7) resting-state EEG coherence

Table 1. Sociodemographic Characteristics in COGA Participants with an Alcohol Use Disorder (N = 4,068)

	No Suicide Attempt (N = 3,138)	Suicide Attempt (N = 930)
Female (%)	31.8%	53.1%*
Black or African American (%)	20.5%	16.7%
Hispanic (%)	6.2%	8.5%
Mean age at last interview (SD)	39.9 (11.9)	38.2 (10.5)
Suicidal Ideation (%)	46.8%	97.6%*

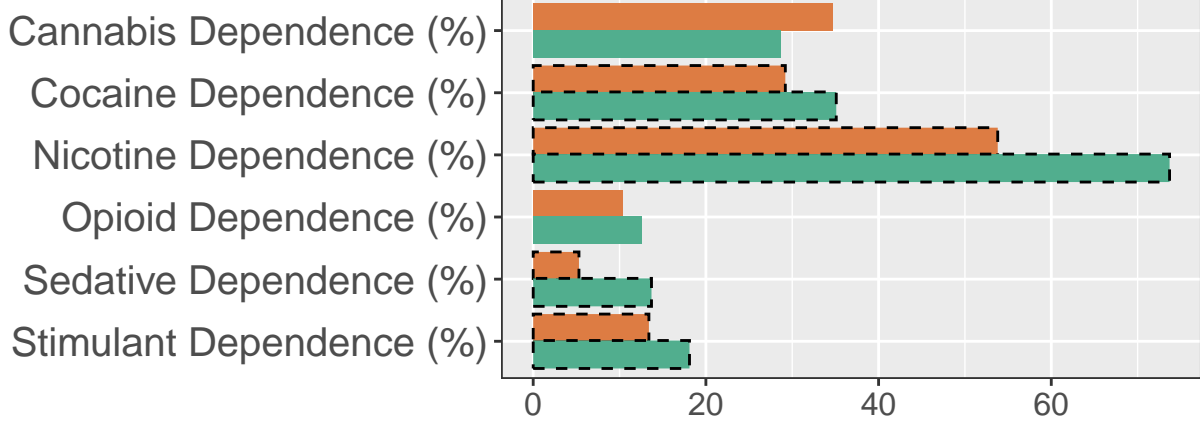
* $p < .05$

AUD Indicators

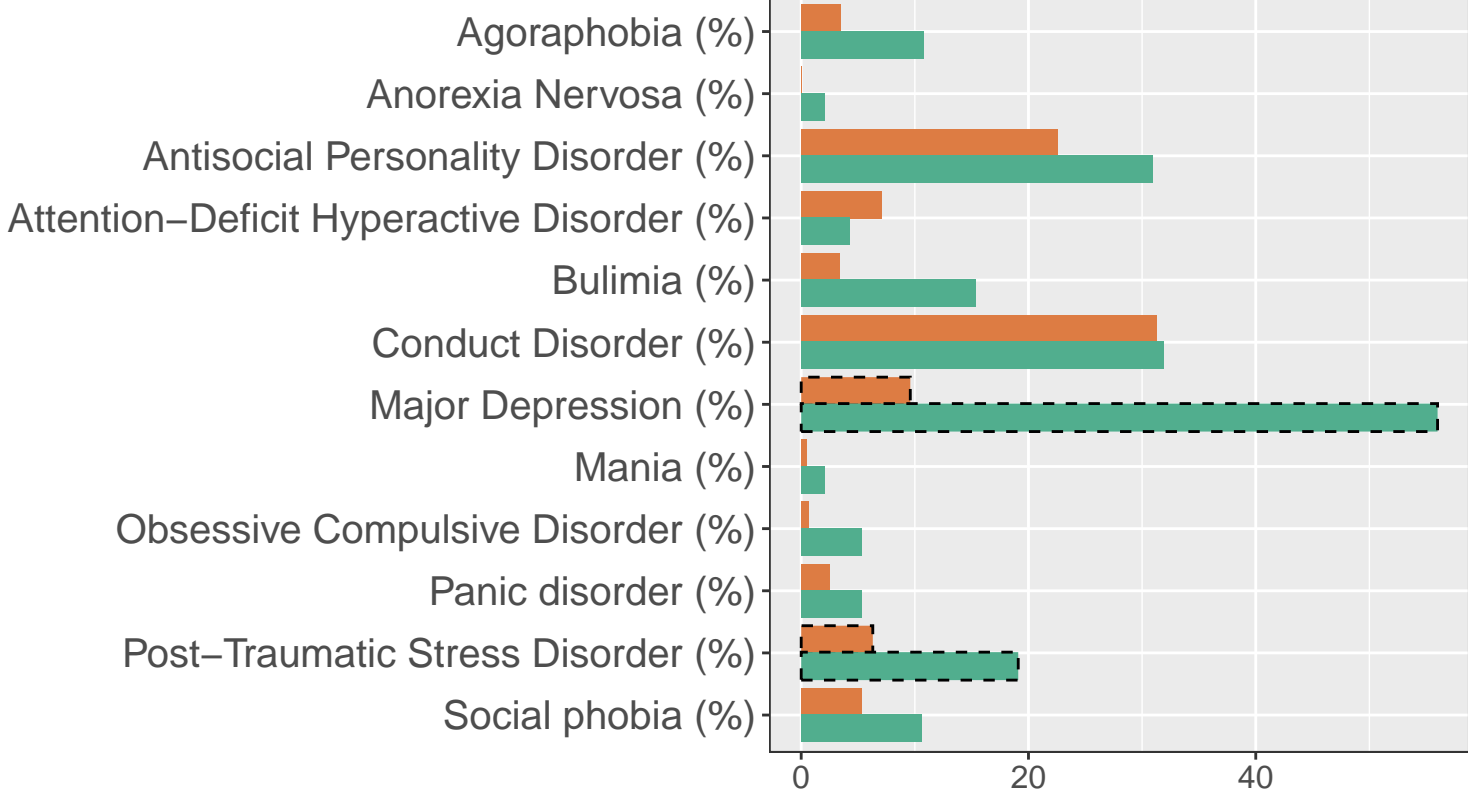


medRxiv preprint doi: <https://doi.org/10.1101/2023.04.28.23289173>; this version posted May 14, 2024. The copyright holder for this preprint (which was not certified by peer review) is the author/funder, who has granted medRxiv a license to display the preprint in perpetuity. It is made available under a [CC-BY-NC-ND 4.0 International license](https://creativecommons.org/licenses/by-nc-nd/4.0/).

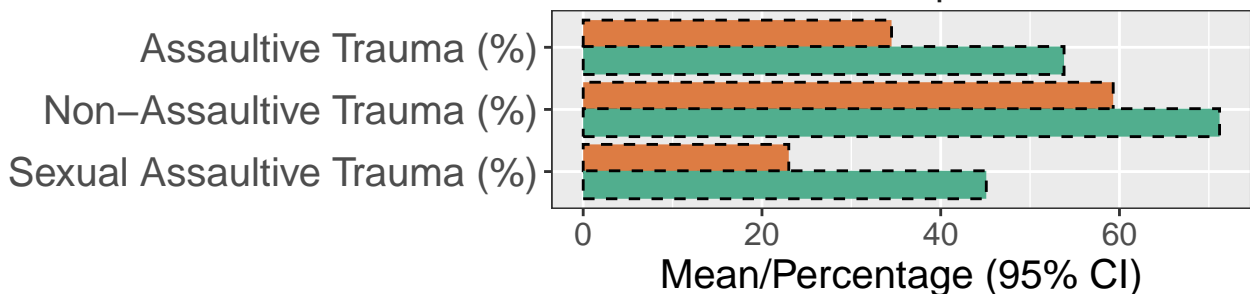
Other SUD



Psychiatric comorbidities

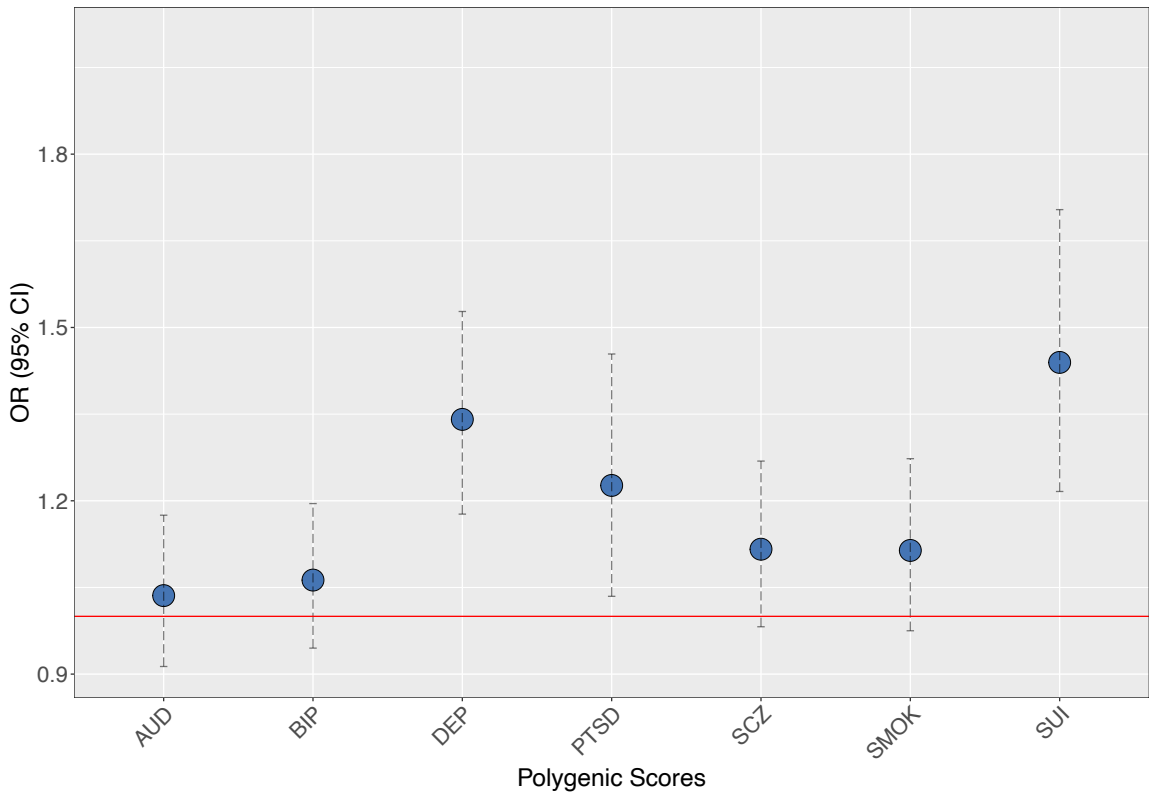


Trauma Exposure

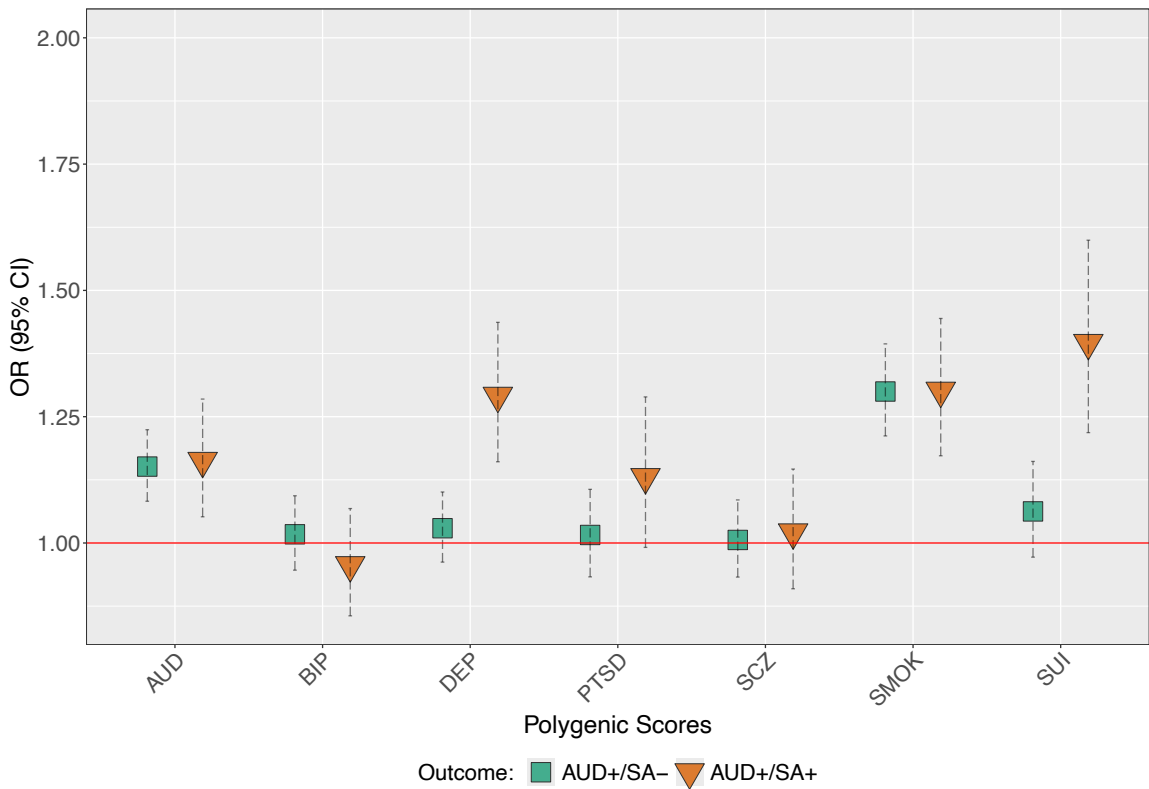


Suicide Attempt: SA No SA

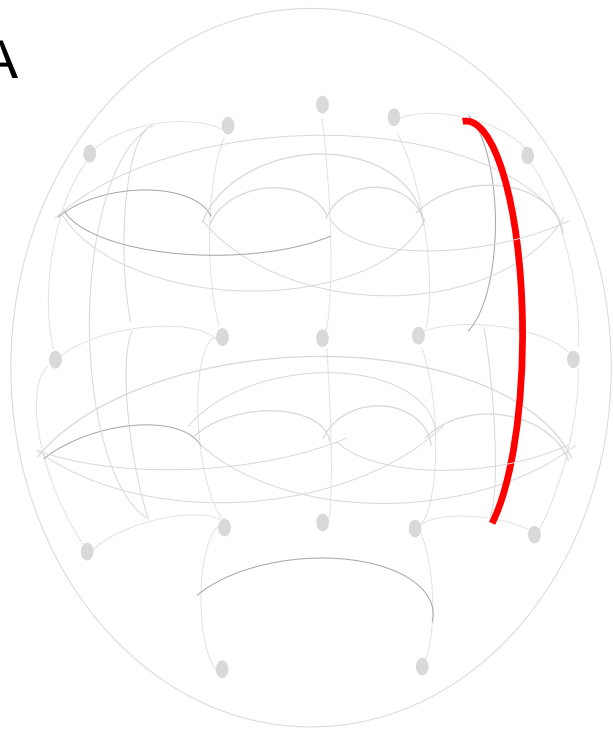
A



B



A



B

