

1 **Regional Prevalence of Hypertension Among People Diagnosed with**
2 **Diabetes in Africa, A Systematic Review and Meta-analysis**

3
4 Thomas Hinneh¹, Samuel Akyirem², Irene Fosuhemaa Bossman³, Victor
5 Lambongang⁴, Patriot Ofori-Aning⁵, Oluwabunmi Ogungbe¹, Yvonne Commodore
6 Mensah^{1,6}

7
8 ¹ Johns Hopkins University School of Nursing

9 ² Yale School of Nursing, Yale University, USA

10 ³ School of Health and Life Sciences, Glasgow Caledonian University, Scotland

11 ⁴ School of Health Sciences, Liberty University, USA.

12 ⁵ Department of Medicine for Older People, Stockport NHS Foundation Trust

13 ⁶ Johns Hopkins Bloomberg School of Public Health

14
15 Corresponding Author:

16 Email: hinneh90@gmail.com

17 ORCID: 0000-0002-4417-506X

18
19 **Thomas Hinneh**

20 Contributed equally to this work with Thomas Hinneh, Akyirem Samuel

21 **ROLES** Conceptualization, Screening, Methodology, Writing – original draft, Writing –
22 review & editing

23 * E-mail: hinneh90@gmail.com

24 **AFFILIATIONS** Johns Hopkins University School of Nursing

25 **Akyirem Samuel**

26 **ROLES**, Methodology, reviewing and editing

27 ‡ TH, SA, VL, IFB, PO, OB, AND YCM also contributed equally to this work.

28 **AFFILIATION** Yale School of Nursing, Yale University, USA

29
30 **Irene Fosuhemaa Bossman**

31 **ROLES** Writing – original draft, Writing – review & editing

32 ‡ TH, SA, VL, IFB, PO, OB, and YCM also contributed equally to this work.

33 **AFFILIATIONS**; School of Health and Life Sciences, Glasgow Caledonian University,
34 Scotland

35
36 **Victor Lambongang**

37 **ROLES** Formal analysis, conceptualization, Writing – review & editing

38 ‡ TH, SA, VL, IFB, PO, OB, and YCM also contributed equally to this work.

39 **AFFILIATION** School of Health Sciences, Liberty University, USA.

40
41 **Patriot Ofori-Aning**

42 **ROLES** Methodology, original draft, Writing – review & editing

43 ‡ TH, SA, VL, IFB, PO, OB, and YCM also contributed equally to this work.

44 **AFFILIATION** Department of Medicine for Older People, Stockport NHS Foundation
45 Trust

46 **Oluwabunmi Ogungbe**

47 **ROLES** Methodology, original draft, Writing – review & editing

48 ‡ TH, SA, VL, IFB, PO, OB, and YCM also contributed equally to this work. include clinical practice.

49 **AFFILIATION**: Johns Hopkins University School of Nursing

50
51 **Yvonne Commodore Mensah**

52 Contributed equally to this work with Thomas Hinneh, Akyirem Samuel

53 **ROLES** Supervision, Validation, Writing – review & editing

54 ‡ TH, SA, VL, IFB, PO, OB, and YCM also contributed equally to this work.

55 **AFFILIATION**: Johns Hopkins University School of Nursing, Johns Hopkins Bloomberg
56 School of Public Health,

57 **Competing Interests**

58 The authors have declared that no competing interests exist.

59 **Abstract**

60 **Background:** Hypertension and diabetes share common pathophysiological
61 mechanisms and hence have a high likelihood of co-occurring. The co-existence of
62 hypertension and diabetes increases cardiovascular disease risk and healthcare
63 spending. This review aimed to estimate the burden of hypertension among people
64 with diabetes in African countries.

65 **Methods:** This review was registered in the International Prospective Register of
66 Systematic Reviews (CRD42021256221). We searched PubMed, Embase, and Hinari
67 databases to identify peer-reviewed articles which provided data on the prevalence of
68 hypertension in people diagnosed with diabetes in Africa. Studies included in the
69 review used different diagnostic criteria and thresholds for hypertension and diabetes
70 diagnosis. We quantified the prevalence of hypertension using random-effects models.
71 We applied generalized linear mixed models with logit transformation to compute
72 regional and overall pooled prevalence and estimate heterogeneity (I^2).

73 **Results:** Out of 3810 studies retrieved from various sources, 41 met the inclusion
74 criteria with sample sizes ranging from 80 - 116726. The mean age was 58 (\pm 11)
75 years and 56% were women. The pooled prevalence of hypertension in people
76 diagnosed with diabetes was 58.1% [95% CI: 52.0% - 63.2%]. By African region,
77 Central Africa had the highest hypertension prevalence; 77.6% [95% CI: 53.0% -
78 91.4%], South Africa 69.1% [95% CI: 59.8% - 77.1%;], North Africa 63.4% [95% CI:
79 37.1% - 69.1%;], West Africa 51.5% [95% CI: 41.8% - 61.1%] and East Africa 53.0%
80 [95% CI: 45.8% - 59.1%]. Increasing age, being overweight/obese, being employed,
81 longer duration of diabetes, urban residence, and male sex were associated with a
82 higher likelihood of hypertension diagnosis (p -values $<$ 0.005).

83 **Conclusion:** The high prevalence of hypertension among people with diabetes in
84 Africa, highlights the critical need for an integrated differentiated service delivery to
85 improve and strengthen primary care and prevent cardiovascular disease. Findings
86 from this meta-analysis may inform the delivery of interventions to prevent premature
87 cardiovascular disease deaths among persons in African countries.

88 **Keywords** hypertension, diabetes, Co-morbidity, non-communicable diseases, Africa

89

90 **Introduction**

91 Hypertension and diabetes are two of the most prevalent non-communicable diseases
92 (NCDs), and major causes of morbidity and mortality globally (1). The burden of
93 hypertension has risen substantially to over one billion since 1990, according to the
94 Lancet NCD Risk Factor Collaboration Study (NCD-RisC) (1). During the same period
95 (1990-2017), the global prevalence of diabetes also increased from 211.2 million to
96 476 million (2). Nearly two-thirds of hypertension and diabetes cases occur in low- and
97 middle-income countries (LMICs), where health systems are already burdened with
98 infectious diseases (3). Even though the Lancet NCD-RisC study reported a decline in
99 the burden of hypertension in high-income countries, LMICs continue to experience
100 an upsurge in rates of hypertension (2–4).

101 Diabetes and hypertension have a higher likelihood of co-occurring because they
102 share several common risk factors including low physical activity, unhealthy dietary
103 patterns, and obesity (5). It is therefore not surprising that people who develop
104 diabetes are also at a greater risk for developing hypertension and vice versa. Up to
105 60% of patients with hypertension are likely to develop diabetes (6). In a nationally
106 representative survey conducted in Bangladesh, hypertension-diabetes co-morbidity
107 affected 4.7% of the population and the prevalence was significantly higher among
108 educated and unemployed people aged 70 years and above (7). In a Korean study,
109 persons with hypertension had a 51% higher risk of developing type 2 diabetes (5).
110 However, data on the burden of hypertension among people diagnosed in Africa is
111 limited despite the link between diabetes and hypertension.

112 Hypertension and diabetes are also linked pathophysiologically. Diabetes causes the
113 stiffening of small blood vessels, and arteriosclerosis which elevates peripheral
114 vascular resistance and significantly increases the risk of developing hypertension (8).
115 Similarly, hypertension increases insulin resistance, therefore, increasing patients' risk
116 of developing diabetes and complications (6).

117 Co-morbidity of hypertension and diabetes worsens blood pressure control and quality
118 of life (9–11), increases the economic burden on patients, and complicates healthcare
119 needs. Persons living with both hypertension and diabetes are less likely to receive
120 appropriate care until the occurrence of complications (12). Hypertension and diabetes

121 co-morbidity may significantly affect the quality of care as well as glucose and blood
122 pressure control (13). This underscores the need for an equal prioritization of clinical
123 and community-based interventions for hypertension and diabetes given their strong
124 association with the risk of developing cardiovascular diseases.

125 An Integrated management strategy may provide a platform for cost-effective
126 management of NCDs and associated risk factors in Africa. The concept of integrated
127 management of NCDs framework is part of the WHO Package of essential
128 noncommunicable (PEN) disease strategies to provide a common treatment platform,
129 improve treatment outcomes and enhance equity and efficiency in healthcare delivery.
130 However, there is a need to first understand the magnitude of hypertension and
131 diabetes co-morbidity in Africa by quantifying the prevalence of hypertension among
132 people diagnosed with diabetes to inform the planning and delivery of an appropriate
133 NCD care model in Africa. Therefore, this review seeks to synthesis the burden of
134 hypertension among people diagnosed with diabetes in Africa using meta-analytic
135 methods.

136 **Methods**

137 This study was conducted according to a pre-designed protocol and the Preferred
138 Reporting Items for a Systematic Review and Meta-analysis (PRISMA) guideline (14).
139 The review was registered on the International Prospective Register of Systematic
140 Reviews (Prospero Registration ID: CRD42021256221)(15).

141 **Search strategy**

142 A comprehensive literature search was performed on PubMed, Embase, and HINARI
143 databases to identify relevant articles that provided data on the prevalence or
144 incidence of hypertension among people diagnosed with diabetes in African countries.
145 The search terms were categorised into population, outcome, and region. Specific
146 terms developed under each category were (1) population: adults diagnosed with type
147 1 and type 2 diabetes mellitus, with or without hypertension, (2) Outcome: prevalence,
148 incidence, risk factors, co-morbidity, treatment outcomes of diabetes and/or
149 hypertension, and (3) Region: Africa. Based on these pre-specified search terms, a
150 search string for: "Diabetes type 1" OR "Diabetes type 2" AND "hypertension" OR "high
151 blood pressure" AND "Incidence" OR "prevalence" OR "co-morbidity" OR "risk factors"

152 OR "treatment outcomes" AND "Africa" OR "All African countries" was derived through
153 an iterative process and adapted for all the databases. Where applicable Medical
154 Subject Headings (MeSH) together with Boolean operators ("AND" and "OR") were
155 applied. This research was not focused on trends, so this term was not included in the
156 search strategy. The original search covered from inception to September 2021 on
157 each database. An updated search was conducted on March 23, 2023, to cover the
158 entire period from inception to March 2023. This review is the first study to estimate
159 the prevalence of hypertension among people with diabetes and so no limitation was
160 applied in terms of year of publication. The full search strategies are available
161 **(Supplementary File 1).**

162 **Eligibility criteria**

163 We used the "Population, outcome, and region" strategy to guide the inclusion and
164 exclusion criteria. Population included studies that recruited participants diagnosed
165 with diabetes type 1 or type 2 were included. The main outcome of the review was the
166 reported prevalence or incidence of hypertension among people with diabetes. Studies
167 that reported secondary-related outcomes such as pregnancy-induced hypertension
168 were excluded. Hypertension threshold was specified as $\geq 140/90$ mm Hg or $\geq 130/80$
169 mm Hg given that cut-off varies across countries in Africa. Studies conducted in African
170 countries were included in the review.

171 **Study selection and data extraction**

172 All the articles retrieved from the various databases were exported to Endnote Version
173 X 9.0 software and duplicates were removed. Two reviewers, IB and VL independently
174 conducted title and abstract screening using the Rayyan Software platform. TH and
175 AS resolved any disagreements when the two reviewers could not reach a consensus.
176 TH, OP, and AS independently extracted the data from the included articles using
177 Microsoft Office Excel. Data items including study title, authors, date of publication,
178 region, country, type of participants, age, and the reported outcome were extracted.
179 Other outcomes date related to hypertension such as prevalence or incidence of
180 hypertension, complications, diagnostic thresholds, and associated risk factors, were
181 also extracted.

182 **Synthesis of results**

183 We performed a tabular synthesis of sample characteristics, effect measures
184 (prevalence), main findings, diagnostic threshold, and criteria of included studies. The
185 prevalence of hypertension among people diagnosed with diabetes was pooled in a
186 mixed-effects meta-analysis using the “metafor” package in R. We used DerSimonian-
187 Laird’s random-effects model as we anticipated considerable heterogeneity among the
188 various studies. We applied the generalized linear mixed models along with logit
189 transformation to determine the pooled prevalence across studies. (58). We also
190 computed the 95% confidence interval (CI) for individual studies and the pooled
191 prevalence using the Clopper-Pearson interval. The pooled prevalence of
192 hypertension was stratified by five regions in Africa (East, West, North, South, and
193 Central).

194 **Analysis**

195 Pooled prevalence was calculated for hypertension in people diagnosed with diabetes.
196 We used the random-effects model as we anticipated considerable heterogeneity
197 among the various studies. We applied the generalized linear mixed models along with
198 logit transformation to determine the pooled prevalence across studies (58). We also
199 computed the 95% confidence interval (CI) for individual studies and the pooled
200 prevalence using the Clopper-Pearson interval.

201 **Quality and Risk of bias Assessment**

202 TH and AS independently conducted quality assessments using a Mixed-Method
203 Appraisal Tool (MMAT)(16). We initially applied the first two mandatory questions to
204 ascertain the feasibility of the tool. We used the standardised set of questions, Q4.1-
205 Q4.5 which is designed for cross-sectional study designs. The overall quality score of
206 the studies was the cumulative average of the independent scores of the two
207 reviewers. Studies that met 4 or 5 of the quality assessment criteria were adjudged to
208 be of high quality and low risk of bias. A rating of 3 means the study met three of the
209 quality assessment criteria, and medium quality and low risk of bias. However, studies
210 rated 2 or 1 showed poor quality and had a high risk of bias (**Table 2**).

211

212 **Results**

213 **Study results and identification**

214 The initial electronic search yielded 3807 records. De-duplication led to exclusion of
215 564 articles, the 3243 articles progressed through titles and abstracts screening, with
216 the exclusion of further 3126 records. The full texts of the remaining 117 records were
217 extensively reviewed and guided by the eligibility criteria. Three additional articles
218 were identified through hand searching of reference lists. The updated search yielded
219 an additional five studies, published between 2021-2022. Overall, 41 articles fully met
220 our inclusion criteria and were included in this review and the meta-analyses. Details
221 of the screening process are provided in the PRISMA flowchart in **Figure 1**.

222 **Characteristics of included studies.**

223 Studies were representative of the five regions in Africa. There were more studies
224 conducted in East, West, and South Africa than the North and Central Africa. Included
225 studies were published between 2002 and 2022. **Figure 2** shows the burden of
226 hypertension among people diagnosed with diabetes according to regions in Africa.
227 The sample sizes of the studies ranged from 80 – 116726 and the mean age of the
228 participant was 58 (\pm 11).

229 While most 32 (78%) of the studies utilized a cut-off point of \geq 140/90 mm Hg for
230 hypertension diagnosis, some 3 (8%) used \geq 130/80 mm Hg as the cut-off. A few of
231 the studies included in the review used an A1c threshold between (\geq 5.7 and $>$ 7.0)
232 (17,19–21,24–27,29,30,32,34,36,42,43,45,49,52,55). In some cases, a fasting
233 plasma/blood glucose level of 5-7 mmol/L or more was used (34,57). Other studies
234 used HbA1c levels exceeding 6.5 or 7 as a diagnostic criterion for diabetes
235 (17,19,29,30,39,42,49,52,54,55). While Twenty-four studies (58%) included patients
236 diagnosed with only type 2 diabetes, no study was found among patients with only
237 type 1 diabetes. Overall, the prevalence of hypertension among people with diabetes
238 ranged from 21% in a study conducted in Ghana (34) to 92% in a South African sample
239 (52).

240 **Prevalence of hypertension in patients with diabetes (Type 1 and 2)**

241 Forty-one studies had complete data on the prevalence of hypertension among people
242 diagnosed with diabetes and hence were eligible for inclusion in the meta-analysis.
243 Overall, the prevalence of hypertension among people diagnosed with diabetes was
244 58.1% (95% CI: 52. % - 63.2%) shown in **Figure 3**. There was significant statistical
245 heterogeneity across studies ($i^2 = 98\%$, $p < 0.001$). The data were grouped into the five
246 African sub-regions. The prevalence of hypertension among people diagnosed with
247 diabetes within East, West, North, Central, and South Africa was 53.0% (95 CI: 45.8%
248 - 59.1%; $i^2 = 96\%$, $p < 0.01$), 51.5% (95 CI: 41.8% - 61.1%; $i^2 = 97\%$, $p < 0.01$), 63.4%
249 (95 CI: 37.1% - 69.1%; $i^2 = 99\%$, $p < 0.01$), 77.6% (95 CI: 53.0% - 91.4%; $i^2 = 92\%$,
250 $p < 0.01$) and 69.1% (95 CI: 59.8% - 77.1%; $i^2 = 100\%$, $p < 0.01$).

251 **Prevalence of hypertension in patients with only type 2 diabetes.**

252 Twenty-four studies (59%) included people diagnosed with type 2 diabetes (**Figure 4**).
253 Subgroup analysis among those with type 2 diabetes showed a prevalence of 60.8%
254 (CI:53.4%-67.7%; $i^2 = 99\%$, $p < 0.01$) which was higher than the overall prevalence rate
255 among T1DM and T2DM “combined” (58%). The highest prevalence was in South
256 Africa (92%) (among patients with known hypertension at an outpatient department),
257 followed by Ethiopia (84.9%), Zimbabwe (80%), and Ghana (74.6%) among
258 participants with only T2DM. Some countries had only one study, hence estimation of
259 the lowest prevalence among people with T2DM was impossible. However, we
260 presented the prevalence the hypertension prevalence among patients with T2DM by
261 the regions with countries within the African sub-region ranked according to the
262 highest estimate (**Figure 5**).

263 **Factors associated with hypertension among people with diabetes (Type 1 and** 264 **2)**

265 Some studies reported factors associated with developing hypertension among people
266 with diabetes. For instance, Abdellagi and colleagues found that the odds of
267 developing hypertension increased with increasing age, body mass index, and being
268 employed. In one study, age increased the odds of hypertension by more than 600%
269 (OR 7.26 4.20-12.54) (41). Furthermore, the risk for hypertension among people with
270 diabetes is highest within the 50-60 age category (29). The duration of diabetes is also
271 associated with an increasing risk of developing hypertension. In three studies, being

272 male increases the odds of developing hypertension among people diagnosed with
273 diabetes. With regards to the residence, Akalu et al. (2020) and Awadalla et al. (2017)
274 reported that people diagnosed with diabetes living in urban residence have higher
275 chances of developing hypertension.

276 **Discussion**

277 Our study reviewed the available literature and conducted a meta-analysis on the
278 burden of hypertension among people with diabetes in Africa. It is well established that
279 diabetes and hypertension are common conditions that are likely to coexist in people
280 through multifaceted and multifactorial pathophysiology (59). In this study, more than
281 half (58.1%) of the people with diabetes in African countries have hypertension. The
282 burden is higher even among patients of known hypertension status and receiving
283 treatment. For instance, 92% of patients diagnosed with diabetes accessing
284 healthcare in an outpatient department in South Africa had hypertension. Significantly,
285 few studies included in this review had higher hypertension prevalence among patients
286 accessing care in health facilities. Furthermore, the prevalence of hypertension among
287 people with only type 2 diabetes is significantly higher than type 1 and type 2
288 combined. This is suggestive of the rising burden of hypertension among people with
289 type 2 diabetes in Africa. While this highlights the need for further research to explore
290 the physiological mechanism between the risk of hypertension among people with type
291 2 diabetes, the few studies that included type 1 diabetes patients could be a result of
292 a lack of capacity for screening and diagnosis of type 1 diabetes in Africa.

293 The findings of this review are particularly salient in light of micro and macrovascular
294 complications and the state of the healthcare system in parts of Africa. In a systematic
295 review by Colosia et al. which included seven studies from three African countries, the
296 prevalence of hypertension among patients diagnosed with diabetes ranged from
297 38.5-80% which is consistent with the findings of our review (60). Additionally, factors
298 such as age (50-60 years), long duration of diabetes, high BMI, male sex, and living
299 in urban areas were noted in our analysis to contribute to the burden of hypertension-
300 diabetes co-morbidity. A systematic review by Bosu and colleagues in 2021 reported
301 an estimated prevalence of 57% of hypertension among the general adult population
302 (>50 years) in Africa (61). Though their review did not exclusively include people
303 diagnosed with diabetes, it highlights the increasing prevalence of hypertension with

304 a higher BMI and above age 50 years, which frequently are the highest indicators of
305 the development of diabetes or undiagnosed diabetes. These factors also corroborate
306 with the findings of the largest United Kingdom Prospective Diabetes Study (UKPDS)
307 in 1998 which reported an association between age, increased BMI, bigger waist/hip
308 ratio, sedentary lifestyle with diabetes development, and further cardiovascular risk
309 (62).

310 Overall, this review has significant implications for health systems' orientation to caring
311 for hypertension and diabetes in Africa. Firstly, this review highlights the need for an
312 integrated NCD model of care in Africa. An integrated NCD model of care is a cost-
313 effective opportunity to prioritize the healthcare needs of people diagnosed with both
314 hypertension and diabetes in settings where healthcare workers and resources are
315 limited.

316 Secondly, the higher prevalence of hypertension reported in this review can be
317 attributed to concerns about urbanization which impact the behavioural styles of the
318 populace. Community and clinic-based models of screening are potential opportunities
319 to be leveraged to enhance screening, treatment, and early detection of hypertension
320 and diabetes.

321 **Strengths and limitations**

322 Previous reviews have focused on hypertension or diabetes burden in infectious
323 diseases such as HIV/AIDS and Tuberculosis in Africa (64–66). However, this study is
324 the first review to estimate the burden of hypertension among people diagnosed with
325 diabetes in Africa. Additionally, this review captured the prevalence rate among people
326 with type 2 diabetes as well as type 1 diabetes. However, the review needs to be
327 considered in the context of some limitations. Only studies published in English were
328 included and that may cause language bias, especially as some African countries
329 publish in other languages like French. More specifically, countries in central Africa
330 were likely to be under-represented which could affect the prevalence estimate.
331 Nonetheless, this review provides a snapshot of the rising burden of hypertension
332 among people with diabetes in Africa.

333 **Conclusion**

334 Hypertension and diabetes co-morbidity is high in Africa. Affected individuals are at
335 high risk for both microvascular and macrovascular complications of diabetes, which
336 include retinopathy, nephropathy, and neuropathy (microvascular) whereas the
337 macrovascular ones include the diseases of the coronary arteries, peripheral arteries,
338 and cerebrovasculature. Patients with these co-morbidities should be managed with
339 lifestyle modifications and appropriate medications to reduce the risk of developing
340 these associated complications.

341

342

343

344

345

346

347

348

349

350

351

352 **References**

- 353 1. Forouzanfar MH, Alexander L, Bachman VF, Biryukov S, Brauer M, Casey D, et al.
354 Global, regional, and national comparative risk assessment of 79 behavioural,
355 environmental and occupational, and metabolic risks or clusters of risks in 188
356 countries, 1990-2013: A systematic analysis for the Global Burden of Disease Study
357 2013. *The Lancet* [Internet]. 2015 Dec 5 [cited 2021 Jun 4];386(10010):2287–323.
358 Available from: /PMC/articles/PMC4685753/
- 359 2. Lin X, Xu Y, Pan X, Xu J, Ding Y, Sun X, et al. Global, regional, and national burden
360 and trend of diabetes in 195 countries and territories: an analysis from 1990 to 2025.
361 *Scientific Reports* 2020 10:1. 2020 Sep 8;10(1):1–11.

- 362 3. World Health Organization. Global Hypertension bulletin [Internet]. Key facts
363 Hypertension. 2021 [cited 2021 Oct 28]. Available from: [https://www.who.int/news-](https://www.who.int/news-room/fact-sheets/detail/hypertension)
364 [room/fact-sheets/detail/hypertension](https://www.who.int/news-room/fact-sheets/detail/hypertension)
- 365 4. Zhou B, Perel P, Mensah G, Ezzati M. Global epidemiology, health burden and effective
366 interventions for elevated blood pressure and hypertension. *Nat Rev Cardiol*. 2021;
- 367 5. Forouzanfar MH, Alexander L, Bachman VF, Biryukov S, Brauer M, Casey D, et al.
368 Global, regional, and national comparative risk assessment of 79 behavioural,
369 environmental and occupational, and metabolic risks or clusters of risks in 188
370 countries, 1990-2013: A systematic analysis for the Global Burden of Disease Study
371 2013. *The Lancet* [Internet]. 2015 Dec 5 [cited 2021 Jun 4];386(10010):2287–323.
372 Available from: [/pmc/articles/PMC4685753/](https://www.ncbi.nlm.nih.gov/pmc/articles/PMC4685753/)
- 373 6. Ohishi M. Hypertension with diabetes mellitus: physiology and pathology. *Hypertension*
374 *Research* 2018 41:6 [Internet]. 2018 Mar 19 [cited 2022 May 1];41(6):389–93. Available
375 from: <https://www.nature.com/articles/s41440-018-0034-4>
- 376 7. Ali N, Akram R, Sheikh N, Sarker AR, Sultana M. Sex-specific prevalence, inequality
377 and associated predictors of hypertension, diabetes, and comorbidity among
378 Bangladeshi adults: results from a nationwide cross-sectional demographic and health
379 survey. *BMJ Open*. 2019 Sep 1;9(9):e029364.
- 380 8. Petrie JR, Guzik TJ, Touyz RM. Diabetes, Hypertension, and Cardiovascular Disease:
381 Clinical Insights and Vascular Mechanisms. *Canadian Journal of Cardiology*. 2018 May
382 1;34(5):575–84.
- 383 9. Kaplan MH, Feinstein AR. The importance of classifying initial co-morbidity in
384 evaluating the outcome of diabetes mellitus. *J Chronic Dis*. 1974 Sep 1;27(7–8):387–
385 404.
- 386 10. Du Y, Heidemann C, Göwald A, Schmich P, Scheidt-Nave C. Prevalence and
387 comorbidity of diabetes mellitus among non-institutionalized older adults in Germany -
388 Results of the national telephone health interview survey German Health Update
389 (GEDA) 2009. *BMC Public Health*. 2013;13(1).
- 390 11. EA K, M H, SL K, M K, KM L, D W, et al. Beyond comorbidity counts: how do comorbidity
391 type and severity influence diabetes patients' treatment priorities and self-
392 management? *J Gen Intern Med*. 2007 Dec;22(12):1635–40.
- 393 12. Voorham J, Haaijer-Ruskamp FM, Wolffenbuttel BHR, Zeeuw D de, Stolk RP, Denig P.
394 Differential Effects of Comorbidity on Antihypertensive and Glucose-Regulating
395 Treatment in Diabetes Mellitus – A Cohort Study. *PLoS One*. 2012 Jun 5;7(6):e38707.
- 396 13. Conwell LJ, Boulton C. The effects of complications and comorbidities on the quality of
397 preventive diabetes care: a literature review. *Popul Health Manag*. 2008;11(4):217–28.
- 398 14. Moher D, Liberati A, Tetzlaff J, Altman DG. Guidelines and Guidance Preferred
399 Reporting Items for Systematic Reviews and Meta-Analyses: The PRISMA Statement.
400 2009;
- 401 15. Hinneh T, Akyirem S, Fosuhemaa IB, Lambongang V, Ofori-Aning P. Hypertension and
402 diabetes comorbidity in Africa, a systematic review. [Internet]. PROSPERO 2021
403 CRD42021256221. 2021 [cited 2022 Mar 18]. Available from:
404 https://www.crd.york.ac.uk/prospero/display_record.php?ID=CRD42021256221
- 405 16. Hong QN, Fàbregues S, Bartlett G, Boardman F, Cargo M, Dagenais P, et al. The Mixed
406 Methods Appraisal Tool (MMAT) version 2018 for information professionals and
407 researchers. *Education for Information*. 2018 Jan 1;34(4):285–91.
- 408 17. Abdelbagi O, Musa IR, Musa SM, Altigani SA, Adam I. Prevalence and associated
409 factors of hypertension among adults with diabetes mellitus in northern Sudan: a cross-

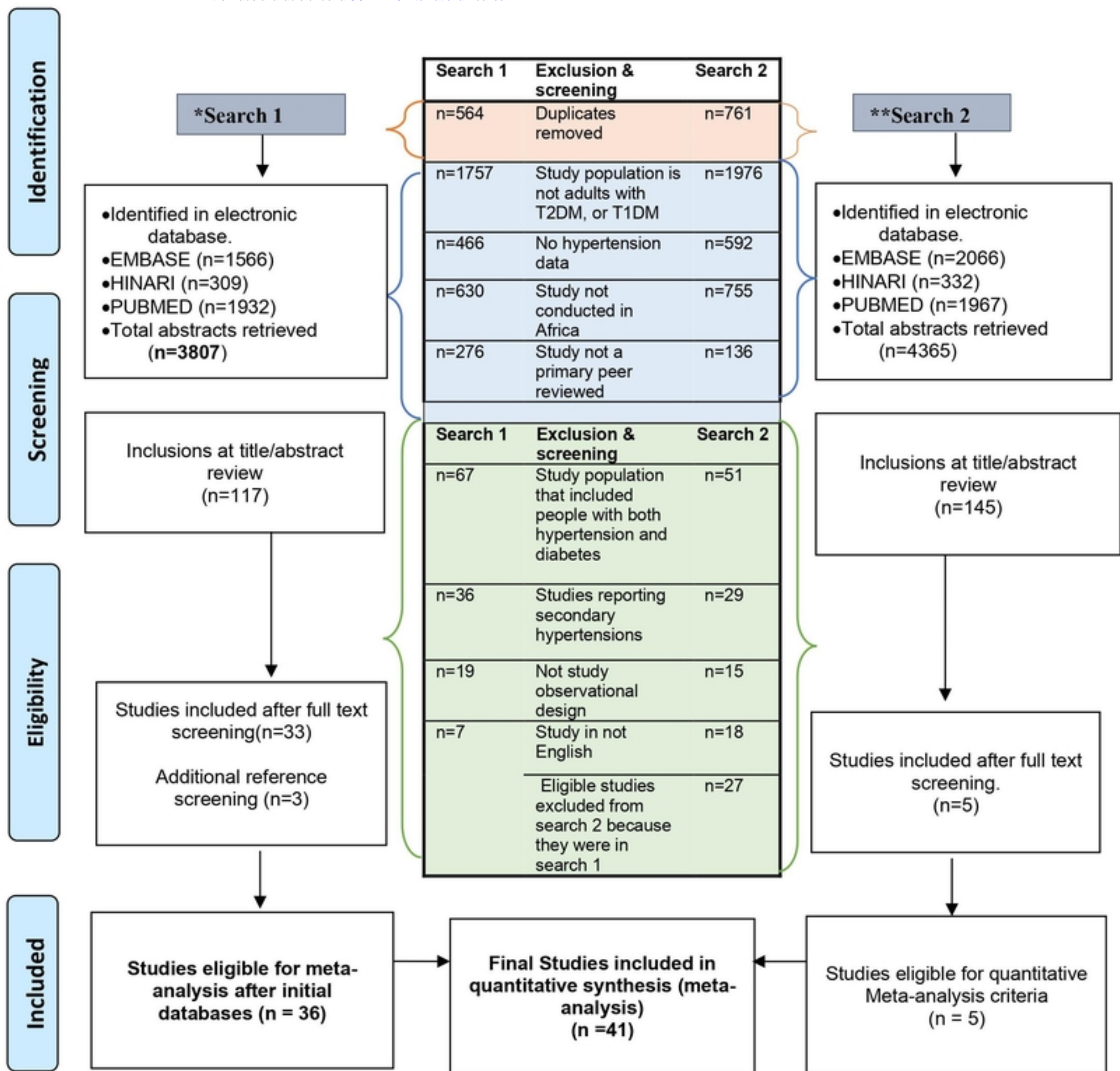
- 410 sectional study. *BMC Cardiovasc Disord* [Internet]. 2021 Dec 1 [cited 2022 Mar
411 18];21(1):1–7. Available from: [https://link.springer.com/articles/10.1186/s12872-021-](https://link.springer.com/articles/10.1186/s12872-021-01983-x)
412 01983-x
- 413 18. Abdissa D. Prevalence and associated factors of painful diabetic peripheral neuropathy
414 among diabetic patients on follow up at Jimma University Medical Center. *J Diabetes*
415 *Metab Disord* [Internet]. 2020 Dec 1 [cited 2022 Apr 11];19(2):1407. Available from:
416 [/pmc/articles/PMC7843708/](https://pubmed.ncbi.nlm.nih.gov/34811111/)
- 417 19. Awadalla H, Noor SK, Elmadhoun WM, Almobarak AO, Elmak NE, Abdelaziz SI, et al.
418 Diabetes complications in Sudanese individuals with type 2 diabetes: Overlooked
419 problems in sub-Saharan Africa? *Diabetes and Metabolic Syndrome: Clinical Research*
420 *and Reviews*. 2017 Dec 1;11:S1047–51.
- 421 20. Dagneb B, Yeshaw Y. Predictors of isolated systolic hypertension among type 2
422 diabetes mellitus patients in Jimma University Specialized Hospital, Southwest
423 Ethiopia. *BMC Research Notes* 2019 12:1 [Internet]. 2019 Aug 15 [cited 2022 Mar
424 18];12(1):1–7. Available from:
425 <https://bmcresnotes.biomedcentral.com/articles/10.1186/s13104-019-4550-3>
- 426 21. Demoz GT, Gebremariam A, Yifter H, Alebachew M, Niriayo YL, Gebreslassie G, et al.
427 Predictors of poor glycemic control among patients with type 2 diabetes on follow-up
428 care at a tertiary healthcare setting in Ethiopia. *BMC Res Notes* [Internet]. 2019 Apr 4
429 [cited 2022 Mar 18];12(1):1–7. Available from:
430 <https://link.springer.com/articles/10.1186/s13104-019-4248-6>
- 431 22. Githinji GG, Hussein AA, Kimani T, Mutuku B, Githuku J, Gura Z, et al. Prevalence of
432 diabetes and co-morbidities in five rural and semi-urban Kenyan counties, 2010–2015.
433 *Int J Diabetes Dev Ctries* [Internet]. 2018 Apr 1 [cited 2022 Apr 11];38(2):243–8.
434 Available from: <https://link.springer.com/article/10.1007/s13410-017-0566-1>
- 435 23. Ndege BW, Diero LO, Owiti M, Anjichi G, Siika AM. Prevalence, Treatment And Control
436 Of Hypertension Among Type 2 Diabetic Patients At Moi Teaching And Referral
437 Hospital, Eldoret, Kenya - PubMed [Internet]. *East Afr Med J* . . 2014 [cited 2022 Mar
438 20]. p. 253–60. Available from: <https://pubmed.ncbi.nlm.nih.gov/26862649/>
- 439 24. Wanjohi F, Otieno F, Ogola E, Amayo E. Nephropathy in patients with recently
440 diagnosed type 2 diabetes mellitus black Africans. *East Afr Med J* [Internet]. 2002 Aug
441 1 [cited 2022 Mar 20];79(8). Available from:
442 https://ecommons.aku.edu/eastafrica_fhs_mc_intern_med/13
- 443 25. Kimando MW, Otieno FCF, Ogola EN, Mutai K. Adequacy of control of cardiovascular
444 risk factors in ambulatory patients with type 2 diabetes attending diabetes out-patients
445 clinic at a county hospital, Kenya. *BMC Endocr Disord* [Internet]. 2017 Dec 1 [cited 2023
446 Feb 14];17(1). Available from: <https://pubmed.ncbi.nlm.nih.gov/29191193/>
- 447 26. Kilonzo SB, Gunda DW, Bakshi FA, Kalokola F, Mayala HA, Dadi H. Control of
448 Hypertension among Diabetic Patients in a Referral Hospital in Tanzania: A Cross-
449 Sectional Study. *Ethiop J Health Sci* [Internet]. 2017 Sep 1 [cited 2023 Feb
450 14];27(5):473–80. Available from: <https://pubmed.ncbi.nlm.nih.gov/29217952/>
- 451 27. Munyogwa MJ, William R, Kibusi SM, Gibore NS. Clinical characteristics and health
452 care received among patients with type 2 diabetes attending secondary and tertiary
453 healthcare facilities in Mwanza Region, Tanzania: A cross-sectional study. *BMC Health*
454 *Serv Res* [Internet]. 2020 Jun 10 [cited 2023 Feb 14];20(1):1–11. Available from:
455 <https://bmchealthservres.biomedcentral.com/articles/10.1186/s12913-020-05407-y>
- 456 28. Mwita M, Kidenya BR. Issue 1 | 1 of 5 *Neurol Res Surg*, 2020 University of Health and
457 Allied Sciences staff-Mwanza Tanzania, A Cross Sectional Study. *Neurol Res Surg*

- 458 [Internet]. 2020 [cited 2023 Feb 14];3(1):1–5. Available from:
459 <https://www.researchgate.net/publication/344351878>
- 460 29. Akalu Y, Belsti Y. Hypertension and Its Associated Factors Among Type 2 Diabetes
461 Mellitus Patients at Debre Tabor General Hospital, Northwest Ethiopia. *Diabetes Metab*
462 *Syndr Obes* [Internet]. 2020 [cited 2022 Mar 20];13:1621. Available from:
463 </pmc/articles/PMC7231788/>
- 464 30. Tsegaw A, Alemu S, Dessie A, Patterson CC, Parry EHO, Phillips DIW, et al. Diabetic
465 retinopathy in type 2 diabetes mellitus patients attending the diabetic clinic of the
466 university of gondar hospital, northwest ethiopia. *J Ophthalmol*. 2021;2021.
- 467 31. Regassa LD, Tola A, Ayele Y. Prevalence of Cardiovascular Disease and Associated
468 Factors Among Type 2 Diabetes Patients in Selected Hospitals of Harari Region,
469 Eastern Ethiopia. *Front Public Health*. 2021 Feb 5;8:1057.
- 470 32. Danquah I, Bedu-Addo G, Terpe KJ, Micah F, Amoako YA, Awuku YA, et al. Diabetes
471 mellitus type 2 in urban Ghana: Characteristics and associated factors. *BMC Public*
472 *Health* [Internet]. 2012 Mar 20 [cited 2022 Mar 20];12(1):1–8. Available from:
473 <https://bmcpublihealth.biomedcentral.com/articles/10.1186/1471-2458-12-210>
- 474 33. Ayodeji, Arije; Modupe, Kuti; Adesoji, Fasanmade; Kehinde, Akinlade; Adeyinka,
475 Ashaye; Millicent, Obajimi; Jokotade Adeleye. Control of hypertension in Nigerians with
476 diabetes mellitus: a report of the Ibadan diabetic / kidney disease study group |
477 *International Journal of Diabetes and Metabolism*. 2007; 15 (3): 82-86 | IMEMR
478 [Internet]. [cited 2022 Apr 11]. Available from:
479 <https://pesquisa.bvsalud.org/portal/resource/pt/emr-82828>
- 480 34. Mogre V, Abedandi R, Salifu ZS. Prevalence of obesity and systemic hypertension
481 among diabetes mellitus patients attending an out-patient diabetes clinic in a Ghanaian
482 Teaching Hospital. *Diabetes & Metabolic Syndrome: Clinical Research & Reviews*.
483 2014 Apr 1;8(2):67–71.
- 484 35. Unadike BC, Eregie A, Ohwovoriole AE. Prevalence of hypertension amongst persons
485 with diabetes mellitus in Benin City, Nigeria. *Niger J Clin Pract* [Internet]. 2011 Jul [cited
486 2022 Mar 20];14(3):300–2. Available from: <https://pubmed.ncbi.nlm.nih.gov/22037073/>
- 487 36. Amankwah-Poku M, Amoah AGB, Sefa-Dedeh A, Akpalu J. Psychosocial distress,
488 clinical variables and self-management activities associated with type 2 diabetes: a
489 study in Ghana. *Clin Diabetes Endocrinol* [Internet]. 2020 Dec [cited 2022 Mar 20];6(1).
490 Available from: <https://pubmed.ncbi.nlm.nih.gov/32685189/>
- 491 37. Mfeukeu-Kuate L, Meyanui VA, Jingi AM, Ndobbo-Koe V, Mballa F, Ntep-Gweth M, et
492 al. Prevalence and determinants of silent myocardial ischemia in patients with type 2
493 diabetes in Cameroon: a cross-sectional study. *Pan Afr Med J* [Internet]. 2022 May 1
494 [cited 2023 Feb 14];42. Available from: <https://pubmed.ncbi.nlm.nih.gov/35949456/>
- 495 38. Amoussou-Guenou D, Wanvoegbe A, Agbodandé A, Dansou A, Tchabi Y, Eyissè Y,
496 et al. Prevalence and Risk Factors of Hypertension in Type 2 Diabetics in Benin. *J*
497 *Diabetes Mellitus* [Internet]. 2015 Sep 21 [cited 2023 Feb 14];5(4):227–32. Available
498 from: http://www.scirp.org/Html/4-4300301_60653.htm
- 499 39. Ovono AF, Bekale S, Fernandez J, Mbang BA, Ngou-Milama E. Cardiovascular risk
500 factors in type 2 diabetic patients in Libreville, Gabon. *African Journal of Diabetes*
501 *Medicine*. 2011;19(2).
- 502 40. Dzudie A, Kengne AP, Muna WFT, Ba H, Menanga A, Kouam CK, et al. Prevalence,
503 awareness, treatment, and control of hypertension in a self-selected sub-Saharan
504 African urban population: a cross-sectional study. *BMJ Open* [Internet]. 2012 [cited
505 2023 Feb 14];2(4). Available from: </pmc/articles/PMC3433777/>

- 506 41. Berraho M, el Achhab Y, Benslimane A, Rhazi K el, Chikri M, Nejjari C. Hypertension
507 and type 2 diabetes: A cross-sectional study in Morocco (EPIDIAM Study). *Pan African*
508 *Medical Journal* [Internet]. 2012 Apr 10 [cited 2022 Mar 18];11(1). Available from:
509 <https://www.ajol.info/index.php/pamj/article/view/82051>
- 510 42. Hussein A, Mahmoud SED, Awad MS, Mahmoud HEM. Assessment of Cardiovascular
511 Risk Factors in Patients with Type 2 Diabetes in Upper Egypt Villages. *Diabetes Metab*
512 *Syndr Obes* [Internet]. 2020 [cited 2022 Mar 20];13:4737–46. Available from:
513 <https://pubmed.ncbi.nlm.nih.gov/33311991/>
- 514 43. Chahbi Z, Lahmar B, Hadri S el, Abainou L, Kaddouri S, Qacif H, et al. The prevalence
515 of painful diabetic neuropathy in 300 Moroccan diabetics. *Pan Afr Med J* [Internet]. 2018
516 [cited 2023 Feb 14];31:158. Available from: </pmc/articles/PMC6488236/>
- 517 44. Kahloun R, Jelliti B, Zaouali S, Attia S, ben Yahia S, Resnikoff S, et al. Prevalence and
518 causes of visual impairment in diabetic patients in Tunisia, North Africa. *Eye* [Internet].
519 2014 Aug 14 [cited 2023 Feb 14];28(8):986. Available from:
520 </pmc/articles/PMC4135255/>
- 521 45. Choukem SP, Kengne AP, Dehayem YM, Simo NL, Mbanya JC. Hypertension in people
522 with diabetes in sub-Saharan Africa: Revealing the hidden face of the iceberg. *Diabetes*
523 *Res Clin Pract*. 2007 Aug 1;77(2):293–9.
- 524 46. Kemche B, Saha Foudjo BU, Fokou E. Risk Factors of Hypertension among Diabetic
525 Patients from Yaoundé Central Hospital and Etoug-Ebe Baptist Health Centre,
526 Cameroon. *J Diabetes Res* [Internet]. 2020 [cited 2022 Mar 20];2020. Available from:
527 <https://pubmed.ncbi.nlm.nih.gov/32626776/>
- 528 47. Adeniyi OV, Yogeswaran P, Longo-Mbenza B, Goon D ter. Uncontrolled Hypertension
529 and Its Determinants in Patients with Concomitant Type 2 Diabetes Mellitus (T2DM) in
530 Rural South Africa. *PLoS One* [Internet]. 2016 Mar 1 [cited 2022 Mar
531 18];11(3):e0150033. Available from:
532 <https://journals.plos.org/plosone/article?id=10.1371/journal.pone.0150033>
- 533 48. Chetty L, Govender N, Govender GM, Reddy P. Demographic stratification of Type 2
534 diabetes and comorbidities in district healthcare in KwaZulu-Natal. *South African Family*
535 *Practice* [Internet]. 2021 Apr 20 [cited 2022 Mar 20];63(1):9. Available from:
536 <https://safpj.co.za/index.php/safpj/article/view/5218/6699>
- 537 49. Makwero MT, Mollentze WF, Joubert G, Steinberg WJ. Anthropometric profile and
538 complications in patients with diabetes mellitus seen at Maluti Adventist Hospital,
539 Lesotho. <https://doi.org/10.1080/2078619020181426901> [Internet]. 2018 Jun 22 [cited
540 2022 Mar 20];60(3):97–102. Available from:
541 <https://www.tandfonline.com/doi/abs/10.1080/20786190.2018.1426901>
- 542 50. Mengesha AY. Hypertension and related risk factors in type 2 diabetes mellitus (DM)
543 patients in Gaborone City Council (GCC) clinics, Gaborone, Botswana. *Afr Health Sci*
544 [Internet]. 2007 Dec [cited 2022 Mar 20];7(4):244. Available from:
545 </pmc/articles/PMC3074377/>
- 546 51. Thinyane KH, Theketsa CE. Characteristics of patients admitted with diabetes in
547 Maseru, Lesotho [Internet]. *African Journal of Diabetes Medic*. 2013 [cited 2022 Mar
548 18]. p. 17–9. Available from:
549 [https://www.africanjournalofdiabetesmedicine.com/articles/AJDM%20May%2017-](https://www.africanjournalofdiabetesmedicine.com/articles/AJDM%20May%2017-19.pdf)
550 [19.pdf](https://www.africanjournalofdiabetesmedicine.com/articles/AJDM%20May%2017-19.pdf)
- 551 52. Kalain A, Omole OB. Lifestyle advice, processes of care and glycaemic control amongst
552 patients with type 2 diabetes in a South African primary care facility. *Afr J Prim Health*

- 553 Care Fam Med [Internet]. 2020 [cited 2023 Feb 12];12(1). Available from:
554 /pmc/articles/PMC7136806/
- 555 53. Goie TT, Naidoo M. Awareness of diabetic foot disease amongst patients with type 2
556 diabetes mellitus attending the chronic outpatient department at a regional hospital in
557 Durban, South Africa. *Afr J Prim Health Care Fam Med* [Internet]. 2016 [cited 2023 Feb
558 14];8(1). Available from: <https://pubmed.ncbi.nlm.nih.gov/28155315/>
- 559 54. Thomas RL, Distiller L, Luzio SD, Chowdhury SR, Melville VJ, Kramer B, et al. Ethnic
560 differences in the prevalence of diabetic retinopathy in persons with diabetes when first
561 presenting at a diabetes clinic in South Africa. *Diabetes Care* [Internet]. 2013 Feb [cited
562 2023 Feb 14];36(2):336–41. Available from:
563 <https://pubmed.ncbi.nlm.nih.gov/23033236/>
- 564 55. Boake M, Mash R. Diabetes in the Western Cape, South Africa: A secondary analysis
565 of the diabetes cascade database 2015 - 2020. *Prim Care Diabetes* [Internet]. 2022
566 Aug 1 [cited 2023 Feb 14];16(4):555–61. Available from:
567 <https://pubmed.ncbi.nlm.nih.gov/35672227/>
- 568 56. Rotchford A, Rotchford K. Diabetes in rural South Africa- An assessment of care and
569 complications. *South African Medical Journal* [Internet]. 2016 Mar 16 [cited 2023 Feb
570 14];92(7):536–41. Available from:
571 <https://www.ajol.info/index.php/samj/article/view/132063>
- 572 57. Sobry A, Kizito W, Van den Bergh R, Tayler-Smith K, Isaakidis P, Cheti E, et al.
573 Caseload, management, and treatment outcomes of patients with hypertension and/or
574 diabetes mellitus in a primary health care programme in an informal setting. *Tropical
575 Medicine & International Health*. 2014 Jan 1;19(1):47–57.
- 576 58. Warton DI, Hui FKC. The arcsine is asinine: The analysis of proportions in ecology.
577 *Ecology*. 2011;92(1).
- 578 59. Epstein M, Sowers JR. Diabetes mellitus and hypertension. *Hypertension*.
579 1992;19(5):403–18.
- 580 60. Colosia AD, Palencia R, Khan S. Prevalence of hypertension and obesity in patients
581 with type 2 diabetes mellitus in observational studies: a systematic literature review.
582 *Diabetes Metab Syndr Obes*. 2013 Sep 16;6:327.
- 583 61. Bosu WK, Reilly ST, Aheto JMK, Zucchelli E (2019) Hypertension in older adults in
584 Africa: A systematic review and meta-analysis. *PLoS ONE* 14(4): e0214934.
585 <https://doi.org/10.1371/journal.pone.0214934>.
- 586 62. Turner RC. The U.K. Prospective Diabetes Study: A review. *Diabetes Care*. 1998 Dec
587 1;21(Supplement_3):C35–8.
- 588 63. Kim HS. Risk of Stroke according to the Duration of Diabetes Mellitus with
589 Hypertension. *Korean Journal of Clinical Laboratory Science*. 2020 Sep 30;52(3):188–
590 93.
- 591 64. Alebel A, Wondemagegn AT, Tesema C, Kibret GD, Wagnaw F, Petrucka P, et al.
592 Prevalence of diabetes mellitus among tuberculosis patients in Sub-Saharan Africa: A
593 systematic review and meta-analysis of observational studies. *BMC Infect Dis*. 2019
594 Mar 13;19(1):1–10.
- 595 65. Young F, Critchley JA, Johnstone LK, Unwin NC. A review of co-morbidity between
596 infectious and chronic disease in Sub-Saharan Africa: TB and Diabetes Mellitus, HIV
597 and Metabolic Syndrome, and the impact of globalization. *Globalization and Health*
598 2009 5:1. 2009 Sep 14;5(1):1–9.

599 66. Workneh MH, Bjune GA, Yimer SA. Prevalence and associated factors of tuberculosis
600 and diabetes mellitus comorbidity: A systematic review. PLoS One. 2017 Apr
601 1;12(4):e0175925.
602
603
604
605



NB: Abbreviation: T2DM; Type two diabetes Mellitus, T1DM; Type one Diabetes Mellitus; Outcome of interest: Primary Hypertension among adults 18+years. Context: Africa, all other type of study designs excluded if not observational study. Search was performed on September 2021, and same terms re-run in February 2023

*Search 1: Results of initial search performed on all the databases.

**Search 2: Same Search terms repeated on the same databases with additional 5 new studies identified.

Figure 1

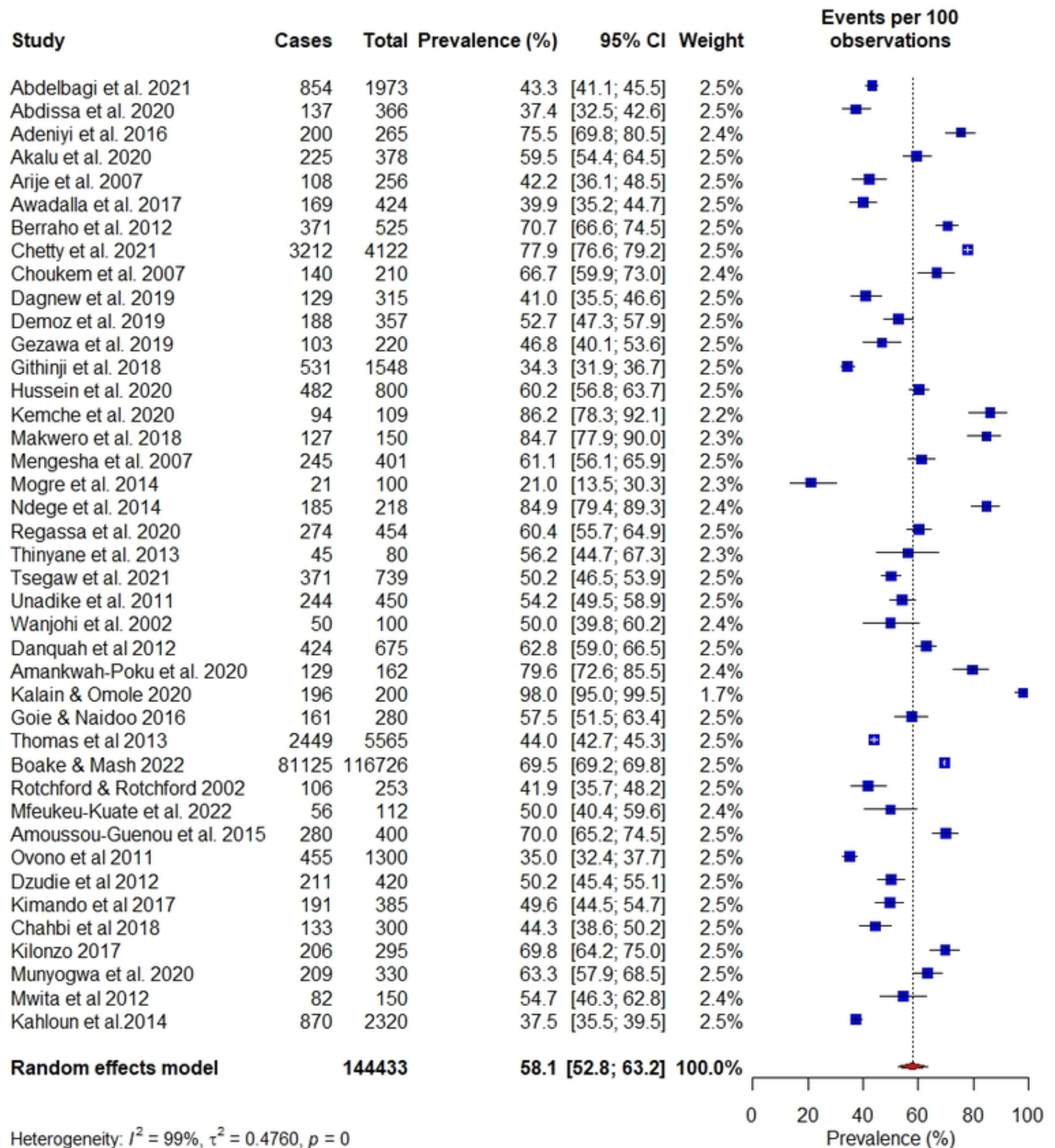


Figure 3

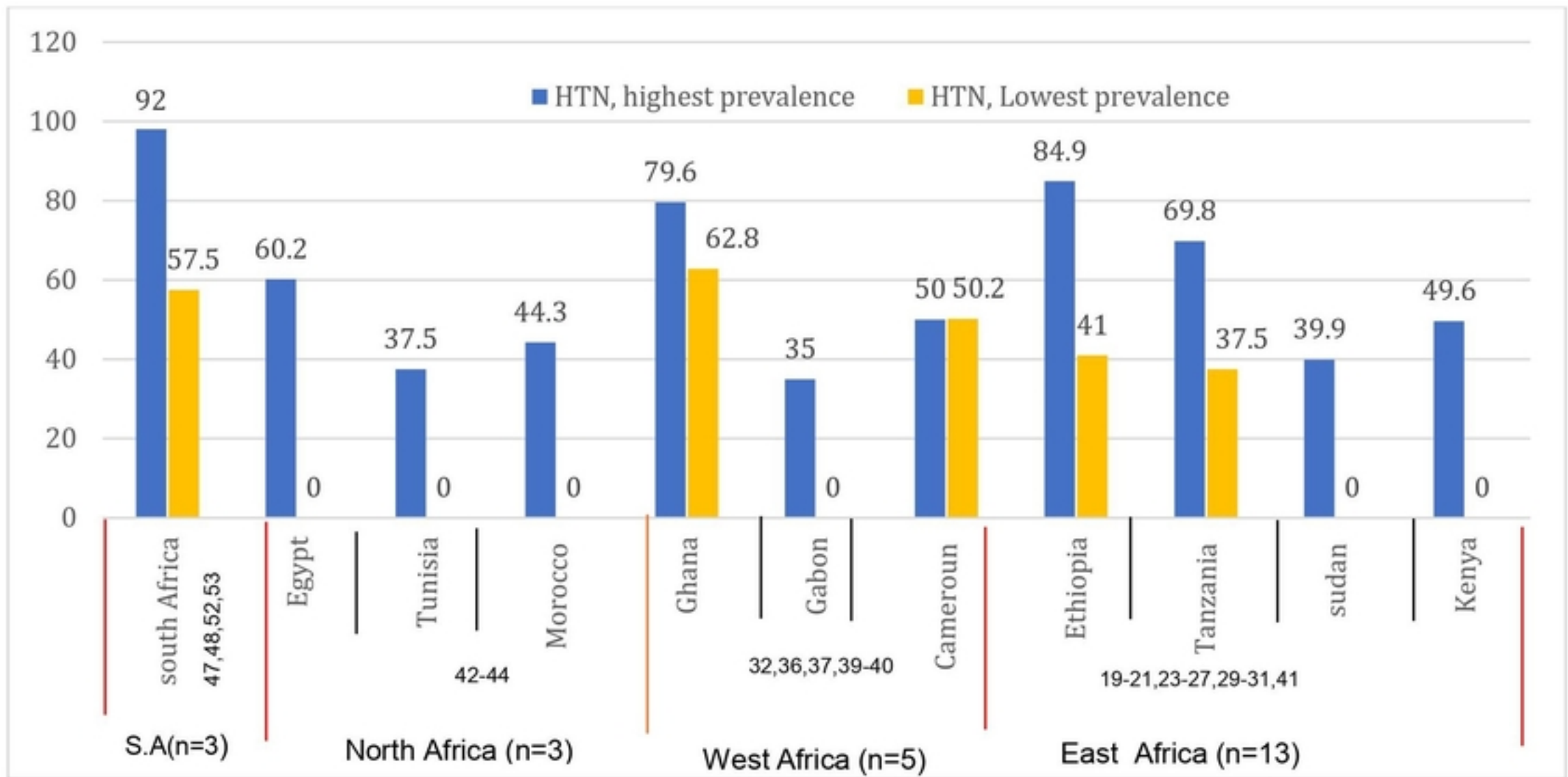


Figure (5): Hypertension (HTN) prevalence rates among participants with only T2DM

Notes: Prevalence rates in percentages. S.A; South Africa, Numbers next to countries depicts reference numbers of studies in each region which correspond to reference numbers in text. High prevalence rate represents a study with the highest prevalence in the country and vice versa for low prevalence. For countries with only one study, the prevalence rate was denoted as highest prevalence and zero for lowest prevalence

Figure 4 Prevalence rate according to country

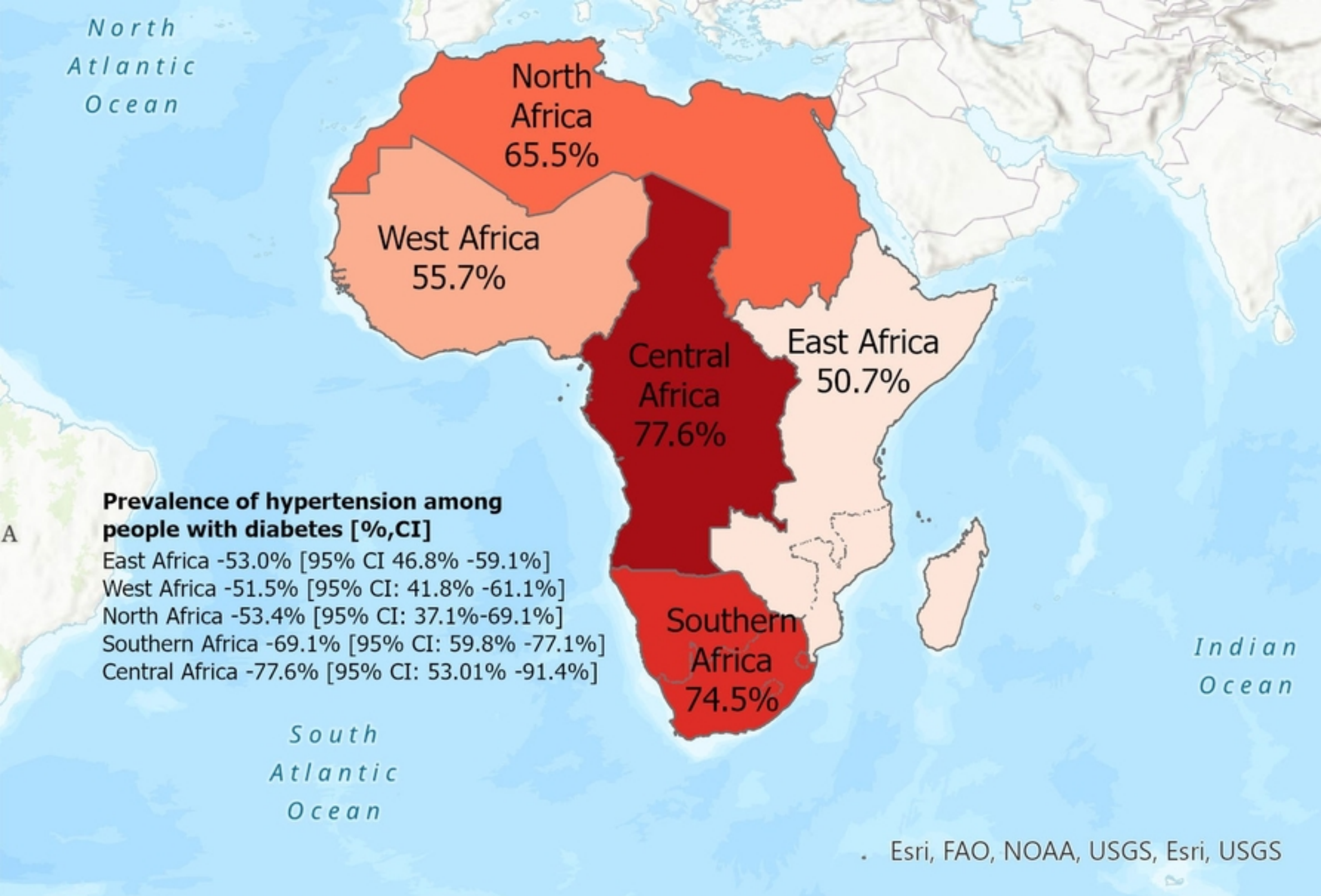


Figure 2