

Healthcare seeking and delays in drug-resistant Tuberculosis patients in Bangladesh

1 **Title:** Healthcare seeking behavior and delays in case of drug-resistant Tuberculosis
2 patients in Bangladesh: Findings from a cross-sectional survey

3 **Authors**

4 1. **Md. Zulqarnine Ibne Noman**^{1,2}

5 2. **Shariful Islam**²

6 3. **Shaki Akter**^{1,3}

7 4. **Ateeb Ahmad Parray**^{1,5*}

8 5. **Dennis G Amando**¹

9 6. **Jyoti Karki**¹

10 7. **Zafria Atsna**¹

11 8. **Dipak Mitra**⁴

12 9. **Shaikh A. Shahed Hossain**¹

13 **Affiliation**

14 1. BRAC James P. Grant School of Public Health (JPGSPH), BRAC university, Dhaka-
15 1212, Bangladesh

16 2. EcoHealth Alliance Bangladesh Programs, Institute of Epidemiology, Disease
17 Control and Research (IEDCR), Dhaka 1212, Bangladesh

18 3. International Centre for Diarrhoeal Disease Research (icddr,b), Bangladesh, Dhaka,
19 Bangladesh

20 4. Department of Public Health, North South University, Dhaka, Bangladesh

21 5. Department of International Health, Health systems program, The Johns Hopkins
22 University, Baltimore, USA

NOTE: This preprint reports new research that has not been certified by peer review and should not be used to guide clinical practice.

Healthcare seeking and delays in drug-resistant Tuberculosis patients in Bangladesh

23 ***Corresponding Author**

24 Email – ahmad.ateeb101@gmail.com

25 **Keywords** – Care seeking, drug-resistant Tuberculosis, Patient delay, Diagnostic delay,
26 Treatment delay, Total delay, Bangladesh

27 **Acknowledgements**

28 The study was conducted under Summative Learning Project (SLP), as a partial requirement
29 of MPH degree at BRAC James P Grant School of Public Health, BRAC University. This work
30 has been funded by collectively by BRAC James P Grant School of Public Health, BRAC
31 University and TDR under grant number: B40297, the Special Programme for Research and
32 Training in Tropical Diseases, which is hosted at the World Health Organization and co-
33 sponsored by UNICEF, UNDP, the World Bank and WHO. We are also indebted towards Dr.
34 Aung, Country director, Damien foundation and Dr. Abdul Hamid Selim, Sr. Scientist,
35 National Tuberculosis and Leprosy control Programme, Ministry of Health and family
36 welfare, Govt. of People’s Republic of Bangladesh for their full-on cooperation during the
37 timeframe of the study.

38 **Competing Interests**

39 The authors have declared no competing interests.

40 **Conflict of Interests**

41 The authors have declared no conflict of interests.

42

43 **Abstract**

44 **Background:** The emergence of Drug-Resistant Tuberculosis (DR-TB) has become a major
45 threat globally and Bangladesh is no exception. Delays in healthcare seeking, proper
46 diagnosis and initiation of treatment cause continuous transmission of the resistant
47 tubercule bacilli through the communities. This study aimed to assess the different health
48 care-seeking behaviors and delays among DR-TB patients in Bangladesh.

49 **Method:** A prospective cross-sectional study was conducted from November to December
50 2018, among 92 culture positive and registered DR-TB patients in four selected hospitals in
51 Bangladesh. Data were collected through face-to-face interviews with survey questionnaire
52 as well as record reviews.

53 **Result:** Among the 92 study participants, the median patient delay was 7 (IQR 3, 15) days,
54 the median diagnostic delay was 88 (IQR 36.5, 210), the median treatment delay was 7 (IQR
55 4,12) days, and the median total delay among DR-TB patients was 108.5 (IQR 57.5, 238) days.
56 81.32% sought initial care from informal healthcare providers. The majority (68.48%) of the
57 informal healthcare providers were drug sellers while 60.87% of patients sought care from
58 more than four healthcare points before being diagnosed with DR-TB. The initial care
59 seeking from multiple providers was associated with diagnostic and total delays.

60 **Conclusion:** In Bangladesh, DR-TB cases usually seek care from multiple providers,
61 particularly from informal providers, and among them, alarmingly higher healthcare-seeking
62 related delays were noted. Immediate measures should be taken both at the health system
63 levels and, in the community, to curb transmission and reduce the burden of the disease.

64

65 Introduction

66 Tuberculosis (TB) is a highly transmissible disease caused by *Mycobacterium tuberculosis*
67 bacilli, the second most infectious killer after the COVID-19 pandemic and the 13th leading
68 cause of overall mortality around the world (1). It is estimated that about a quarter of the
69 world's population is already infected with TB though only 10% of them develop clinical TB
70 during their lifetime (1) (2). The END TB-2030 strategy was developed with a vision of
71 reducing the number of TB death by 90% and reduction of new cases by 80% (3). However,
72 the emergence of drug-resistant tuberculosis (DR-TB) has become a global threat and
73 challenges the End TB-2030 strategy as only one of four new DR-TB cases are now detected
74 while one of two cases got cured (3).

75 DR-TB is a clinical condition where any of the first-line anti-TB drugs is found resistant. It can
76 be categorized as single-drug-resistant, multi-drug-resistant, or extensive drug-resistant (4).
77 Multi-drug resistant tuberculosis (MDR-TB) is the most common form of DR-TB which is
78 resistant to first-line anti-TB drugs Rifampicin (RFP) and Isoniazid (INR). When one
79 fluoroquinolone and a second-line injectable drug are also resistant, then it is categorized as
80 extensive/extreme drug-resistant tuberculosis (XDR-TB) also known as super-bugs, which
81 may facilitate a global tubercular apocalypse, if not prevented, and intervened timely (5) (6).
82 About 157 thousand incident cases of DR-TB were notified, and 150 thousand new cases were
83 enrolled in treatment in 2020 according to the Global TB report. However, the estimated
84 number of new cases of DR-TB is 500 thousand each year while only one of the three cases
85 was treated (7). There was a 22% fall in new case detection and a 15% fall in new enrollment
86 in DR-TB treatment from 2019 due to the COVID-19 pandemic. However, only one of three
87 newly developed DR-TB cases each year are enrolled for treatment (1). The undiagnosed,
88 late diagnosed, and lately treated cases cause the continuous spreading of resistant bacilli in

Healthcare seeking and delays in drug-resistant Tuberculosis patients in Bangladesh

89 the community(8). The high risk of transmission, high case fatality, prolonged treatment,
90 financial, and social burden make DR-TB control strategy more complicated for low and
91 middle socio-income countries like Bangladesh (9). Bangladesh is one of the leading TB
92 burden countries among the top 30 countries (10). In 2020, the laboratory-confirmed number
93 of new DR-TB cases in Bangladesh was 1113, and the incidence rate of DR TB was 2%
94 according to the Global TB report 2020(9).

95 Early diagnosis of DR-TB and timely initiation of treatment are important. Any delays in the
96 initiation of treatment cause more complications, more disease transmission, and higher
97 mortality. An untreated smear-positive TB case can infect 10 more patients in a year and
98 more than 20 patients during its natural course until death (11). Healthcare-seeking behavior
99 is an influential factor in the diagnosis and prognosis of MDR-TB (12). Patient delays and
100 diagnostic delays depend on patterns of care-seeking of a patient. In South Asia, patients
101 usually visit informal healthcare providers as the first point of care (13). Drug sellers,
102 traditional healers, village doctors, ayurvedic, and homeopaths are recognized as informal
103 healthcare providers in Bangladesh(14). About 60.7% of Bangladeshi patients usually seek
104 first care from pharmacies or traditional providers(15). The number of care-seeking points is
105 usually more as the patients shift from one provider to another until the final diagnosis from
106 the DOTS center which is the diagnostic point of DR-TB. The number of Care seeking points
107 have a greater influence on delay among patients (16). Moreover, among the healthcare
108 providers, the likelihood of initial suspicion about the diagnosis of TB was found low (17).
109 Additionally, social stigma, fear of isolation, and misbelief also cause delays in care-seeking
110 and causes patient delays(18). Gender, education, geography, and socio-economic condition
111 are some contributing factors that determine the care-seeking behavior of DR-TB in sub-
112 Saharan Africa(19).

Healthcare seeking and delays in drug-resistant Tuberculosis patients in Bangladesh

113 A study in India found a median patient delay of 25 days for uncomplicated pulmonary TB
114 patients (20). In Bangladesh, the median health system delay was found 7.1 weeks and the
115 median treatment initiation delay was found 10 days among MDR-TB patients in a previous
116 study conducted in 2012-2013 (21). WHO recommends no more than 1-day delay for
117 screening to diagnosis and diagnosis to treatment initiation Policy on TB infection control
118 (22). Few authors suggested that a one-month total delay is acceptable while others
119 suggested the total delay should not exceed two months (23). However, very few studies
120 assessed the possible factors related to healthcare-seeking behavior and different delays of
121 DR-TB patients as a whole and particularly from Bangladesh.

122 The aim of this study was to assess healthcare-seeking behaviors and delays of drug-
123 resistance tuberculosis patients. The evidence from this study will be useful for TB control
124 program to take different specific measure at all levels of health systems and in the
125 community level as necessary, to reduce different delays and to implement the END TB
126 strategy by 2030 successfully.

127

128 **Methods**

129 *Setting and Study population*

130 We conducted a prospective cross-sectional study, country wide, to reach the objectives. A
131 quantitative survey design was adopted using the prospective cross-sectional approach. In
132 Bangladesh, there are 46 chest clinics, one 250-bedded dedicated TB hospital, several
133 medical college hospitals, and one specialized chest disease hospital for treating TB. We
134 purposefully selected four centers where the flow of TB and DR-TB cases were the most
135 among all centers (24). This study was conducted at the National Institute of Diseases of
136 Chest and Hospital (NIDCH), Dhaka; Mymensingh Tuberculosis and Leprosy hospital;
137 Netrakona Tuberculosis and Leprosy hospital; and Tangail Tuberculosis and Leprosy hospital
138 (Figure-1). A few DR-TB patients (13) were interviewed in nearby Upazilla health complexes
139 (UHC) and adjoining communities of respective catchment areas of enrolled TB hospitals in
140 Netrakona and Tangail also to reach the estimated sample size of 92. The patients from the
141 community were identified from the MDR-TB register of the International Non-
142 governmental organization (INGO) - Damien Foundation (DF), as they were under treatment
143 from DF. The NIDCH is the tertiary public hospital in Mohakhali, Dhaka. This is the top
144 referral hospital for DR-TB in Bangladesh. There are 685 beds while 70 beds are reserved for
145 DR-TB patients(25). GF works in 17 countries in Asia. In Bangladesh, they are working in the
146 field of leprosy and TB in collaboration with the National Tuberculosis Control Program
147 (NTP) of Bangladesh. They have three referral hospitals for MDR-TB treatment. This study
148 was conducted in all three referral TB hospitals managed by the DF, which comprises of total
149 255 beds in Tangail (95 beds), Mymensingh (100 beds), and Netrakona (60 beds) (26).

150 **Figure 1:** Map of study site locations presenting the distribution of different delays among
151 DR-TB patients in Bangladesh

Healthcare seeking and delays in drug-resistant Tuberculosis patients in Bangladesh

152 From 17th November to 7th December 2018, all DR-TB patients admitted to the four selected
153 TB hospitals and community patients available from the near the catchment areas of TB
154 hospitals in Tangail and Netrakona during the time of the survey were considered as the
155 study population. Patients with DR-TB were bacteriologically confirmed, either by
156 GeneXpert or culture. The study comprised patients aged 16 or older who were registered
157 with NTP. All forms of DR-TB treatment registration groups were covered. Patients with
158 severe illnesses were excluded from our study.

159 A total of 41 patients were from NIDCH, 23 from Mymensingh TB hospital, 9 from Tangail,
160 and 6 from Netrakona TB hospital. Moreover, 13 available DR-TB patients were interviewed
161 from the catchment areas of Netrakona and Tangail TB hospitals.

Study tools and data collection

163 A pretested structured survey questionnaire was used to conduct face-to-face interviews.
164 The health care seeking questionnaire was adopted from the WHO document "*Diagnostic
165 and treatment delay in tuberculosis- An in-depth analysis of the health-seeking behavior of
166 patients and health system response in seven countries of the Eastern Mediterranean
167 Region*"(27). The questionnaire was translated into the local language Bangla and then again
168 back translated into English to check the accuracy and consistency of the tool. The
169 questionnaire was modified according to the pretesting experiences as per the consensus of
170 the research team. Hospital records were reviewed from the DR-TB card, Sputum register,
171 TB register and Laboratory log to source match the credentials of the hospital admitted
172 study participants as well as participants from catchment areas. Two researchers and three
173 trained research assistants with medical backgrounds who were good in the local language
174 conducted all the interviews. After interviewing each DR-TB patient, the TB-card was
175 reviewed for validation of patient information and for some key information like treatment

Healthcare seeking and delays in drug-resistant Tuberculosis patients in Bangladesh

176 registration group, date of diagnosis and date of treatment, etc. Any conflict between
177 patient response and data records, record data was preferred to reduce recall bias.

178 *Operational definitions*

179 Resistance against one or more anti-TB drugs was considered as DR-TB. It can be single-drug
180 resistant, multi-drug resistant, or extensive drug-resistant. Resistance against the first-line
181 anti-TB drug, Rifampicin (RFP) and Isoniazid (INR) was considered as MDR-TB. The patients
182 who had never been treated for TB before were categorized as new MDR-TB. The patients
183 who were previously treated for TB and were declared as cured were considered as relapse-
184 MDR-TB. The patients who were previously treated for TB but could not complete or lost to
185 follow up (LTFU) were categorized as re-treatment MDR-TB. When a patient previously
186 received TB treatment but the outcome of the treatment was unknown or undocumented,
187 known as other-MDR-TB (24). Resistant against first-line anti-TB drugs with the resistance
188 of one fluoroquinolone and a second-line injectable drug (aminoglycosides and
189 capreomycin) was categorized as XDR-TB. The participants were asked about the date of the
190 onset of the first symptom regarding TB, the date of the first care-seeking from any
191 providers, the date of diagnosis, and the date of treatment initiation. Patient delay was
192 considered as the time between the onset of symptoms of TB identified by a patient to the
193 first care-seeking from any healthcare provider (20). The time between first care-seeking by
194 a patient and being confirmed diagnosed with DR-TB by GeneXpert/Culture was considered
195 as Diagnostic delay (28). Treatment delay was defined as the time between a patient
196 diagnosed with DR-TB and initiation of DR-TB treatment by healthcare providers(27). The
197 time between a patient first recognizing his/her symptoms of DR-TB and getting initiation of
198 treatment was calculated as total delay (20) (Fig. 2). Delay more than the median value
199 considered as long delay.

Healthcare seeking and delays in drug-resistant Tuberculosis patients in Bangladesh

200 **Figure 2:** Definition of different delays (27) (28).

201 According to the NTP guideline of Bangladesh, all DR-TB patients are leveled with the
202 different treatment registration groups- new cases, relapse cases, failure of treatment by 1st
203 line drug (F1), failure of treatment by 1st line drug due to loss to follow-up, failure of
204 retreatment by 1st line drugs (F2), other cases and XDR-TB. New cases were labeled as those
205 who had no previous history of TB. Relapse cases are those who had a history of TB, but
206 treatment was completed and cured. Other cases were labeled who had a history of TB but
207 no documents of taking or completement of drugs. Doctors, both public and private and
208 DOTS providers are defined as formal healthcare providers in this study. Drug sellers, Village
209 doctors (LMF), Traditional healers, Homeopaths, and Ayurvedic were defined as informal
210 healthcare providers. Self-care at home was also categorized as informal care.

211 *Data analysis*

212 All data were entered and cleaned through MS excel (Microsoft Office Professional Plus
213 2021, Microsoft Corporation, Washington, United States) and analyzed through STATA
214 version 16.0 (StataCorp,4905, Lakeway Drive, College Station, Texas 77,845, USA).
215 Descriptive analysis of Socio-demographic characteristics, clinical and personal profile was
216 done using frequency and percentages. Delays were measured using median and range. We
217 performed univariable logistic regression analysis for all predictive factors for different
218 delays and odds ratios (ORs), and 95 % confidence intervals (CI) were calculated. Patient
219 delay was calculated from patient recall. Diagnostic delay was calculated by subtracting
220 patient delay from the date of diagnosis collected from the TB card. Treatment delay was
221 calculated by subtracting the date of diagnosis from the date of treatment initiation
222 collected from the hospital records.

Healthcare seeking and delays in drug-resistant Tuberculosis patients in Bangladesh

223 *Ethical approval*

224 Ethical approval was obtained from the institutional review board (IRB) of James P. Grants
225 School of Public Health, BRAC University under reference number **2018-40-IR**. Formal
226 permission was also taken from the head office of Damien Foundation Bangladesh and
227 respective hospital management. Informed written consent was ensured for all respondents
228 over eighteen years after verbal explanation about the study. Informed written consent was
229 taken from parents and assent was taken from respondents under eighteen years of age.
230 Thumbprint was taken, those who were illiterate. The anonymity and confidentiality of all
231 respondents were well-maintained. Personal protective equipment (PPE) including N95
232 masks was used while interviewing. For community patients, interviews were taken from the
233 nearest directly observed treatment, short-course (DOTS) centers. Transport costs were
234 provided to the community participants.

235

236 **Result**

237 Among the total of 92 patients interviewed, 25 (27.17%) were new MDR-TB, 29 (31.52%) were
238 Relapse-MDR-TB, 33 (35.87%) were Re-treatment-MDR-TB, 3 (3.26%) were XDR-TB and 2
239 (2.17%) were other MDR-TB patients. Among the participants, 69 (75%) were men, 45
240 (48.91%) patients were 16-34 years of age and most of them 66 (71.74%) were living in rural
241 areas. Most participants were married 76 (82.61%) and engaged in manual work 40 (43.48%).
242 Most of the patients 42 (45.65%) had never attended school. The majority were previously
243 smokers 47 (51.09%) while 15 (16.30%) were found current smokers. The larger portion of the
244 participants 38 (41.30%) had a family income range between 10001-20000 BDT.

245 Very few of them were alcoholics 6 (6.52%) while 16 (17.39%) had diabetes and 10 (10.87%)
246 had other co-morbid diseases. The history of the previous TB infection was present among
247 62 (67.39%) patients while 60 (65.22%) had BCG scar proving they were vaccinated.

248 The most common symptoms presented by the patients at the time of first care-seeking
249 from any healthcare provider were Fever 83 (90.22%) and Cough 78 (84.87%). Other major
250 symptoms were weight loss 61 (66.30%), Haemoptysis 12 (13.04%), Chest pain 23 (25%) and
251 anorexia 10 (10.87%). Three or less symptoms were initially present among most of the 67
252 (72.83%) patients. The first healthcare provider, they consulted with was an informal
253 provider in most cases 74 (81.32%). The majority of patients 56 (60.87%) sought care from
254 more than four care-seeking points before getting a confirmatory diagnosis (Table-1).

255

Healthcare seeking and delays in drug-resistant Tuberculosis patients in Bangladesh

256 **Table 1: Frequency distribution with sociodemographic factors, clinical symptoms, care**
257 **seeking variables**

Characteristics	Number of patients (%)
Sex	
Men	69 (75)
Women	23 (25)
Age (year)	
16-34	45 (48.91)
35-54	23 (25.00)
≥55	24 (26.09)
Residence	
Rural	66 (71.74)
Urban	22 (23.91)
Semi-urban	04 (4.35)
Marital Status	
Ever married	76 (82.61)
Never married	16 (17.39)
Employment	
Unemployed	9 (9.78)
Sales & service	16 (17.39)
Business	10 (10.87)
Manual work	40 (43.48)
Housewife	9 (9.78)
Other	8 (8.70)
Educational status	
Not attended school	42 (45.65)
Primary	19 (20.65)
Secondary & above	31 (33.70)
Current smoker	
Yes	15 (16.30)
No	77 (83.70)
Past smoker	
Yes	47 (51.09)
No	45 (48.91)
Family income (BDT)	
≤10000	32 (34.78)
10001-20000	38 (41.30)
≥20000	22 (23.91)
Consume alcohol	
Yes	6 (6.52)
No	86 (93.48)
DM	
Yes	16 (17.39)
No	76 (82.61)
BCG scar	
Yes	60 (65.22)
No	21 (22.83)
Don't know	11 (11.96)
History of the previous TB	
Yes	62 (67.39)
No	30 (32.61)
Number of care-seeking points	
≤5	53 (57.61)
>5	39 (42.39)
Co-morbid disease	
Yes	10 (10.87)
No	82 (89.13)
Treatment registration group	
New, MDR	25 (27.17)
Relapse, MDR	29 (31.52)
Re-treatment, MDR	33 (35.87)
Other, MDR	2 (2.17)
X-DR	3 (3.26)
Symptoms	
Fever	83 (90.22)
Cough	78 (84.78)
Weight loss	61 (66.30)
Chest pain	23 (25.00)
Hemoptysis	12 (13.04)

Healthcare seeking and delays in drug-resistant Tuberculosis patients in Bangladesh

Anorexia	10 (10.87)
Other	04 (4.35)
Number of initial symptoms	
≤3	67 (72.83)
>3	25 (27.17)
Type of first healthcare provider	
Formal	17 (18.68)
Informal	74 (81.32)
Number of care-seeking points	
≤4	36 (39.13)
>4	56 (60.87)

258 The median patient delay was found 7 (IQR 3,15) days. The median diagnostic delay was 88
259 (IQR 36.5, 210) days and the median treatment delay was 7 (IQR 4,12) days, while the total
260 delay was 108.5 (IQR 57.5, 238) days. Before getting the diagnosis, the median number of
261 care-seeking points was 5 (IQR 4,6) (Figure 2). The mean patient delay was 15.38 days. The
262 mean diagnostic delay was 123.46 days, the mean treatment delay was 9.63 days, while the
263 mean total delay was 148 days.

264 **Figure 3:** Median and IQR of Different delays among DR-TB patients in Bangladesh

265 Half of the (54.35%) DR-TB patients had more total delay while patients in NIDCH (63.41%)
266 and Netrakona (62.50%) had the most. Most of the participants from Netrakona had more
267 patients delay (50.00%), diagnostic delay (75.00%) and Treatment delay (62.50%) (Map-1,
268 table-2).

269

Healthcare seeking and delays in drug-resistant Tuberculosis patients in Bangladesh

270 Table 2: Percentage of DR-TB patients who had long delays according to the study sites*

Long delays	NIDCH (%) n= 41	Mymensingh (%) n= 23	Tangail (%) n = 20	Netrakona (%) n = 8	Overall (%) n = 92
Patient delay	39.02	47.83	20.00	50.00	38.04
Diagnostic delay	65.85	47.83	50.00	75.00	52.17
Treatment delay	56.10	56.52	25.00	62.50	50.00
Total delay	63.41	47.83	40.00	62.50	54.35

271 * The table shows the percentages of DR-TB patients who had long patients, diagnostic,
 272 treatment, and total delay according to the study sites. Patient delay > 7 days, diagnostic delay
 273 > 88 days, treatment delay > 7 days, and total delay > 108 days are considered as long delay.

274 The median patient delay varied in sex, age, marital status, occupation, monthly family
 275 income, and presence of co-morbid diseases. Men had nearly double the median patient
 276 delay of 14 (IQR 3,25) days than females 6 (IQR 3,10) days. The young adult group of age (16-
 277 34 years) had more patient delay 7 (IQR 3,15) days than the older age group 35-54 years of
 278 age (6.5 days) and ≥55 years of age (5.5 days). The ever-married patients had a more median
 279 patient delay of 7 (IQR 3,15) days than the never-married group of 5 (3-14.5) days.
 280 Unemployed persons had a median patient delay of 14 (IQR 3,15) days than other
 281 professionals such as manual workers, housewives, and businessmen. The person whose
 282 occupation was "Sales & Service", had a less median patient delay of 3.5 (IQR 3,7.5) days. The
 283 median patient delay was 4 (IQR 3,7) days among patients who had monthly family income
 284 ≥20,000 BDT while those who had monthly family income <20,000 BDT, had a patient delay
 285 of 7 (IQR 3,15) days. The patients who had comorbid diseases found less patient delay 4.5
 286 (IQR 3,7) days while others had 7 (IQR 3,15) days (Table 3).

287 The median diagnostic delay was found more among men 102 (IQR 33,180) days than women
 288 87 (IQR 39,224) days. Young adults (18-34 years of age) had more median diagnostic delay of
 289 101.5 (IQR 36, 201) days than other age groups. Urban patients had less median diagnostic

Healthcare seeking and delays in drug-resistant Tuberculosis patients in Bangladesh

290 delay of 60 (IQR 31, 129) days than rural patients 90 (37, 226) days. Patients who never
291 married found more median diagnostic delay 125 (IQR 23.5, 211.5) days than ever married 84
292 (IQR 42, 206.5) days. Housewives had more median diagnostic delay 106 (IQR 62,142) days
293 than other professions. Higher educated patients had a less diagnostic delay. Educated up to
294 secondary and higher levels had a median diagnostic delay of 81 (IQR 36, 180) days. Current
295 smokers had more delays 125 (IQR 60, 237) days than non-smokers 84 (IQR 36,194) days.
296 Lower-income patients had a median diagnostic delay of 103 (IQR 56, 226) which was more
297 than higher-income patients. Diabetic patients had less diagnostic delay 32 (IQR 23, 64) days
298 than non-diabetic 98 (IQR 60, 222) days. The patient with a previous TB infection had a
299 median diagnostic delay of 105 (IQR 62, 231) days which was more than those who didn't
300 have pre-TB 39 (IQR 24, 89) days. The median diagnostic delay of 142 (IQR 72, 237) days was
301 found among those who had number of care-seeking points more than 5 and 62 (IQR 30, 134)
302 days who had the number of care-seeking points ≤ 5 . The patients who sought first care from
303 formal healthcare providers had less diagnostic of delay 39 (IQR 23, 106) days than who got
304 care from informal providers 95 (IQR 51, 226) days. The patients with co-morbid disease had
305 a median diagnostic delay of 67 (IQR 33, 98) days which was less than who didn't had co-
306 morbid diseases 90 (IQR 37, 219) days. The median diagnostic delay of the patients who had
307 ≤ 3 initial symptoms was 80 (IQR 32.5, 174.5) days (Table 3).

308 The median treatment delay was found more among men (8 days), ≥ 55 years of age (8 days),
309 rural people (8 days), not attend school (8 days), who had previous TB infections (8 days),
310 and who is manual workers (8 days) or occupation was "Sales & Service" (8.5 days). However,
311 the patients who first seek care from formal providers (5.5 days) and patients with co-morbid
312 diseases (6 days) were found to have less median treatment delay (Table 3).

Healthcare seeking and delays in drug-resistant Tuberculosis patients in Bangladesh

313 The median total delay was found more among men (124 days), rural patients (108 days),
 314 Never married (141.5 days), housewives (134.5 days), manual workers (104 days), family
 315 income $\leq 10,000$ BDT (129 days), patients who had pre-TB (119 days), number of care-seeking
 316 points more than 5 (176 days) and patients who had initial symptoms more than 3 (150 days).
 317 On the other side, the median total delay was comparatively less among ≥ 55 years of age (87
 318 days), urban patients (68 days), who had diabetes (63 days), who first seek care from formal
 319 providers (67.5 days) and who had co-morbid diseases (75 days) (Table 3).

320

321 **Table 3:** Socio-demographic characteristics and personal history of DR-TB patients

Characteristics	N (%)	Patient delay	Diagnosis delay	Treatment initiation delay	Total Delay
Median delay (IQR) in days*					
Sex					
Women	69 (75)	6 (3-10)	87 (39-224)	6 (4-9)	104 (48-241)
Men	23 (25)	14 (3-25)	102 (33-180)	8 (4-14)	124 (57.5-213.5)
Age (year)					
16-34	45 (48.91)	7 (3-15)	101.5 (36-201)	7 (4-11)	119 (55-240)
35-54	23 (25.00)	6.5 (3-15)	96.5 (64-184)	7 (4-14)	115 (102-190)
≥ 55	24 (26.09)	5.5 (1.5-11)	64.5 (32-221.5)	8 (5-13.5)	87 (44-235.5)
Residence					
Rural	66 (71.74)	7 (3-14)	90 (37-226)	8 (5-13)	108 (61-250)
Urban	22 (23.91)	7 (3-30)	60 (31-129)	6 (3.5-12)	68 (45-162)
Semi-urban	04 (4.35)	3 (1-6)	140.5(84.5-207.5)	4.5 (3.5-8)	149.5 (95-215.5)
Marital Status					
Ever married	76 (82.61)	7 (3-15)	84 (42-206.5)	7 (4-11)	106 (62-234.5)
Never married	16 (17.39)	5 (3-14.5)	125 (23.5-211.5)	8 (3.5-13.5)	141.5 (56-238.5)
Employment					
Unemployed	9 (9.78)	14 (3-15)	52 (37-201)	6 (4-8)	61 (55-241)
Sales & service	16 (17.39)	3.5 (3-7.5)	80 (24-222)	8.5 (4-12.5)	90 (42-236)
Business	10 (10.87)	7 (3-15)	64 (30-81)	7 (4-9)	91 (47-120)
Manual work	40 (43.48)	7 (3-10)	89.5 (60-224)	8 (4-17)	104 (78-240)
Housewife	9 (9.78)	7 (1.5-20)	106 (62-142)	6 (5-8)	134.5 (88.5-189.5)
Other	8 (8.70)	18 (6-30.5)	137 (56.5-255)	4 (3-8)	208.5 (68-296)
Educational status					
Not attended school	42 (45.65)	6 (2-14)	87 (45-219)	8 (5-13)	103 (66.5-241)
Primary	19 (20.65)	7 (3-15)	104 (60-222)	7 (3-13)	115 (81-162)
Secondary & above	31 (33.70)	7 (3-15)	81 (36-180)	7 (3-11)	102 (48-241)
Current smoker					
Yes	15 (16.30)	7 (4-15)	125 (60-237)	7.5 (5-11)	119 (78-255)
No	77 (83.70)	7 (3-14.5)	84 (36-194)	7 (4-13)	104 (55-229)
Past smoker					
Yes	47 (51.09)	7 (2-10)	91 (37-231)	8 (4-14)	103 (54.5-246)
No	45 (48.91)	7 (3-15)	85 (36-180)	7 (4-10.5)	111.5 (57.5-213.5)
Family income (BDT)					
≤ 10000	32 (34.78)	7 (3-15)	103 (56-226)	7 (4-9)	129 (81-242)
10001-20000	38 (41.30)	7 (3-15)	60 (19-180)	8 (3.5-13)	82 (41-195)
≥ 20000	22 (23.91)	4 (3-7)	96 (62-194)	7 (5-14)	106.5 (69-
Consume alcohol					
Yes	6 (6.52)	3.5 (3-6)	258.5 (95-297)	7 (4-7)	236 (104-303)
No	86 (93.48)	7 (3-15)	81 (33-184)	7.5 (4-13)	108 (55-229)
DM					

Healthcare seeking and delays in drug-resistant Tuberculosis patients in Bangladesh

Yes	16 (17.39)	7 (3.5-20)	32 (23-64)	5.5 (3-9)	63 (33-115)
No	76 (82.61)	7 (3-15)	98 (60-222)	8 (4-13)	112 (78-241)
BCG scar					
Yes	60 (65.22)	7 (2-10)	80.5 (37-180)	7 (3-11)	102 (58-224)
No	21 (22.83)	7 (3-15)	97.5 (21-201.5)	7.5 (5.5-18.5)	112 (33-229)
Don't know	11 (11.96)		180 (60-295)	7.5 (4-12)	201.5 (93-291.5)
History of the previous TB					
Yes	62 (67.39)	7 (3-12)	105 (62-231)	8 (4.5-11)	119 (84-252)
No	30 (32.61)	7 (3-21)	39 (24-89)	6 (4-14)	64.5 (42.5-145)
Number of care-seeking points					
≤4	53 (57.61)	7 (3-15)	62 (30-134)	7 (4-10.5)	78 (47-150)
>4	39 (42.39)	7 (3-15)	142 (72-237)	8 (4-16)	176 (90-255)
Number of initial symptoms					
≤3	67 (72.83)	7 (3-15)	80 (32.5—174.5)	8 (5-13)	108 (58-224)
>3	25 (27.17)	6 (3-10)	143.5(53.5-239.5)	7 (3.5-8.5)	150 (55-242)
Type of first healthcare provider					
Formal	17 (18.68)	8 (3-30)	39 (23-106)	5.5 (2.5-10.5)	67.5 (34-145)
Informal	74 (81.32)	7 (3-14)	95 (52-226)	8 (4-13.5)	109 (63-250)
Co-morbid disease					
Yes	10 (10.87)	4.5 (3-7)	67 (33-98)	6 (4-9)	75 (55-98)
No	82 (89.13)	7 (3-15)	90 (37-219)	7.5 (4-12.5)	111.5 (57.5-240.5)
Treatment registration group					
New, MDR	25 (27.17)	7 (3-15)	36.5 (23-109)	5 (4-13)	57.5 (37.5-145)
Relapse, MDR	29 (31.52)	7 (3-10)	92.5 (30-238.5)	7.5 (4-11.5)	102 (47-255)
Re-treatment, MDR	33 (35.87)	5 (3-15)	105 (70-194)	8 (5.5-11)	119 (90-236)
Other, MDR	2 (2.17)	10.5 (7-14)	119 (37-201)	6.5 (4-9)	136 (48-224)
X-DR	3 (3.26)	21 (15-30)	81 (64-283)	19.5 (18-21)	215.5 (115-316)

322 In logistic regression analysis, the patient delay was found significantly associated with never
 323 married (OR=4.57, 95 % CI=1.20-17.33), non-diabetic (OR=3.19, 95 % CI=1.01-10.10) (Table-
 324 4). The diagnostic delay was significantly associated with the number of care-seeking points
 325 more than 4 (OR=3.33, 95% CI= 1.38-8.03), non-diabetic (OR=10.16, 95% CI= 2.15-47.90). No
 326 variable was found significantly associated with treatment delay. However, total delay was
 327 significantly associated with being non-diabetic (OR=5.65, CI= 1.49-21.45), and the number
 328 of care-seeking points was more than 4 (OR=3.79, 95% CI= 1.55-9.24).

329

Healthcare seeking and delays in drug-resistant Tuberculosis patients in Bangladesh

330 **Table 4:** Logistic regression analysis of the determinants of the patient, diagnostic,
331 treatment, and total delay among the DR-TB patients

Variable	Categories	Patient included	Patient delay		Diagnostic delay		Treatment delay		Total Delay	
			OR	95% CI	OR	95% CI	OR	95% CI	OR	95% CI
Sex	Male	69	1		1		1		1	
	Female	23	0.71	0.27-1.02	1.34	0.52-3.46	0.44	0.17-1.14	1.12	0.44-2.89
Age (year)	16-34	45	1		1		1		1	
	35-54	22	0.87	0.32-2.43	1.53	0.54-4.37	0.96	0.34-2.67	0.88	0.31-2.45
	55 and above	25	1.31	0.49-3.54	0.49	0.18-1.34	1.70	0.61-4.74	0.34	0.12-0.96
Education	No education	44	1		1		1		1	
	Primary	19	0.82	0.30-2.41	1.11	0.38-3.26	0.46	0.15-1.39	0.90	0.31-2.74
	Secondary & above	29	1.49	0.57-3.88	1.07	0.42-2.74	0.64	0.24-1.66	1.07	0.42-2.74
Residence	Rural	66	1		1		1		1	
	Urban	26	0.63	0.25-1.57	0.76	0.31-1.89	0.49	0.19-1.23	1	0.40-2.48
Smoke currently	Yes	15	1		1		1		1	
	No	77	1.05	0.35-3.18	0.90	0.30-2.72	0.46	0.13-1.57	0.62	0.53-4.21
Distance of near health facility	<5 km	59	1		1		1		1	
	≥5 km	33	0.57	0.24-1.35	1.50	0.64-3.55	0.77	0.32-1.82	0.91	0.39-2.13
Diabetes	Yes	16	1		1		1		1	
	No	76	3.19*	1.01-10.10	10.16*	2.15-47.90	2.86	0.94-8.71	5.65*	1.49-21.45
BCG scar	Yes	52	1		1		1		1	
	No	40	0.73	0.32-1.68	1.32	0.58-3.02	1.59	0.68-3.72	1.43	0.62-3.26
Pre-TB	Yes	62	1		1		1		1	
	No	30	0.63	0.26-1.52	0.27	0.11-0.69	0.39	0.16-0.96	0.36	0.15-0.90
Complete previous treatment	Yes	25	1		1		1		1	
	No	39	2.55	0.91-7.15	1.26	0.45-3.48	1.13	0.39-3.23	1.48	0.53-4.08
Number of care-seeking point	Less than or equal to 4	36	1		1		1		1	
	More than 4	56	0.92	0.40-2.14	3.33*	1.38-8.03	1.49	0.64-3.48	3.79*	1.55-9.24
Type of provider at first point	Formal	19	1		1		1		1	
	Informal	73	1.09	0.39-3.00	2.08	0.73-5.88	1.78	0.65-4.94	1.14	0.41-3.14
Treatment registration group	Primary	63	1		1		1		1	
	Secondary	29	1.29	0.53-3.13	1.92	0.78-4.71	1.52	0.61-3.79	1.66	0.68-4.04
Marital status	Ever married	76	1		1		1		1	
	Never married	16	4.57*	1.20-17.33	1.29	0.43-3.81	1.21	0.40-3.68	2.58	0.82-8.13
Consume Alcohol	Yes	7	1		1		1		1	
	No	85	8.17	0.94-70.83	0.16	0.02-1.35	1.07	0.23-5.09	0.37	0.07-2.03
Consume substances	Yes	4	1		1		1		1	
	No	88	3.77	0.377-37.67	0.33	0.03-3.33	0.46	0.05-4.59	0.32	0.03-3.18
imprisonment	Yes	12	1		1		1		1	
	No	80	0.83	0.24-2.84	1.55	0.45-5.29	1.02	0.30-3.48	1	0.30-3.36
Contact with DR-TB	Yes	26	1		1		1		1	
	No	56	0.36	0.13-1.01	1.35	0.53-3.42	0.90	0.35-2.33	0.92	0.36-2.34
	Don't know	10	0.15	0.03-0.79	1.17	0.27-5.02	0.63	0.14-2.72	0.37	0.08-1.74

Healthcare seeking and delays in drug-resistant Tuberculosis patients in Bangladesh

Asthma	Yes	10	1		1		1	0.25-3.59	1	
	No	82	1.21	0.33-4.52	1.65	0.43-6.30	0.94	0.25-3.59	2.57	0.62-10.65

332

333

334 Discussion

335 Healthcare-seeking patterns determine the progression, prognosis, and outcome of DR-TB
336 patients. Choice of healthcare has a key role in the journey to get a cure. The first care-
337 seeking point is important as well as the number of providers. Bangladesh has a pluralistic
338 health system where the coexistence of different stakeholders, including formal and
339 informal healthcare providers, is usual(29). The referral system is not well-established,
340 especially between informal to formal providers. This study revealed that most of the DR-TB
341 patients (81.32%) were initially visited by informal providers, dominantly drug sellers
342 (68.48%). Other informal providers were village doctors, traditional healers, homeopaths,
343 ayurvedic, etc. Similar findings were found in other studies regarding care-seeking behaviors
344 of TB/MDR-TB patients in Bangladesh(14)(30). A study among TB patients in India,
345 Zimbabwe, and Ethiopia found that two-thirds of them sought first care from non-qualified
346 professionals(31)(32)(33). Informal care providers usually treat with medicine without
347 suggesting any investigations(15). Prescription of antibiotics irrationally is also common
348 among them(34). Also, they don't refer patients to formal providers or DOTS centers. So, a
349 large portion of the patients had more diagnostic delays found by this study. Patients seeking
350 initial care from informal providers were found to have more than twice the median
351 diagnostic delay, as those who seek care from formal providers. A previous study among TB
352 patients found more health system delays (52%) who seek care from informal providers than
353 formal providers (16%)(34). Policymakers should keep in mind this larger portion of the cake-
354 informal caregivers for effective control of DR-TB. Awareness programs should introduce,
355 train them, and establish a referral system between informal to formal caregivers to reduce
356 delays.

Healthcare seeking and delays in drug-resistant Tuberculosis patients in Bangladesh

357 The study calculated the number of care-seeking points from the initial symptom of DR-TB
358 to confirmatory diagnosis. The median number of care-seeking points for DR-TB patients
359 was found 5 which is more than in other countries like the USA-4, India-2, and Zimbabwe-3
360 (35) (33) (32). Care seekers from informal providers had more care-seeking points before
361 diagnosis. More care-seeking points cause more diagnostic and health system delays.
362 Ultimately, these phenomena cause a longer period of DR-TB transmission in the
363 communities. Preventing this vicious cycle is of utmost need to control DR-TB in low-
364 resource countries like Bangladesh.

365 The median time between the onset of the first symptom of DR-TB and the first care-seeking
366 was found 7 days in this study, which is the patient delay. No other study in Bangladesh
367 calculated the patient delays among DR-TB patients. However, studies from other countries
368 found more median patient delays among DR-TB/uncomplicated TB patients such as
369 Zimbabwe- 26 days, Ethiopia- 35 days, China- 58 days (95% of cases), USA- 25 days, and
370 India- 15 days(33)(31)(6)(36)(37). One of the reasons for the low patient delay found in our
371 study is the operational definition. This study defined 'patient delay' as the time between the
372 appearance of the first symptom to the first consultation with healthcare providers
373 irrespective of their types- formal or informal, whether most of the study considered only
374 formal providers(38). The healthcare system of many countries is not as pluralistic as
375 Bangladesh. Seeking care from drug sellers is common in Bangladesh as there is no strict
376 monitoring system though there is a provision of not selling drugs without the prescription
377 of qualified professionals. Two out of five people in Dhaka the capital city of Bangladesh seek
378 care from community pharmacies(39). From the patient perspective, at the community level,
379 pharmacies/informal providers are nearer, less time-consuming, and more cost-effective
380 than formal healthcare settings.

Healthcare seeking and delays in drug-resistant Tuberculosis patients in Bangladesh

381 We found a median diagnostic delay of 88 days among the study participants. A previous
382 study (2012-13) in Bangladesh among MDR-TB patients found a health system delay of 7.1
383 weeks while the provider's delay was only 4 weeks which is much lesser than the findings of
384 this study(10). There was a possible role of informal providers for this variation. Very few
385 participants (10.8%) in that study sought initial care from informal providers compared to the
386 findings of our study (81.32%). Female participants (75% vs 33.3%), Rural participants (71.74%
387 vs 49.3%), and illiterates (45.65% vs 22%) were more in our study than Rifat et al. Moreover,
388 27.17% of the participants of this study were categorized as new MDR-TB while the previous
389 study had only 2.4 %(40). The median diagnostic delay among MDR-TB patients in China was
390 84 days while in Zimbabwe 97 days(41)(6)(33) which was very similar. A previous study
391 among TB patients found a diagnostic delay of 68.5 days in Bangladesh which is less than our
392 study(15). Seeking care from informal providers at the first point, seeking care from multiple
393 healthcare providers, or the tendency to switch providers several times contributes to
394 diagnostic delay. On top of that, qualified healthcare providers occasionally didn't suggest
395 investigations necessary for diagnosing DR-TB(11). The diagnostic delay is a key indicator of
396 the health system. Reducing diagnostic delays through strengthening a pluralistic health
397 system is a challenge for Bangladesh.

398 This study found a median treatment initiation delay of 7 days. The median treatment
399 initiation delays found previous studies was 9 days in China(42), 8 days in Gujrat, India(43) 13
400 days in Myanmar(44), 10 days in Bangladesh(21), 10-22 days in South Africa(45), 9-17 days in
401 Russia(46), 7 days in Bhopal, India(47). The treatment initiation delays mostly occur due to
402 repetition of confirmatory tests, baseline investigations before starting treatment, and
403 sometimes an inadequate number of resident beds for DR-TB in tertiary hospitals(21). Also,
404 the patient's seriousness about the disease due to lack of awareness and motivation is

Healthcare seeking and delays in drug-resistant Tuberculosis patients in Bangladesh

405 another possible cause of delay(48). Treatment delay results in poor prognosis and risk of
406 transmission of DR-TB bacilli to the community. However, the treatment initiation delays
407 can be reduced by ensuring an adequate number of beds for DR-TB in all tertiary hospitals,
408 ensuring proper counseling after diagnosis, and suggesting baseline investigations after
409 admission of DR-TB patients into hospitals.

410 The median total delay was 108.5 days in this study. Previous studies found the median
411 diagnostic delay of 57 days in the USA(36), 120 days in China, 100 days in Pakistan(27), and
412 132 days in Zimbabwe. Rifat et al found a median of 7.1 weeks of health system delay among
413 MDR-TB patients in Bangladesh in 2015(21). Another study among TB patients in Bangladesh
414 found a total delay of 12 weeks(34). The patient delays, diagnostic delays, and treatment
415 delays contribute to the length of total delays. Both patients and health systems are
416 responsible for long total delays. During these delays, resistant tuberculosis bacilli are
417 continuously spread from person to person. The patient's lung condition can worsen during
418 this period. Thus, the prognosis of the disease becomes poor which contributes to treatment
419 failure, higher mortality, and economic loss. The chance of fatality is very high in case of a
420 long total delay(21).

421 Being non-diabetic was significantly associated with patient, diagnostic, and total delays. In
422 Bangladesh, most (over 50%) diabetic patients are registered with Bangladesh Diabetic
423 Society (BADAS) and seek care (95.2%) from private facilities of BADAS while only 4.3% seek
424 care from informal providers(49). This scenario can clarify why diabetic patients had fewer
425 delays than non-diabetics in Bangladesh. The patient's delay was significantly associated
426 with never being married in this study. Unmarried people may have a lack of self-motivation
427 and social support, this may be the possible reason for more patient delays among them(50).
428 The number of care-seeking points more than 4 was found significantly associated with

Healthcare seeking and delays in drug-resistant Tuberculosis patients in Bangladesh

429 diagnostic and total delays. This is obvious that more care-seeking points will contribute to
430 more delays.

431 The strength of the study is that the investigators interviewed patients face to face. Thus,
432 the information regarding different delays could easily validate with the patient's memory
433 and record files. DR-TB patients are not available in abundance in the hospitals due to the
434 low case detection rate in Bangladesh(51)(52). The study covered both rural and urban
435 populations as well as non-government and government TB hospitals within certain
436 geographic regions. There is also a possibility of recall bias regarding the patient delays and
437 healthcare-seeking behavior, as researchers needed to rely on the patient's memory.
438 However, most of the respondents were drawn from the intensive phase of treatment, so the
439 recall period was lesser than community patients. Sometimes few medical records were
440 found missing thus it was difficult to identify the date of diagnosis or treatment initiation.
441 However, researchers had made an effort to minimize the discrepancies by checking all
442 medical records available to patients and service records of hospitals. Few data regarding
443 delays were missing as some patients could not remember the date of their first care-
444 seeking. So, calculation of total delays also was not possible for those patients. This missing
445 data on patient delay did not affect the overall outcome of the study.

446 **Conclusion**

447 Most of the DR-TB patients sought initial healthcare from informal providers while most of
448 the patients seek care from more than five care-seeking points leading to more patient and
449 diagnostic delays. Patient, diagnostic, and treatment initiation delays among the patients
450 were more than recommended resulting in the transmission of the drug-resistant bacilli in
451 the community and increasing the burden of the disease. Community-based interventions
452 are necessary to ensure needful healthcare from formal providers and to reduce the number

Healthcare seeking and delays in drug-resistant Tuberculosis patients in Bangladesh

453 of care-seeking points before diagnosis. Appropriate training and awareness among
454 healthcare providers could reduce diagnostic delays. This study also recommends ensuring
455 the availability of the Rapid diagnostic test e.g., GeneXpert in primary health care centers.
456 The evidence could help the policymakers, public health specialists, and healthcare providers
457 to improve the TB control program, ensure mass awareness to reduce patient delay,
458 strengthen the health system to reduce diagnostic delay, and ensure early admission to
459 reduce the treatment delay with a vision to the successful implementation of the “END TB
460 2030” strategy.

461

Healthcare seeking and delays in drug-resistant Tuberculosis patients in Bangladesh

462 **References**

- 463 1. WHO. GLOBAL TUBERCULOSIS REPORT 2021 [Internet]. Available from:
464 <http://apps.who.int/bookorders>. [cited 2022 Nov 22]
- 465 2. Desissa F, Workineh T, Beyene T. Risk factors for the occurrence of multidrug-
466 resistant tuberculosis among patients undergoing multidrug-resistant tuberculosis
467 treatment in East Shoa, Ethiopia. BMC Public Health. 2018 Apr 2;18(1).
- 468 3. WHO. THE END-TB STRATEGY. 2015; [Internet]. Available from:
469 <https://www.who.int/publications/i/item/WHO-HTM-TB-2015.19>. [cited 2022 Nov
470 22]
- 471 4. Kidenya BR, Mshana SE, Fitzgerald DW, Ocheretina O. Genotypic drug resistance
472 using whole-genome sequencing of Mycobacterium tuberculosis clinical isolates
473 from North-western Tanzania. Tuberculosis. 2018;
- 474 5. Trauner A, Borrell S, Reither K, Gagneux S. Evolution of drug resistance in
475 tuberculosis: Recent progress and implications for diagnosis and therapy. Drugs.
476 2014;
- 477 6. Cheng S, Chen W, Yang Y, Chu P, Liu X, Zhao M, et al. Effect of Diagnostic and
478 Treatment Delay on the Risk of Tuberculosis Transmission in Shenzhen, China: An
479 Observational Cohort Study, 1993-2010. PLoS ONE. 2013 Jun 27;8(6).
- 480 7. WHO. Rapid Communication: Key changes to the treatment of drug-resistant
481 tuberculosis. World Health Organization [Internet]. 2022;(WHO/UCN/TB/2022.2.):6.
482 Available from:

Healthcare seeking and delays in drug-resistant Tuberculosis patients in Bangladesh

- 483 <https://apps.who.int/iris/handle/10665/275383><http://apps.who.int/bookorders>.
- 484 [cited 2022 Nov 22]
- 485 8. Van Cutsem G, Isaakidis P, Farley J, Nardell E, Volchenkov G, Cox H. Infection
- 486 Control for Drug-Resistant Tuberculosis: Early Diagnosis and Treatment Is the Key.
- 487 *Clinical Infectious Diseases*. 2016;62(Suppl 3):S238–43.
- 488 9. WHO. Global tuberculosis report 2018. 2018. 265 p. Available
- 489 from: <https://apps.who.int/iris/handle/10665/274453>. [cited 2022 Nov 22]
- 490 10. Rifat M, Hall J, Oldmeadow C, Husain A, Hinderaker SG, Milton AH. Factors related
- 491 to previous tuberculosis treatment of patients with multidrugresistant tuberculosis in
- 492 Bangladesh. *BMJ Open*. 2015;
- 493 11. Farah MG, Rygh JH, Steen TW, Selmer R, Heldal E, Bjune G. Patient and health care
- 494 system delays in the start of tuberculosis treatment in Norway. *BMC Infectious*
- 495 *Diseases*. 2006 Feb 24;6.
- 496 12. Morgan DJ, Okeke IN, Laxminarayan R, Perencevich EN, Weisenberg S. Non-
- 497 prescription antimicrobial use worldwide: A systematic review. *The Lancet Infectious*
- 498 *Diseases*. 2011.
- 499 13. Sidharta SD, Yin JDC, Yoong JSY, Khan MS. High use of private providers for first
- 500 healthcare seeking by drug-resistant tuberculosis patients: A cross-sectional study in
- 501 Yangon, Myanmar. *BMC Health Services Research*. 2018 Apr 11;18(1).
- 502 14. Hossain S, Zaman K, Quaiyum A, Banu S, Husain A, Islam A, et al. Care seeking in
- 503 tuberculosis: Results from a countrywide cluster randomised survey in Bangladesh.

Healthcare seeking and delays in drug-resistant Tuberculosis patients in Bangladesh

- 504 BMJ Open. 2014;4(5).
- 505 15. Ehsanul Huq KATM, Moriyama M, Zaman K, Chisti MJ, Long J, Islam A, et al. Health
506 seeking behaviour and delayed management of tuberculosis patients in rural
507 Bangladesh 11 Medical and Health Sciences 1117 Public Health and Health Services.
508 BMC Infectious Diseases. 2018 Oct 12;18(1).
- 509 16. Law S, Piatek AS, Vincent C, Oxlade O, Menzies D. Emergence of drug resistance in
510 patients with tuberculosis cared for by the Indian health-care system: a dynamic
511 modelling study. The Lancet Public Health. 2017;
- 512 17. Megerso A, Deyessa N, Jarso G, Worku A. Lived experiences of tuberculosis patients
513 and their implications for early tuberculosis case identification and management in
514 pastoralist community setting: A qualitative study in Borena zone, Oromia region of
515 Ethiopia. BMC Health Services Research. 2020 Oct 9;20(1).
- 516 18. Atre SR, Mistry NF. Multidrug-resistant tuberculosis (MDR-TB) in India: An attempt
517 to link biosocial determinants. Vol. 26, Journal of Public Health Policy. 2005. p. 96–
518 114.
- 519 19. Sullivan BJ, Esmaili BE, Cunningham CK. Barriers to initiating tuberculosis treatment
520 in sub-Saharan Africa: A systematic review focused on children and youth. Vol. 10,
521 Global Health Action. Taylor and Francis Ltd.; 2017.
- 522 20. Mistry N, Rangan S, Dholakia Y, Lobo E, Shah S, Patil A. Durations and delays in care
523 seeking, diagnosis and treatment initiation in uncomplicated pulmonary
524 Tuberculosis patients in Mumbai, India. PLoS ONE. 2016 Mar 1;11(3).

Healthcare seeking and delays in drug-resistant Tuberculosis patients in Bangladesh

- 525 21. Rifat M, Hall J, Oldmeadow C, Husain A, Milton AH. Health system delay in
526 treatment of multidrug resistant tuberculosis patients in Bangladesh. *BMC Infectious*
527 *Diseases*. 2015 Nov 16;15(1).
- 528 22. WHO 2009. Global tuberculosis control: a short update to the 2009 report. World
529 Health Organization. 2009; Available from:
530 <https://apps.who.int/iris/handle/10665/44241> [cited 2022 Nov 22]
- 531 23. Pirkis JE, Speed BR, Yung AR, Dunt DR, Macintyre CR, Plant AJ. Time to initiation of
532 anti-tuberculosis treatment. Vol. 77, *Tubercle and Lung Disease*. 1996.
- 533 24. National Tuberculosis Control Programme. National Guidelines and Operational
534 Manual for Programmatic Management of Drug Resistant TB [Internet]. 2020 [cited
535 2022 Jun 6]. Available from: <https://www.ntp.gov.bd/guidelines/>
- 536 25. Banu S, Mahmud AM, Rahman MT, Hossain A, Uddin MKM, Ahmed T, et al.
537 Multidrug-resistant tuberculosis in admitted patients at a tertiary referral hospital of
538 Bangladesh. *PLoS ONE*. 2012;7(7).
- 539 26. Damien Foundation. Annual Report 2017 [Internet]. 2017 [cited 2022 Sep 1].
540 Available from: www.damienfoundation-bd.com
- 541 27. World Health Organization. Diagnostic and treatment delay in tuberculosis. World
542 Health Organization. 2006; Available from:
543 <https://apps.who.int/iris/handle/10665/116501> [cited 2022 Nov 22]
- 544 28. Storla DG, Yimer S, Bjune GA. A systematic review of delay in the diagnosis and
545 treatment of tuberculosis. Vol. 8, *BMC Public Health*. BioMed Central Ltd.; 2008.

Healthcare seeking and delays in drug-resistant Tuberculosis patients in Bangladesh

- 546 29. Ahmed SM. Exploring health-seeking behaviour of disadvantaged populations in
547 rural Bangladesh. Karolinska University Press. 2005.
- 548 30. Ahmed SM. Exploring health-seeking behaviour of disadvantaged populations in
549 rural Bangladesh. Karolinska Institutet; 2005.
- 550 31. Desissa F, Workineh T, Beyene T. Risk factors for the occurrence of multidrug-
551 resistant tuberculosis among patients undergoing multidrug-resistant tuberculosis
552 treatment in East Shoa ,. 2018;1–6.
- 553 32. Kapoor SK, Raman AV, Sachdeva KS, Satyanarayana S. How did the TB patients
554 reach DOTS services in Delhi? a study of patient treatment seeking behavior. PLoS
555 ONE. 2012 Aug 6;7(8).
- 556 33. Tadokera R, Huo S, Theron G, Timire C, Manyau-Makumbirofa S, Metcalfe JZ. Health
557 care seeking patterns of rifampicin-resistant tuberculosis patients in Harare,
558 Zimbabwe: A prospective cohort study. PLoS ONE. 2021 Jul 1;16(7 July).
- 559 34. Sizear MMI, Nababan HY, Siddique MK Bin, Islam S, Paul S, Paul AK, et al.
560 Perceptions of appropriate treatment among the informal allopathic providers:
561 Insights from a qualitative study in two peri-urban areas in Bangladesh. BMC Health
562 Services Research. 2019 Jun 26;19(1).
- 563 35. Almeida CPB de, Skupien EC, Silva DR. Health care seeking behavior and patient
564 delay in tuberculosis diagnosis. Cadernos de Saúde Pública. 2015;
- 565 36. Sherman LF, Fujiwara PI, Cook † S V, Bazerman LB, Frieden TR. Patient and health
566 care system delays in the diagnosis and treatment of tuberculosis. Vol. 3, INT J

Healthcare seeking and delays in drug-resistant Tuberculosis patients in Bangladesh

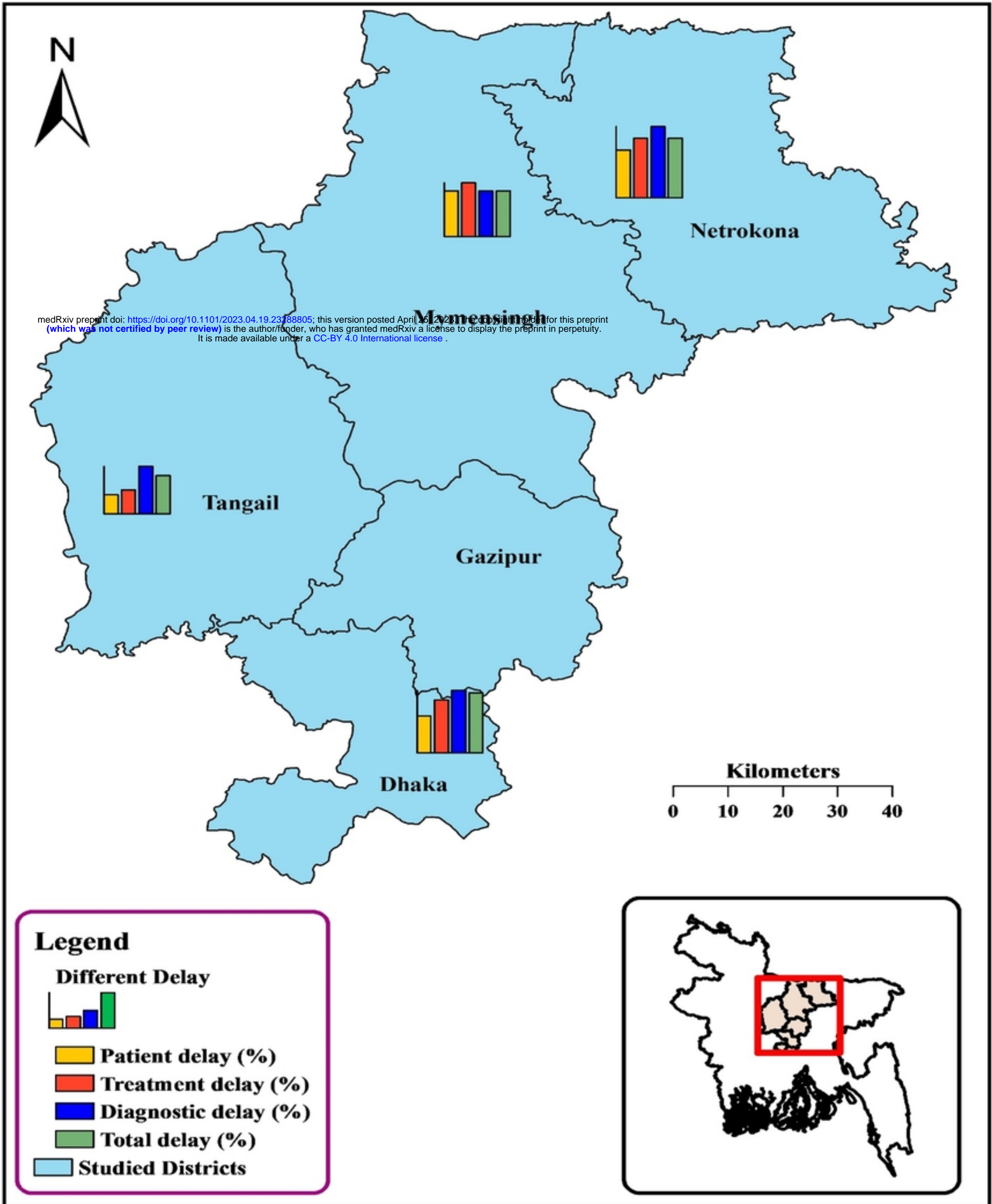
- 567 TUBERC LUNG DIS. 1999.
- 568 37. Mistry N, Rangan S, Dholakia Y, Lobo E, Shah S. Durations and Delays in Care
569 Seeking , Diagnosis and Treatment Initiation in Uncomplicated Pulmonary
570 Tuberculosis Patients in Mumbai , India. 2016;1–17.
- 571 38. Storla DG, Yimer S, Bjune GA. A systematic review of delay in the diagnosis and
572 treatment of tuberculosis. BMC Public Health. 2008.
- 573 39. Chowdhury F, Sturm-Ramirez K, Mamun A Al, Iuliano AD, Chisti MJ, Ahmed M, et al.
574 Effectiveness of an educational intervention to improve antibiotic dispensing
575 practices for acute respiratory illness among drug sellers in pharmacies, a pilot study
576 in Bangladesh. BMC Health Services Research. 2018 Aug 31;18(1).
- 577 40. Rifat M, Hall J, Oldmeadow C, Husain A, Hinderaker SG, Milton AH. Factors related
578 to previous tuberculosis treatment of patients with multidrug-resistant tuberculosis
579 in Bangladesh. Available from: <http://dx.doi.org/10.1136/bmjopen-2015-008273>
- 580 41. Zhang X, Yin J, Li H, Li S, Walley J, Zou G, et al. Diagnostic and treatment delays of
581 multidrug-resistant tuberculosis before initiating treatment: a cross-sectional study.
582 Tropical Medicine and International Health. 2015;20(11):1431–7.
- 583 42. Zhang X, Yin J, Li H, Li S, Walley J, Zou G, et al. Diagnostic and treatment delays of
584 multidrug-resistant tuberculosis before initiating treatment: a cross-sectional study.
585 Tropical Medicine and International Health. 2015;20(11):1431–7.
- 586 43. Shewade HD, Shringarpure KS, Parmar M, Patel N, Kuriya S, Shihora S, et al. Delay
587 and attrition before treatment initiation among MDR-TB patients in five districts of

Healthcare seeking and delays in drug-resistant Tuberculosis patients in Bangladesh

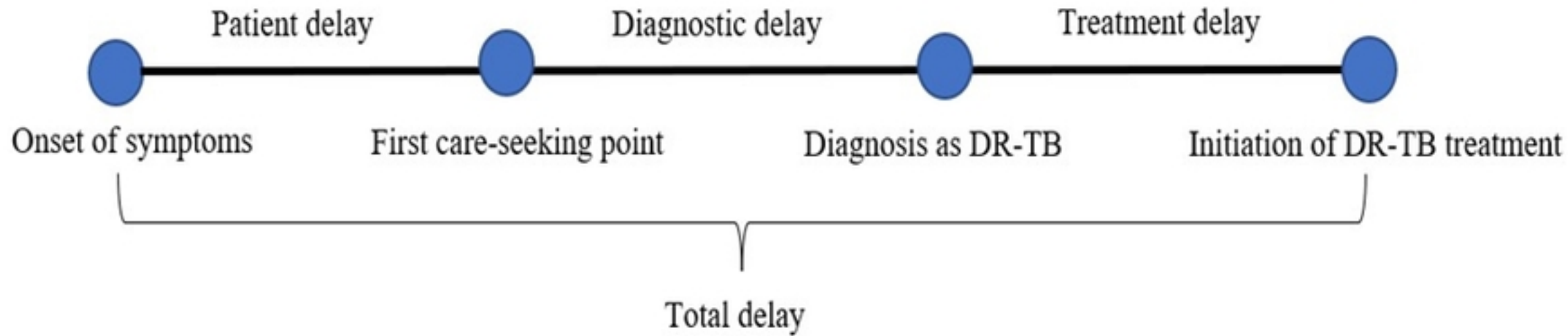
- 588 Gujarat, India. *Public Health Action*. 2019 Feb 5;8(2):59–65.
- 589 44. Htun YM, Khaing TMM, Yin Y, Myint Z, Aung ST, Hlaing TM, et al. Delay in diagnosis
590 and treatment among adult multidrug resistant tuberculosis patients in Yangon
591 Regional Tuberculosis Center, Myanmar: a cross-sectional study. *BMC health
592 services research*. 2018;
- 593 45. Cox H, Dickson-Hall L, Ndjeka N, van't Hoog A, Grant A, Cobelens F, et al. Delays and
594 loss to follow-up before treatment of drug-resistant tuberculosis following
595 implementation of Xpert MTB/RIF in South Africa: A retrospective cohort study.
596 *PLoS Medicine*. 2017;
- 597 46. P. E, G. B, E. N, A. G, E. B, D. E, et al. The impact of a line probe assay based
598 diagnostic algorithm on time to treatment initiation and treatment outcomes for
599 multidrug resistant TB patients in Arkhangelsk Region, Russia. *PLoS ONE*. 2016;
- 600 47. Shewade HD, Shringarpure KS, Parmar M, Patel N, Kuriya S, Shihora S, et al. Delay
601 and attrition before treatment initiation among MDR-TB patients in five districts of
602 Gujarat, India. *Public Health in Action*. 2018;
- 603 48. Nigam S, Sharma RK, Yadav R, Rao VG, Mishra P, Lingala MA, et al. Experiences and
604 needs of patients with MDR/XDR-TB: A qualitative study among Saharia tribe in
605 Madhya Pradesh, Central India. *BMJ Open*. 2021 Aug 12;11(8).
- 606 49. Bhowmik B, Siddiquee T, Ahmed T, Afsana F, Samad MA, Pathan F, et al. Diabetes
607 Care During 50 Years of Bangladesh. *Bangladesh J Diabetol [Internet]*. 2021;12:383–
608 90. Available from: <http://www.journalofdiabetology.org>

Healthcare seeking and delays in drug-resistant Tuberculosis patients in Bangladesh

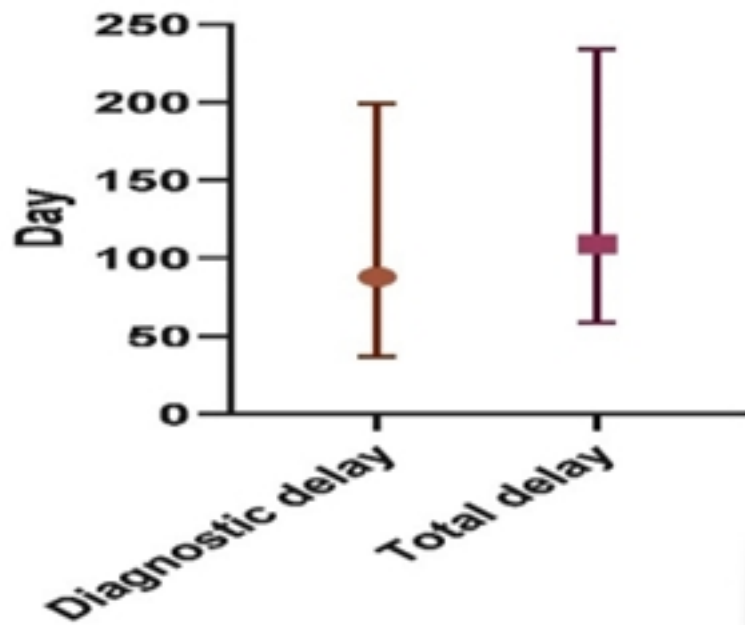
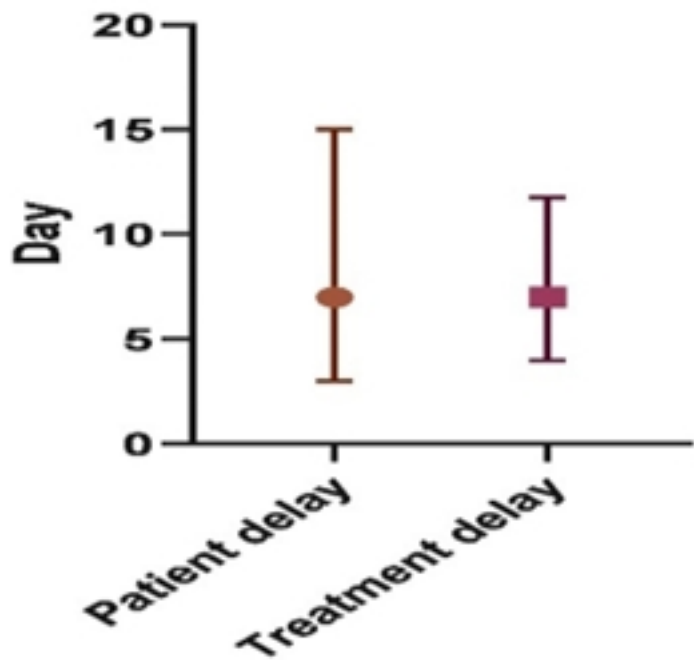
- 609 50. Wang W, Wang F, Peng Y, Liu K, Chen X, Chai C, et al. Factors associated with
610 health-seeking preference among people who were supposed to cough for more
611 than 2 weeks: A cross-sectional study in Southeast China. *Patient Preference and*
612 *Adherence*. 2020;14:1173–83.
- 613 51. WHO. REPORT: Global Tuberculosis Report 2013. Geneva: World Health
614 Organization. 2013. Available from: <https://apps.who.int/iris/handle/10665/91355>.
615 [cited 2022 Nov 22]
- 616 52. WHO. TUBERCULOSIS GLOBAL REPORT 2018. Geneva: World Health Organization;
617 2018. Available from: <https://apps.who.int/iris/handle/10665/274453>. [cited 2022 Nov
618 22]
- 619



Map of study site locations presenting the distribution of different



Definition of different delays



Median and IQR of Different delays among