

1 **The practice of breast self-examination and associated factors among female healthcare**
2 **professionals working in selected hospitals in Kigali, Rwanda: A Cross Section Study**

3
4
5
6
7 Mulugeta Tenna Wolde^{1*}, Rosemary Okova², Michael Habtu³, Mekitie Wondafrash⁴, Abebe
8 Bekele⁵.

9
10
11
12 **Authors' affiliations**

13 ¹Department of Epidemiology and Biostatistics, School of Public Health, Mount Kenya
14 University, Kigali Campus, Rwanda

15 ²School of Nursing, Mount Kenya University, Kigali Campus, Rwanda

16 ³College of Medicine and Health Sciences, School of Public Health, University of Rwanda,
17 Kigali, Rwanda.

18 ⁴St. Paul Institute for Reproductive Health and Rights, Addis Ababa, Ethiopia

19 ⁵University of Global Health Equity, Kigali, Rwanda

20
21
22
23
24
25
26 ***Corresponding author:**

27 Email: mulugetatenna59@gmail.com (MT)

33 **Abstract:**

34 **Background**

35 Breast self-examination is considered one of the main screening methods in detecting earlier
36 stages of breast cancer. It is a useful technique if practiced every month by women above 20
37 years since globally breast cancer among women contributed to 685,000 deaths in 2020.
38 However, the practice of breast self-examination among healthcare professionals is low in
39 many developing countries. Therefore, this research was intended to measure the level of breast
40 self-examination practice and determine associated factors among female healthcare
41 professionals working in selected hospitals in Kigali, Rwanda.

42 **Methods**

43 A cross-sectional study was conducted among 221 randomly selected female healthcare
44 professionals in four district hospitals in Kigali, Rwanda. A self-administered structured
45 questionnaire was used as data collection instrument. The predictor variables were socio-
46 demographic and obstetrics variables, knowledge on breast cancer and breast self-examination,
47 attitude towards breast cancer and breast self-examination. Sample statistics such as
48 frequencies, proportions and mean were used to recapitulate the findings in univariate analysis.
49 Multiple logistic regression analysis was employed to identify statistically significant variables
50 that predict breast self-examination practice. Adjusted odds ratio and 95% confidence level
51 were reported. P-value < 0.05 was used to declare statistical significance.

52 **Results**

53 Breast self-examination was practiced by 43.5% of female healthcare professionals. This
54 prevalence is low compared to other studies. Attitude towards breast self-examination and
55 breast cancer was the only predictor variable that was significantly associated with breast self-
56 examination practice [AOR=1.032; 95% CI (1.001, 1.065), p-value=0.042]. However, number
57 of pregnancy and number of children were not significantly associated with BSE practice in
58 the multi-variate analysis. In addition, knowledge and attitude were linearly correlated with
59 $r=0.186$, $p=0.005$.

60 **Conclusions**

61 The breast self-examination practice was found to be low. Attitude toward breast cancer and
62 breast self-examination was positively associated with BSE practice. Moreover, attitude and
63 knowledge were linearly associated. This suggests the need for continuous medical education
64 on breast self-examination and breast cancer to increase the knowledge & BSE practice level
65 of female healthcare professionals.

66

67 **Keywords:** Breast Self-Examination, breast cancer, female healthcare professionals

68

69 **Introduction**

70 One of the ways of improving survival rates of women with BC is early detection through
71 screening programs (1). The three commonly practiced approaches of BC screening are clinical
72 breast examination (CBE), mammography and breast self-examination (BSE). BSE is the most
73 practical and useful screening method in resource scarce Sub-Saharan Africa (SSA)
74 countries(2) where other screening methods are not widely available and practiced (3–5).

75 Breast self-examination is a simple, less costly physical examination done by a woman on a
76 monthly basis privately to detect changes in texture, color, and size of her breast and also
77 identify swelling and lumps so that earlier stages of the disease are referred to the hospital for
78 treatment (6). The American Cancer Society (ACS) recommends that women to be cognizant
79 of their breast look and feel and should report to a healthcare provider right away whenever
80 they detect any abnormality (7).

81 According to the International Agency for Research on Cancer (IARC), in 2020 breast cancer
82 (BC) incidence among women was estimated to be 2.3 million and contributed to 685,000
83 women deaths (8).

84 According to the study by Johns Hopkins Medical center, forty percent of breast cancers are
85 diagnosed after females detecting a lump during routine BSE (9). Although there is still a
86 controversy about the effectiveness of BSE in reducing cancer related mortality, WHO
87 recommends to combine BSE with other screening methods in detecting BC at earlier stage
88 (1).

89 It is reported that women in low and middle income countries don't practice BSE widely (10).
90 Moreover, it is negligible percentage of women who have practiced BSE with the correct
91 procedure and timing in most African countries (11).

92 A study done by Ndikubwimana et al. in Kigali has shown low level of knowledge and BSE
93 practice with correct frequency and technique (<10%) among secondary school girls in Kigali
94 city (12). The prevalence of BSE practice among clients of health centers was 28% according
95 to a study done in Kayonza district of Rwanda (13). The level of practice is much lower than
96 a study done in Saudi Arabia among healthcare professionals practicing BSE, 74.7% (14). A
97 meta-analysis done in Ethiopia has revealed 56.31% of female healthcare professionals
98 practiced BSE(15). Similar results were also found among healthcare professionals in another
99 study done in Ethiopia, 53% (16). This shows that the prevalence of BSE practice is higher
100 among healthcare professionals as they are more exposed to cases of breast cancer and health
101 education programs than the general public.

102 From the literatures reviewed, it can be revealed that knowledge, attitude, family history of BC
103 and some socio-demographic characteristics (level of education, socio-economic status, and
104 age) were regarded as good predictors for BSE practice. However, the association is not
105 consistent as shown in the different studies. For example, the predicted variables for practicing
106 BSE were having high level of knowledge, good attitude and having breast cancer in the family
107 as evidenced in a study done in Africa, (4). Another predictors were personal history of BC
108 and getting to know someone with BC (16).

109 A retrospective study done in Rwanda has shown that there is a delay in diagnosing breast
110 cancer patients and most cases present in advanced stage at the start of treatment (17).
111 Moreover, there is only one center of excellence of Butaro Hospital located in Burera District
112 in Northern Province for treatment of all cancer patients. It is only recently that radiotherapy
113 machines are installed in Rwanda Military Hospital (RMH) (18).

114 There is no adequate literature that shows the prevalence of BSE practice in Rwanda especially
115 among healthcare professionals. Thus, the purpose of this study was to assess the practice of
116 BSE and factors associated with BSE practice among female healthcare professionals working
117 in selected hospitals located in Kigali, Rwanda.

118 **Materials and Methods**

119 **Study Design**

120 An institution based cross-sectional study design was employed to collect data from four
121 district hospitals in Kigali, the capital city of Rwanda from October to December 2022. The
122 hospitals are located in the three administrative districts of Kigali namely Gasabo (Kacyiru and
123 Kibagabaga hospitals), Nyarugenge (Muhima hospital) and Kicukiro (Masaka hospital).

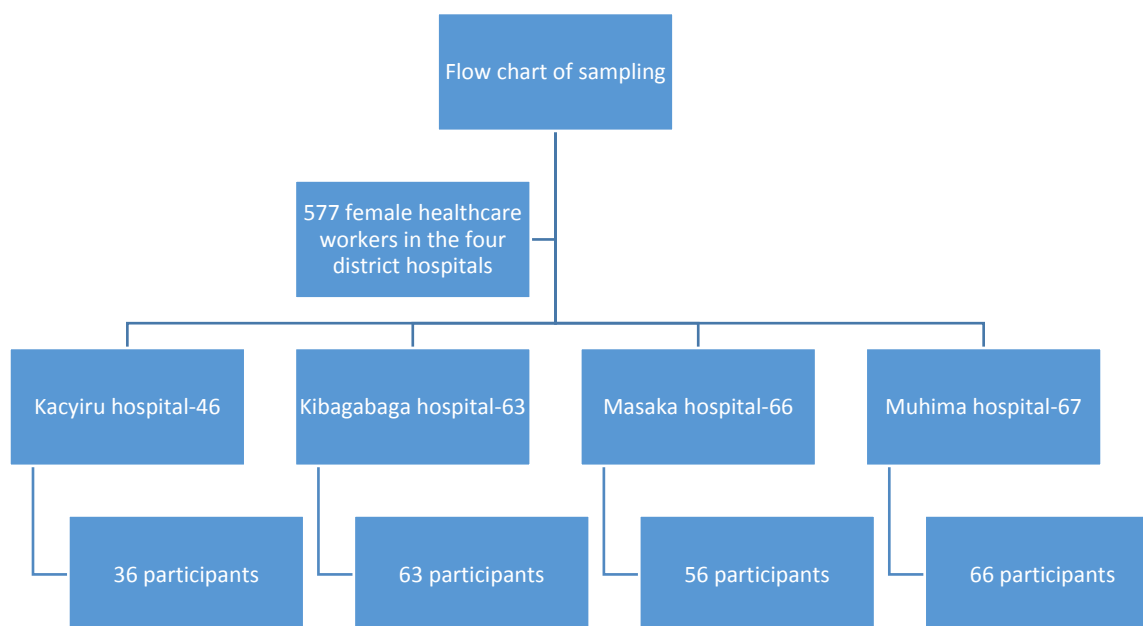
124 **Study Population**

125 All female healthcare professionals aged above 20 years were eligible to be enrolled in this
126 study. However, female healthcare professionals who had undergone a bilateral mastectomy
127 procedure and those who declined to consent were excluded from this study.

128 **Sample size & sampling techniques**

129 There were a total of 577 female healthcare workers in the four district hospitals involved in
130 the study. A simple random probability sampling technique was utilized to select 242 samples,
131 of which 221 female healthcare workers have returned the questionnaires. A single population
132 proportion formula was used with assumption of a 5% significance level, a 5% precision and
133 prevalence of 56.31% taken from a study conducted in Ethiopia (15). The 10% non-response

134 rate and a finite population correction factor were considered to reach the final sample size of
135 242.



136

137 **Data quality & collection procedure**

138 Reliability of the data collection instrument was ensured as the Cronbach's alpha coefficient
139 for the variable attitude was 0.89 in the pre-test and 0.8 in the actual data (19).

140 The data collection instrument was a pre-tested self-administered structured questionnaire. It
141 was adapted following a detailed review of the literatures and modified to fit to this study (14).

142 It was administered in English as most healthcare professionals in Rwanda were able to
143 understand the language. Data collected included socio-demographic features,
144 gynecological/obstetrics history, knowledge on BC and BSE, attitudes towards BSE and BC,
145 practice of BSE. The only outcome variable was BSE practice while all the other variables
146 were considered as predictor variables.

147 **Operational definitions**

148 *Attitudes:* perception of the female healthcare professionals towards BSE & BC as measured
149 by 19 elements of attitude with five points Likert scale. High score indicates a favorable
150 attitude.

151 *Good BSE Practice:* a score equal to or above 7 out of 13 “Yes” or “No” questions.

152 *Knowledge on BC & BSE:* was defined as awareness of female healthcare professionals on
153 BSE & BC as measured by structured knowledge questions. A high score indicates a higher
154 knowledge.

155 **Data management & analysis technique**

156 The collected data was checked for completeness and each questionnaire was coded. The paper
157 based data was entered into Epidata v4.6 and then exported into IBM SPSS v.26 for data
158 management, cleaning, and analysis. The total score for knowledge, attitudes and practice was
159 calculated for each respondent where by the variables knowledge and attitude were considered
160 as continuous variables while the construct BSE practice was considered as a categorical
161 variable after dichotomization into Good practice and Poor practice.

162 Knowledge was assessed in four dimensions of BSE awareness, knowledge on BC risk factors,
163 signs and symptoms of BC and methods of diagnosis. Each item was evaluated as ‘Yes’, ‘No’
164 and ‘I don’t know’. Score one (1) was given to the correct answers and zero (0) for incorrect
165 and “I don’t know” answers (14,20). The dimension of awareness on BSE had 7 items with
166 total score ranging from 0-7, knowledge on BC risk factors had 13 elements with total score
167 of 0-13, BC signs and symptoms had 10 elements with a total score of 0-10 and methods of
168 diagnosis of BC has 5 elements with a total score of 0-5. Therefore, the overall score for
169 knowledge ranged from 0-35.

170 There were 19 elements for the construct attitude measured on 5-points Likert scale with a total
171 score ranging from 0-95. Ten negatively worded items/questions in the construct attitude were
172 reversely coded before adding the total score.

173 The section on BSE practice included whether the participant ever practiced BSE or not. It also
174 included if the BSE practice was done on regular basis and as per the recommended timing
175 and technique. The total score for BSE practice was out of 13. This variable was dichotomized
176 as good/regular practice if the total score for BSE practice of the respondent was equal and
177 above 7 and poor/irregular practice if the total score was below 7 (21).

178 Descriptive statistics such as frequencies and percentages were used to summarize the results
179 of categorical variables while mean/standard deviation (SD) were used to summarize the
180 findings of continuous variables in univariate analysis. Normality test was done using Shapiro-
181 Wilk test for knowledge and attitude scores. Mann Whitney U and Kruskal Wallis tests were
182 used to compare knowledge score as the data was not normality distributed. However,
183 comparison for attitude was done using independent t-test and ANOVA test as the data was
184 normally distributed.

185 Bivariate analysis between each independent and the BSE practice was done in binary logistic
186 regression model and those variables that showed significant association with BSE practice
187 with p-value of <0.25 were entered into the multivariate analysis to control for possible
188 confounding variables and create the best fit model for prediction of the dependent variable
189 which is practice of BSE. In multivariable binary logistic regression, adjusted odds ratio (AOR)
190 with a 95% CI and p-values < 0.05 were considered to identify statistically significant
191 predictors in the final model (22).

192 Hosmer and Lemeshow test was used to assess the goodness of fit of the data which was found
193 to be p-value=0.73 which indicates the model adequately fitted the data. The assumption of no
194 multi-collinearity among the continuous predictor variables was checked and the Variance
195 Inflation Factor (VIF) was less than 5 for most of the variables that showed there was no multi-
196 collinearity.

197 **Results**

198 **Socio-demographic characteristics**

199 A total of 242 female healthcare professionals were randomly selected and 221 returned
200 the questionnaires with a response rate of 91.3%. The age of the respondents ranged from 22
201 to 58 years with mean age of 35.3 \pm (SD 7.1). Close to forty-five percent of respondents 99
202 (44.8%) were in the age group 31- 40 years of age. Of the 221 respondents, 177 (80.1%) were
203 nurses, 10 (4.5%) were doctors and 34 (15.4%) were other medical professionals. More than
204 half of them 127 (57.5%) were holders of advanced A1 diplomas. About 85 (38.5%) were
205 followers of Catholic religion followed by Protestant 79 (35.7%) and Adventist 30 (13.6%).
206 Almost three-fourth of the study population 165 (75.1%) were married. Nearly one third of the
207 participants 77 (34.8 %) had more than 10 years of work experience. Almost all of the
208 participants 214 (98.6%) are in the Rwandan socio-economic class (Ubudehe) category III
209 (Table 1).

210

211 **Table 1. Socio-demographic characteristics of female healthcare professionals in four**
212 **district hospitals in Kigali Rwanda, 2022 (n=221)**

Variables	Frequency	Percent
Age (years)		

21-30	70	31.7
31-40	99	44.8
Above 41	52	23.5
Profession		
Nurse	177	80.1
Doctor	10	4.5
Other	34	15.4
Level of education		
A2 (High-school diploma)	11	5.0
A1 (2-3 years college diploma)	127	57.5
A0 (Bachelor degree) & above	83	37.6
Socio-economic category*		
Category III	218	98.6
Category IV	3	1.4
Religion		
Adventist	30	13.6
Catholic	85	38.5
Muslim	6	2.7
Protestant	79	35.7
Other	21	9.5
Marital status		
Single	48	21.7
Married	166	75.1
Divorced & Widowed	7	3.2
Work Experience		
<10 years	144	65.2
≥10 years	77	34.8

213 *Category I-extremely poor, category II-poor, category III-self-sustaining, IV-rich (23)
 214

215 **Obstetrics and breast cancer history of female healthcare professionals**

216 Most of the respondents 162 (73.3%) had history of pregnancy with mean age at first pregnancy
 217 being 25.9 years \pm (SD 3.5) and the average number of pregnancy and children were 2.8 \pm
 218 (SD 1.5) and 2.6 \pm (SD 1.2) respectively. The average duration of breastfeeding of the last
 219 child was 1.9 \pm (SD 0.89) years. Minority of the participants had breast cancer history at
 220 personal level 17 (7.7%), at the levels of first degree relatives 10 (4.5%) and second degree
 221 relatives 8 (3.6%). Out of a total 54 (24.4%) participants who received training on BSE, 41.5%

222 received on-the-job training while 35.9% at school and 22.6% in both school and on-the-job
 223 (Table 2).

224 Table 2. **Obstetrics and breast cancer history of female healthcare professionals, Kigali,**
 225 **Rwanda, 2022, (n=221)**

Variables	Mean	SD	Frequency	Percent
Age at first pregnancy *	25.88	3.50		
Number of children *	2.60	1.24		
Number of pregnancy *	2.83	1.47		
Duration of breastfeeding *	1.88	.89		
History of self-breast cancer				
No			204	92.3
Yes			17	7.7
History of breast cancer in 1st relative				
No			211	95.5
Yes			10	4.5
History of breast cancer in 2nd relative				
No			213	96.4
Yes			8	3.6
Training on BSE				
No			167	75.6
Yes			54	24.4
Time of BSE training received				
In the higher institution			19	35.8
On-the-job			22	41.5
In the higher institution and on-the-job training			12	22.6
Name of the hospital				
Kacyiru hospital			36	16.3
Kibagabaga hospital			63	28.5
Masaka hospital			56	25.3
Muhima hospital			66	29.9

226 * Mean and standard deviation was calculated for continuous variables. SD=Standard Deviation

227 **Knowledge about breast cancer and awareness on breast self-** 228 **examination**

229 The awareness level of participants on the correct age of commencement of BSE practice was
230 56.6% and slightly over two-thirds of the participants 150 (67.9%) knew that BSE has to be
231 done on monthly basis. However, only less than half of the participants 96 (43.4%) knew the
232 recommended timing to do BSE which is 3-5 days after the cession of the monthly menses.
233 The majority of respondents 190 (86.0%) acknowledged that BSE is used for early detection
234 of BC and 195 (88.2%) have affirmed that it is done by inspection and palpation and 88.2%
235 replied that a woman had to consult a doctor within few days after detecting the mass.
236 However, the majority 177 (80.1%) wrongly reported that a healthcare professional had to wait
237 for the progress of the mass for few months before consulting a doctor (Table 3).

238 The commonly recognized risk factors by female healthcare professionals were family
239 history of breast cancer (84.6%) and smoking (80.5%). Nulliparity, having first child at older
240 age, early menarche and late menopause were known by less than half of the participants.
241 About 55% stated that prolonged breastfeeding is not a risk factor for BC (Table 3).

242 Most of the symptoms of BC were known by female healthcare professionals except
243 weight loss that was mentioned by only 60.2% of participants. Breast pain (84.2%) and
244 swelling (84.46%) were the most commonly recognized symptoms of breast cancer (Table 3).

245 Most respondents knew diagnostic mammography (88.7%), breast ultrasound (73.3%)
246 and biopsy (87.8%) as methods of diagnosis of breast cancer. However, only 12.2% and 11.8%
247 of the respondents were aware of CBE and BSE as screening methods rather than diagnostic
248 tools respectively (Table 3).

249

250

251

252

253

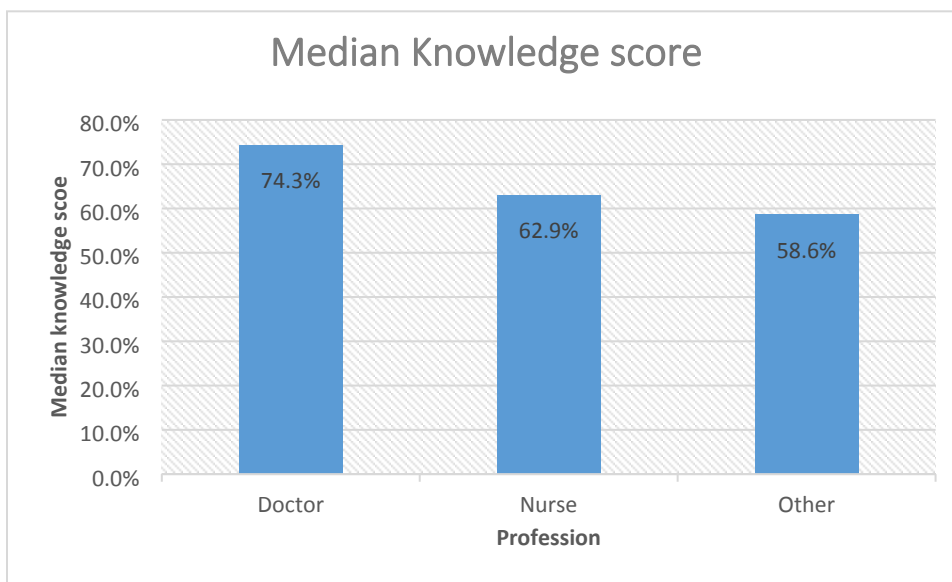
254 **Table 3. Participants correct responses on knowledge of BSE & BC questions, n=221**

Variables	Frequency	Percent
BSE Awareness		
Age to start BSE is at 20 years	125	56.6
A woman ought to examine her breast on monthly basis	150	67.9
The appropriate time for BSE is during the monthly menses	96	43.4
BSE helps in detecting early stage of breast cancer	190	86.0
BSE is performed by inspection and palpation	195	88.2
Consult a doctor within few days of finding a mass	195	88.2
A health professional has to follow the growth of the mass	44	19.9
Knowledge on risk factors		
Family history with breast cancer	187	84.6
High fat diet	128	57.9
Smoking	178	80.5
Prolonged breastfeeding	122	55.2
Having the first child after 35 years of age	95	42.9
Early menarche	68	30.8
Having late menopause	78	35.3
Being obese	111	50.2
Nulliparity	86	38.9
Marital status	41	18.6
No breast feeding	86	38.9
Contagious from other people	159	71.9
Breast surgery for reasons other than BC	90	40.7
BC symptoms		
Breast lump	157	71.0
Breast pain	186	84.2
Breast swelling	187	84.6
Nipple discharge	176	79.6
Change in the color of the breast	179	81.0
Dimpling of the breast	152	68.8
Ulcer on the breast	162	73.3
Weight loss	133	60.2
A lump under the armpit	145	65.6

Variables	Frequency	Percent
Scaling/dry skin in nipple region	143	64.7
Methods of diagnosis		
Mammography	196	88.7
Breast ultrasound	162	73.3
Breast self-examination	26	11.8
FNA/Biopsy	194	87.8
CBE	27	12.2

255 The overall median knowledge score of respondents was 62.9%, and only 44.8% of the
256 study participants scored above the median. The median score of the participants on BSE
257 awareness was 71.4% while the median score of respondents on BC risk factors, symptoms
258 and methods of diagnosis were 46.2%, 80.0% and 60.0% respectively.

259 Female doctors had statistically significant higher knowledge level than nurses and other health
260 professionals with median score of 74.3% compared to 62.9% for nurses and 58.6% for other
261 professions, p-value=0.011 (Figure 1).



262

263 Figure 1. Median knowledge score among different professions, 2022

264

265 Holders of Bachelor degree (A0) had statistically significant higher total knowledge score than
266 those with advanced diploma (A1), $p=0.034$.

267 Female healthcare professionals who received training on BSE either on the job or school had
268 statistically significant higher total knowledge score than those without training, p -
269 value= 0.007 .

270 There was no statistically significant knowledge difference between the groups with good BSE
271 practice and poor BSE practice with p -value= 0.064 .

272

273 **Attitude of respondents to breast self-examination**

274 The mean for the total attitude score toward BSE and BC was $72.8 \pm (SD 11.1)$. Table
275 4 shows the frequency distribution of the 19 items used to measure attitude in 5-points Likert's
276 scale.

277 Three quarter of the respondents 166 (74.1%) have agreed BSE as a useful method to
278 detect breast cancer. The majority of the participants 160 (72.4%) agreed that BSE has to be
279 promoted at the national level. Nearly two third of the respondents 154 (64.9%) believed that
280 BSE could be done by any woman. However, only 123 (55.7%) were confident that they could
281 identify abnormality during BSE.

282 Knowledge on BC and BSE had a positive linear relationship with attitude toward BSE
283 with $r=0.186$, $p=0.005$.

284

285

286

287

288 Table 4. Participants' response to attitude towards BC and BSE, n=221

Attitude Questions	Likert's scale				
	Strongly disagree	Disagree	Neutral	Agree	Strongly agree
BC does not occur in the Old	60(27.1)	70(31.7)	36(16.3)	37(16.7)	18(8.1)
Family history is a risk for BC	25(11.3)	22(10.0)	22(10.0)	91(41.2)	61(27.6)
Advanced BC is not curable	29(13.1)	38(17.2)	40(18.1)	86(38.9)	28(12.7)
BSE is a very useful method in detecting breast cancer	21(9.5)	13(5.9)	21(9.5)	101(45.7)	65(29.4)
BSE should be promoted nationwide	20(9.0)	13(5.9)	28(12.7)	95(43.0)	65(29.4)
I will teach women on BSE	16(7.2)	23(10.4)	29(13.1)	98(44.3)	55(24.9)
Any woman can do BSE	21(9.5)	25(11.3)	21(9.5)	94(42.5)	60(27.1)
There is a huge benefit from doing regular BSE	20(9.0)	19(8.6)	26(11.8)	96(43.4)	60(27.1)
There are limited barriers to practice BSE	32(14.5)	52(23.5)	28(12.7)	85(38.5)	24(10.9)
BSE isn't pleasant practice	42(19.0)	77(34.8)	40(18.1)	42(19.0)	20(9.0)
Early diagnosis prolongs a woman's life	16(7.2)	24(10.9)	25(11.3)	97(43.9)	59(26.7)
I believe that I can't identify any abnormality	42(19.0)	81(36.7)	37(16.7)	43(19.5)	18(8.1)
There is no reason to do breast self-examination	104(47.1)	72(32.6)	19(8.6)	17(7.7)	9(4.1)
If there is no abnormality detected during BSE, there is no need to do mammography	50(22.6)	100(45.2)	21(9.5)	35(15.8)	15(6.8)
Early detection methods for breast cancer have no effect on treatment	63(28.5)	83(37.6)	24(10.9)	38(17.2)	13(5.9)
BSE is very difficult for illiterate women,	59(26.7)	87(39.4)	43(19.5)	22(10.0)	10(4.5)
BC is non curable	52(23.5)	104(47.1)	34(15.4)	18(8.1)	13(5.9)
Only educated women can do BSE	78(35.3)	80(36.2)	22(10.0)	27(12.2)	14(6.3)
BC does not occur in young	72(32.6)	98(44.3)	27(12.2)	14(6.3)	10(4.5)

289

290 **Breast self-examination practice of respondents**

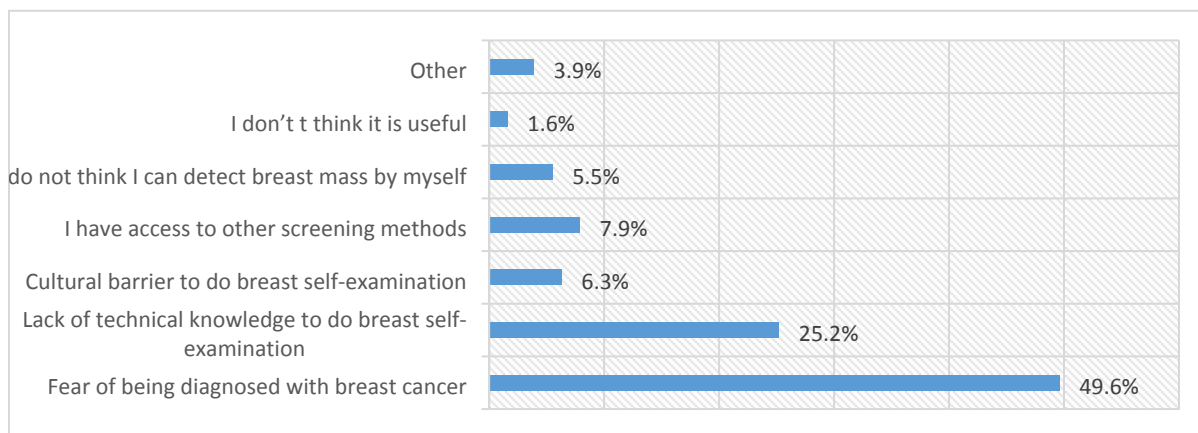
291 Less than half of the female health care professionals 94 (42.5%) have ever practiced
292 BSE. Moreover, only 73 (33.0%) respondents have shown to have a Good/Regular practice.
293 Only 56.4% of female healthcare professionals conducted BSE on monthly basis, and less than
294 half of them (47.9%) practiced as per the recommended timing. Less than half of the
295 participants (48.9%) reported to practice BSE in lying down position. However, more than
296 70% of participants reported to examine the arm pit, apply different pressures and follow the
297 recommended pattern during BSE practice (Table 5).

298 **Table 5. BSE Practice among healthcare professionals, n=221**

Variables	Responses	Frequency	Percent
Ever practiced BSE	Yes	94	42.5
BSE done on monthly basis	Yes	53	56.4
BSE done few days after my monthly menses ends	Yes	45	47.9
BSE done standing in front of a mirror	Yes	61	64.9
BSE done during taking shower	Yes	47	50.0
BSE done in lying down position	Yes	46	48.9
Use the pads of three middle fingers during BSE	Yes	63	67.0
Examine armpit (axillary area) during breast self-examination	Yes	74	78.7
Follow a circular or up and down pattern during BSE	Yes	80	85.1
Palpate the neck region during BSE	Yes	58	61.7
Apply different level of pressure during BSE	Yes	68	72.3
Squeeze the nipple during BSE	Yes	66	70.2
Record the findings of BSE on a notebook	Yes	49	52.1

299 Fear of being diagnosed with BC was the major reason for not practicing BSE in almost half
300 of the participants (49.6%). A quarter of the participants (25.2%) have mentioned lack of
301 technical knowledge as a second reason hindering BSE Practice (Figure 2).

302



303

304 Figure 2. **Reasons for not practicing BSE, n=127**

305

306 **Predictors of breast self-examination practice**

307 The bivariate logistic analysis has showed that age, religion, number of pregnancy,
308 number of children, duration of breastfeeding, training on BSE, knowledge, attitude and
309 work experience were the candidate variables for multivariate logistic regression analysis at
310 p-value of < 0.25.

311 The multivariate analysis result revealed that attitude had a significant positive impact on BSE
312 Practice after adjusting for confounding, [AOR=1.032; 95% CI (1.001, 1.065)]. However,
313 other candidate variables were not found to be good predictors of BSE practice (Table 6).

314

315

316

317

318

319

320

321 Table 6. **Bivariate and Multivariate Logistic regression for association between BSE and**
 322 **Predictors of BSE among healthcare professionals in Kigali, Rwanda, 2022, (n=221)**

Variables	BSE Practice		COR(95%CI)	AOR(95%CI)	P-value.
	No	Yes			
Age (years) ^a			1.023 (0.99-1.07)	0.98 (0.91-1.06)	0.585
Religion					
Adventist	18 (14.2%)	12 (12.8%)	1	1	
Catholic	39 (17.6%)	46 (20.8%)	1.09 (0.46-2.59)	1.08 (0.43-2.67)	0.287
Muslim	5 (2.3%)	1 (0.5%)	0.34 (0.04-3.35)	0.33 (0.32-3.44)	0.875
Protestant	50 (22.6%)	29 (13.1%)	0.80 (0.33-1.93)	0.76 (0.30-1.94)	0.354
Other	15 (6.8%)	6 (2.7%)	0.29 (0.07-1.20)	0.29 (0.06-1.273)	0.100
Number of pregnancy ^a			1.22 (1.04-1.43)	1.23 (0.72-2.12)	0.447
Number of children ^a			1.23 (1.03-1.47)	0.91 (0.47-1.76)	0.788
Duration of breastfeeding ^a			1.22 (0.95-1.56)	1.03 (0.73-1.45)	0.868
Training on BSE					
No	100(45.2%)	67(30.3%)	1	1	
Yes	27 (12.2%)	27 (12.2%)	1.74 (0.92-3.27)	1.47 (0.74-2.91)	0.276
Knowledge Total ^a			1.04 (0.99-1.09)	1.02 (0.97-1.08)	0.442
Attitude Total ^a			1.03 (1.001-1.06)	1.03 (1.00-1.07)	0.042
Work experience					
<10 years	88 (39.8%)	56 (25.3%)	1	1	
≥ 10 years	39 (30.7%)	38 (40.4%)	1.53 (0.88-2.68)	1.24 (0.46-3.32)	0.668

323
 324
 325
 326
 327
 328

COR=Crude Odds ratio, AOR=Adjusted Odds Ratio,
 * indicates statistical significant at p<0.05. ^a continuous variable. 1=Reference category

329 Discussion

330 The present study was conducted to assess the prevalence of BSE and its associated
 331 factors among female healthcare professionals working in selected district hospitals in Kigali,
 332 Rwanda.

333 It was found out that the median knowledge and attitude scores of the participants were 62.9%
 334 and 73.7% respectively. Less than half (42.5%) of the female healthcare professionals

335 practiced breast self-examination; only 33.0% showed good BSE practice. The main reasons
336 for not practicing BSE was fear of being diagnosed with breast cancer followed by lack of
337 technical knowledge to perform BSE. Attitude was the only statistically significant predictor
338 for BSE practice.

339 Less than half of female healthcare professionals, 94 (42.5%) reported ever performing BSE,
340 yet regular performers were only 33.0%. Similar prevalence of regular BSE practice was
341 observed in prior study conducted among female healthcare professionals in Oromia region
342 of Ethiopia, 32.6% (24). However, the prevalence of BSE practice in this study was lower than
343 previous studies done in Saudi Arabia, Ethiopia, Turkey, Nigeria and Morocco (14,16,25–29)..
344 The possible explanations for this difference could be differences in educational level of
345 participants where most of the respondents were holders of bachelor degree in Saudi Arabia's
346 study. In addition, the proportion of doctors was higher in the study done by Heena in Saudi
347 Arabia (14).

348 The magnitude of breast self-examination practice in this study was higher compared to a study
349 done in North West Ethiopia (30). The study participants being young and living in relatively
350 rural area might have an impact in the magnitude of BSE practice in Ethiopia.

351 Moreover, the prevalence of BSE practice in this study was higher compared to the study done
352 among secondary students in Nyarugenge district in Kigali, Rwanda which was less than 24%
353 and a study among women attending health facilities in Kayonza district, Rwanda 28% (12,13).
354 This difference is mainly due to differences in the composition and educational level of the
355 participants.

356 The study found out that there was no statistically significant association between the overall
357 total knowledge score and BSE practice among female healthcare professionals. This finding

358 was in agreement with a prior study conducted among female healthcare professionals in
359 Nigeria (28). However, knowledge of BSE and BC was significantly associated with BSE
360 practice in studies conducted among healthcare professionals in Ethiopia (15,24,31) and
361 Turkey (32).

362 Female doctors had statistically significant higher knowledge level than nurses and other
363 healthcare professionals with median score of 74.3% compared to 62.9% for nurses and 58.6%
364 for other professions. This finding is supported by prior studies conducted in Morocco among
365 healthcare professionals (29). The knowledge level of female healthcare professionals in this
366 study was much higher than a study done in Saudi Arabia (14). This might be due to lack of
367 updated courses and focus on BC.

368 Female healthcare professionals who received training on BSE on either the job or school had
369 higher knowledge score than those without training.

370 Holders of Bachelor degree (A0) had statistically significant higher total knowledge score than
371 advance diploma (A1). This is in consistent with a prior study done in Oromia region of
372 Ethiopia (24).

373 Participants' attitude towards BSE and BC was significantly associated with BSE practice.
374 This finding was supported by prior studies done in Turkey (33). However, this is in contrary
375 to the results obtained in studies carried out in Nigeria (29) and Morocco (29) where attitude
376 was not associated with practice.

377 There was statistically significant differences in the total attitude scores among the different
378 professions. Doctors had a higher attitude score than nurses and other professions with median
379 scores of 86.8%, 72.6%, and 73.7% respectively. However, the attitude score didn't differ
380 significantly among the different level of education.

381 The multivariate analysis has shown that attitude towards BSE and BC as the only significant
382 predictor variable to perform BSE. This finding was supported by prior studies done in
383 Ethiopia (15).

384 In addition, knowledge and attitude had a positive linear relationship with $r=0.186$, $p=0.005$.
385

386 There were certain limitations in the study. The first was the practice of BSE was assessed by
387 self-reporting by the respondents. This might not provide the actual facts as some respondents
388 might not adequately remember the timing and frequency of practice. The second limitation
389 was that respondents were female healthcare professionals working in the district hospitals,
390 this result may not reflect those working in the health centers and private institutions. Despite
391 this limitation, the study identified important gaps in knowledge and practice of BSE among
392 healthcare professionals in Kigali, Rwanda.

393 **Conclusions**

394 The median knowledge and attitude scores of the participants were 62.9% and 73.7%
395 respectively. Moreover, only less than half (42.53%) of the female healthcare professionals
396 practiced BSE. The main reason for not practicing BSE was fear of being diagnosed with breast
397 cancer. Attitude was the only predictor for BSE practice that was statistically significant.

398 The study recommends the Ministry of Health and Rwanda Biomedical Center to organize
399 trainings for healthcare professionals who are considered as role models for the public to fill
400 the knowledge gap and promote early detection of breast cancer among the health professionals
401 and in the society at large. The study suggests for further research to be carried out that involves
402 both quantitative and qualitative approaches in order to understand the causes for low
403 knowledge and prevalence of BSE practice among healthcare professionals.

404 **Acronyms and abbreviations**

405	ACS	: American Cancer Society
406	BC	: Breast Cancer
407	BSE	: Breast Self-Examination
408	CBE	: Clinical Breast Examination
409	CI	: Confidence Interval
410	IARC	: International Agency for Research on Cancer
411	RMH	: Rwanda Military Hospital
412	SPSS	: Statistical Package for Social Sciences
413	SSA	: Sub-Saharan Africa
414	WHO	: World Health Organization

415 **Acknowledgements**

416 The authors acknowledge the interest and participation of the female healthcare professionals,
417 and the authorities of the sampled district hospitals, for permitting to carry out the study.

418 **Author Contributions**

419 **Conceptualization:** Mulugeta Tenna Wolde, Rosemary Okova, Michael Habtu.

420 **Data curation:** Mulugeta Tenna Wolde.

421 **Formal analysis:** Mulugeta Tenna Wolde

422 **Funding acquisition:** NA.

423 **Investigation:** Mulugeta Tenna Wolde.

424 **Methodology:** Mulugeta Tenna Wolde, Rosemary Okova, Michael Habtu.

425 **Project administration:** Mulugeta Tenna Wolde, Rosemary Okova, Michael Habtu.

426 **Resources:** Mulugeta Tenna Wolde.

427 **Software:** Mulugeta Tenna Wolde.

428 **Supervision:** Rosemary Okova, Michael Habtu, Abebe Bekele, Mekitie Wondafrash.

429 **Validation:** Abebe Bekele, Mekitie Wondafrash.

430 **Visualization:** Mulugeta Tenna Wolde.

431 **Writing – original draft:** Mulugeta Tenna Wolde.

432 **Writing – review & editing:** Rosemary Okova, Michael Habtu, Abebe Bekele, Mekitie
433 Wondafrash.

434 **Funding**

435 Not applicable

436 **Availability of data and materials**

437 The dataset used and analyzed for the current study is not publicly available because we are
438 planning to produce other papers. However it is available from the corresponding author on
439 reasonable request.

440 **Competing interests**

441 The authors disclose there is no competing interest.

442 **References**

- 443 1. WHO. Guidelines for the Early Detection and Screening of Breast Cancer. WHO
444 World Heal Organ. 2016;12(3):1–57.
- 445 2. Fondjo LA, Owusu-Afriyie O, Sakyi SA, Wiafe AA, Amankwaa B, Acheampong E, et
446 al. Comparative Assessment of Knowledge, Attitudes, and Practice of Breast Self-

- 447 Examination among Female Secondary and Tertiary School Students in Ghana. *Int J*
448 *Breast Cancer*. 2018;2018.
- 449 3. Semiglazov VF, Moiseenko VM. Breast self-examination for the early detection of
450 breast cancer: a USSR/WHO controlled trial in Leningrad. Vol. 65, *Bulletin of the*
451 *World Health Organization*. 1987.
- 452 4. Seifu W, Mekonen L. Breast self-examination practice among women in Africa: a
453 systematic review and Meta-analysis. *Arch Public Heal* [Internet]. 2021 Dec 1 [cited
454 2021 Dec 27];79(1). Available from: <https://doi.org/10.1186/s13690-021-00671-8>
- 455 5. Mihret MS, Gudayu TW, Abebe AS, Tarekegn EG, Abebe SK, Abduselam MA, et al.
456 Knowledge and Practice on Breast Self-Examination and Associated Factors among
457 Summer Class Social Science Undergraduate Female Students in the University of
458 Gondar, Northwest Ethiopia. *J Cancer Epidemiol*. 2021;2021:1.
- 459 6. Johnson O. Awareness and practice of breast self examination among women in
460 different African countries: A 10-year review of literature. *Niger Med J*.
461 2019;60(5):219.
- 462 7. ACS. ACS Breast Cancer Screening Guidelines [Internet]. 2019 [cited 2022 Mar 15].
463 Available from: <https://www.cancer.org/cancer/breast-cancer/screening-tests-and-early-detection/american-cancer-society-recommendations-for-the-early-detection-of-breast-cancer.html>
- 464
465
- 466 8. Sung H, Ferlay J, Siegel RL, Laversanne M, Soerjomataram I, Jemal A, et al. Global
467 Cancer Statistics 2020: GLOBOCAN Estimates of Incidence and Mortality
468 Worldwide for 36 Cancers in 185 Countries. *CA Cancer J Clin*. 2021;71(3):209–49.
- 469 9. Cancer AB, Support F. Breast Self-Exam Detecting Breast Cancer Earlier. 2021;1–13.

- 470 10. Pengpid S, Peltzer K. Knowledge, attitude and practice of breast self-examination
471 among female university students from 24 low, middle income and emerging economy
472 countries. *Asian Pacific J Cancer Prev.* 2014;15(20):8637–40.
- 473 11. Sama CB, Dzekem B, Kehbila J, Ekabe CJ, Vofo B, Abua NL, et al. Awareness of
474 breast cancer and breast self-examination among female undergraduate students in a
475 higher teachers training college in Cameroon. *Pan Afr Med J.* 2017;28:1–9.
- 476 12. Ndikubwimana J, Nyandwi JB, Mukanyangezi MF, Kadima JN. Breast Cancer and
477 Breast Self-examination: Awareness and Practice among Secondary School Girls in
478 Nyarugenge District, Rwanda. *Int J Trop Dis & Heal.* 2015;1–9.
- 479 13. Igiraneza PC, Omondi LA, Nikuze B, Uwayezu MG, Fitch M, Niyonsenga G. Factors
480 influencing breast cancer screening practices among women of reproductive age in
481 South Kayonza District, Rwanda. *Can Oncol Nurs J [Internet].* 2021 Jul 22 [cited 2022
482 Jan 22];31(3):251. Available from: [/pmc/articles/PMC8320799/](https://pubmed.ncbi.nlm.nih.gov/38320799/)
- 483 14. Heena H, Durrani S, Riaz M, Alfayyad I, Tabasim R, Parvez G, et al. Knowledge,
484 attitudes, and practices related to breast cancer screening among female health care
485 professionals: A cross sectional study. *BMC Womens Health.* 2019 Oct 22;19(1):1–
486 11.
- 487 15. Mekonnen BD. Breast self-examination practice and associated factors among female
488 healthcare workers in Ethiopia: A systematic review and meta-analysis. *PLoS One*
489 [Internet]. 2020;15(11 November):1–18. Available from:
490 <http://dx.doi.org/10.1371/journal.pone.0241961>
- 491 16. Habtegiorgis SD, Getahun DS, Telayneh AT, Birhanu MY, Feleke TM, Mingude AB,
492 et al. Ethiopian women’s breast cancer self-examination practices and associated

- 493 factors. A systematic review and meta-analysis. *Cancer Epidemiol* [Internet].
494 2022;78(June):102128. Available from: <https://doi.org/10.1016/j.canep.2022.102128>
- 495 17. Uyisenga JP, Butera Y, Debit A, Josse C, Costas &, Ainhoa C, et al. Prevalence of
496 Histological Characteristics of Breast Cancer in Rwanda in Relation to Age and
497 Tumor Stages. *Horm Cancer* [Internet]. 2020 Oct 1 [cited 2021 Jun 20];11(5–6):240–
498 9. Available from: <https://doi.org/10.1007/s12672-020-00393-3>
- 499 18. Rubagumya F, Costas-Chavarri A, Manirakiza A, Murenzi G, Uwinkindi F, Ntizimira
500 C, et al. State of Cancer Control in Rwanda: Past, Present, and Future Opportunities.
501 *JCO Glob Oncol*. 2020;(6):1171–7.
- 502 19. Roberts P, Priest H. Reliability and validity in research. *Nurs Stand*. 2006;20(44):41–
503 5.
- 504 20. Andegiorgish AK, Kidane EA, Gebrezgi MT. Knowledge, attitude, and practice of
505 breast Cancer among nurses in hospitals in Asmara, Eritrea. *BMC Nurs*. 2018;17(1):1–
506 7.
- 507 21. Paulsamy P, Alshahrani SH, Qureshi AA, Sampayan ELE, Venkatesan K, Sethuraj P.
508 Breast Self-examination: Knowledge, Attitude and Practice among Female College
509 Students. *J Pharm Res Int*. 2021;33:460–5.
- 510 22. Shah A, Haider G, Abro N, Hashmat S, Chandio S, Shaikh A, et al. Correlation
511 Between Site and Stage of Breast Cancer in Women. *Cureus*. 2022;14(2).
- 512 23. Williams TP, Nzahabwanayo S, Lavers T, Ndushabandi E. Distributing Social
513 Transfers in Rwanda: The Case of the Vision 2020 Umurenge Programme (VUP).
514 *SSRN Electronic Journal*. 2020. 1–32 p.
- 515 24. Ahmed Shallo S, Dori Boru J. Breast self-examination practice and associated factors

- 516 among female healthcare workers in West Shoa Zone, Western Ethiopia 2019: a cross-
517 sectional study. BMC Res Notes [Internet]. 2019;12:637. Available from:
518 <https://doi.org/10.1186/s13104-019-4676-3>
- 519 25. Elias LN, Worku DH, Alemu SM. Assessment of breast self-examination practice and
520 associated factors among female health professionals in Western Ethiopia: A cross
521 sectional study. *Int J Med Med Sci*. 2017;9(12):148–57.
- 522 26. Akpınar YY, Baykan Z, Naçar M, Gün I, Çetinkaya F. Knowledge, attitude about
523 breast cancer and practice of breast cancer screening among female health care
524 professionals: A study from Turkey. *Asian Pacific J Cancer Prev*. 2011;12(11):3063–
525 8.
- 526 27. Duymuş ME, Aydın HA. Original Article Evaluation of Awareness , Behavior , and
527 Knowledge Levels of Female Healthcare Professionals About Breast and Cervical
528 Cancer in Southern Turkey Türkiyenin Güneyindeki Kadın Sağlık Çalışanlarının
529 Meme ve Rahim Ağzı Kanseri Konusundaki Far. 2022;87–100.
- 530 28. Ibrahim NA, Odusanya OO. Knowledge of risk factors, beliefs and practices of female
531 healthcare professionals towards breast cancer in a tertiary institution in Lagos,
532 Nigeria. *BMC Cancer*. 2009;9:1–8.
- 533 29. Ghanem S, Glaoui M, Elkhoyaali S, Mesmoudi M, Boutayeb S, Errihani H.
534 Knowledge of risk factors, beliefs and practices of female healthcare professionals
535 towards breast cancer, Morocco. *Pan Afr Med J*. 2011;10:1–10.
- 536 30. Dagne AH, Ayele AD, Assefa EM. Assessment of breast self- examination practice
537 and associated factors among female workers in Debre Tabor Town public health
538 facilities, North West Ethiopia, 2018: Cross-sectional study. *PLoS One*. 2019 Aug

539 1;14(8).

540 31. Tesfaw A, Tiruneh M, Tamire T, Yosef T. Factors associated with advanced-stage
541 diagnosis of breast cancer in north-west Ethiopia: a cross-sectional study.

542 Ecancermedalscience. 2021;15.

543 32. Erdem Ö, Toktag E. Breast Self-Examination and Mammography among Female
544 Primary Healthcare Workers in Diyarbakır, Turkey. 2016; Available from:

545 <http://dx.doi.org/10.1155/2016/6490156>

546 33. Ertem G, Koçer A. Breast self-examination among nurses and midwives in Odemis
547 health district in Turkey. Indian J Cancer. 2009;46(3):208–13.

548

549 **Supporting information**

550