

## Title Page

**Type of article:** Original Article

**Title of the article:**

### **“A System Dynamics Model for Long-term Aspect of Caries Preventive Interventions”**

#### **Contributors**

1. Tin Htet Oo <sup>1</sup>
2. Sukanya Tianviwat <sup>2</sup>
3. Songchai Thitasomakul <sup>3</sup>
4. Phongpat Sontamino<sup>4</sup>

#### **Department(s) and institution(s)**

<sup>1</sup> Preventive Department, Faculty of Dentistry, Prince of Songkla University, Hatyai, Songkhla, Thailand, 90110. Email – [leohet26@gmail.com](mailto:leohet26@gmail.com)

<sup>2</sup> Evidence-Based Dentistry for Oral Health Care and Promotion Phase II Research Unit, Preventive Department, Faculty of Dentistry, Prince of Songkla University, Hatyai, Songkhla, Thailand, 90110. Email - [stianviwat@gmail.com](mailto:stianviwat@gmail.com)

<sup>3</sup> Evidence-Based Dentistry for Oral Health Care and Promotion Phase II Research Unit, Preventive Department, Faculty of Dentistry, Prince of Songkla University, Hatyai, Songkhla, Thailand, 90110. Email – [songchai.t@psu.ac.th](mailto:songchai.t@psu.ac.th)

<sup>4</sup> Department of Mining and Materials Engineering, Faculty of Engineering, Prince of Songkla University, Hatyai, Songkhla, Thailand, 90110. Email – [phongpat.s@psu.ac.th](mailto:phongpat.s@psu.ac.th)

#### **Corresponding Author:**

Name- Sukanya Tianviwat

Address- Evidence-Based Dentistry for Oral Health Care and Promotion Phase II Research Unit, Preventive Department, Faculty of Dentistry, Prince of Songkla University, Hatyai, Songkhla, 90110

Email – [stianviwat@gmail.com](mailto:stianviwat@gmail.com)

# 1 A System Dynamics Model for Long-term Aspect of Caries

## 2 Preventive Interventions

### 3 Abstract

4 **Objective:** The purpose of the study is to appraise the long-term effects of caries  
5 preventive interventions of the Ministry of Public Health (MOPH), Thailand: supervised  
6 toothbrushing (STB), dental sealant, and combined STB+sealant that are implemented for 6-  
7 to 15-year-olds by comparing with the base case using the System Dynamics Model (SDM).

8 **Method:** The System Dynamics Model (SDM) was analyzed to compare the interventions,  
9 supervised toothbrushing (STB), sealant, and combined STB+sealant as intervention scenarios  
10 with the base case scenario. The effectiveness data of interventions set in the model were  
11 retrieved from meta-analyses and experts' opinions. **Results:** The model established that the  
12 no caries population increased by 36.2%, 25.5%, and 18.6% while the caries population  
13 decreased by 8.1%, 5.6%, and 3.3% under combined STB+sealant, sealant, and supervised  
14 toothbrushing (STB) respectively compared to the base case at the age of 15 years old. From  
15 the above 20 years old to the elderly age, both individual and combined interventions have no  
16 favorable effect on reducing caries. On the other hand, the no caries population under the  
17 interventions is not significantly different from the base case during the elderly age.

18 **Conclusion:** Combined STB+sealant is the most effective intervention among the interventions  
19 that are administered during the age of 6-15 years. The interventions given during these ages  
20 have effectiveness in caries reduction by about 15 years from when they are started. In addition,  
21 System Dynamics Model (SDM) would assist in comparing the interventions or policies as  
22 scenarios to indicate the most opportune one for the population.

23  
24 **Keywords:** System Dynamics Model, Preventive Intervention, Dental caries

## 25 **Introduction**

26 Dental caries is still regarded as a burden of oral disease not only in Thailand but also  
27 around the world even though it is preventable [1]. Studies have shown a reduction in the  
28 prevalence of dental caries over decades in developed countries [2, 3]. However, in several  
29 developing countries, there has been an increasing trend in caries prevalence reported by some  
30 studies [3, 4]. The high prevalence of dental caries in developing countries is due to poor oral  
31 hygiene habits, low awareness of caries, growth in sugary consumption, insufficient access to  
32 preventive programs for dental health, and inadequate exposure to fluoride [3]. According to  
33 the 8<sup>th</sup> National Oral Health Survey (NOHS) in Thailand in 2017, the prevalence of dental  
34 caries was still high at 52% in 12-year-olds, 62.7% in 15-year-olds, 91.8% in 35- to 44-year-  
35 olds, 98.5% in 60- to 74-year-olds, and 99.5% in 80- to 85-year-olds [5]. People having dental  
36 caries could suffer from pain, disturbance during eating, aesthetics, and functional problems  
37 [6]. Moreover, tooth loss due to caries was the most common consequence of caries [7].

38 Due to the burden of caries, the role of prevention and promotion of oral health is vital.  
39 Therefore, various preventive programs such as oral health education, toothbrushing, fluoride  
40 varnish, application of dental sealant, and so on have been designated for dental caries in both  
41 individuals and communities [8-11]. In Thailand, the Ministry of Public Health (MOPH)  
42 proposed preventive oral health programs for respective age groups including toothbrushing,  
43 fluoride varnish, dental sealant, oral health examination, and so on [12]. However, a long-term  
44 assessment of preventive interventions for conducting better decision-making and an  
45 alternative program is needed. Simulation models would help policymakers in making  
46 decisions for planning long-term processes. [13]. They have been widely used in health care  
47 and a study also reported models that were reliable to be used in dental caries interventions  
48 such as the Markov Model, System Dynamics Model (SDM), Microsimulation Model, and  
49 Decision-tree Model [14].

50 In this study, SDM was explored for caries preventive interventions intended by the  
51 Ministry of Public Health (MOPH) such as supervised toothbrushing (STB), sealant, and their  
52 combination. The interventions were primary preventive interventions for caries since they  
53 focused on preventing the occurrence of diseases in a healthy state before the process begins  
54 [15]. The System Dynamics Model (SDM) is a computer simulation to help the stakeholders  
55 in deciding the most admissible policy or intervention for the community [16]. It can be used  
56 as a cohort-based model and shows the interaction between the entities of the system by  
57 modeling the rate of change of the system [17, 18]. It also allows seeing feedback loops that  
58 emerge from the interaction [17, 18]. SDM should be considered as a cohort-based simulation  
59 model for the long-term aspect of the outcomes not only under individual preventive  
60 intervention but also the combination of the interventions.

61 Therefore, the objective of the study is to estimate the effectiveness of providing caries  
62 preventive interventions for 6- to 15-year-olds by the Ministry of Public Health (MOPH)  
63 namely supervised toothbrushing (STB), sealant, and combined STB+sealant, compared with  
64 the base case as a long-term aspect by conducting the System Dynamics Model (SDM).

65

## 66 **Methodology**

67 The modeling in this study focused on the permanent dentition age. The System  
68 Dynamics Model (SDM) involves two parts: qualitative and quantitative. The qualitative part  
69 showed the causal relationship of caries related and identifies the feedback loops among them  
70 by a causal loop diagram (CLD). The quantitative part translated the causal loop diagram (CLD)  
71 for evaluating the conditions quantitatively represented as stocks and flows diagram. Group  
72 model building (GMB) sessions including the researchers and experts in related fields were  
73 held three times to determine the final model. The experts are dentists with valuable experience  
74 and knowledge in dental public health and clinical fields. The activities such as identifying the

75 time horizon, identifying the key variables, and their behaviors, formulating the causal loop  
76 diagram (CLD), and developing the stocks and flows diagram were involved in group model  
77 building (GMB) sessions. The setting interventions in the model were implemented  
78 interventions by the Ministry of Public Health (MOPH). Since the study was based on the  
79 effectiveness of the interventions, systematic reviews and meta-analyses of interventions were  
80 conducted first by the researchers for the effectiveness data to be used in the model. The  
81 Vensim DSS version 6.4 software was used for running the model. The model simulated the  
82 Thai population born in 2021 to 75 years old (average life span) to estimate the outcomes in  
83 age intervals under intervention scenarios. The total population was 678,243. The results are  
84 presented at the age of 15 years old when the interventions were discontinued and at 60 years  
85 old to see the long-term effect on the elderly.

86

### 87 **Systematic review and meta-analysis**

88 Systematic reviews and meta-analyses were conducted by researchers to identify the  
89 effect of supervised toothbrushing (STB) and sealant (6-15 years old) for dental caries by  
90 following the guidelines of the systematic review of interventions in Cochrane Handbook  
91 version 5.1.0. [19]. The included studies were identified according to PICO (Participants,  
92 Intervention, Comparison, and Outcome). For the STB, the studies were searched from  
93 Cochrane, PubMed, Web of Science, and SCOPUS databases. The protocol was registered at  
94 Prospero (CRD42022376887). For sealant, the studies were retrieved from the previous recent  
95 review [20]. Meta-analyses with the random-effect model for both interventions were  
96 performed by researchers in RevMan 5.3 software. The estimated effect size in the meta-  
97 analysis was risk ratio (RR) and effective rates of interventions were calculated by the formula  
98  $([1-RR]*100)$ .

99

## 100 **Model structure**

101 The causal loop diagram (CLD) presents the causal relationship of no caries, caries,  
102 related events of caries, and feedback loops among them, (Fig 1). A positive sign (+) in the  
103 diagram means that a variable adds to another one and a negative sign (-) that it subtracts from  
104 the other [21]. One balancing loop and two reinforcing loops were found in the diagram. A  
105 balancing loop means that a positive change in a variable lead to a pushback in the opposite  
106 direction and if the direction of variables keeps in the same direction, it is a reinforcing loop  
107 [21]. A balancing loop in the diagram shows that an increase in the no caries leads to an increase  
108 in caries and missing teeth; on the other hand, an increase in the missing teeth leads to a  
109 decrease in the no caries. When the intervention is given, it would reduce developing caries,  
110 and missing teeth, and on one side, the no caries would increase. Reinforcing loops show that  
111 an increase in caries tends to increase in the treated cases due to caries (restoration and  
112 endodontic) and recurrent caries from the treated cases. When the intervention is set, it would  
113 decrease developing caries, treated cases, and recurrent caries from the treated cases.

114

### 115 **Fig 1. Causal loop diagram (CLD)**

116

117 CLD was translated into the stocks and flows diagram, Fig 2, to evaluate the outcomes  
118 quantitatively. The square blocks in the diagram are denoted as stocks and the arrow symbols  
119 represent the flows. The stocks are defined as states or levels of variables moving through the  
120 system [13]. The flows control the movement of stocks or determine the changes in the stocks  
121 by in and out valves of the stocks [13]. The quantitative outcomes are attributed to the stocks  
122 in the model. The fractions affect the rate of flows, for example, the caries development fraction  
123 influences the rate of developing caries, and the fraction of restorative treatment affects the rate  
124 of untreated caries to restoration. It is assumed that when the intervention is set, the

125 interventions could reduce the caries development fraction tending to slow the rate of  
126 developing caries as shown in Fig 2.

127

## 128 **Fig 2. Stocks and Flows diagram**

129

### 130 **Outcomes of the model**

131 The stocks in the model defined the main outcomes: no caries and caries and also  
132 consequences of caries as follows –

- 133 • Population with no caries
- 134 • Population with untreated caries
- 135 • Population with restorative treatment
- 136 • Population with endodontic treatment
- 137 • Population with missing teeth

138

### 139 **Source of data**

140 The effective rates of the interventions to be used in the model were obtained from  
141 systematic reviews and meta-analyses as mentioned above. The other required parameters in  
142 the model were obtained from Thailand's data: the 8<sup>th</sup> National Oral Health Survey (NOHS),  
143 the Health Data Center (HDC), the National Statistical Office, and literature, and experts'  
144 opinions. When data were not available, experts' opinions were consulted. Data used in the  
145 model were validated by experts from the group model building (GMB) session.

146

147

148

149

## 150 **Scenario analysis**

151 The interventions were analyzed as intervention scenarios comparing the base case  
152 scenario as follows. It is assumed that the interventions were provided at 6-15 years old and  
153 did not continue after 15 years old. The effective rate remained unchanged after that age.

### 154 Base case

155 The base case scenario refers to the situation in which no intervention was given. All  
156 model parameters in the base case remained unchanged over the simulation run. It served as a  
157 reference point for comparing intervention scenarios.

158

### 159 Supervised Toothbrushing (STB)

160 It aims to prevent the development of dental caries using the correct toothbrushing  
161 technique with fluoride toothpaste and appropriate toothbrush design twice daily under the  
162 supervision of dental health professionals or trained teachers or parents [9]. The coverage rate  
163 of the intervention at 6-15 years old in Thailand was 95% [22]. The effective rate for this age  
164 group was retrieved as 10% from the meta-analysis. The adjusted effective rate with the  
165 coverage rate (9.5%) was set in the model intended to reduce the caries development rate.

166

### 167 Dental Sealant

168 It is purposed to prevent dental caries by applying resin-based sealants in deep pits and  
169 fissures of permanent teeth by dental professionals [11]. In Thailand, the coverage rate of  
170 sealant from 6-15 years old was 27% [23]. According to a meta-analysis, dental sealant has a  
171 71% caries reduction on molar teeth at these ages. Based on the meta-analysis and experts'  
172 opinions using their available existing data, a dental sealant was regarded 58% decreased risk  
173 of caries for all teeth. It was adjusted with the coverage rate and the adjusted effective rate,  
174 15.7% was set in the model to decrease the rate of caries development.



175 *Combined Supervised Toothbrushing and Sealant (STB+Sealant)*

176 The descriptions of STB and sealant are the same as mentioned above. The coverage  
177 rate of the combined STB+sealant in Thailand for 6-15 years old was 33% [22]. The effective  
178 rates of STB and sealant before adjusting with the coverage rates were 10% and 58%  
179 respectively as mentioned above. According to each rate and experts' opinions based on their  
180 existing data, the effective rate of combined intervention was determined as 60%. After  
181 adjusting the coverage rate, the adjusted effective rate of 19.8% was set in the model to slow  
182 the caries development rate.

183

184 **Model validation**

185 Both structure-based validation and behavior-based validation were conducted. Face  
186 validity was conducted for the model's structure as structure-based validation by researchers  
187 and experts in the group model building (GMB) sessions. As a structure-based validation, the  
188 adequacy of the model boundary, model's structures, parameters verification, and dimensional  
189 consistency of the model's equations were checked [24]. Known-case validity compared with  
190 historical data and sensitivity analysis by changing the plausible parameters were evaluated by  
191 researchers as behavior-based validation for the model's behavior [24].

192

193 **Uncertainty analysis**

194 Uncertainty analysis was done as multivariate sensitivity analysis with random uniform  
195 distribution in Vensim DSS version 6.4 software to examine how a change in the parameters  
196 would influence the outcomes. The parameters were varied by  $\pm 10$  percent. The mean values  
197 of the outcome (population with no caries) with a 95 percent confidence interval under the base  
198 case scenario and intervention scenarios are presented in Tables 1 and 2.

199

200 **Table 1. Uncertainty analysis of the population with no caries at the age of 15 years**

201

202

203

204

205

206

207

Scenarios	Population with no caries		
	Mean	Lower bound (95% CI)	Upper bound (95%CI)
Base-case	112,383	97,023	128,402
STB	133,943	117,002	149,809
Sealant	141,006	125,046	157,423
STB + sealant	153,526	137,157	169,079

208

209

210 **Table 2. Uncertainty analysis of the population with no caries at the age of 60 years**

211

212

213

214

215

216

217

Scenarios	Population with no caries		
	Mean	Lower bound (95% CI)	Upper bound (95%CI)
Base-case	141	52	282
STB	338	142	631
Sealant	532	240	957
STB + sealant	857	414	1,483

218

219

220 **Ethical considerations**

221 This study received ethical approval from the Human Research Ethics Committee of  
222 the Faculty of Dentistry, Prince of Songkla University, EC6503-011 on 7 March 2022.

223

224 **Results**

225 Table 3, the population with no caries under combined STB+sealant is the highest,  
226 153,042 (22.56%) than in other scenarios: dental sealant, 141,097 (20.80%), supervised  
227 toothbrushing (STB), 133,306 (19.65%) and base-case, 112,405 (16.57%) at the age of 15 years.  
228 It increased by 36.2% under the combined STB+sealant, 25.5% in sealant, and 18.6% in STB  
229 compared to the base case. The untreated caries population is the lowest under combined  
230 STB+sealant, 257,655 (37.99 %) followed by sealant, 264,507 (38.99%) and STB, 270,870  
231 (39.94%) whereas the base-case is the highest, 280,244 (41.32%). Compared to the base case,  
232 it decreased by 8.1% in combined STB+sealant, 5.6% in sealant, and 3.3% in STB. The  
233 population with missing teeth and populations with restoration and endodontic treatment are  
234 also the highest in base-case and lowest in combined STB+sealant followed by sealant and  
235 STB. Compared to the base case, the population with restoration decreased by 6.1%, 4.4%, and  
236 3.8% while the population with endodontic decreased by 4.7%, 3.3%, and 3.0% in combined  
237 STB+sealant, sealant, and STB respectively. The missing teeth population decreased by 6.7%  
238 in combined STB+sealant, 4.8% in sealant, and 4.3% in STB compared to the base case.

239

240

**Table 3. Simulation results when the age of 15 years**

State	Scenarios			
	Base case (a)	STB (b)	Sealant (c)	STB + Sealant (d)
No caries	112405 (16.57%)	133306 (19.65%)	141097 (20.80%)	153042 (22.56%)
(% change from the base case)	-	+18.6	+25.5	+36.2
Untreated caries	280244 (41.32%)	270870 (39.94%)	264507 (38.99%)	257655 (37.99%)
(% change from the base case)	-	-3.3	-5.6	-8.1
Restoration	119813 (17.67%)	115259 (16.99%)	114601 (16.89%)	112547 (16.59%)
(% change from the base case)	-	-3.8	-4.4	-6.1
Endodontic	12822 (1.89%)	12436 (1.83%)	12390 (1.83%)	12222 (1.80%)
(% change from the base case)	-	-3.0	-3.3	-4.7
Missing teeth	152959 (22.55%)	146372 (21.58%)	145648 (21.47%)	142777 (21.05%)
(% change from the base case)	-	-4.3	-4.8	-6.7

241

242

STB (b), % change from the base case =  $(b - a) / a * 100$

243

Sealant (c), % change from the base case =  $(c - a) / a * 100$

244

STB+Sealant (d), % change from the base case =  $(d - a) / a * 100$

245            Table 4, at the age of around 60 years, the no caries population is the lowest population  
246 among other populations. Even though there is no significant difference between the scenarios,  
247 the highest, 808 (0.12%) is in combined STB+sealant, followed by sealant, 496 (0.073%), and  
248 supervised toothbrushing (STB), 311 (0.046%) compared to the base case, 127 (0.019%).  
249 Whereas the untreated caries population increased by 4.9% in combined STB+sealant, 3.2% in  
250 sealant, and 2.1% in STB compared to the base case. For the population with restoration, it  
251 increased by 1.6%, 1.1%, and 0.9% while the population with endodontic decreased by 0.66%,  
252 0.43%, and 0.28% under combined STB+sealant, sealant, and STB respectively compared to  
253 the base case. The population with missing teeth decreased by 1.2% in combined STB+sealant,  
254 0.79% in sealant, and 0.56% in STB from the base case.

255

256

257

258

259

260

261

262

**Table 4. Simulation results when the age of 60 years**

263

264

265

266

267

268

269

270

271

272

273

274

275

276

277

278

279

280

281

282

283

284

285

286

States	Scenarios			
	Base case (a)	STB (b)	Sealant (c)	STB + Sealant (d)
No caries	127 (0.019%)	311 (0.046%)	496 (0.073%)	808 (0.12%)
(% change from the base case)	-	NA	NA	NA
Untreated caries	62975 (9.29%)	64342 (9.49%)	65004 (9.58%)	66035 (9.73%)
(% change from the base case)	-	+2.1	+3.2	+4.9
Restoration	123487 (18.21%)	124609 (18.37%)	124898 (18.41%)	125461 (18.49%)
(% change from the base case)	-	+0.9	+1.1	+1.6
Endodontic	25699 (3.79%)	25628 (3.78%)	25589 (3.77%)	25529 (3.76%)
(% change from the base case)	-	-0.28	-0.43	-0.66
Missing teeth	465955 (68.70%)	463353 (68.32%)	462255 (68.15%)	460409 (67.88%)
(% change from the base case)	-	-0.56	-0.79	-1.2

\*NA = Not applicable due to no differential effect between the scenarios

STB (b), % change from the base case =  $(b - a) / a * 100$

Sealant (c), % change from the base case =  $(c - a) / a * 100$

STB+Sealant (d), % change from the base case =  $(d - a) / a * 100$

287 Figure 3 shows the population with no caries of permanent dentition age, from 6 years  
288 old to elderly age. It seems that the no caries population is the highest under combined  
289 STB+sealant followed by sealant and supervised toothbrushing (STB) and lowest under base-  
290 case. It is still higher under intervention scenarios than the base case until the adult age and the  
291 differences can be seen prominently in the graph before the age of 30 years. Nevertheless, it  
292 cannot be seen differently between interventions and the base case after the age of 40 years.  
293 Besides, it is seen that the population with no caries significantly decreases over time.

294

### 295 **Fig 3. Population with no caries**

296

297 Figure 4 presents the untreated caries population from 6 years old to elderly age. It  
298 shows that it is the lowest under combined STB+sealant followed by sealant and STB then  
299 base-case. It can be seen clearly in the graph until the age of 20 years. However, at ages over  
300 20 years, the caries population under interventions is not lower than the base case. Further, the  
301 graph shows that the caries population is slightly decreased over the years.

302

### 303 **Fig 4. Population with untreated caries**

304

## 305 **Discussion**

306 When establishing the interventions in the model, the effective rates of the interventions  
307 were identified and adjusted from the coverage rates in Thailand. Depending on the coverage  
308 rate, the effective rate of supervised toothbrushing (STB) was only 9.5%. Although the  
309 coverage rate is high, the effective rate was not high, and the caries development rate was not  
310 significantly reduced from the base case. While the sealant and combined STB+sealant were  
311 quite good in effective rates, the coverage rates were not satisfactory, and their adjusted

312 effective rates were 15.7% and 19.8% respectively. It is considered that the effective rates were  
313 not very high due to quite low coverage rates. Therefore, the reduction of caries development  
314 rate under these two interventions was also not significantly different from the base case.

315 Since the effective rate of supervised toothbrushing (STB) is not very satisfactory, this  
316 must be emphasized in the intervention. A study indicated that STB has a favorable effect on  
317 preventing caries [25]. In this study, the children received an intensive preventive program  
318 including the Bass method of brushing and finger flossing monitored by dentists. During the  
319 program, daily practicing toothbrushing with fluoride toothpaste in addition to flossing was  
320 carried out after lunch on every school day under the supervision of school nurses for one  
321 semester (20 weeks). This program lasted about 10 years. Therefore, the type of resource used,  
322 and the scheme would be crucial for the intervention, and a comprehensive approach to  
323 toothbrushing should be contemplated for more beneficial effects. In the aspect of sealant,  
324 applying the resin-based sealant on the pit and fissure permanent teeth has a valuable effect on  
325 caries. However, more resources would be needed than for STB, and the availability of  
326 resources needs to be of concern.

327 Based on the simulation, combined STB+sealant is better than each of these assigned  
328 separately. Supervised toothbrushing (STB) is proposed not only to prevent the occurrence of  
329 dental caries but also to develop oral hygiene habits [9] while the dental sealant is especially  
330 focused on molar teeth with a quite good preventing effect on caries [11]. Therefore, the  
331 combination of the interventions would be better intervention. It can be seen that at the age of  
332 15 years, under the combined intervention, the no caries population is the highest, and the  
333 populations with untreated caries, restoration, endodontic treatment, and missing teeth are the  
334 lowest compared with each intervention administered alone, as shown in Table 3. It also seems  
335 that the no caries population remains the highest under the combined intervention among the  
336 adult and elderly ages.



337 Even though the no caries population is still higher than in the base case until the elderly  
338 age under intervention scenarios, the untreated caries population gradually increased in  
339 intervention scenarios over the base case scenario after 20 years old. It is regarded that the  
340 interventions that are allocated among the younger ages could no longer reduce the untreated  
341 caries population in the adult ages. Therefore, the interventions have a caries reduction effect  
342 for only about 15 years from when they are started. It shows that the consequences of caries  
343 such as treated cases due to caries and missing teeth under intervention scenarios are not very  
344 different from the base case in the elderly ages since the interventions have no positive effect  
345 on caries from the adult age.

346 A study by Splieth et al., (2008) [26] developed the System Dynamics Model (SDM)  
347 and reported the combination of fluoride toothpaste, fluoride salt, and fluoride gel was the most  
348 effective among fluoride regimes for caries prevention and was also cost-effective. Another  
349 study (Hirsch et al., 2012) [27] reported that the SDM estimated the combined early childhood  
350 caries (ECC) interventions were the most significant approach for caries reduction and costs.  
351 The present study is consistent with these previous studies in that combined interventions are  
352 preferred based on SDM simulation. Two studies (Hirsch et al., 2012, Edelstein et al., 2015)  
353 projected caries reduction for 10 years by simulating the SDM [27, 28]. It is analogous to this  
354 study where the reduction of caries persists for about 15 years. Nevertheless, the present study  
355 focused on the long-term simulation of more than the projected 10 years. Furthermore, the  
356 previous studies mentioned only the effective rates of the interventions whereas this study  
357 concerned not only the effective rates of the interventions conducted by meta-analyses but also  
358 the coverage rates in Thailand.

359 In this study, the data for the cause of missing teeth due to dental caries or periodontal  
360 disease was impossible to separate depending on the available data source, Health Data Centre  
361 (HDC). Therefore, the data of all causes of missing teeth from HDC were used and it was

362 assumed that the missing teeth may be mostly due to caries among the younger ages, and from  
363 both caries and periodontal diseases during the adult and elderly ages [29, 30]. Therefore, if the  
364 interventions focus not only on caries but also on the periodontal disease with huge  
365 effectiveness, the number of the population with missing teeth could be reduced more than that  
366 indicated in this simulation study. In contrast, it would not be different if the focus were to be  
367 on caries alone. Moreover, considering each socioeconomic factor related to dental caries as a  
368 variable in the model is complicated. It is assumed that developing caries is prevented by  
369 reducing the risk factors that could be influenced by interventions. Due to the above limitations,  
370 this study may require accomplishing a more distinct quantitative model prediction.

371 Since it has been allowed that combined STB+sealant is more effective to implement,  
372 expanding the coverage rate of the intervention must be considered. This is because the  
373 effective rate of the combined intervention is quite low after adjusting the coverage rate  
374 although the combined intervention is good in effect. Besides, since the interventions afforded  
375 among younger ages have meager effectiveness in adult age and elderly age, furnishing some  
376 effective interventions beyond the younger ages should be considered.

377 The System Dynamics Model (SDM) may be used for long-term assessment in  
378 analyzing the effectiveness of interventions when projecting the interventions for improving  
379 oral health. Moreover, the SDM may help in comparing the cases as “what if” scenarios to  
380 anticipate the best case and poor case of other services or policies. Since the study did not  
381 encompass the costs, cost-effectiveness, or cost-saving, these aspects should be appraised in  
382 further studies.

383

384

385

386

## 387 **Conclusion**

388           Among the interventions provided by the Ministry of Public Health (MOPH) during the  
389 age of 6-15 years, the combined STB+sealant is the best intervention compared with each  
390 applied separately. It is supposed that the interventions given between the ages of 6-15 years  
391 old can reduce caries for 15 years from when they are started but have no beneficial effect on  
392 the population during the elderly age. Moreover, System Dynamics Model (SDM) would help  
393 decision-makers anticipate the best interventions or policies by simulating scenarios.

394

## 395 **References**

- 396 1. WHO | The burden of oral disease: challenges to improving oral health in the 21st century.  
397 <https://www.who.int/bulletin/volumes/83/1/editorial20105/en/>
- 398 2. Frencken JE, Sharma P, Stenhouse L, Green D, Lavery D, Dietrich T. Global epidemiology  
399 of dental caries and severe periodontitis—a comprehensive review. *Journal of clinical*  
400 *periodontology*. 2017 Mar;44:S94-105.
- 401 3. Petersen PE, Bourgeois D, Ogawa H, Estupinan-Day S, Ndiaye C. The global burden of  
402 oral diseases and risks to oral health. *Bulletin of the world health organization*.  
403 2005;83:661-9.
- 404 4. Bagramian RA, Garcia-Godoy F, Volpe AR. The global increase in dental caries. A  
405 pending public health crisis. *Am J dent*. 2009 Feb 1;22(1):3-8.
- 406 5. Bureau of Dental Health. Department of Health, Ministry of Public Health. The 8th  
407 Thailand National Oral Health Survey Report 2017. Bangkok: Bureau of Dental Health;  
408 2018.
- 409 6. Naorungroj S. Oral Health-Related Quality of Life in the Elderly: A Review and Future  
410 Challenges in Thailand. *Siriraj Medical Journal [Internet]*. 2015 Oct 5 [cited 2021 Jun

- 411 7];67(5). Available from:  
412 <https://he02.tcithaijo.org/index.php/sirirajmedj/article/view/55227>
- 413 7. Olatosi O, Sote E. Causes and pattern of tooth loss in children and adolescents in a Nigerian  
414 tertiary hospital. *Nigerian quarterly journal of hospital medicine*. 2014 Feb 26;22:258–62.
- 415 8. Stein C, Santos NML, Hilgert JB, Hugo FN. Effectiveness of oral health education on oral  
416 hygiene and dental caries in schoolchildren: Systematic review and meta-analysis.  
417 *Community Dent Oral Epidemiol*. 2018;46(1):30–7.
- 418 9. Protocol for the Implementation of the Supervised Tooth Brushing Programme in Primary  
419 Schools [Internet]. [cited 2020 Jan 28].
- 420 10. Health CA for D and T in. Fluoride varnishes for dental health: a review of the clinical  
421 effectiveness, cost-effectiveness, and guidelines. Summary of evidence. Ottawa, ON,  
422 Canada: Canadian Agency for Drugs and Technologies in Health; 2016. 2018.
- 423 11. Cvikl B, Moritz A, Bekes K. Pit and Fissure Sealants—A Comprehensive Review. *Dent J*  
424 (Basel). 2018 Jun 12;6(2):18.
- 425 12. Bureau of Dental Health. Department of Health, Ministry of Public Health, Dental public  
426 health implementation guidelines; 2564.
- 427 13. Mielczarek B. Review of modeling approaches for healthcare simulation. *Operations*  
428 *Research and Decisions*. 2016;26(1):55–72.
- 429 14. Qu Z, Zhang S, Krauth C, Liu X. A systematic review of decision analytic modeling  
430 techniques for the economic evaluation of dental caries interventions. *PLoS One*.  
431 2019;14(5):e0216921.
- 432 15. Ungchusak C. Oral health promotion and prevention of Early Childhood Caries. *Thai*  
433 *Dental Public Health Journal*. 2017;22(พิเศษ):44–61.
- 434 16. Mustafee N, Katsaliaki K, Taylor S. Profiling Literature in Healthcare Simulation.  
435 *SIMULATION*. 2010;86:543–58.

- 436 17. Tsoi B, O'Reilly D, Jegathisawaran J, Tarride JE, Blackhouse G, Goeree R. Systematic  
437 narrative review of decision frameworks to select the appropriate modeling approaches for  
438 health economic evaluations. *BMC research notes*. 2015;8(1):1–15.
- 439 18. Shanahan M, Shukla N, Perez P, Farrell M, Ritter A. A systematic review of modeling  
440 approaches in economic evaluations of health interventions for drug and alcohol problems.  
441 *BMC health services research*. 2016;16(1):1–14.
- 442 19. Higgins JPT, Green S (editors). (2011): “Cochrane Handbook for Systematic Reviews of  
443 Interventions” Version 5.1.0 [updated March 2011]. The Cochrane Collaboration, 2011.  
444 Available from [www.handbook.cochrane.org](http://www.handbook.cochrane.org).
- 445 20. Ahovuo-Saloranta A, Forss H, Walsh T, Nordblad A, Mäkelä M, Worthington HV. Pit and  
446 fissure sealants for preventing dental decay in permanent teeth. *Cochrane database of*  
447 *systematic reviews*. 2017(7).
- 448 21. Siebers P-O. Lecture 06 Simulation Methods: System Dynamics Simulation.
- 449 22. Jirapongsa W, Prasertsom, P. Evaluation of Oral Health Promotion and Prevention in  
450 School Children Project under National Health Security “Yim (smile) Sodsai (Bright), Dek  
451 Thai (Thai Children) Fun Dee (Health Teeth)” 2005-2007. *Thailand Journal of Dental*  
452 *Public Health* 2008;13(5):85-96.
- 453 23. Health Data Center (HDC) [Internet]. [cited 2022 Sep 18]. Available from:  
454 <http://www.pcko.moph.go.th/hdc.html>.
- 455 24. Qudrat-Ullah H, Seong B. How to do structural validity of a system dynamics type  
456 simulation model: The case of an energy policy model. *Energy Policy*. 2010 May  
457 1;38:2216–24.
- 458 25. Lai H, Fann JC, Yen AM, Chen LS, Lai MH, Chiu SY. Long-term effectiveness of  
459 school-based children oral hygiene program on oral health after 10-year follow-up.  
460 *Community Dentistry and Oral Epidemiology*. 2016 Jun;44(3):209-15.

- 461 26. Splieth CH, Flessa S. Modelling lifelong costs of caries with and without fluoride use. Eur  
462 J Oral Sci. 2008 Apr;116(2):164–9.
- 463 27. Hirsch GB, Edelstein BL, Frosh M, Anselmo T. A simulation model for designing effective  
464 interventions in early childhood caries. Preventing Chronic Disease. 2012;9.
- 465 28. Edelstein BL, Hirsch G, Frosh M, Kumar J. Reducing early childhood caries in a Medicaid  
466 population: a systems model analysis. J Am Dent Assoc. 2015 Apr;146(4):224–32.
- 467 29. Al-Shammari KF, Al-Ansari JM, Al-Melh MA, Al-Khabbaz AK. Reasons for tooth  
468 extraction in Kuwait. Medical principles and practice. 2006;15(6):417-22.
- 469 30. Caldas Jr AF, Marcenes W, Sheiham A. Reasons for tooth extraction in a Brazilian  
470 population. International dental journal. 2000 Oct 1;50(5):267-73.

471

472

## 473 **Supporting information**

474 **S1 Fig 1. Causal loop diagram (CLD).**

475 **S2 Fig 2. Stocks and Flows diagram.**

476 **S3 Fig 3. Population with no caries.**

477 **S4 Fig 4. Population with untreated caries.**

478

479 **S5 Table 1. Uncertainty analysis of the population with no caries at the age of 15 years**

480 **S6 Table 2. Uncertainty analysis of the population with no caries at the age of 60 years**

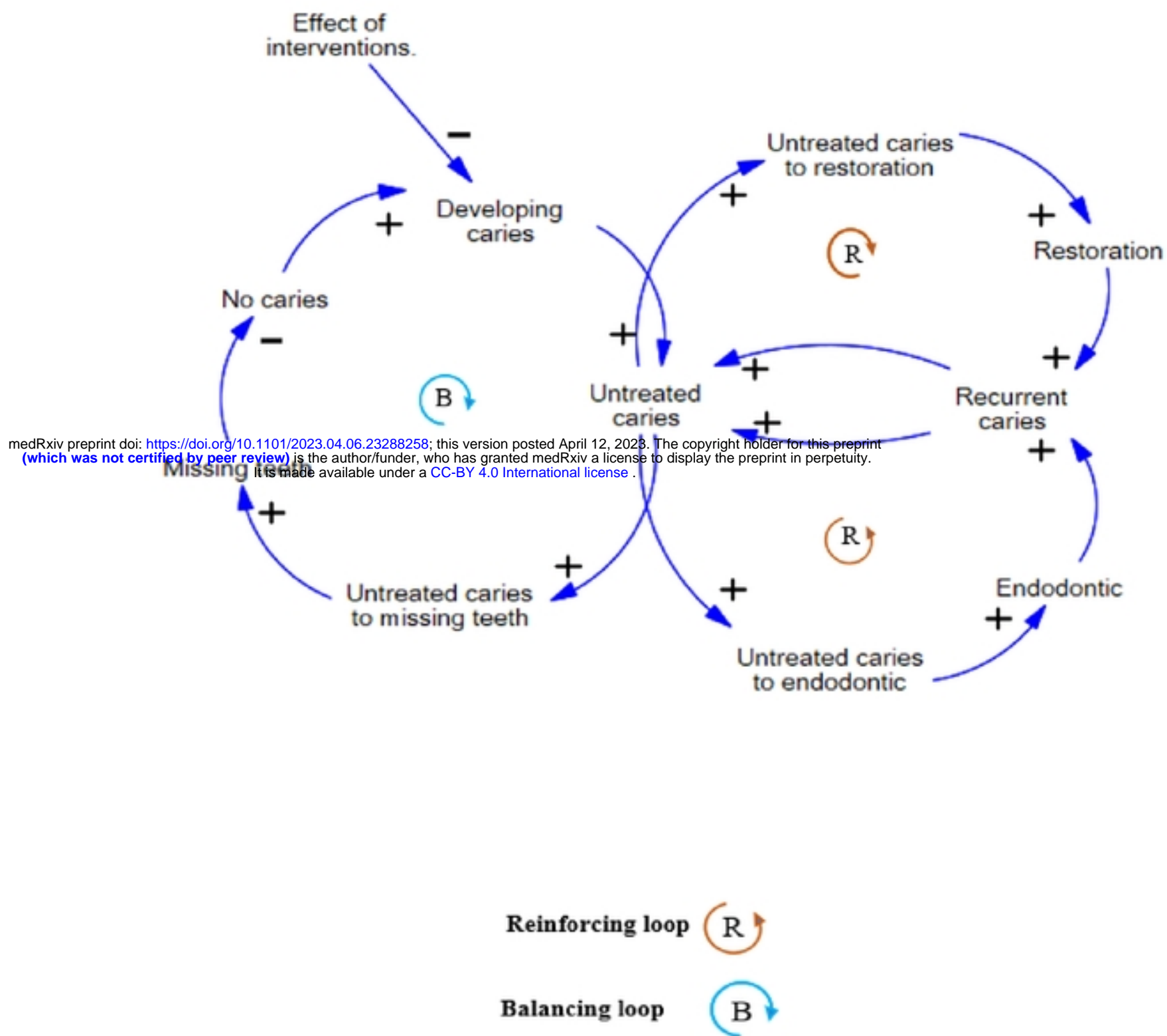
481 **S7 Table 3. Simulation results when the age of 15 years**

482 **S8 Table 4. Simulation results when the age of 60 years**

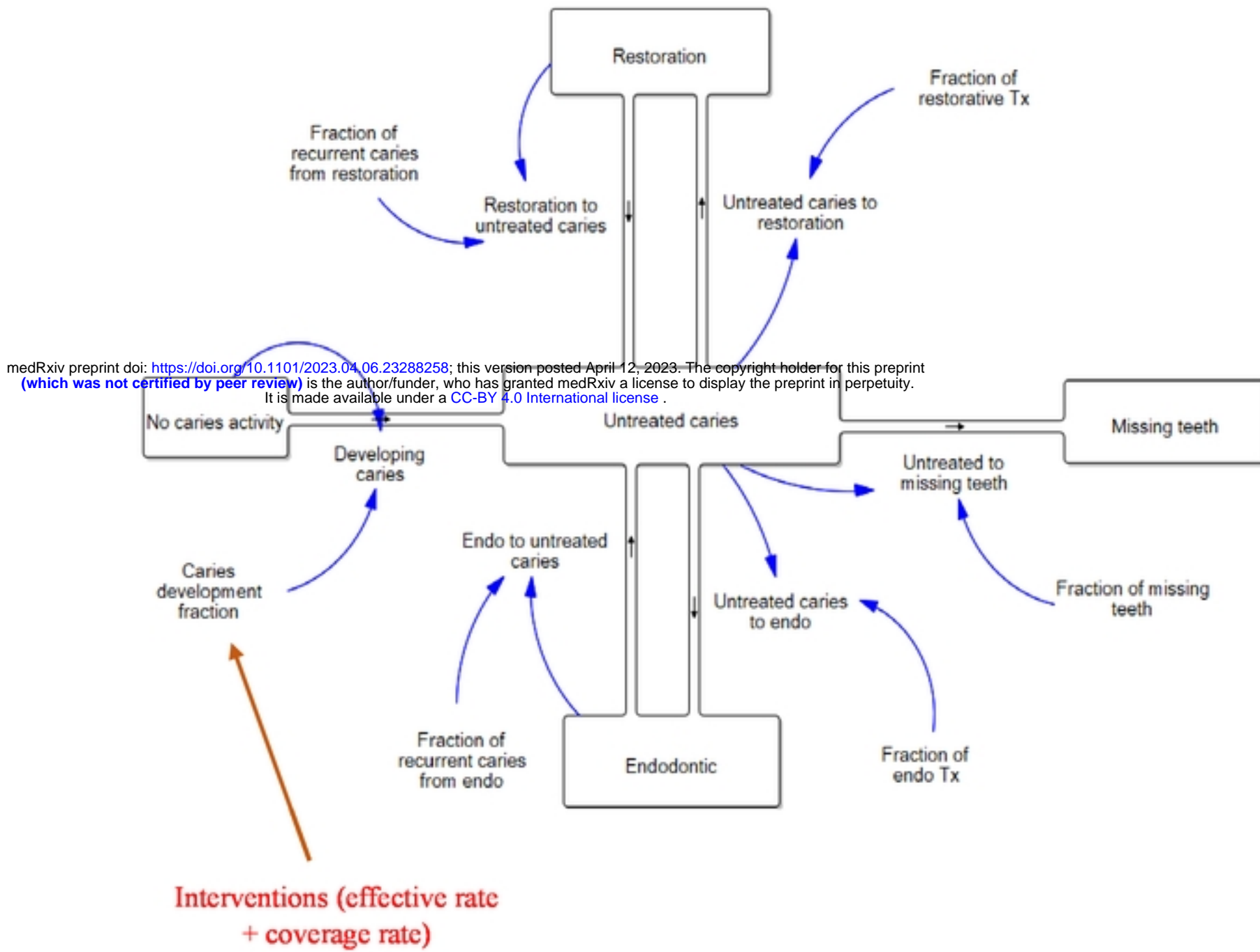
483

484

**Fig 1. Causal loop diagram (CLD)**



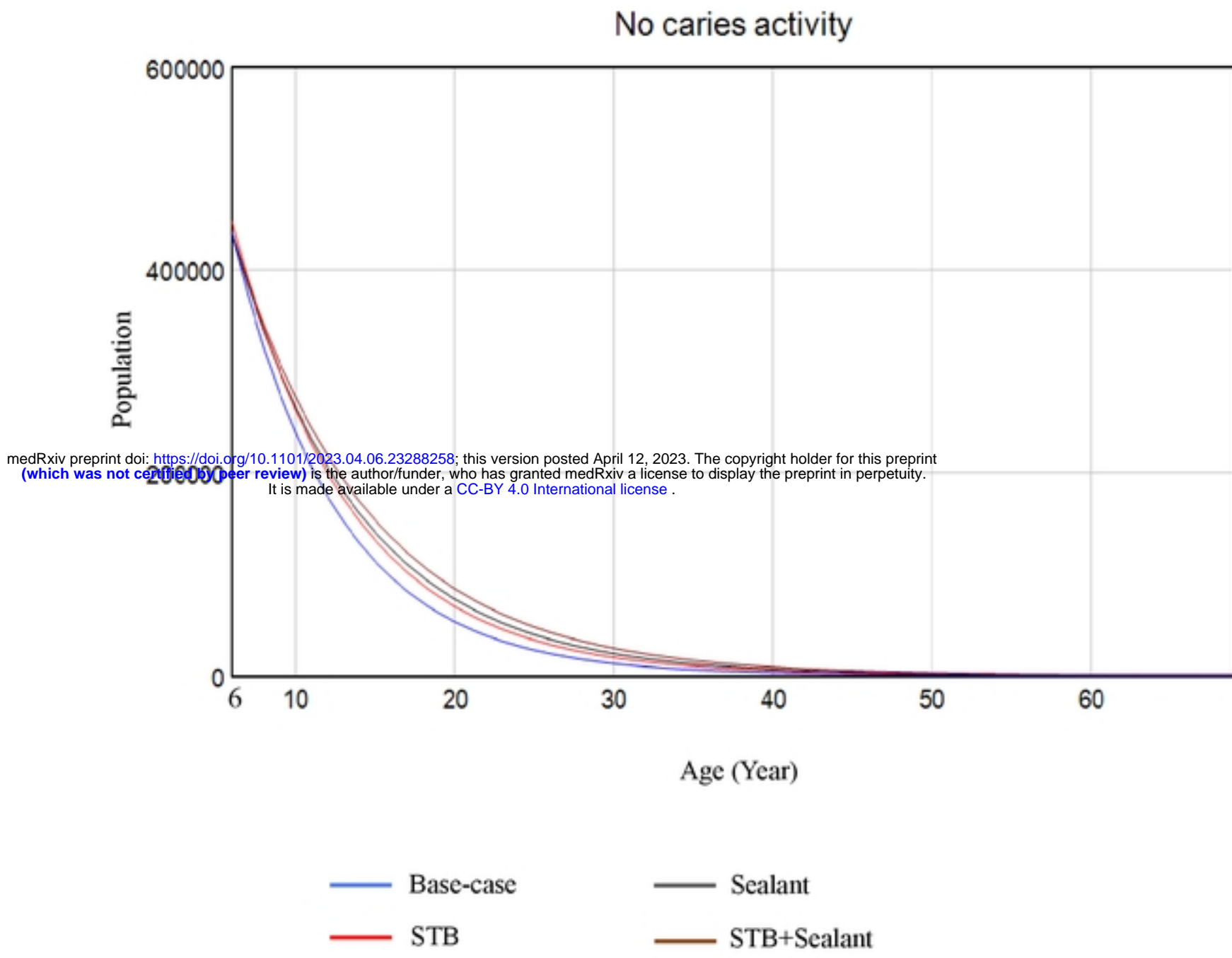
**Fig 2. Stocks and Flows diagram**



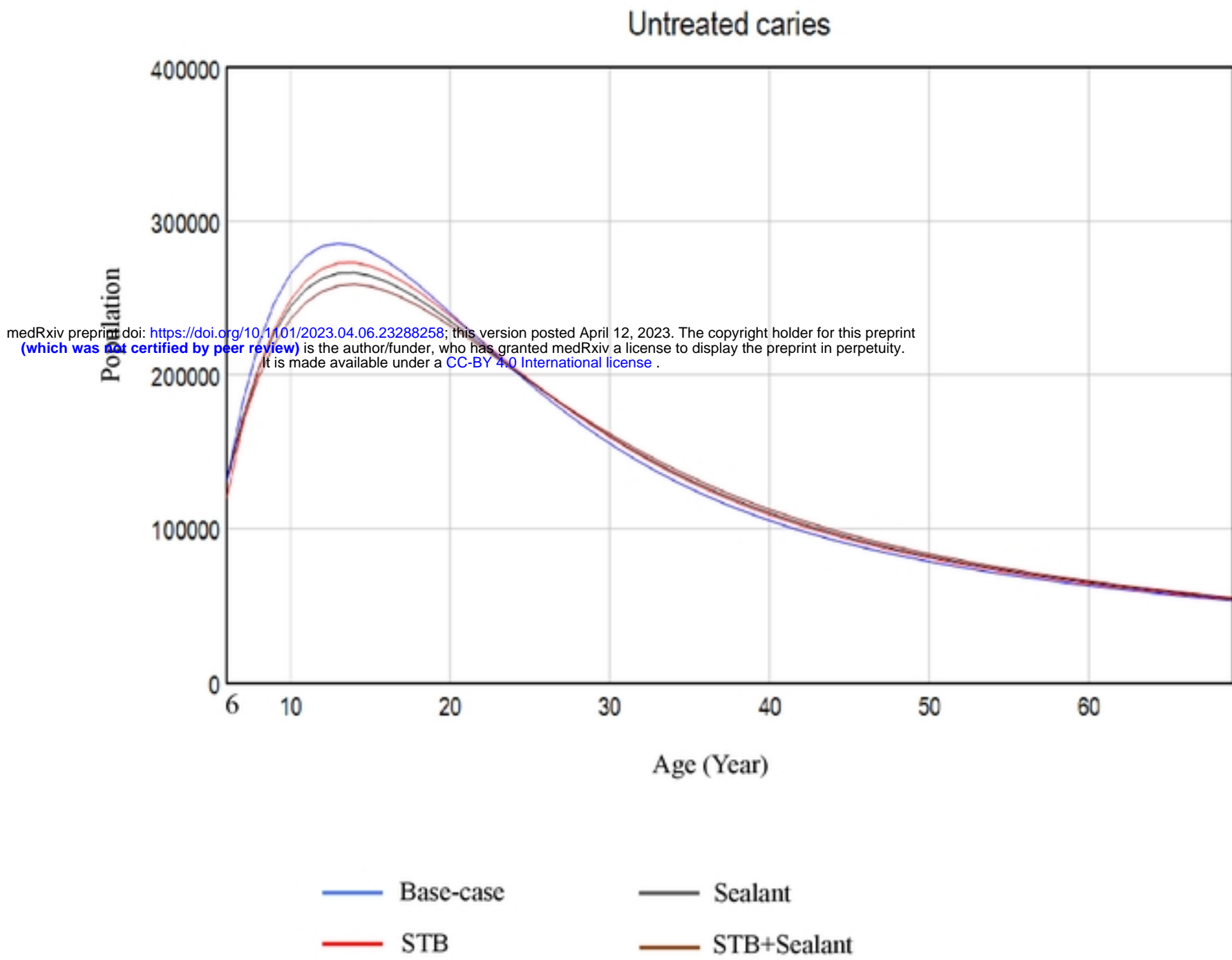


medRxiv preprint doi: <https://doi.org/10.1101/2023.04.06.23288258>; this version posted April 12, 2023. The copyright holder for this preprint (which was not certified by peer review) is the author/funder, who has granted medRxiv a license to display the preprint in perpetuity. It is made available under a [CC-BY 4.0 International license](#).

**Fig 3. Population with no caries**



**Fig 4. Population with untreated caries**



medRxiv preprint doi: <https://doi.org/10.1101/2023.04.06.23288258>; this version posted April 12, 2023. The copyright holder for this preprint (which was not certified by peer review) is the author/funder, who has granted medRxiv a license to display the preprint in perpetuity. It is made available under a [CC-BY 4.0 International license](#).