

Radio-frequency ablation versus hepatic surgery for the treatment of hepatocellular carcinoma: a systematic review and meta-analysis

Authors: -

1) Dr. Avichal Dani

Smt. NHLMMC, Ahmedabad, India

Email Address:- asdani98@gmail.com

2) Dr. Khushi Vishal Gandhi

Smt. NHLMMC, Ahmedabad, India

Email Address:- khushi361999@gmail.com

3) Dr. Dev Desai (Corresponding Author)

Smt. NHLMMC, Ahmedabad, India

Email Address:- devhdesai01@gmail.com

Mobile no.:- +91 9173655551

Abstract:-

Background

Hepatocellular carcinoma (HCC) is the most common malignant tumor composed of cells resembling hepatocytes. It is the fourth most common cause of cancer-related death on earth. Treatment involves radio frequency ablation (RFA) or hepatic resection (HR). This is a review & evaluation of evidence comparing either methods by using meta-analysis technique.

Materials and methods

We conducted a database search of the PUBMED, GOOGLE SCHOLAR, Cochrane, EMBASE etc. in which total of 36 observational studies and 3 RCTs following PRISMA guidelines till September 2020 and matching inclusion and exclusion criteria were collected. These studies include total 16,700 patients out of which 8565 were treated with RFA & 8135 with surgery. The following search strings were used: “RFA vs HR”, “hepatocellular carcinoma treatment “. The primary end point was overall survival rate in 3&5 years respectively, including hospital stay duration & local recurrence. RevMan 5.3 was used for appropriate statistical tests. Fixed and Random Effect Model Tests was used and $p < 0.05$ was considered statistically significant.

Results

Meta-analysis showed that RFA was associated with significant decrease in the length of hospital stay for RCTs (SMD = -2.171, CI = -2.381 to -1.962, $p < 0.001$) and non-RCTs (SMD = -1.048, CI = 1.492 to -0.937, $p < 0.001$) respectively. However, it was also associated with significant increase incidence of recurrence (RR = 1.749, 95% CI = 1.444 to 2.119, $p < 0.001$) and significantly poorer 3-year (RR = 0.850, 95% CI = 0.772 to 0.935, $p = 0.001$); (RR = 0.941, 95% CI = 0.927 to 0.956, $p < 0.001$) survival chances for RCTs and non-RCTs respectively. 5-year survivability was (RR=0.856, 95% CI = 0.835 to 0.878, $p = 0.001$).

Conclusion:

Although RFA was associated with decreased duration of hospital stay, it was associated with increased chances of recurrence compared to hepatic resection. 3-year survival rate was also poorer.

Introduction

Primary liver carcinoma is a prevalent cancer with a high fatality rate. Primary liver cancer has become more common in recent years, causing significant worry. (1) With an estimated 500,000 fatalities each year (2), hepatocellular carcinoma (HCC) is the world's fifth most frequent malignancy. Due to the absence of identifiable symptoms in the early stages of primary liver cancer, most cases are detected in the middle to late stages. Surgery, chemotherapy, radiation, and biotherapy are all popular therapies for liver cancer. (3) (4) Advances in diagnostic imaging and the widespread use of screening programs in high-risk groups have made small HCC detectable. Partial hepatic resection (HR), liver transplantation, or local ablation treatment can all be used to treat small HCC.. (5)

Many nonsurgical ablative methods have been developed, such as Cryoablation (6) , percutaneous ethanol injection (PEI) (7), acetic acid injection (8) , radiofrequency ablation (RFA) (9) , microwave coagulation (10) , and Transcatheter arterial chemoembolization (TACE) (11) . RFA is a promising and recently discovered ablation method among these medicines. It causes profound heat harm to hepatic tissue while leaving the normal parenchyma unaffected. Its basic principle involves the generation of high-frequency alternating current, which causes ionic agitation and heat conversion, followed by intracellular water evaporation, which causes irreversible cellular changes such as intracellular protein denaturation, melting of membrane lipid bilayers, and coagulative necrosis of individual tumor cells. (5)

RFA is now widely utilized as a treatment option for individuals with minor HCCs who are not candidates for HR. However, it is still debatable whether it can compete with surgery as a first-line therapy. The outcomes of published trials that looked at the effectiveness of RFA and HR for small HCC were mixed. Huang et al. (12) and Yun et al.(7) reported that HR were more favorable regardless of tumor size. Elsewhere, Chen et al. (13) and Feng et al. (14) showed that RFA was as effective as HR in the treatment of small HCCs. Additionally, Nashikawa et al. (15) and Peng et al. (16) recommended RFA as the first-line treatment for small HCCs

In Japan, the Japan Society of Hepatology (JSH) published "Evidence-based clinical guidelines for the diagnosis and treatment of HCC" in 2005, which was revised in 2009, and the "Consensus-based clinical practise manual for HCC," which recommends: I hepatectomy for a single tumour regardless of tumour size, but local treatment may be chosen for a 2-cm or smaller tumour in Child–Pugh B patients; (ii) hepatectomy or local treatment. The American Association for the Study of Liver Disease (AASLD) supports local therapy for three or fewer 3-cm or smaller early-stage HCCs and 2-cm or smaller very-early-stage HCCs with complications such as portal hypertension across Europe and North America. RFA is advised for three or fewer 3-cm or smaller HCCs, however the standard treatment algorithms in Japan, North America, and Europe varied somewhat. (17) (18)

With the growth of technology and the need for a good quality of life, minimally invasive technology has become increasingly appealing to patients and health care professionals in recent decades, particularly in the treatment of tiny solid tumours. (19)

Radiofrequency ablation (RFA) is more effective and has fewer problems and shorter hospital stays. RFA can also be used on a regular basis. Although RFA may eventually gain acceptance as a therapy option, its long-term effectiveness and safety should be thoroughly assessed. (20) (18) Finally, due to the small number of RCTs conducted thus far, the heterogeneity of different trials, and the inherent limitations of meta-analyses, it is still uncertain whether RFA or RES (HR) is more successful for the treatment of resectable HCC patients. To compare RFA and RES(HR) treatment techniques, solid data is necessary.

Methodology

Data source: -

The text keywords "RFA versus HR" and "hepatocellular carcinoma therapy" were used in an automated search of PubMed, EMBASE, OVID, Web of Science, the Cochrane Library, Google Scholar, and the Controlled Trials Meta Register. By carefully examining the reference lists of relevant retrieved papers, more research were discovered. The sole permitted language was English. The only investigations that achieved results were those conducted by humans.

Eligibility Criteria: -

The researchers searched for papers that compared RFA closure to HR closure. Research papers were excluded from the analysis along with abstracts, letters, comments, editorials, expert opinions, reviews without original data, and case reports if [1] it was impossible to extract the appropriate data from the published articles; [2] there was significant overlap between authors, institutes, or patients in the published literatures; [3] the measured outcomes were not clearly presented in the literatures; and [4] the measured outcomes were not clear.

Study Identification: -

The author read all of the titles and abstracts found by the search method. Two non-author impartial reviewers independently reviewed relevant entire papers for qualifying requirements.

Data extraction: -

Each qualifying paper was independently evaluated by two reviewers. Each article was analysed for the number of patients, their age, gender, use of technique, 3 year and 5 year mortality rate, duration of hospital stay and recurrence of incidence. Further discussion or consultation with the author and a third party was used to resolve conflicts. The study's quality was assessed using the modified Jadad score.

Statistical analysis: -

All of the data was obtained and entered into analytic software. Fixed- or random-effects models were used to estimate mean difference, standardised mean difference (SMD), odds ratios, and

relative risk (RR) with 95 percent confidence intervals to examine critical clinical outcomes (CIs). Statistical heterogeneity was measured with the χ^2 ; $P < 0.100$ was considered as a representation of significant difference. I^2 greater than or equal to 50% indicated the presence of heterogeneity. Funnel plots were used to assess potential publication bias based on the prevalence of wound infection after surgery. A statistically significant difference was defined as $P < 0.05$.

Results: -

Figure 1:- Duration of Hospital stay (RCTs)

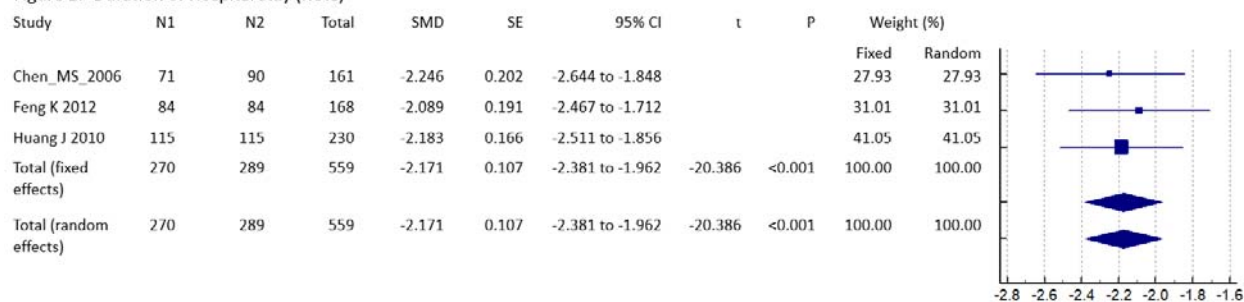


Figure 2:- Duration of Hospital stay (Non-RCTs)

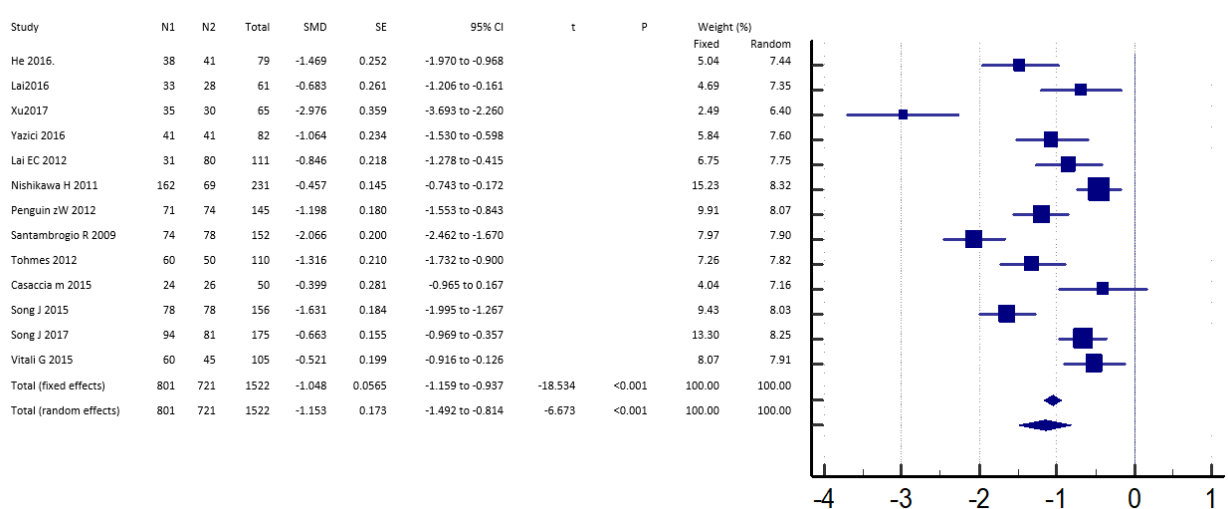


Figure 3:- 3 year survival (RCTs)

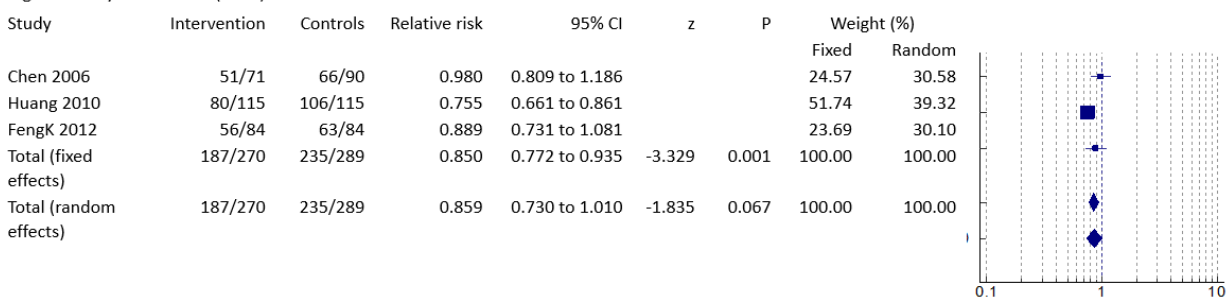


Figure 4 :- 3 year survival (Non-RCTs)

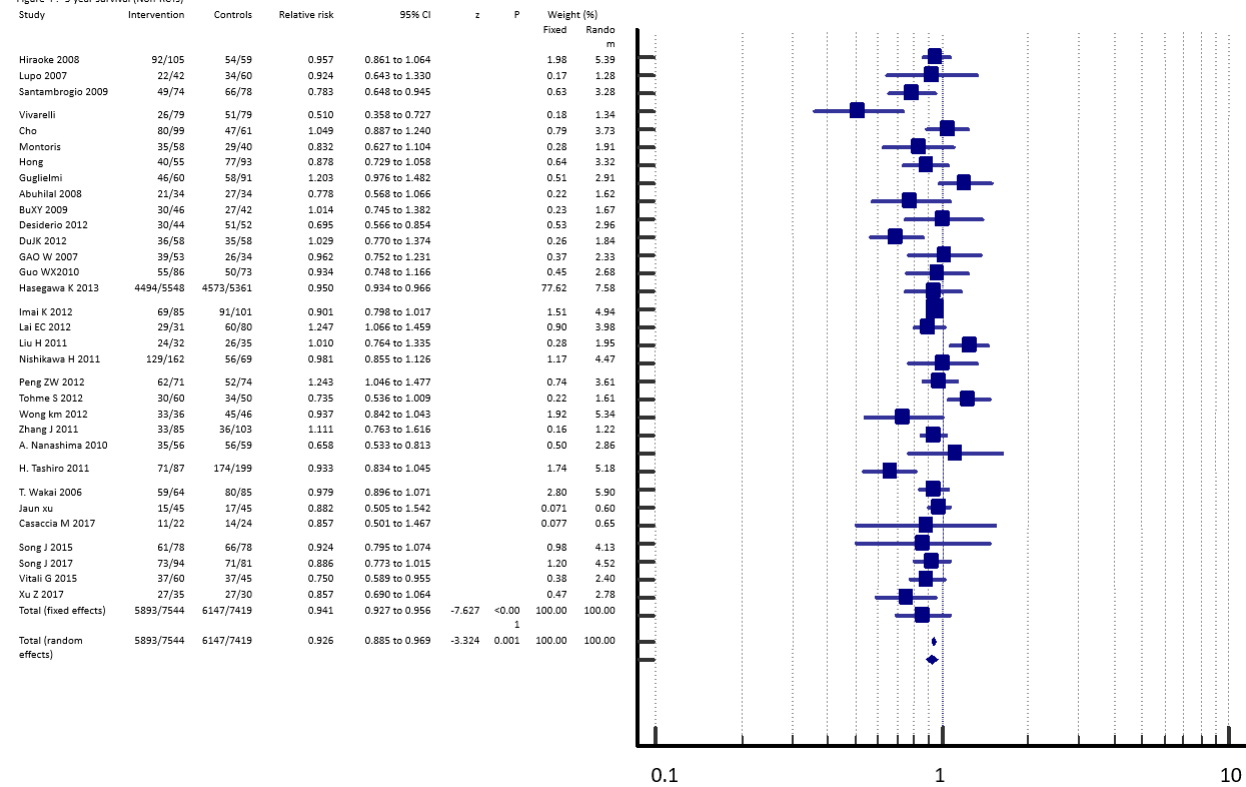


Figure 5 :- 5 year survival

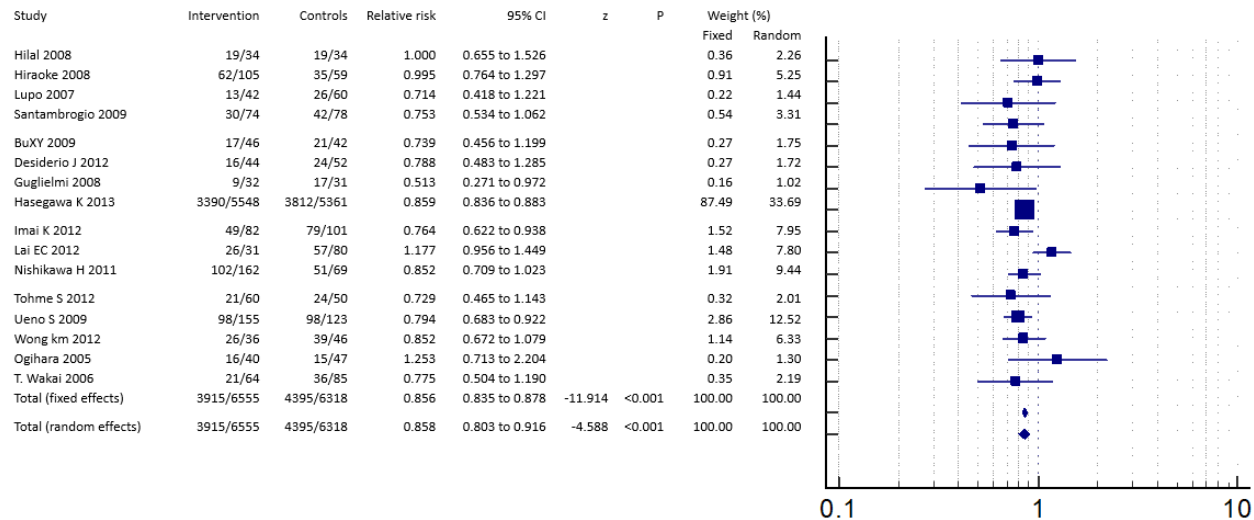
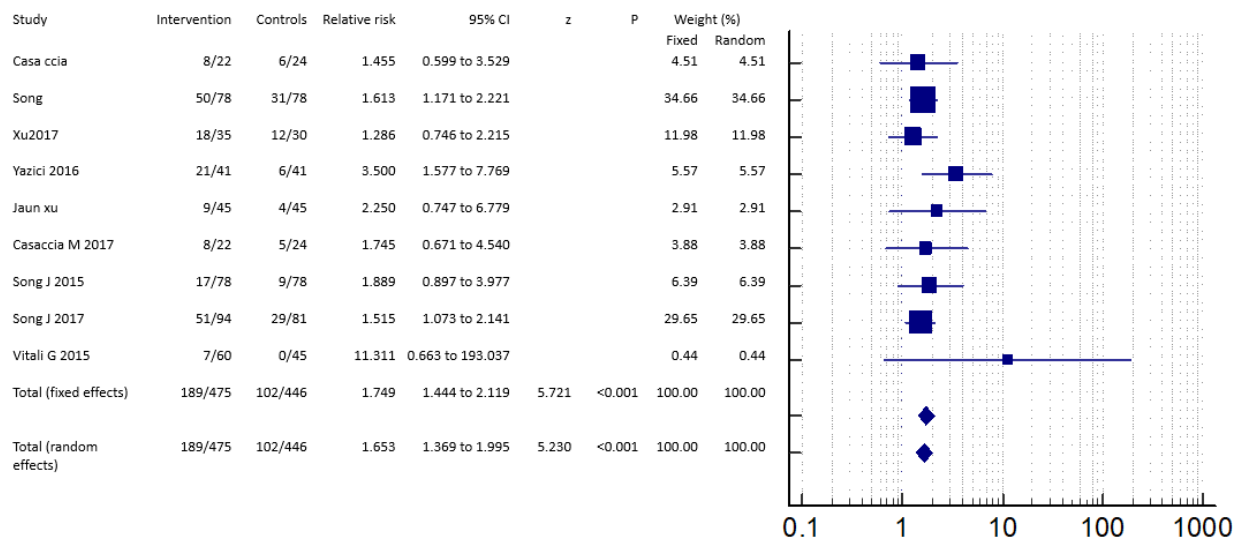


Figure 6 :- Incidence of recurrence



Meta-analysis showed that RFA was associated with significant decrease in the length of hospital stay for RCTs as seen in Figure 1 (SMD = -2.171, CI = -2.381 to - 1.962 , p=<0.001). this results can be supported by (13) (12) (14) As depicted in Figure 2, Non-RCTs also show a significant decrease in the length of hospitalization (SMD = -1.048 , CI = 1.492 to -0.937, p=<0.001) which can be supported by(21) (22) (23)

However,3-year survival chance as seen in figure 3 for RCTs (RR = 0.850, 95% CI = 0.772 to 0.935, p=0.001) and figure 4 for non-RCTs (RR = 0.941, 95%CI = 0.927 to 0.956, p=<0.001) are poorer. 5-year survivability was also poor as seen in figure 5(RR=0.856, 95% CI = 0.835 to 0.878, p=0.001). papers like (13) (14) (23) show not much difference in 3 year survivability and(24) (15)show similar 5 year survivability.

As it can be denoted from figure 6, it was also associated with significant increase incidence of recurrence (RR = 1.749, 95% CI = 1.444 to 2.119, p=<0.001) and more or less all studies show a higher incidence rate.

Discussion:-

RES(HR) and RFA are now the most widely utilised and recognised as curative treatments for individuals with small HCC tumours. Under the direction of colour Doppler ultrasonography and CT, percutaneous or laparoscopic techniques for RFA therapy are often used to ablate and eliminate the lesion and surrounding tissue (25). However, there is no clear consensus on which modality is the most successful. OS and DFS are two often used key indicators for evaluating the curative impact of cancer therapy. Each index focuses on a different aspect. DFS is a major measure that reflects the therapeutic benefit of therapeutic modalities used, whereas OS represents the reaction to the entire condition, which includes complete treatment modalities, patient health, and other relevant aspects that affect survival. Despite the fact that DFS is believed to be the most appropriate measure for evaluating the effect of the treatment modalities utilised, both DFS and OS rates were used in the current study to evaluate the therapeutic effectiveness of RES and RFA. (18)

This meta-analysis reveals that HR therapy is better than RFA treatment in patients with minor HCC. (26) Surgical resection exhibited considerably superior overall survival rates at 3, and 5 years, as well as lower recurrence rates. This might be explained in part by improved surgical procedures and a better understanding of liver segmental architecture, which have resulted in a substantial drop in operative mortality and a better surgical outcome. (27) (20) Furthermore, some clinicians have struggled to comprehend the new approach and have been unable to notice modest signs of complication and recurrence, which has resulted in this outcome. Patients' survival was further harmed by the delay in observation during successful RFA therapy. (27) (28)

The major cause of late mortality in patients with HCC is a high risk of intrahepatic recurrence following ablation therapy and/or surgical resection. Recurrence was shown to be more common after RFA than after HR in the current investigation. Inadequate ablation of the main tumour and/or the existence of tumour vascular infiltration in the neighbouring liver may cause recurrences following RFA. The original tumour and venous tumour thrombi might be

removed with surgical resection . Percutaneous microwave ablation involves puncturing and burning normal tissues, which might create difficulties. The fact that surgical resection is an open technique in which defined areas with margins are removed reduces the odds of recurrence and increases survival in contrast to RFA, which is a relatively close treatment in comparison to HR, must be considered. When compared to the HR group, the RFA group exhibited greater recurrence rates at 3 and 5 years and lower complication rates. It is generally understood that tumour size, number of lesions, location, liver function, portal vein invasion, vascular invasion, and the width of the tumor-free margin following surgical excision are independent prognostic variables impacting patient survival.

Despite the greater risk of death and recurrence, our research found that RFA was linked with a shorter hospital stay than HR. RFA can be done without general anaesthesia in clinical practise. The majority of individuals getting percutaneous RFA only need to stay for 2–3 days..

However, because HCC of more than 2 cm had a greater prevalence of vascular invasion than HCC of 2 cm or less, the positive impact of HR was observed to be more significant in patients with HCC of more than 2 cm.(29) RFA is being employed as a first-line therapy option for patients with HCC tumours up to 5 cm in size (30) . The therapeutic outcome is typically thought to be better the smaller the lesion. In patients with HCC tumours measuring less than 2 cm, Peng et colleagues(16) found that percutaneous RFA significantly increased OS rates but not recurrence-free survival rates when compared to RES. (18)

Conclusion:-

Although RFA was linked to a shorter hospital stay, it was also linked to a higher risk of recurrence when compared to hepatic resection. The 3-year survival rate, like the 5-year survival rate, was lower. This demonstrates that HR is a more effective therapeutic option for liver cancer than RFA.

N o.		Type of study	Year of publishing	Time period of data collection	Sample size	Mean age	Male / female	Type of liver cancer	Intervention	Quality Assessment
1	Vivarelli et al. (31)	NRCT	2004		158	66.5±8.5	63/18	hcc	RFA, RES	Good
2	Hong et al. (32)	NRCT	2005	1999-2001	148	55.5±9.8	55/18	hcc	RFA, RES	Good
3	cho et al. (33)	NRCT	2005	2000-2002	160	57.5	62/16	hcc	RFA, RES	Good
4	Montorsi et al. (34)	NRCT	2005	1997-2003	98	67±7.5	42/10	hcc	RFA, RES	Good
5	Chen et al. (13)	RCT	2006	1999-2004	161	50.8 ± 11.1	65/15	hcc	RFA, RES	Good
6	Lupo et al. (35)	NRCT	2007	1999-2006	102	67.6	38/10	hcc	RFA, RES	Good
7	Gao et al. (36)	NRCT	2007	1999-2006	87	54.8	38/9	hcc	RFA, RES	Good
8	Zhou et al. (37)	NRCT	2007	2001-2006	87	55 ± 13.5	36/8	hcc	RFA, RES	Good
9	Hiraoka et al. (38)	NRCT	2008		164	65.4±9.8	65/ 2	hcc	RFA, RES	Good
10	Hilal et al. (24)	NRCT	2008	1991-2003	68	66	26/5	hcc	RFA, RES	Good
11	Guglielmi et al. (39)	NRCT	2008	1996-2006	200	65.4±9.5	75/20	hcc	RFA, RES	Good
12	Abu-Hilal et al.	NRCT	2008	1991-2003	68	68±6	26/7	hcc	RFA, RES	Good
13	Santambrogio et al. (22)	NRCT	2009	1997-2007	152	68/7	56/18.	hcc	RFA, RES	Good
14	Bu XY et al. (40)	NRCT	2009	2000-2006	88	54.9 ± 8.8	38/6	hcc	RFA, RES	Good
15	Curley et	RCT	2010	2003-2005	230	55.92±13	82/35	hcc	RFA, RES	Good

	al. (41)									
16	Ueno et al.	NRC T	2010	2000- 2005	278	66.6	90/4 8	hcc	RFA, RES	Good
17	Guo et al. (42)	NRC T	2010	2002 - 2007	159	51.5	60/1 9	hcc	RFA, RES	Good
18	Yun WK et al. (7)	NRC T	2010	2003 - 2007	470	53.8 ± 9.8	185/ 52	hcc	RFA, RES	Good
19	Hung et al. (43)	NRC T	2011	2002- 2007	419	64.1 ± 11.8	162/ 58	hcc	RFA, RES	Good
20	Liu et al. (44)	NRC T	2011	2008- 2010	67	33.5	27/6	hcc	RFA, RES	Good
21	Nishikawa et al. (15)	NRC T	2011	2004- 2010	231	68.2 ± 9.2	75/3 8	hcc	RFA, RES	Good
22	Wang et al. (45)	NRC T	2011	2002- 2009	595		215/ 66	hcc	RFA, RES	Good
23	Zhang et al. (46)	NRC T	2011	2006- 2009	188	57.5 ± 13.5	78/ 15	hcc	RFA, RES	Good
24	Feng et al. (14)	RCT	2012	2005- 2008	168	49	77/6	hcc	RFA, RES	Good
25	Du JK et al. (47)	NRC T	2012	2003- 2007	116	57.5±8. 4		hcc	RFA, RES	Good
26	Song et al. (23)	NRC T	2015		156	48	70/8	hcc	RFA, RES	Good
27	He et al. (48)	NRC T	2016		79	53.8± 10.5	29/5	hcc	RFA, RES	Good
28	Lai et al. (49)	NRC T	2016		61	59.2± 11.8	22/2 6	hcc	RFA, RES	Good
29	Yazici et al. (50)	NRC T	2016		82	7 2.8± 5.2	24/1 7	hcc	RFA, RES	Good
30	Casaccia et al. (51)	NRC T	2017		46	62.6±8. 5	17/6	hcc	RFA, RES	Good
31	Wang et al. (52)	NRC T	2017		126	65. 8±15.3	35/2 8	hcc	RFA, RES	Good
32	Xu et al. (21)	NRC T	2017		65	55.6±10 .8	26/6	hcc	RFA, RES	Good

Reference:-

1. Rui Wang X-ZC, Ming-Guang Zhang, Li Tang, Hao Wu,. Incidence and mortality of liver cancer in mainland China: changes in first decade of 21st century 2015 [Available from: <https://pubmed.ncbi.nlm.nih.gov/25911880>].
2. Josep M Llovet AB, Jordi Bruix. Hepatocellular carcinoma 2003 [Available from: <https://pubmed.ncbi.nlm.nih.gov/14667750/>].
3. Jun Zhao MWL. Resminostat: Opening the door to epigenetic treatments for liver cancer 2016 [Available from: <https://pubmed.ncbi.nlm.nih.gov/25891162>].
4. Juan Xu YZ. Comparison of percutaneous microwave ablation and laparoscopic resection in the prognosis of liver cancer 2015 [Available from: <https://www.ncbi.nlm.nih.gov/pmc/articles/PMC4637723/>].
5. Xiao-Lin Xu X-DL, Ming Liang , Bao-Ming Luo Radiofrequency Ablation versus Hepatic Resection for Small Hepatocellular Carcinoma: Systematic Review of Randomized Controlled Trials with Meta-Analysis and Trial Sequential Analysis 2018 [Available from: <https://pubmed.ncbi.nlm.nih.gov/29135366/>].
6. X D Zhou ZYT. Cryotherapy for primary liver cancer 1998 [Available from: <https://pubmed.ncbi.nlm.nih.gov/9492887/>].
7. Won Kyoung Yun MSC, Dongil Choi, Hyun-Chul Rhim, Jae Won Joh, Kyung Hee Kim, Tae Hoon Jang, Joon Hyeok Lee, Kwang Cheol Koh, Seung Woon Paik, Byung Chul Yoo,. Superior long-term outcomes after surgery in child-pugh class a patients with single small hepatocellular carcinoma compared to radiofrequency ablation 2011 [Available from: <https://pubmed.ncbi.nlm.nih.gov/21484104/>].
8. Teh-la Huo Y-HH, Hui-Chun Huang, Jaw-Ching Wu, Pui-Ching Lee, Full-Young Chang, Shou-Dong Lee. Fever and infectious complications after percutaneous acetic acid injection therapy for hepatocellular carcinoma: incidence and risk factor analysis 2006 [Available from: <https://pubmed.ncbi.nlm.nih.gov/16917410/>].
9. Wan Yee Lau ECHL. The current role of radiofrequency ablation in the management of hepatocellular carcinoma: a systematic review 2009 [Available from: <https://pubmed.ncbi.nlm.nih.gov/19106671/>].

10. Chiaki Kawamoto KI, Norio Isoda, Masanori Hozumi, Nobuhiko Nagamine, Kazunori Ono, Yoshiaki Sato, Yuko Kobayashi, Genta Nagae, Kentaro Sugano. Long-term outcomes for patients with solitary hepatocellular carcinoma treated by laparoscopic microwave coagulation 2005 [Available from: <https://pubmed.ncbi.nlm.nih.gov/15672389/>].
11. G Pelletier AR, O Ink, M L Anciaux, S Derhy, P Rougier, C Lenoir, P Attali, J P Etienne. A randomized trial of hepatic arterial chemoembolization in patients with unresectable hepatocellular carcinoma 1990 [Available from: <https://pubmed.ncbi.nlm.nih.gov/2174933/>].
12. Jiwei Huang LY, Zheyu Cheng, Hong Wu, Liang Du, Jinzhou Wang, Yinglong Xu, Yong Zeng. A randomized trial comparing radiofrequency ablation and surgical resection for HCC conforming to the Milan criteria 2010 [Available from: <https://pubmed.ncbi.nlm.nih.gov/21107100/>].
13. Min-Shan Chen J-QL, Yun Zheng, Rong-Ping Guo, Hui-Hong Liang, Ya-Qi Zhang, Xiao-Jun Lin, Wan Y Lau;. A prospective randomized trial comparing percutaneous local ablative therapy and partial hepatectomy for small hepatocellular carcinoma 2006 [Available from: <https://pubmed.ncbi.nlm.nih.gov/16495695/>].
14. Kai Feng JY, Xiaowu Li, Feng Xia, Kuansheng Ma, Shuguang Wang, Ping Bie, Jiahong Dong,. A randomized controlled trial of radiofrequency ablation and surgical resection in the treatment of small hepatocellular carcinoma 2012 [Available from: <https://pubmed.ncbi.nlm.nih.gov/22634125/>].
15. Hiroki Nishikawa TI, Haruhiko Takeda, Jun Nakajima, Fumihiko Matsuda, Azusa Sakamoto, Shinichiro Henmi, Keiichi Hatamaru, Tetsuro Ishikawa, Sumio Saito, Akihiro Nasu, Ryuichi Kita, Toru Kimura, Akira Arimoto, Yukio Osaki. Comparison of percutaneous radiofrequency thermal ablation and surgical resection for small hepatocellular carcinoma 2011 [Available from: <https://pubmed.ncbi.nlm.nih.gov/22204311/>].
16. Zhen-Wei Peng X-JL, Yao-Jun Zhang, Hui-Hong Liang, Rong-Ping Guo, Ming Shi, Min-Shan Chen. Radiofrequency ablation versus hepatic resection for the treatment of hepatocellular carcinomas 2 cm or smaller: a retrospective comparative study 2012 [Available from: <https://pubmed.ncbi.nlm.nih.gov/22357902/>].
17. Le Li JZ, Xiaohua Liu, Xiaohang Li, Baoping Jiao, Tieli Kang,. Clinical outcomes of radiofrequency ablation and surgical resection for small hepatocellular carcinoma: A meta-analysis 2011 [Available from: <https://onlinelibrary.wiley.com/doi/full/10.1111/j.1440-1746.2011.06947.x#b21>].
18. Jia-Kai Li X-HL, Hong Cui, Xin-Hui Xie,. Radiofrequency ablation vs. surgical resection for resectable hepatocellular carcinoma: A systematic review and meta-analysis 2020 [Available from: <https://www.ncbi.nlm.nih.gov/pmc/articles/PMC6888042/>].

19. Shan Jin ST, Wen Peng, Ying Jiang, Chunshan Luo Radiofrequency ablation versus laparoscopic hepatectomy for treatment of hepatocellular carcinoma: a systematic review and meta-analysis 2020 [Available from: <https://wjso.biomedcentral.com/articles/10.1186/s12957-020-01966-w>.
20. Yingqiang Wang QL, Youping Li ,Shaolin Deng,Shiyu Wei,Xianglian Li. Radiofrequency Ablation versus Hepatic Resection for Small Hepatocellular Carcinomas: A Meta-Analysis of Randomized and Nonrandomized Controlled Trials 2014 [Available from: <https://journals.plos.org/plosone/article?id=10.1371/journal.pone.0084484>.
21. Xu Z, Xu G, Ma J, Po W, Ge Y, Pan T. Ultrasound guided percutaneous radiofrequency ablation versus laparoscopic hepatectomy for small primary liver cancer. J Chin J Gen Surg. 2017;26(1):18-24.
22. Roberto Santambrogio EO, Massimo Zuin, Carlo Selmi, Emanuela Bertolini, Mara Costa, Matteo Conti, Marco Montorsi,. Surgical resection versus laparoscopic radiofrequency ablation in patients with hepatocellular carcinoma and Child-Pugh class a liver cirrhosis 2009 [Available from: <https://pubmed.ncbi.nlm.nih.gov/19727960/>.
23. Juxian Song YW, Kuansheng Ma , Shuguo Zheng , Ping Bie , Feng Xia , Xiaowu Li , Jianwei Li , Xiaojun Wang , Jian Chen ,. Laparoscopic hepatectomy versus radiofrequency ablation for minimally invasive treatment of single, small hepatocellular carcinomas 2016 [Available from: <https://pubmed.ncbi.nlm.nih.gov/26715020/>.
24. M Abu-Hilal JNP, A Casaril, M J W McPhail, N W Pearce, N Nicoli. Surgical resection versus radiofrequency ablation in the treatment of small unifocal hepatocellular carcinoma 2008 [Available from: <https://pubmed.ncbi.nlm.nih.gov/18592325/>.
25. Sunyoung Lee TWK, Dong Ik Cha , Kyoung Doo Song , Min Woo Lee, Hyunchul Rhim , Hyo Keun Lim , Dong Hyun Sinn , Jong Man Kim , Kyunga Kim,. Radiofrequency ablation vs. surgery for perivascular hepatocellular carcinoma: Propensity score analyses of long-term outcomes. 2018.
26. Yanming Zhou YZ, Bin Li, Donghui Xu, Zhengfeng Yin, Feng Xie, Jiamei Yang. Research article Meta-analysis of radiofrequency ablation versus hepatic resection for small hepatocellular carcinoma. BMC Gastroenterology. 2010;10.
27. Masatoshi Kudo. Radiofrequency ablation for hepatocellular carcinoma: updated review in 2010. 2010.
28. Adaikalavan Ramasamy AM, Chris C Holmes,Douglas G Altman. Key Issues in Conducting a Meta-Analysis of Gene Expression Microarray Datasets. 2008.
29. Toshifumi Wakai YS, Takeshi Suda, Naoyuki Yokoyama, Jun Sakata, Pauldion V Cruz, Hirokazu Kawai, Yasunobu Matsuda, Masashi Watanabe, Yutaka Aoyagi, and Katsuyoshi Hatakeyama. Long-term

outcomes of hepatectomy vs percutaneous ablation for treatment of hepatocellular carcinoma ≤ 4 cm. 2006.

30. Onur C Kutlu JAC, Thomas A Aloia, Yun S Chun , Ahmed O Kaseb , Guillaume Passot , Suguru Yamashita , Jean-Nicolas Vauthey , Claudius Conrad, . Comparative effectiveness of first-line radiofrequency ablation versus surgical resection and transplantation for patients with early hepatocellular carcinoma. 2017.

31. Marco Vivarelli AG, Andrea Ruzzenente, Alessandro Cucchetti, Roberto Bellusci, Claudio Cordiano, Antonino Cavallari, . Surgical resection versus percutaneous radiofrequency ablation in the treatment of hepatocellular carcinoma on cirrhotic liver 2004 [Available from: <https://pubmed.ncbi.nlm.nih.gov/15213625/>].

32. Sung Noh Hong S-YL, Moon Seok Choi, Joon Hyeok Lee, Kwang Cheol Koh, Seung Woon Paik, Byung Chul Yoo, Jong Chul Rhee, Dongil Choi, Hyo Keun Lim, Kwang-Woong Lee, Jae Won Joh. Comparing the outcomes of radiofrequency ablation and surgery in patients with a single small hepatocellular carcinoma and well-preserved hepatic function 2005 [Available from: <https://pubmed.ncbi.nlm.nih.gov/15718869/>].

33. Cho CM TW, Kweon YO, Kim SK, Choi YH, Hwang YJ, Kim YI. The comparative results of radiofrequency ablation versus surgical resection for the treatment of hepatocellular carcinoma 2005 [Available from: <https://europepmc.org/article/med/15788886>].

34. Marco Montorsi RS, Paolo Bianchi, Matteo Donadon, Eliana Moroni, Antonino Spinelli, Mara Costa. Survival and recurrences after hepatic resection or radiofrequency for hepatocellular carcinoma in cirrhotic patients: a multivariate analysis 2005 [Available from: <https://pubmed.ncbi.nlm.nih.gov/15623446/>].

35. L Lupo PP, G Giannelli, M Memeo, A Gentile, V Memeo, . Single hepatocellular carcinoma ranging from 3 to 5 cm: radiofrequency ablation or resection? 2007 [Available from: <https://pubmed.ncbi.nlm.nih.gov/18345289/>].

36. Gao W CM, Yan K, Yang W, Sun Y, Xing BC. Therapeutic effect of radiofrequency ablation in unsuitable operative small hepatocellular carcinoma. Chin J Med Imaging Technol. 2007(23):254-7.

37. Pei Zhou MK, Yasunori Minami, Hobyung Chung, Tatsuo Inoue, Toyokazu Fukunaga, Kiyoshi Maekawa. What is the best time to evaluate treatment response after radiofrequency ablation of hepatocellular carcinoma using contrast-enhanced sonography? 2007 [Available from: <https://pubmed.ncbi.nlm.nih.gov/18087188/>].

38. Hiraoka A HN, Yamashita Y, Koizumi Y, Doi K, Yamamoto Y, Hasebe A, Ichikawa S, Yano M, Miyamoto Y, Ninomiya T, Otomi Y, Kokame M, Iwamura T, Ishimaru Y, Sogabe I, Kashihara K, Nishiura S, Ootani H, Takamura K, Kawasaki H,. Efficacy of radiofrequency ablation therapy compared to surgical resection in 164 patients in Japan with single hepatocellular carcinoma smaller than 3 cm, along with report of complications. 2008 [Available from: <https://europepmc.org/article/med/19260499>.
39. Alfredo Guglielmi AR, Alessandro Valdegamberi, Silvia Pachera, Tommaso Campagnaro, Mirko D'Onofrio, Enrico Martone, Paola Nicoli, Calogero Iacono,. Radiofrequency ablation versus surgical resection for the treatment of hepatocellular carcinoma in cirrhosis 2008 [Available from: <https://pubmed.ncbi.nlm.nih.gov/17999123/>.
40. Bu XY WY, Ge Z, Wang ZC, Zhang DS. Comparison of radiofrequency ablation and surgical resection for small primary liver carcinoma. Chin Arch Gen Surg (Electronic Edition). 2009;3(2):127-31.
41. Curley; SA. Radiofrequency ablation leads to excellent local tumor control and durable longterm survival in specific subsets of early stage HCC patients confirming to the Milan criteria 2010 [Available from: <https://pubmed.ncbi.nlm.nih.gov/21107101/>.
42. Jun-Guo Liu Y-JW, Zhi Du;. Radiofrequency ablation in the treatment of small hepatocellular carcinoma: A meta analysis 2010 [Available from: <https://www.ncbi.nlm.nih.gov/pmc/articles/PMC2904895/>.
43. Hung-Hsu Hung Y-YC, Cheng-Yuan Hsia, Chien-Wei Su, Yi-Hong Chou, Jen-Huey Chiang, Wei-Yu Kao, Teh-la Huo, Yi-Hsiang Huang, Yu-Hui Su, Han-Chieh Lin, Shou-Dong Lee, Jaw-Ching Wu. Survival rates are comparable after radiofrequency ablation or surgery in patients with small hepatocellular carcinomas 2011 [Available from: <https://pubmed.ncbi.nlm.nih.gov/20831902/>.
44. Liu H, Hu J, Weng H, Feng L, Cao H. Effect and safety of radiofrequency catheter ablation for single small hepatocellular carcinoma [Article in Chinese]. J Pracitcal Clinical Medicine. 2011;12(11):16-8.
45. Jing-Houng Wang C-CW, Chao-Hung Hung, Chao-Long Chen, Sheng-Nan Lu. Survival comparison between surgical resection and radiofrequency ablation for patients in BCLC very early/early stage hepatocellular carcinoma 2012 [Available from: <https://pubmed.ncbi.nlm.nih.gov/21756858/>.
46. Zhang J, Liu H, Zhou L, Cui P, Si C. The effectiveness of radiofrequency ablation for the treatment of liver cancer. Journal of Hepatobiliary Surgery. 2011;19:30-3.
47. Du J. The curative effect of percutaneous RFA and radical resection to small hepatocellular carcinoma. J Clin J Med Offic. 2012;40:570-2.

48. He R, Xu H. Clinical efficacy and quality of life in treatment of small hepatocellular carcinoma: laparoscopic hepatectomy versus radiofrequency ablation. *J Journal of Chinese Oncology*. 2016;22:1048-51.
49. Chong Lai R-aJ, Xiao Liang , Xiu-jun Cai. Comparison of laparoscopic hepatectomy, percutaneous radiofrequency ablation and open hepatectomy in the treatment of small hepatocellular carcinoma 2016 [Available from: <https://pubmed.ncbi.nlm.nih.gov/26984844/>].
50. Pinar Yazici MA, Hakan Yigitbas , Cem Dural , Alexis Okoh , Nail Aydin , Eren Berber A comparison of perioperative outcomes in elderly patients with malignant liver tumors undergoing laparoscopic liver resection versus radiofrequency ablation 2017 [Available from: <https://pubmed.ncbi.nlm.nih.gov/27444839/>].
51. Marco Casaccia GS, Giuliano Bottino , Pietro Diviacco , Enzo Andorno;. Laparoscopic resection vs laparoscopic radiofrequency ablation for the treatment of small hepatocellular carcinomas: A single-center analysis 2017 [Available from: <https://pubmed.ncbi.nlm.nih.gov/28216972/>].
52. Wang X, Wang W, Zhao H, Li J. Comparison of percutaneous radiofrequency ablation and laparoscopic liver Resection in treatment of small hepatocellular carcinoma. *J Medical journal of West China*. 2017;29:183-6.