

1  
2  
3  
4  
5  
6  
7  
8  
9  
10  
11  
12  
13  
14  
15  
16  
17  
18  
19  
20  
21  
22  
23  
24

# Knowledge of COVID-19 Symptoms, Transmission, and Prevention: Evidence from Health and Demographic Surveillance in Southern Mozambique

Ariel Q. Nhacolo<sup>1¶</sup>, Zachary J. Madewell<sup>2\*¶</sup>, Jonathan A. Muir<sup>3</sup>, Charfudin N. Sacoor<sup>1</sup>, Elisio G. Xerinda<sup>1</sup>, Teodimiro Matsena<sup>1</sup>, Quique Bassat<sup>1,4,5,6,7</sup>, Cynthia G. Whitney<sup>3</sup>, Inácio M. Mandomando<sup>1,4,8&</sup>, and Solveig A. Cunningham<sup>3&</sup>

<sup>1</sup> Centro de Investigação em Saúde de Manhiça, Maputo, Mozambique.  
<sup>2</sup> Global Health Center, Centers for Disease Control and Prevention, Atlanta, GA, United States.  
<sup>3</sup> Emory University, Atlanta, GA, United States.  
<sup>4</sup> ISGlobal - Hospital Clínic, Universitat de Barcelona, Barcelona, Spain.  
<sup>5</sup> Institutó Catalana de Recerca I Estudis Avançats, Barcelona, Spain.  
<sup>6</sup> Pediatrics Department, Hospital Sant Joan de Déu, Universitat de Barcelona, Esplugues, Barcelona, Spain.  
<sup>7</sup> Consorcio de Investigación Biomédica en Red de Epidemiología y Salud Pública, Madrid, Spain  
Instituto Nacional de Saúde, Maputo, Mozambique.

\*Corresponding author: Zachary J. Madewell, PhD. email: [ock0@cdc.gov](mailto:ock0@cdc.gov)

¶ These authors contributed equally to this work.

& These authors contributed equally to this work.

## 25 **Abstract**

26 Over 230,000 COVID-19 cases and over 2,200 deaths have been reported in Mozambique through May  
27 2023. Understanding community members' knowledge of SARS-CoV-2 transmission and prevention is  
28 essential for directing public health interventions to reduce disease spread and improve vaccination  
29 coverage. Here, we describe knowledge of COVID-19 transmission, prevention, and symptoms among  
30 community residents in Mozambique. We conducted a cross-sectional survey among 33,087 households  
31 in a Health and Demographic Surveillance System in Manhica, Mozambique. Participants were recruited  
32 at the tail end of the Delta variant wave in September 2021 to the peak of Omicron cases in January 2022.  
33 Principal components analysis was used to create scores representing knowledge of COVID-19  
34 symptoms, transmission, and prevention. Multiple imputation and quasi-Poisson regression were used to  
35 examine associations between demographic characteristics and sources of COVID-19 information, and  
36 knowledge of COVID-19 symptoms, transmission, and prevention. We examined whether sources of  
37 COVID-19 information mediated the relationship between educational attainment and knowledge of  
38 symptoms, transmission, and prevention. Across this rural community, 98.2%, 97.0%, and 85.1% of  
39 respondents reported knowing how COVID-19 could be prevented, that SARS-CoV-2 can cause disease,  
40 and how SARS-CoV-2 is transmitted, respectively. Most cited symptoms were cough (51.2%), headaches  
41 (44.9%), and fever (44.5%); transmission mechanisms were droplets (50.5%) or aerosol (<5 µm diameter)  
42 (46.9%) from an infected person; and prevention measures were handwashing (91.9%) and mask-wearing  
43 (91.8%). Characteristics associated with greater knowledge of symptoms, transmission, and prevention  
44 included having at least primary education, older age, employment, higher wealth, and Christian religion.  
45 Respondents who had had COVID-19 symptoms were also more likely to have knowledge of symptoms,  
46 transmission, and prevention. Gathering information from TV, WhatsApp, radio, and hospital mediated  
47 the relationship between educational attainment and knowledge scores. These findings support the need  
48 for outreach and for community-engaged messaging to promote prevention measures, particularly among  
49 people with low education.

50

51 **Keywords:** community; household; SARS-CoV-2; sub-Saharan Africa; health education; health

52 communication; Delta; Omicron

## 53 **Introduction**

54           Coronavirus disease 2019 (COVID-19) was first reported in Mozambique in March 2020. Since  
55 then, there have been over 230,000 confirmed cases and over 2,200 deaths reported in Mozambique  
56 through May 2023 [1], though the death toll could be much higher than official figures due to the  
57 challenges experienced in the country's surveillance capacities and under-reporting [2].

58           Effective public health education programs are required to reduce the burden of COVID-19 and  
59 the strain on healthcare system resources. Studies of COVID-19 in sub-Saharan Africa have demonstrated  
60 positive associations between higher level of knowledge and practicing prevention measures [3, 4].  
61 Knowledge of COVID-19 transmission and disease was also positively associated with vaccination  
62 coverage [5], which is one of the most effective strategies for protecting individuals against COVID-19  
63 hospitalization and death [6, 7]. As of May 2023, 59.1% of Mozambique's population had completed a  
64 primary COVID-19 vaccine series of BBIBP-CorV (Sinopharm, Beijing CNBG) (two doses),  
65 Ad26.COV2.S (Janssen) (one dose), or ChAdOx1-S (Covishield) (two doses), but only 3.5% of these had  
66 received a booster dose [1]. COVID-19 vaccines became available for adolescents aged 12-17 in  
67 Mozambique in November 2022 [8].

68           Currently, there is limited information about knowledge of COVID-19 transmission, prevention,  
69 and symptoms in Mozambique. Two cross-sectional surveys on knowledge, attitudes and practices (KAP)  
70 among community healthcare workers in Mozambique using an online health platform [9] and among  
71 adolescents using a cross-sectional survey in two provinces of Central Mozambique [10] found low  
72 knowledge of symptoms, transmission, and prevention measures, but these were done early in the  
73 pandemic, before the emergence of more transmissible variants such as Delta and Omicron [11, 12]. The  
74 studies' generalizability was also limited by convenience samples and small sample sizes. We conducted  
75 a population-based, representative study to evaluate factors associated with knowledge of COVID-19  
76 symptoms, transmission, and prevention, in a rural setting of southern Mozambique. This approach is  
77 important for reducing household transmission and improving vaccination coverage [13] and provides

78 information on how to tailor communication strategies to reduce community infectious disease  
79 transmission.

80

## 81 **Materials and Methods**

### 82 **Study design**

83 This study is part of a broader examination within the Child Health and Mortality Prevention  
84 Surveillance (CHAMPS) network to analyze the consequences of COVID-19 lockdowns for child health  
85 and mortality [14-17]. Leveraging the established platform of the CHAMPS Network of Health and  
86 Demographic Surveillance Systems (HDSSs) [18], we administered a short questionnaire to all  
87 households in a rural district [19]. The Strengthening the Reporting of Observational Studies in  
88 Epidemiology (STROBE) reporting guidelines for cross-sectional studies were followed.

89

### 90 **Study setting and population**

91 Manhiça is a district in Maputo Province, located about 85 km north of the capital city, Maputo.  
92 An HDSS was established there in 1996 by the Manhiça Health Research Center (CISM) and currently  
93 covers the entire Manhiça District, which spans 2,380 km<sup>2</sup>. More information about the Manhiça  
94 HDSS has been published elsewhere [20]. With a population of 201,845 [20], Manhiça is the second most  
95 populated district in Maputo Province after the Matola District (the capital of Maputo Province). The  
96 major economic activity is sugarcane farming—Maragra and Xinavane are the main sugar factories in the  
97 country. The health system in Manhiça comprises one district hospital located in Manhiça village, one  
98 rural hospital located in the Xinavane administrative post, and 19 health centers.

99 Manhiça is a geographic corridor highly exposed to transmissible diseases such as HIV, and  
100 currently COVID-19, stemming from population migration. A large proportion of the Manhiça population  
101 migrate to the nearby capital city of Maputo or beyond to South Africa with regular return visits to their

102 households in Manhiça. Moreover, the district is crossed by Mozambique’s main road (National Road  
103 Number 1), which connects the Southern, Central, and Northern regions of the country as well as  
104 neighboring countries of South Africa, Eswatini, Zimbabwe, Malawi, Zambia, and Tanzania. The district  
105 is also crossed by a railroad that connects to Maputo city and harbor. These transportation systems  
106 facilitate population migration and disease spread.

107 In each household, one household member was asked to participate on behalf of the household.  
108 Household members were eligible for inclusion if they resided at the residence between March 2020 and  
109 the date of interview between September 2021 and January 2022. The questionnaire was conducted  
110 together with standard procedures for regular HDSS visits to all residences in the defined catchment area  
111 (census method) [20].

112

## 113 **Data collection and quality assurance**

114 A survey instrument was developed to collect information about households’ experiences during  
115 the COVID-19 lockdown, which included information on knowledge regarding COVID-19 symptoms,  
116 transmission, and prevention. Questions were based on guidelines issued by the Ministry of Health for  
117 COVID-19 prevention in Mozambique [21]. Interviewers asked open-ended questions and recorded  
118 participants’ responses. Data collection was conducted by HDSS fieldworkers during their regular visits  
119 to the households between September 2021 and January 2022 through tablet-based in-person interviews  
120 with heads of households or their representatives if the heads were unavailable. These data were linked  
121 with data from the HDSS questionnaires to incorporate socio-demographic data about the households:  
122 household size, number of children under 5 years of age, number of adults over 60 years, and number of  
123 pregnant women; household assets; and materials used for constructing the houses (Supplemental  
124 Methods, S1-S2 Figs); variables about the head of household were age, sex, occupation, education,  
125 religion, mother language, and marital status.

126 Fieldworkers and supervisors were trained on the use of this new module by the study  
127 coordinator. Data cleaning and quality assurance followed standard procedures for the HDSS, whereby  
128 5% of households visited each week were revisited to confirm the recorded information [22]. There was a  
129 script to filter errors at the time of uploading the data from the tablets to the server. Records with  
130 inconsistencies were returned to the field for reconciliations.

131

## 132 **Measures**

133 Head of household variables were: sex (female, male), age group (<18 years, 18-39 years, 40-64  
134 years, ≥65 years), religion (Catholic, Protestant, Christian unspecified, Zion church member, atheist,  
135 Evangelical, other, don't know), language (Tsonga, Echuwabo, Cisena, Bitonga, other), education (higher  
136 education, technical education, secondary education, primary education, no education), occupation  
137 (retired/pensioner, does not work, professional, merchants, skilled manual, unskilled manual,  
138 student/volunteer, other), marital status (single, married/de facto union, separated/divorced, widowed),  
139 and had had COVID-19 symptoms since COVID-19 was first reported in Mozambique (yes, no).  
140 Household variables were: household size (1, 2, 3, 4, 5, 6+), number of children under 5 years (0, 1, 2+),  
141 number of adults over 60 years (0, 1, 2+), number of pregnant women (0, 1+), and wealth index, which  
142 was derived from principal components analysis (PCA) (Supplemental Methods).

143 In accord with other KAP studies [17, 23-25], we used PCA-based factor analysis to create scores  
144 for assessing the degree of knowledge of COVID-19 symptoms, transmission, and prevention  
145 (Supplemental Methods). The overall Kaiser-Meyer-Olkin index of sampling adequacy was 0.71, 0.73,  
146 and 0.83 for knowledge of symptoms, transmission, and prevention, so we concluded the sample size and  
147 data were adequate for the PCAs. The resultant compound factor for knowledge of symptoms included  
148 seven variables that accounted for 32% of the variability in the data: difficulty breathing, dry cough,  
149 fever, headaches, muscle pain, and sore throat (Table S1). The compound factor for knowledge of  
150 transmission included eight variables that explained 29% of the variation: hugging, kissing, and droplets

151 from an infected person; and touching a fomite (objects or materials which are likely to carry infection,  
152 such as clothes, utensils, and furniture), an infected person, or one's own eyes or nose, or mouth. The  
153 compound factor for knowledge of prevention included eight variables that explained 31% of the data  
154 variability: avoid crowded places, touching eyes, touching mouth, touching nose, or traveling; social  
155 distancing; quarantine; and wash hands with alcohol. Knowledge of symptoms, transmission, and  
156 prevention scores ranged from 0 to 3.3, 0 to 4.2, and 0 to 4.7, respectively, with higher scores  
157 representing greater knowledge.

158 Our survey also asked participants what they would do if someone in their family had symptoms  
159 suggestive of COVID-19. Response categories included: go to the hospital, quarantine, call the hospital,  
160 call the community leader, and treat symptoms at home; respondents could have said yes to multiple  
161 categories. Sources of information about COVID-19 included: TV, SMS/WhatsApp, radio, hospital,  
162 community leaders.

163

## 164 **Statistical Analysis**

165 We reported frequency distributions of individual characteristics (age, sex, education, occupation,  
166 religion, language, marital status) and household characteristics (wealth index, total number of household  
167 members, number under 5 children, number above 60 adults, number of pregnant women). We also  
168 reported frequencies and 95% confidence intervals (95% CI) for knowledge of COVID-19 symptoms,  
169 transmission, and prevention; management of suspected cases; and sources of information. There were  
170 minimal missing data for demographic variables, between 0.1% (age) to 9.6% (education). Consistent  
171 with other KAP studies [26-29], we used multiple imputation with predictive mean matching for these  
172 missing data to retain statistical power and avoid selection bias (Supplemental Methods).

173 Quasi-Poisson regression was used to evaluate unadjusted and adjusted associations between  
174 characteristics (age; sex; language; religion; marital status; education; occupation; wealth index; had  
175 COVID-19 symptoms; number of household members, children under 5, older adults, and pregnant



176 women; sources of information) and knowledge of symptoms, transmission, and prevention scores  
177 (Supplemental Methods). Logistic regression was used to evaluate unadjusted and adjusted associations  
178 between the same characteristics and whether the respondents had experienced symptoms associated with  
179 COVID-19. Finally, we assessed whether sources of COVID-19 information mediated the relationship  
180 between educational attainment and knowledge of symptoms, transmission, and prevention scores  
181 (Supplemental Methods). This analysis followed causal mediation analysis methods as previously  
182 described by VanderWeele [30] and has been used in other KAP studies [31-34]. All analyses were done  
183 in R software, version 4.2.3 (R Foundation for Statistical Computing, Vienna, Austria).

184

## 185 **Ethical statement**

186 The HDSS data collection has ethical approval from the Institutional Ethics Review Board for  
187 Health (CIBS) and Internal Scientific Committee (CCI) at CISM, and the National Bioethics Committee  
188 for Health (CNBS-Mozambique).

189 This study used part of the existing HDSS data, for which all the heads of households and  
190 household members in Manhiça district have voluntarily agreed and signed a written detailed informed  
191 consent for providing their demographic and socio-economic data, including that of their households and  
192 their young dependents (children under the age of 18 years), in the context of HDSS. In relation to new  
193 data, the study team obtained approval from CISM's CCI and CIBS to collect the data based on voice-  
194 recorded informed oral consent to minimize the risk of COVID-19 transmission when handling paper-  
195 based informed and signed consents between interviewers and interviewees. Data collection was mainly  
196 over the phone to minimize contacts due to COVID-19. Even during household visits (which were done  
197 for participants unreachable by phone), informed consent was oral and voice-recorded to minimize the  
198 risk of COVID-19. Written informed consent was obtained from the parent or guardian of each participant  
199 under 18 years of age.

200 All communications with study participants were done with the language of each participant's  
201 preference. Where the preferred language was not Portuguese, the fieldworkers translated the  
202 questionnaires *in situ*s as in other studies that the HDSS and social science team has conducted. Where  
203 the fieldworker could not speak the participant's preferred language, a translator was sought in the  
204 household, or a suitable fieldworker conducted the communication at another time. Data collection was  
205 done between September 2021 and January 2022.

206

## 207 Results

208 The Manhiça HDSS is home to 40,636 active households in 2021, of which 33,087 (81.4%)  
209 responded to this survey (Fig 1). Respondents (18,823, 56.9%) were heads of household, their spouses  
210 (7,905, 23.9%), children (3,025, 9.1%), or other family members (3,334, 10.1%). The majority of  
211 respondents (72.4%) were female, and the median age was 38 years (interquartile range [IQR]: 27–53  
212 years) (Table 1). More than half (54.4%) spoke Xirhonga, 34.5% were Zion church members, 70.0% had  
213 primary or no education, and 73.5% were manual laborers. Median household size was 3 (IQR: 2–5). Of  
214 all households, 43.5% had children under 5 years, 26.5% had adults over 60 years, and 3.0% had pregnant  
215 women (Table 1). Eight percent (2,465/33,087) of respondents reported having had symptoms suggestive  
216 of COVID-19 since the disease was first reported in Mozambique, most commonly flu-like symptoms  
217 (50.4%, 1,242/2,465), dry cough (48.0%, 1,182/2,465), headaches (33.8%, 832/2,465), fever (27.0%,  
218 665/2,465), and cough with sputum (21.9%, 541/2,465) (Table S2).

219

220 **Fig 1. Map of Manhiça District.** Source: Created by the authors using Health and Demographic  
221 Surveillance System (HDSS) cartographic data.

222

**Table 1. Descriptive statistics of individuals who participated in COVID-19 cross-sectional survey, Mozambique, September 2021 – January 2022, (N=33,087)**

	Observed data	Imputed
--	---------------	---------

Characteristic	(N=33,087)		(N=33,087)
	N	%	%
<b>Individual characteristics</b>			
Age (years) (N=33,046)			
<18	1,064	3.2	3.2
18-39	17,017	51.5	51.5
40-64	10,684	32.3	32.3
≥65	4,281	13.0	13.0
Female sex (N=32,153)	23,287	72.4	72.4
Language (N=31,852)			
Tsonga	29,787	93.5	93.5
Bitonga	482	1.5	1.5
Cisena	303	1.0	1.0
Echuwabo	348	1.1	1.1
Other	932	2.9	2.9
Religion (N=31,914)			
Catholic	2,791	8.7	8.7
Protestant	6,106	19.2	19.2
Christian unspecified	4,512	14.1	14.2
Zion church member	11,043	34.6	34.5
Atheist	1,992	6.2	6.2
Evangelical	4,687	14.7	14.7
Other	783	2.5	2.5
Education (N=29,924)			
No education	3,050	10.2	10.3
Primary education	17,797	59.5	59.7
Secondary education	8,472	28.3	28.0
Technical education	311	1.0	1.0
Higher education	294	1.0	0.9
Occupation (N=31,597)			
Does not work	3,036	9.6	9.7
Student/volunteer	1,144	3.6	3.7
Unskilled manual	909	2.9	2.9
Skilled manual	22,340	70.7	70.6
Merchants	772	2.4	2.4
Professional	1,671	5.3	5.3
Retired/pensioner	455	1.5	1.4
Other	1,270	3.8	3.8
Marital status (N=31,891)			
Single	5,856	18.4	18.4
Married/De facto union	17,332	54.4	54.4
Separated/divorced	3,896	12.2	12.2
Widowed	4,807	15.0	15.0
Had COVID-19 symptoms	2,465	7.5	7.5
<b>Household characteristics</b>			
Household size (32,744)			
1	4,240	13.0	13.2
2	4,272	13.0	13.1
3	4,833	14.8	14.8
4	5,153	15.7	15.7
5	4,841	14.8	14.7
≥6	9,405	28.7	28.5
Children under age 5			

0	18,686	56.5	56.5
1	10,552	31.9	31.9
≥2	3,849	11.6	11.6
Elderly over age 60			
0	24,316	73.5	73.5
1	7,219	21.8	21.8
≥2	1,552	4.7	4.7
Pregnant women			
0	32,105	97.0	97.0
≥1	982	3.0	3.0
Wealth index			
Poorest	6,618	20.0	20.0
Poorer	6,612	20.0	20.0
Middle	6,621	20.0	20.0
Richer	6,612	20.0	20.0
Richest	6,624	20.0	20.0
N=33,087 unless stated otherwise due to non-response			

223

224 Nearly all (99.4%, 32,901/33,087) participants had heard of coronavirus, but 20.9%  
 225 (6,926/33,087) were unfamiliar with the term COVID-19. Of all respondents, 98.2% reported knowing  
 226 how SARS-CoV-2 transmission could be prevented, 97.0% knew SARS-CoV-2 may cause disease, and  
 227 85.1% knew how SARS-CoV-2 is transmitted. The most commonly mentioned prevention measures were  
 228 washing hands with soap (91.9%) and wearing a facemask (91.8%), whereas least mentioned included  
 229 avoiding touching eyes (3.8%), nose (4.0%), and mouth (4.9%) (Fig 2). Most mentioned transmission  
 230 mechanisms were droplets (50.5%) and aerosol (<5 µm diameter) (46.9%) from an infected person; least  
 231 mentioned were touching eyes or nose (9.2%), or mouth (10.7%). The most recognized COVID-19  
 232 symptoms were dry cough (51.2%), headaches (44.9%), and fever (44.5%); least mentioned were  
 233 nausea/vomiting (3.7%) and muscle or body aches (13.7%). Most participants (88.6%) indicated they  
 234 would take symptomatic family members to the hospital for treatment, whereas 3.8% stated they would  
 235 treat symptoms at home. The most cited sources of information regarding COVID-19 were television  
 236 (44.0%), community leaders (36.2%), and radio (33.7%) (Table S3).

237

238 **Fig 2. Knowledge of COVID-19 transmission, prevention and symptoms, and management of**  
 239 **suspected cases, Mozambique, September 2021 – January 2022 (N=33,087).** Error bars represent 95%  
 240 confidence intervals.

241

242 Unadjusted analyses between demographics and sources of information, and PCA-derived  
243 knowledge of symptoms, transmission, and prevention scores are shown in S3 Fig: these were positively  
244 correlated ( $r = 0.47 \sim 0.63$ ;  $p < 0.001$ ) (S4 Fig). Adjusting for all other variables in the models (see Fig 3),  
245 knowledge of COVID-19 symptoms, transmission, and prevention scores were highest among heads of  
246 household with higher ( $\beta$  coefficients:  $0.43 \sim 0.47$ ), technical ( $0.42 \sim 0.46$ ), or secondary ( $0.35 \sim 0.41$ )  
247 education with no education as reference; and cited TV ( $0.25 \sim 0.47$ ), radio ( $0.16 \sim 0.38$ ), or  
248 SMS/WhatsApp ( $0.16 \sim 0.36$ ) as sources of information for COVID-19. Sources of information were  
249 significant mediators of the relationship between educational attainment and knowledge of symptoms,  
250 transmission, and prevention scores (Tables S4-S6). Compared to participants with no formal education,  
251 those with  $\geq$ primary education were more likely to have cited TV, hospital, radio, SMS/WhatsApp, and  
252 community leaders as sources of COVID-19 information than not cite them as sources of information; the  
253 higher the education level, the more likely participants cited these as sources of information. A significant  
254 proportion of the positive association between educational attainment and knowledge of symptoms,  
255 transmission, and prevention scores can be explained by mediators (TV, SMS/WhatsApp, and radio  
256 sources of information): the higher the education level, the greater the impact of these mediators on  
257 knowledge scores. Conversely, there was a significant negative natural indirect effect for community  
258 leaders and hospital, which indicates these sources of information may have attenuated the positive  
259 association of education on knowledge scores. Specifically, these sources of information were associated  
260 with slightly reduced COVID-19 knowledge among those with higher education.

261

262 **Fig 3. Adjusted<sup>a</sup> associations between demographics and sources of information, and knowledge of**  
263 **prevention, symptoms, and transmission indices<sup>b</sup> derived from principal components analysis,**  
264 **Mozambique, September 2021 – January 2022 (N=33,087).** Points represent  $\beta$  coefficients and error  
265 bars represent 95% confidence intervals. <sup>a</sup>Adjusted for all other variables in the model. <sup>b</sup>Knowledge of  
266 prevention includes: avoid crowded places, touching eyes, touching mouth, touching nose, or traveling;

267 social distancing; quarantine; and wash hands with alcohol. Knowledge of symptoms includes: difficulty  
268 breathing, dry cough, fever, headaches, muscle pain, and sore throat. Knowledge of transmission  
269 includes: avoid crowded places, touching eyes, touching mouth, touching nose, or traveling; social  
270 distancing; quarantine; and wash hands with alcohol.

271

272 In adjusted analyses, higher knowledge of symptoms, transmission, and prevention scores were  
273 among participants who were 18-64 years (0.07 ~ 0.19) with  $\geq 65$  as reference; were Roman Catholic,  
274 Protestant, or Evangelical (0.05 ~ 0.22) with Zion church members as reference; were merchants (0.08 ~  
275 0.15), retired/pensioners (0.17 ~ 0.18), or professionals (0.07 ~ 0.12) with unemployed as reference; and  
276 were in the poorer to richest wealth index quintiles (0.11 ~ 0.25) with poorest as reference (Fig 3).  
277 Knowledge scores for all three indices were significantly lower for widowed (-0.10 ~ -0.09) compared to  
278 married participants. Furthermore, knowledge of symptoms and transmission, but not prevention, were  
279 higher for those who had COVID-19 symptoms (0.10 ~ 0.11). Knowledge of prevention and transmission  
280 were higher for males than females (0.04 ~ 0.08). Variance inflation factors for independent variables in  
281 all three adjusted models were  $< 1.3$ , so there was no evidence of collinearity (Table S7).

282 The adjusted odds of having had symptoms consistent with COVID-19 were higher for  
283 participants with primary, secondary, technical, or higher education (aORs: 1.74 ~ 6.56) with no  
284 education as reference; Catholics, Protestants, Christians, Evangelicals, and Atheists with Zion church  
285 members as reference (aORs: 1.44 ~ 2.02); professionals (aOR: 1.30; 95% CI: 1.07-1.59) with  
286 unemployed as reference; single (aOR: 1.20; 95% CI: 1.07-1.35) with married as reference; and reported  
287 TV (aOR: 1.32; 95% CI: 1.19-1.47) as a source of COVID-19 information (Fig 4). The adjusted odds of  
288 COVID-19 symptoms were lower for individuals in the richest wealth index quintile (aOR: 0.83, 95% CI:  
289 0.70, 0.98), were  $< 18$  years with  $\geq 65$  years as reference (aOR: 0.36, 95% CI: 0.24, 0.54) and who learned  
290 about COVID-19 from hospital, radio, or community leaders (aORs: 0.59 ~ 0.80).

291

292 **Fig 4. Unadjusted and adjusted<sup>a</sup> associations between demographics and sources of information,**  
293 **and had COVID-19 symptoms, Mozambique, September 2021 – January 2022 (N=33,087).** X-axis is  
294 shown on a log-scale. <sup>a</sup>Adjusted for all other variables in the model.

295

## 296 **Discussion**

297 Community public health measures to reduce infectious disease transmission are contingent upon  
298 individual perceptions of risk and knowledge. In this census of over 33,000 household members in  
299 Manhiça, Mozambique, almost everyone had heard of coronavirus, were aware of COVID-19 symptoms,  
300 and knew how COVID-19 could be prevented. The most recognized COVID-19 symptoms were dry  
301 cough, headaches, fever, difficulty breathing, and sore throat, consistent with findings from a systematic  
302 review of COVID-19 knowledge in sub-Saharan Africa [4]. This study was conducted at the tail end of  
303 the Delta variant wave in September through the peak of Omicron cases in January in Mozambique [35].  
304 The most common Delta symptoms reported in the ZOE COVID Study in the U.K. included runny nose,  
305 headache, sneezing, sore throat, and loss of smell, whereas the most common Omicron symptoms were  
306 runny nose, headache, sore throat, sneezing, and persistent cough [36]. There was high knowledge of  
307 nonpharmaceutical prevention measures such as handwashing and mask-wearing, similar to a study in  
308 Ethiopia [37], but less than half of household members reported social distancing and avoiding crowded  
309 places as prevention measures, which are among the most effective public health measures to prevent  
310 SARS-CoV-2 transmission [38, 39]. Approximately half of household members knew that SARS-CoV-2  
311 may be transmitted from droplets or aerosol from an infected person, which is the primary mode of  
312 SARS-CoV-2 transmission [40]. We also found that knowledge of symptoms, transmission, and  
313 prevention scores were positively correlated and there were consistent results between the knowledge  
314 outcomes.

315 The finding that participants with higher education had greater knowledge of COVID-19  
316 symptoms, transmission, and prevention is consistent with studies in Australia [41], Ethiopia [17, 42],

317 Indonesia [43], and South Korea [44]. Other studies also found that higher education was associated with  
318 COVID-19 vaccine acceptance [5, 45]. Mediation analyses demonstrated that TV, SMS/WhatsApp, and  
319 radio sources of information were significant mediators in the relationship between educational  
320 attainment and knowledge scores. Household heads with higher education were more likely to report TV,  
321 SMS and radio as sources of COVID-19 information, which were associated with higher knowledge  
322 scores. Only 20% of those with no education had a TV and 70% had a cellphone, whereas 86% with  
323 higher/university education had a TV and 99% had a cellphone. These resource discrepancies may also  
324 contribute to the finding that individuals in the higher wealth quintiles had higher knowledge scores.  
325 Other studies found that lower education was associated with misinformation, which may in part explain  
326 lower knowledge among this group as well [41, 46]. Participants with higher education also had the  
327 highest odds of having COVID-19 symptoms compared to those with no education, perhaps suggesting  
328 greater awareness of COVID-19 symptoms.

329 Older respondents had higher COVID-19 knowledge, consistent with other studies [43]. Older  
330 adults, particularly those with comorbidities, are at greater risk for severe illness, hospitalizations, and  
331 death from COVID-19: 70% of COVID-19-attributed deaths in the U.S. were among adults 70 years or  
332 older [47]. Other studies reported greater vaccination [5] and other preventive measures [48] among older  
333 adults compared to young adults. An online survey in Mozambique found that older participants were  
334 more likely to accept COVID-19 vaccines [49]. Mozambique has a young population with a median age  
335 of 17.6 years [50]. Although younger adults are less likely to be hospitalized with COVID-19 compared  
336 to older adults, some develop severe disease, and they may be infectious without symptoms [51].

337 Other factors associated with higher COVID-19 knowledge scores included employment as  
338 merchants, professionals, and unskilled manual laborers; and Catholic, Protestant, and Evangelical  
339 religions. Additional outreach promoting information regarding COVID-19 transmission and prevention,  
340 as well as vaccine safety and effectiveness, should be tailored to local communities in their language and  
341 should engage community leaders [29, 52]. Although not evaluated in this study, other KAP studies found  
342 higher knowledge scores among individuals with positive HIV status, urban residence, and no previous



343 SARS-CoV-2 infection [10, 24]. Although we did not know HIV status of participants, this study was  
344 conducted in a community with high HIV prevalence. It is conceivable that previous experiences with and  
345 exposure to messaging for HIV and other endemic infectious diseases increased COVID-19 awareness in  
346 Manhiça. Additionally, individuals with HIV may have greater contact with the healthcare system,  
347 increasing the opportunity to learn about COVID-19 from healthcare providers. Rural southern  
348 Mozambique is also characterized by high levels of labor migration within Mozambique and to South  
349 Africa, but this study did not assess how that affected COVID-19 knowledge.

350 This study had several limitations. This study is not designed to be representative of all  
351 households in Mozambique; generalizability to a specific population is a feature of all population-based  
352 sub-national studies [18, 53]. Still, these results have broader relevance to educating communities about  
353 COVID-19 prevention. This was a cross-sectional study, which precludes establishing causal and  
354 temporal relationships between demographics and knowledge scores. There may have been social  
355 desirability bias in responses about knowledge. There may have been response bias if individuals with  
356 greater knowledge of COVID-19 were more likely to participate than those with less knowledge. Finally,  
357 there may have been recall bias due to the length of time in the study. Notwithstanding these limitations,  
358 regional census entails that these findings are representative of the district. To our knowledge, there are  
359 no other studies of knowledge of COVID-19 symptoms, transmission, and prevention among community  
360 members in Mozambique.

361

## 362 **Conclusions**

363 In this census of over 33,000 community members in a rural district of Mozambique, most  
364 individuals had high knowledge of COVID-19 symptoms and prevention, but there was less knowledge  
365 about transmission. Messaging regarding COVID-19 in southern Mozambique effectively increased  
366 awareness of symptoms and prevention. These findings support the need for outreach and community

367 engagement considering the target audience to promote COVID-19 prevention measures, particularly  
368 among vulnerable populations with lower educational status.

369

370

## 371 **Acknowledgements**

372 CISM is supported by the Government of Mozambique and the Spanish Agency for  
373 International Development (AECID). ISGlobal receives support from the Spanish Ministry of Science and  
374 Innovation through the “Centro de Excelencia Severo Ochoa 2019-2023” Program (CEX2018-000806-S),  
375 and support from the Generalitat de Catalunya through the CERCA Program.

376 **Disclaimer:** The findings and conclusions in this report are those of the authors and do not necessarily  
377 represent the views of the US Centers for Disease Control and Prevention.

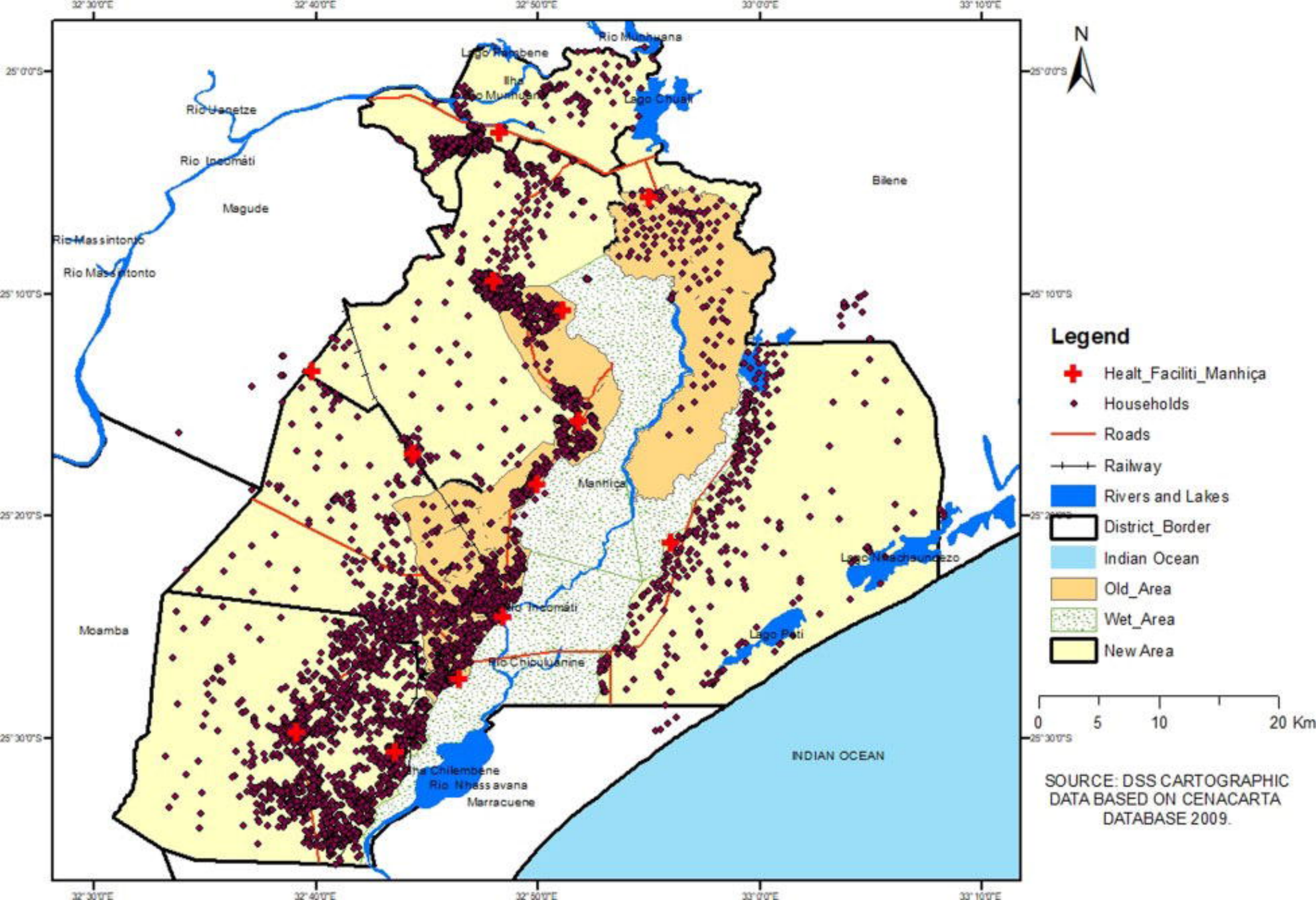
## 378 References

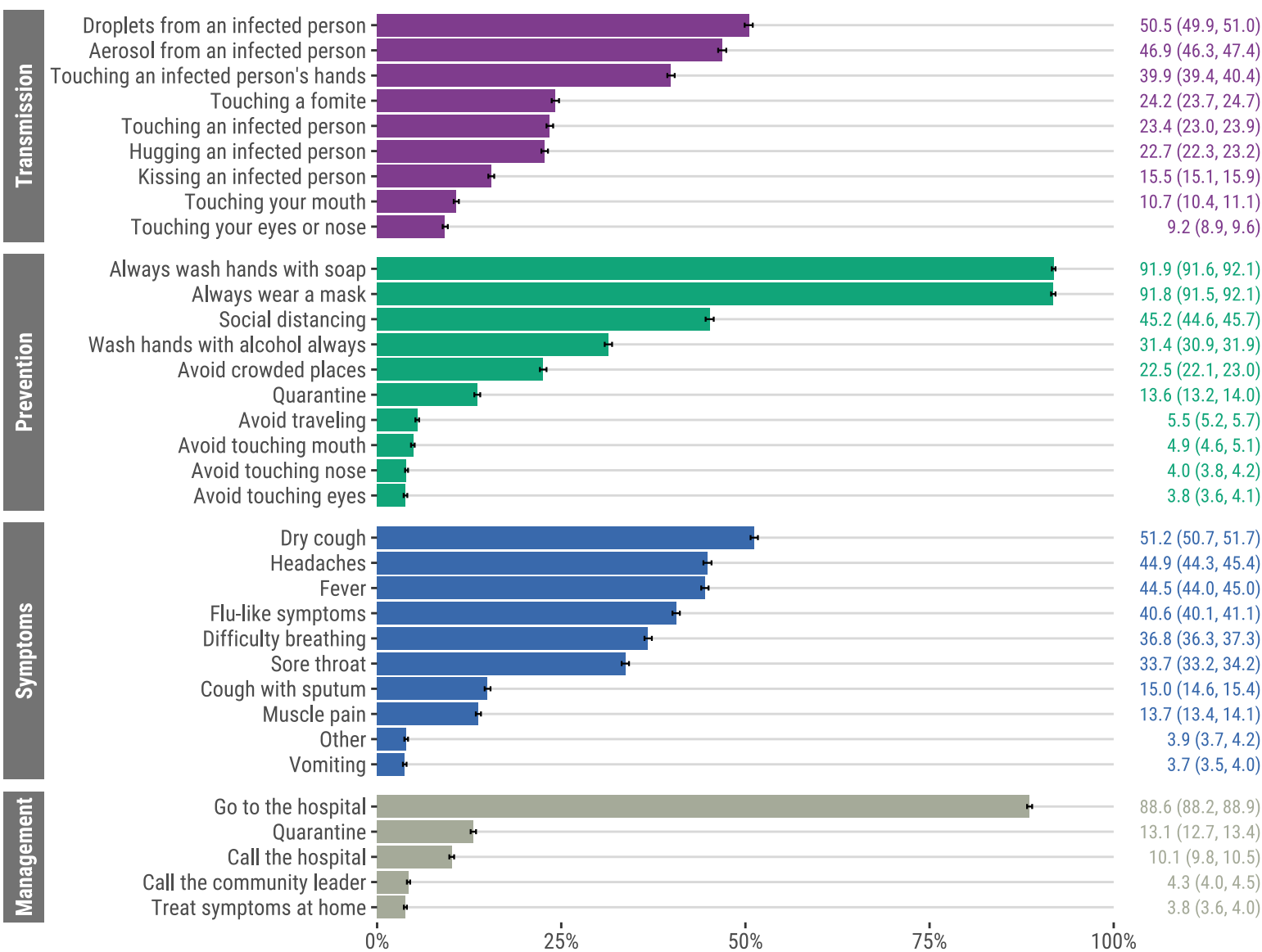
- 379 1. World Health Organization. COVID-19 Mozambique 2022 [cited 2022 October 11]. Available  
380 from: <https://covid19.who.int/region/afro/country/mz>.
- 381 2. Wang H, Paulson KR, Pease SA, Watson S, Comfort H, Zheng P, et al. Estimating excess  
382 mortality due to the COVID-19 pandemic: a systematic analysis of COVID-19-related mortality,  
383 2020–21. *The Lancet*. 2022;399(10334):1513-36.
- 384 3. Yesuf M, Abdu M. Knowledge, attitude, prevention practice, and associated factors toward  
385 COVID-19 among preparatory school students in Southwest Ethiopia, 2021. *PLOS ONE*.  
386 2022;17(1):e0262907.
- 387 4. Nwagbara UI, Osual EC, Chireshe R, Bolarinwa OA, Saeed BQ, Khuzwayo N, et al. Knowledge,  
388 attitude, perception, and preventative practices towards COVID-19 in sub-Saharan Africa: A  
389 scoping review. *PLOS ONE*. 2021;16(4):e0249853.
- 390 5. Abebe H, Shitu S, Mose A. Understanding of COVID-19 vaccine knowledge, attitude,  
391 acceptance, and determinates of COVID-19 vaccine acceptance among adult population in  
392 Ethiopia. *Infection and drug resistance*. 2021;14:2015.
- 393 6. Shapiro J, Dean NE, Madewell ZJ, Yang Y, Halloran ME, Longini I. Efficacy estimates for  
394 various COVID-19 vaccines: what we know from the literature and reports. *MedRxiv*.  
395 2021:2021.05. 20.21257461.
- 396 7. Song S, Madewell ZJ, Liu M, Longini IM, Yang Y. Effectiveness of SARS-CoV-2 vaccines  
397 against Omicron infection and severe events: a systematic review and meta-analysis of test-  
398 negative design studies. *Frontiers in Public Health*. 2023;11.
- 399 8. U.S. Embassy in Mozambique. U.S. Government and Government of Mozambique Launch  
400 Adolescent Vaccine Campaign with Pfizer-BioNTech COVID-19 Vaccines 2022 [cited 2023  
401 March 2]. Available from: [https://mz.usembassy.gov/u-s-government-and-government-of-](https://mz.usembassy.gov/u-s-government-and-government-of-mozambique-launch-adolescent-vaccine-campaign-with-pfizer-biontech-covid-19-vaccines/)  
402 [mozambique-launch-adolescent-vaccine-campaign-with-pfizer-biontech-covid-19-vaccines/](https://mz.usembassy.gov/u-s-government-and-government-of-mozambique-launch-adolescent-vaccine-campaign-with-pfizer-biontech-covid-19-vaccines/).
- 403 9. Feldman M, Lacey Krylova V, Farrow P, Donovan L, Zandamela E, Rebelo J, et al. Community  
404 health worker knowledge, attitudes and practices towards COVID-19: Learnings from an online  
405 cross-sectional survey using a digital health platform, UpSCALE, in Mozambique. *PLOS ONE*.  
406 2021;16(2):e0244924.
- 407 10. Marotta C, Nacareia U, Estevez AS, Tognon F, Genna GD, De Meneghi G, et al., editors.  
408 Mozambican adolescents and youths during the COVID-19 pandemic: knowledge and awareness  
409 gaps in the provinces of sofala and tete. *Healthcare*; 2021: MDPI.
- 410 11. Madewell ZJ, Yang Y, Longini IM, Jr., Halloran ME, Dean NE. Household Secondary Attack  
411 Rates of SARS-CoV-2 by Variant and Vaccination Status: An Updated Systematic Review and  
412 Meta-analysis. *JAMA Netw Open*. 2022;5(4):e229317.
- 413 12. Madewell ZJ, Yang Y, Longini IM, Halloran ME, Vespignani A, Dean NE. Rapid review and  
414 meta-analysis of serial intervals for SARS-CoV-2 Delta and Omicron variants. *BMC Infectious*  
415 *Diseases*. 2023;23(1):429.
- 416 13. Madewell ZJ, Yang Y, Longini IM, Halloran ME, Dean NE. Factors associated with household  
417 transmission of SARS-CoV-2: an updated systematic review and meta-analysis. *JAMA network*  
418 *open*. 2021;4(8):e2122240-e.
- 419 14. Muir JA, Dheresa M, Madewell ZJ, Getachew T, Mengesha G, Whitney CG, et al. Food  
420 Insecurity amid COVID-19 Lockdowns: Assessing Sociodemographic Indicators of Vulnerability  
421 in Harar and Kersa, Ethiopia. *medRxiv*. 2023:2023.01.31.23284545.
- 422 15. Muir JA, Dheresa M, Madewell ZJ, Getachew T, Mengesha G, Whitney CG, et al. Household  
423 Hardships during the COVID-19 Pandemic: Examining Household Vulnerability and Responses  
424 to Pandemic Related Shocks in Eastern Ethiopia. *medRxiv*. 2023:2023.02.01.23285322.

- 425 16. Dheresa M, Muir JA, Madewell ZJ, Getachew T, Daraje G, Mengesha G, et al. COVID-19  
426 Impact Data for the CHAMPS HDSS Network: Data from Harar and Kersa, Ethiopia. V1 ed:  
427 UNC Dataverse; 2023.
- 428 17. Dheresa M, Madewell ZJ, Muir JA, Getachew T, Daraje G, Mengesha G, et al. Knowledge of  
429 COVID-19 prevention in Eastern Ethiopia. medRxiv. 2023:2023.06.28.23291972.
- 430 18. Cunningham SA, Shaikh NI, Nhacolo A, Raghunathan PL, Kotloff K, Naser AM, et al. Health  
431 and demographic surveillance systems within the child health and mortality prevention  
432 surveillance network. *Clinical Infectious Diseases*. 2019;69(Supplement\_4):S274-S9.
- 433 19. Nhacolo A, Magaço A, Amosse F, Hunguana A, Matsena T, Nhacolo A, et al. Perceptions and  
434 compliance with COVID-19 preventive measures in Southern and Central regions of  
435 Mozambique: a quantitative in-person household survey in the districts of Manhica and  
436 Quelimane. medRxiv. 2022:2022.11.17.22282473.
- 437 20. Nhacolo A, Jamisse E, Augusto O, Matsena T, Hunguana A, Mandomando I, et al. Cohort Profile  
438 Update: Manhica Health and Demographic Surveillance System (HDSS) of the Manhica Health  
439 Research Centre (CISM). *Int J Epidemiol*. 2021;50(2):395.
- 440 21. Ministério da Saúde / Direccção Nacional de Saúde Pública. Manual de prevencao da COVID-19  
441 Maputo2020 [cited 2023 March 2]. Available from:  
442 [https://www.misau.gov.mz/index.php/manuais-e-material-educativo?download=322:manual-de-](https://www.misau.gov.mz/index.php/manuais-e-material-educativo?download=322:manual-de-prevencao-a-covid-19)  
443 [prevencao-a-covid-19](https://www.misau.gov.mz/index.php/manuais-e-material-educativo?download=322:manual-de-prevencao-a-covid-19).
- 444 22. Cunningham SA, Muir JA. Data Cleaning. In: Nichols AL, Edlund J, editors. *The Cambridge*  
445 *Handbook of Research Methods and Statistics for the Social and Behavioral Sciences: Volume 1:*  
446 *Building a Program of Research*. Cambridge Handbooks in Psychology. Cambridge: Cambridge  
447 University Press; 2023. p. 443-67.
- 448 23. Hajj A, Domiati S, Haddad C, Sacre H, Akl M, Akel M, et al. Assessment of knowledge, attitude,  
449 and practice regarding the disposal of expired and unused medications among the Lebanese  
450 population. *J Pharm Policy Pract*. 2022;15(1):107.
- 451 24. Kwabla MP, Nyasordzi J, Kye-Duodu G, Ananga MK, Amenuvegbe GK, Otoo J, et al. Factors  
452 associated with COVID-19 knowledge among Ghanaians: A national survey. *PLOS ONE*.  
453 2022;17(11):e0276381.
- 454 25. Madewell ZJ, Chacón-Fuentes R, Jara J, Mejía-Santos H, Molina I-B, Alvis-Estrada JP, et al.  
455 Knowledge, attitudes, and practices of seasonal influenza vaccination in healthcare workers,  
456 Honduras. *Plos one*. 2021;16(2):e0246379.
- 457 26. Berhe NM, Van de Velde S, Rabiee-Khan F, van der Heijde C, Vonk P, Buffel V, et al.  
458 Knowledge deficit and fear of COVID-19 among higher education students during the first wave  
459 of the pandemic and implications for public health: a multi-country cross-sectional survey. *BMC*  
460 *Public Health*. 2022;22(1):1144.
- 461 27. Rizzo C, Campagna I, Pandolfi E, Croci I, Russo L, Ciampini S, et al. Knowledge and Perception  
462 of COVID-19 Pandemic during the First Wave (Feb-May 2020): A Cross-Sectional Study among  
463 Italian Healthcare Workers. *Int J Environ Res Public Health*. 2021;18(7).
- 464 28. Bikaki A, Machiorlatti M, Clark LC, Robledo CA, Kakadiaris IA. Factors Contributing to SARS-  
465 CoV-2 Vaccine Hesitancy of Hispanic Population in Rio Grande Valley. *Vaccines (Basel)*.  
466 2022;10(8).
- 467 29. Madewell ZJ, Chacón-Fuentes R, Badilla-Vargas X, Ramirez C, Ortiz M-R, Alvis-Estrada J-P, et  
468 al. Knowledge, attitudes, and practices regarding seasonal influenza vaccination during  
469 pregnancy in Costa Rica: A mixed-methods study. *Vaccine*. 2022;40(48):6931-8.
- 470 30. VanderWeele T. *Explanation in causal inference: methods for mediation and interaction*: Oxford  
471 University Press; 2015.
- 472 31. Sengupta M, Dutta S, Roy A, Chakrabarti S, Mukhopadhyay I. Knowledge, attitude and practice  
473 survey towards COVID-19 vaccination: A mediation analysis. *Int J Health Plann Manage*.  
474 2022;37(4):2063-80.

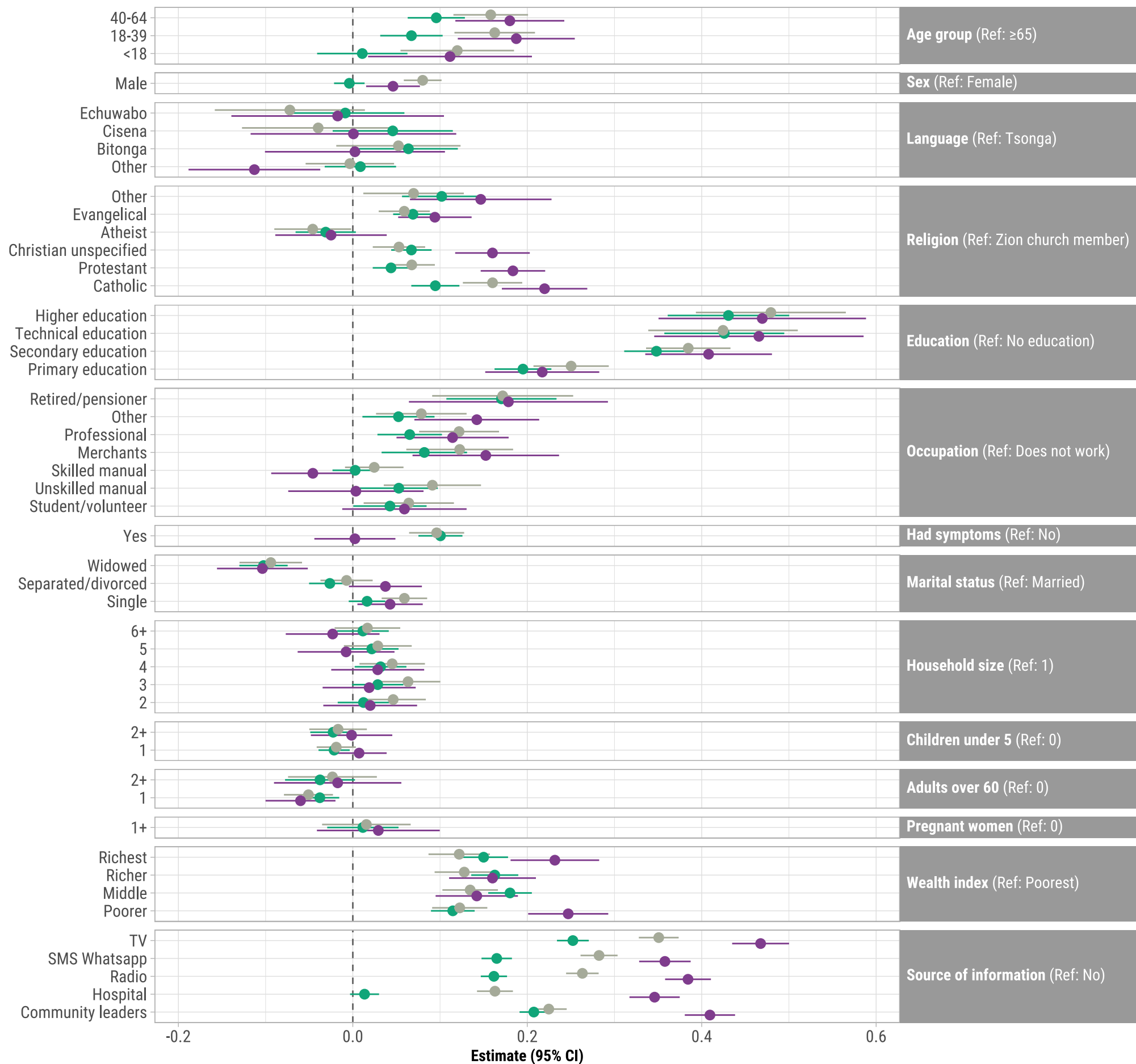
- 475 32. Luz PM, Brown HE, Struchiner CJ. Disgust as an emotional driver of vaccine attitudes and  
476 uptake? A mediation analysis. *Epidemiol Infect.* 2019;147:e182.
- 477 33. Maloney P, Tietje L, Rung A, Broyles S, Couk J, Peters E, et al. The mediating effects of barriers  
478 to vaccination on the relationship between race/ethnicity and influenza vaccination status in a  
479 rural Southeastern Louisiana medical center. *J Prev Med Hyg.* 2022;63(3):E482-e91.
- 480 34. Granderath JS, Sondermann C, Martin A, Merkt M. Actual and Perceived Knowledge About  
481 COVID-19: The Role of Information Behavior in Media. *Front Psychol.* 2021;12:778886.
- 482 35. World Health Organization. WHO Coronavirus (COVID-19) Dashboard: Mozambique 2022  
483 [cited 2022 December 23]. Available from: <https://covid19.who.int/region/afro/country/mz>.
- 484 36. Menni C, Valdes AM, Polidori L, Antonelli M, Penamakuri S, Nogal A, et al. Symptom  
485 prevalence, duration, and risk of hospital admission in individuals infected with SARS-CoV-2  
486 during periods of omicron and delta variant dominance: a prospective observational study from  
487 the ZOE COVID Study. *The Lancet.* 2022;399(10335):1618-24.
- 488 37. Desalegn Z, Deyessa N, Tekla B, Shiferaw W, Hailemariam D, Addissie A, et al. COVID-19 and  
489 the public response: Knowledge, attitude and practice of the public in mitigating the pandemic in  
490 Addis Ababa, Ethiopia. *PLOS ONE.* 2021;16(1):e0244780.
- 491 38. Talic S, Shah S, Wild H, Gasevic D, Maharaj A, Ademi Z, et al. Effectiveness of public health  
492 measures in reducing the incidence of covid-19, SARS-CoV-2 transmission, and covid-19  
493 mortality: systematic review and meta-analysis. *bmj.* 2021;375.
- 494 39. Madewell ZJ, Yang Y, Longini IM, Halloran ME, Dean NE. Household transmission of SARS-  
495 CoV-2: a systematic review and meta-analysis. *JAMA network open.* 2020;3(12):e2031756-e.
- 496 40. Meyerowitz EA, Richterman A, Gandhi RT, Sax PE. Transmission of SARS-CoV-2: a review of  
497 viral, host, and environmental factors. *Annals of internal medicine.* 2021;174(1):69-79.
- 498 41. Pickles K, Cvejic E, Nickel B, Copp T, Bonner C, Leask J, et al. COVID-19 misinformation  
499 trends in Australia: prospective longitudinal national survey. *Journal of medical Internet research.*  
500 2021;23(1):e23805.
- 501 42. Yesse M, Muze M, Kedir S, Argaw B, Dengo M, Nesre T, et al. Assessment of knowledge,  
502 attitude and practice toward COVID-19 and associated factors among health care workers in Silte  
503 Zone, Southern Ethiopia. *PLOS ONE.* 2021;16(10):e0257058.
- 504 43. Sulistyawati S, Rokhmayanti R, Aji B, Wijayanti SPM, Hastuti SKW, Sukesu TW, et al.  
505 Knowledge, attitudes, practices and information needs during the covid-19 pandemic in  
506 indonesia. *Risk Management and Healthcare Policy.* 2021;14:163.
- 507 44. Lee M, Kang B-A, You M. Knowledge, attitudes, and practices (KAP) toward COVID-19: a  
508 cross-sectional study in South Korea. *BMC public health.* 2021;21(1):1-10.
- 509 45. Shakeel CS, Mujeeb AA, Mirza MS, Chaudhry B, Khan SJ. Global COVID-19 vaccine  
510 acceptance: a systematic review of associated social and behavioral factors. *Vaccines.*  
511 2022;10(1):110.
- 512 46. Madewell ZJ, Chacón-Fuentes R, Jara J, Mejía-Santos H, Molina I-B, Alvis-Estrada JP, et al.  
513 Knowledge, attitudes, and practices of seasonal influenza vaccination among older adults in  
514 nursing homes and daycare centers, Honduras. *PLOS ONE.* 2021;16(2):e0246382.
- 515 47. Goldstein JR, Lee RD. Demographic perspectives on the mortality of COVID-19 and other  
516 epidemics. *Proceedings of the National Academy of Sciences.* 2020;117(36):22035-41.
- 517 48. González-Herrera A, Rodríguez-Blázquez C, Romay-Barja M, Falcon-Romero M, Ayala A,  
518 Forjaz MJ. Age differences in knowledge, attitudes and preventive practices during the COVID-  
519 19 pandemic in Spain. *Scientific Reports.* 2022;12(1):1-8.
- 520 49. Dula J, Mulhanga A, Nhanombe A, Cumbi L, Júnior A, Gwatsvaira J, et al. COVID-19 vaccine  
521 acceptability and its determinants in Mozambique: An online survey. *Vaccines.* 2021;9(8):828.
- 522 50. United Nations. Population Division: World Population Prospects 2022 2022 [cited 2022  
523 December 27]. Available from: <https://population.un.org/wpp/>.
- 524 51. Ravindra K, Malik VS, Padhi BK, Goel S, Gupta M. Asymptomatic infection and transmission of  
525 COVID-19 among clusters: systematic review and meta-analysis. *Public Health.* 2022;203:100-9.

- 526 52. Madewell Z, Chacón-Fuentes R, Badilla-Vargas X, Ramirez C, Ortiz MR, Alvis-Estrada JP, et al.  
527 Knowledge, attitudes, and practices for the use of seasonal influenza vaccination, healthcare  
528 workers, Costa Rica. *J Infect Dev Ctries*. 2021;15(7):1004-13.
- 529 53. Clark S, Wakefield J, McCormick T, Ross M. Hyak Mortality Monitoring System: Innovative  
530 Sampling and Estimation Methods–Proof of Concept by Simulation. *Global Health,*  
531 *Epidemiology and Genomics*. 2018;3.
- 532

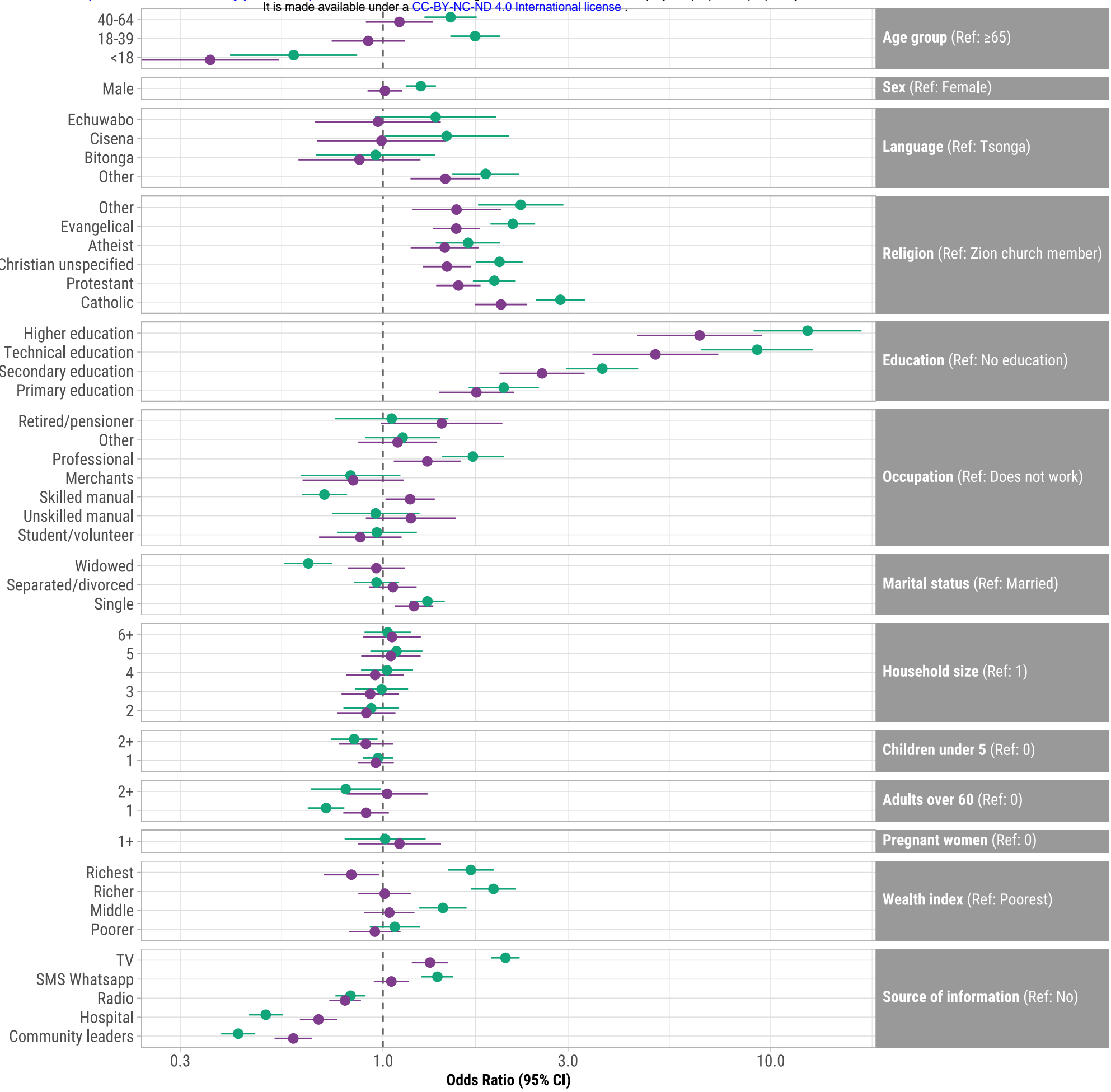








● Knowledge of prevention
 ● Knowledge of symptoms
 ● Knowledge of transmission



Adjusted (purple dot) Unadjusted (green dot)