

1 Full article title: Adaptive behavior deficits in individuals with 3q29 deletion syndrome
2 Authors: Rebecca M Pollak¹, T Lindsey Burrell², Joseph F Cubells^{3,4}, Cheryl Klaiman^{2,5}, Melissa M
3 Murphy², Celine A Saulnier^{2,6}, Elaine F Walker⁷, Stormi Pulver White^{2,5}, Jennifer G Mulle^{1,8}
4 Affiliations: ¹Center for Advanced Biotechnology and Medicine, Robert Wood Johnson Medical
5 School, Rutgers University; ²Department of Pediatrics, School of Medicine, Emory University;
6 ³Department of Human Genetics, School of Medicine, Emory University; ⁴Department of
7 Psychiatry and Behavioral Science, School of Medicine, Emory University; ⁵Marcus Autism
8 Center, Children’s Healthcare of Atlanta and Emory University; ⁶Neurodevelopmental
9 Assessment & Consulting Services; ⁷Department of Psychology, Emory University; ⁸Department
10 of Psychiatry, Robert Wood Johnson Medical School, Rutgers University
11 Corresponding author information: Jennifer Gladys Mulle, MHS, PhD; Center for Advanced
12 Biotechnology and Medicine and Department of Psychiatry, Robert Wood Johnson Medical
13 School, Rutgers University, 679 Hoes Lane West, Piscataway, NJ 08854; 848-445-9866;
14 jennifer.mulle@rutgers.edu
15 Acknowledgements: We gratefully acknowledge our study population, the 3q29 deletion
16 community, for their participation and commitment to research. This study was funded by the
17 National Institute of Mental Health grant R01 MH110701 (PI Mulle).
18 Competing interests: CAS reports receiving royalties from Pearson Assessments for the
19 Vineland-3. All other authors report no competing interests.
20 Ethics approval and consent to participate: This study was approved by Emory University’s
21 Institutional Review Board (IRB00064133) and Rutgers University’s Institutional Review Board
22 (PRO2021001360).

23 Consent to participate: All study subjects gave informed consent prior to participating in this
24 study.

25 Consent to publish: Not applicable.

26 Welfare of animals: Not applicable.

27 Availability of data and materials: The datasets used and/or analyzed during the current study
28 are available from the corresponding author on reasonable request and via NDAR (Collection
29 #2614).

30 Funding: NIMH R01 MH110701 (PI Mülle)

31 Author's contributions: RMP performed the statistical analysis, produced all figures and tables,
32 and wrote the manuscript. TLB, JFC, CK, CAS, EFW, and SPW performed the clinical evaluations
33 of 3q29 deletion study participants. TLB, JFC, CK, MMM, CAS, EFW, and SPW helped with data
34 interpretation. JGM edited the manuscript and provided guidance on analyzing and interpreting
35 data. JGM was the principal investigator responsible for study direction. All authors participated
36 in commenting on the drafts and have read and approved the final manuscript.

37

38 **Abstract**

39 **Background**

40 3q29 deletion syndrome (3q29del) is associated with a significantly increased risk for
41 neurodevelopmental and neuropsychiatric phenotypes. Mild to moderate intellectual disability
42 (ID) is common in this population, and previous work by our team identified substantial deficits
43 in adaptive behavior. However, the full profile of adaptive function in 3q29del has not been
44 described, nor has it been compared to other genomic syndromes associated with elevated risk
45 for neurodevelopmental and neuropsychiatric phenotypes.

46 **Methods**

47 Individuals with 3q29del (n=32, 62.5% male) were evaluated using the Vineland Adaptive
48 Behavior Scales, Third Edition, Comprehensive Parent/Caregiver Form (Vineland-3). We
49 explored the relationship between adaptive behavior and cognitive function, executive function,
50 and neurodevelopmental and neuropsychiatric comorbidities in our 3q29del study sample, and
51 we compared subjects with 3q29del to published data on Fragile X syndrome, 22q11.2 deletion
52 syndrome, and 16p11.2 deletion and duplication syndromes.

53 **Results**

54 Individuals with 3q29del had global deficits in adaptive behavior that were not driven by
55 specific weaknesses in any given domain. Individual neurodevelopmental and neuropsychiatric
56 diagnoses had a small effect on adaptive behavior, and the cumulative number of comorbid
57 diagnoses was significantly negatively associated with Vineland-3 performance. Both cognitive
58 ability and executive function were significantly associated with adaptive behavior, and
59 executive function was a better predictor of Vineland-3 performance than cognitive ability.

60 Finally, the severity of adaptive behavior deficits in 3q29del was distinct from previously
61 published data on comparable genomic disorders.

62 **Conclusions**

63 Individuals with 3q29del have significant deficits in adaptive behavior, affecting all domains
64 assessed by the Vineland-3. Executive function is a better predictor of adaptive behavior than
65 cognitive ability in this population and suggests that interventions targeting executive function
66 may be an effective therapeutic strategy.

67 Introduction

68 3q29 deletion syndrome (3q29del) is a rare (~1:30,000) (Kendall et al., 2017, Stefansson
69 et al., 2014) genomic disorder associated with substantially increased risk for a variety of
70 neurodevelopmental and neuropsychiatric phenotypes. 3q29del is characterized by a 1.6 Mb
71 typically *de novo* deletion from the end of the long arm of chromosome 3 (hg19,
72 chr3:195725000-197350000) (Ballif et al., 2008, Glassford et al., 2016, Willatt et al., 2005). The
73 3q29 deletion confers a 19-fold increased risk for autism spectrum disorder (ASD) (Itsara et al.,
74 2009, Pollak et al., 2019, Sanders et al., 2015), a greater than 40-fold increased risk for
75 schizophrenia (SZ) (Kirov et al., 2012, Marshall et al., 2017, Szatkiewicz et al., 2014, Mulle, 2015,
76 Mulle et al., 2010), and liability for mild to moderate intellectual disability (ID), attention
77 deficit/hyperactivity disorder (ADHD), and anxiety disorders (Ballif et al., 2008, Cox and Butler,
78 2015, Girirajan et al., 2012, Glassford et al., 2016, Klaiman et al., 2022, Sanchez Russo et al.,
79 2021, Willatt et al., 2005). Previous work by our team using direct clinical assessment tools
80 confirmed these previously reported neurodevelopmental and neuropsychiatric phenotypes in a
81 cohort of individuals with 3q29del and identified novel deficits in cognitive ability, executive
82 function, and adaptive behavior (Klaiman et al., 2022, Murphy et al., 2018, Sanchez Russo et al.,
83 2021). Adaptive behavior deficits had not previously been formally associated with the 3q29
84 deletion, and the specific adaptive challenges in this population have not been explored.

85 Adaptive behaviors are age-appropriate skills that an individual performs with self-
86 sufficiency as part of their day-to-day life (Tassé et al., 2012, Sparrow et al., 2016). As such,
87 deficits in adaptive behavior can have significant adverse impacts on an individual's quality of
88 life and ability to function independently (Simões et al., 2016, Buntinx and Schalock, 2010).

89 Delays in adaptive behavior are part of the diagnostic criteria for Intellectual Disability
90 (American Psychiatric Association, 2013) and many genetic and genomic disorders with
91 phenotypic similarities to 3q29del are associated with adaptive behavior deficits, including
92 Fragile X syndrome, 22q11.2 deletion syndrome, Angelman syndrome, Prader-Willi syndrome,
93 and 16p11.2 deletion and duplication syndromes (Klaiman et al., 2014, Hatton et al., 2003,
94 Glaser et al., 2003, Dykens et al., 1996, Butcher et al., 2012, Antshel et al., 2005, Debbané et al.,
95 2006, Gothelf et al., 2007, Fine et al., 2005, Peters et al., 2004, Dykens et al., 1992, Qureshi et
96 al., 2014, Owen et al., 2018, Green Snyder et al., 2016, Hudac et al., 2020, Hanson et al., 2015).
97 Adaptive behavior has also been found to be adversely impacted in individuals with idiopathic
98 ASD, with the most pronounced delays in socialization skills (Fenton et al., 2003, Yang et al.,
99 2016, Bölte and Poustka, 2002, Carter et al., 1998, Volkmar et al., 1987, Kanne et al., 2011). In
100 ASD, adaptive skills tend to fall significantly below age and cognitive expectations, particularly in
101 individuals without ID (Klin et al., 2007, Kanne et al., 2011, Alvares et al., 2020), and these
102 delays are strongly associated with poor adult outcome (Howlin et al., 2014, Alvares et al.,
103 2020). Because the adaptive behavior profile in 3q29del has not been defined, it is currently
104 unknown whether the specific adaptive behavior deficits in this population are similar to or
105 different from those described in other disorders, and recommendations for clinical care have
106 not been established.

107 In the present study, we define the profile of adaptive behavior in individuals with
108 3q29del. We also explore the relationship between adaptive behavior and cognitive ability,
109 executive function, and neurodevelopmental and neuropsychiatric phenotypes. This study is a
110 valuable contribution to our current understanding of 3q29del; adaptive behavior in this

111 population was a previously undefined phenotype with substantial impacts on quality of life.
112 Describing the spectrum of adaptive ability in 3q29del is not only important for understanding
113 the phenotype of the disorder, but also for designing and implementing the interventions and
114 support structures that will enable individuals with 3q29del to thrive. The results from this
115 study will help to guide future research into possible interventions to improve adaptive function
116 in this population.

117 **Methods**

118 *Study participants*

119 Individuals with 3q29del were recruited from the online 3q29 registry
120 (3q29deletion.org) for 2 days of in-person deep phenotyping, as previously described (Klaiman
121 et al., 2022, Murphy et al., 2018, Sanchez Russo et al., 2021). 32 individuals with 3q29del
122 (62.5% male) were included in the present study. Study participants ranged in age from 4.9-39.1
123 years (mean = 14.5 ± 8.3 years). See Table 1 for a description of the study sample. This study
124 was approved by Emory University's Institutional Review Board (IRB00064133) and Rutgers
125 University's Institutional Review Board (PRO2021001360).

126 *Measures*

127 The measures used in this study were as previously described (Klaiman et al., 2022,
128 Murphy et al., 2018, Sanchez Russo et al., 2021). Briefly, adaptive behavior was assessed using
129 the Vineland Adaptive Behavior Scales, Third Edition, Comprehensive Parent/Caregiver Form
130 (Vineland-3) (Sparrow et al., 2016). In the present study, the Comprehensive Parent/Caregiver
131 Form was completed by the study participant's parent or guardian via the publisher's online
132 application (Pearson q-Global). Vineland-3 items are rated based on the frequency with which

133 the individual performs each skill, with higher numbers reflecting stronger adaptive behavior. All
134 study participants received a standard score for the Adaptive Behavior Composite (ABC), as well
135 as for the Communication, Socialization, and Daily Living Skills (DLS) domains. Study participants
136 between 3 and 9 years of age (n = 12) also completed the Motor Skills domain. Cognitive ability
137 was evaluated using the Differential Ability Scales, Second Edition (DAS-II) (Elliott et al., 1990)
138 for individuals under 18 years of age (n = 24) or the Wechsler Abbreviated Scale of Intelligence,
139 Second Edition (WASI-II) (Wechsler, 1999) for individuals 18 years of age and older (n = 8).
140 Executive function was evaluated using the Behavior Rating Inventory of Executive Function, 2nd
141 Edition (BRIEF-2) for participants 18 years of age and younger (n = 26) or the Behavior Rating
142 Inventory of Executive Function for Adults (BRIEF-A) for participants over 18 years of age (n = 6)
143 (Gioia et al., 2015, Roth and Gioia, 2005). The BRIEF-2 and the BRIEF-A ask the informant to rate
144 the study participant's behaviors associated with nine domains of executive function. Diagnoses
145 of neurodevelopmental and neuropsychiatric phenotypes were reached using gold-standard
146 evaluations and clinician best estimate diagnosis. Additional detail regarding the assessments
147 used in the present study have been previously described (Murphy et al., 2018, Sanchez Russo
148 et al., 2021) and are summarized in the Supplemental Information.

149 *Analysis*

150 All analyses were performed in R version 4.0.4 (R Core Team, 2008). Due to small sample
151 size, analyses were exploratory and unadjusted p values were reported. Standardized scores
152 were used for the Vineland-3 rather than age equivalents because the cognitive impairment in
153 our study subjects with 3q29del was not severe. Using standardized scores also facilitated
154 comparison of 3q29del scores to published data on other genomic syndromes. Standardized

155 scores were used for measures of cognitive ability and executive function. Statistical analysis
156 was performed using simple linear models implemented using the stats R package (R Core
157 Team, 2008). All models adjusted for age and sex. Comparison of the adaptive behavior profile
158 in 3q29del to other disorders was performed using one-sample t-tests implemented using the
159 stats R package (R Core Team, 2008). Data visualization was performed using the plotly R
160 package (Sievert et al., 2017).

161 **Results**

162 *Vineland-3 performance in 3q29del*

163 Standardized scores on the Vineland-3 are normally distributed, with a mean of 100 and
164 a standard deviation of 15. On average, participants with 3q29del scored substantially lower
165 than the population mean on the Vineland-3 ABC (3q29del mean = 73.91 ± 13.68 ; Figure 1). Of
166 the four domain scores, individuals with 3q29del had relatively stronger performance on the
167 Motor Skills domain (3q29del mean = 77.58 ± 16.23 ; Figure 1). Participants with 3q29del
168 experience the most severe deficit in the DLS domain, with mean scores approaching the clinical
169 cutoff of two standard deviations below the population mean (3q29del mean = 72.50 ± 18.08 ;
170 Figure 1). Study participants scored approximately 1.5-1.75 standard deviations below the
171 population mean on the Communication and Socialization domains (Communication = $74.16 \pm$
172 15.42 , Socialization = 75.66 ± 17.34 ; Figure 1).

173 To determine whether the domain-level deficits in adaptive behavior are driven by
174 specific challenges versus global deficits, we examined the Vineland-3 subdomains. The
175 subdomains are scored on a v-scale with a mean of 15 and a standard deviation of 3. Within
176 each domain, participants with 3q29del performed relatively consistently across subdomains,

177 with no specific deficits apparent (Figure S1). On average, all subdomain scores were lower than
178 the population mean of 15. Within the Communication domain, individuals with 3q29del had
179 relatively stronger performance on the Expressive Communication subdomain (3q29del mean =
180 11.72 ± 2.57 ; Figure S1A) and the most severe deficit on the Written Communication
181 subdomain (3q29del mean = 9.63 ± 3.82 ; Figure S1A), with an intermediate deficit on the
182 Receptive Communication subdomain (3q29del mean = 10.97 ± 3.35 ; Figure S1A). Within the
183 Socialization domain, individuals with 3q29del had relatively stronger performance on the Play
184 and Leisure subdomain (3q29del mean = 11.25 ± 3.28 ; Figure S1B), and comparable deficits on
185 the Interpersonal Relationships and Coping Skills subdomains (Interpersonal Relationships =
186 10.34 ± 3.50 , Coping Skills = 10.84 ± 3.47 ; Figure S1B). Within the DLS domain, individuals with
187 3q29del scored consistently across all subdomains (Personal = 10.28 ± 3.80 , Domestic = $10.06 \pm$
188 3.72 , Community = 10.25 ± 4.04 ; Figure S1C). Within the Motor Skills domain, participants with
189 3q29del scored consistently across both subdomains, with slightly better performance on the
190 Gross Motor subdomain (3q29del mean = 11.08 ± 3.48 ; Figure S1D) compared to the Fine
191 Motor subdomain (3q29del mean = 10.83 ± 3.19 ; Figure S1D). Together, these data demonstrate
192 significant deficits in adaptive behavior in individuals with 3q29del. Further, deficits in adaptive
193 behavior are due to global challenges, rather than severe deficits in specific areas.

194 *Vineland-3 performance is associated with increasing number of comorbid diagnoses*

195 The 3q29 deletion is associated with substantially elevated risk for ASD and SZ (Kirov et
196 al., 2012, Marshall et al., 2017, Szatkiewicz et al., 2014, Mulle, 2015, Mulle et al., 2010, Itsara et
197 al., 2009, Pollak et al., 2019, Sanders et al., 2015), and individuals with 3q29del commonly have
198 mild to moderate ID (Ballif et al., 2008, Cox and Butler, 2015, Willatt et al., 2005, Girirajan et al.,

199 2012, Glassford et al., 2016, Klaiman et al., 2022, Sanchez Russo et al., 2021). Prior work by our
200 team identified previously unreported associations between the 3q29 deletion and
201 graphomotor weakness and ADHD, as well as a staggering degree of neurodevelopmental and
202 neuropsychiatric comorbidity in this population (Klaiman et al., 2022, Murphy et al., 2018,
203 Sanchez Russo et al., 2021). To understand the relationship between adaptive behavior and
204 neurodevelopmental and neuropsychiatric diagnoses, we compared the ABC score between
205 individuals with 3q29del with and without several neurodevelopmental and neuropsychiatric
206 diagnoses common in this population (Figure 2A). The specific diagnoses examined were ASD,
207 ID, graphomotor weakness, anxiety, prodrome/psychosis, enuresis, and ADHD. On average,
208 individuals with a given neurodevelopmental or neuropsychiatric diagnosis scored lower on the
209 ABC than individuals without the diagnosis, with the exception of enuresis (Figure 2A).
210 Individuals with 3q29del and ID had significantly lower ABC scores than individuals with 3q29del
211 and no ID ($p = 0.005$); there were no significant differences for any other diagnoses.

212 Due to the extraordinary neurodevelopmental and neuropsychiatric comorbidity
213 associated with the 3q29 deletion, we explored whether the degree of comorbidity was
214 associated with adaptive behavior. We examined comorbidity among the diagnoses named
215 above: ASD, ID, graphomotor weakness, anxiety, prodrome/psychosis, enuresis, and ADHD.
216 Comorbidity in our study population varied, with one individual with zero comorbid diagnoses
217 and four individuals with five or more diagnoses (Table 1, Figure 2B). Over half of our study
218 participants had two ($n = 9$, 28.13%) or three ($n = 11$, 34.38%) diagnoses. The average ABC score
219 significantly decreased as the number of comorbid diagnoses increased (Figure 2B). Together,
220 these data suggest that while each individual diagnosis may have a small impact on adaptive

221 behavior, the cumulative effect of multiple neurodevelopmental and neuropsychiatric diagnoses
222 is a far stronger risk factor for impaired adaptive function.

223 *Executive function is a better predictor of adaptive behavior than cognitive ability in 3q29del*

224 Given that deficits in adaptive function are one of the diagnostic criteria for ID, adaptive
225 behavior and cognitive ability are typically correlated. As expected, individuals with 3q29del and
226 ID had significantly lower adaptive function than individuals with 3q29del and no ID (Figure 2A).

227 We sought to further explore this relationship by examining the association of adaptive
228 behavior and measures of cognitive ability. We found a significant positive correlation between
229 ABC score and composite IQ ($r^2 = 0.162$, $p = 0.023$; Figure 3A). We also identified a significant
230 positive correlation between the Vineland-3 ABC score and verbal IQ ($r^2 = 0.349$, $p = 0.001$;
231 Figure 3B). Nonverbal IQ and spatial ability as measured by the DAS-II were not associated with
232 ABC score (Figure 3C-D). We also examined the association between the Vineland-3 domain
233 scores and cognitive ability. Scores on the Communication domain were significantly positively
234 associated with verbal IQ ($r^2 = 0.311$, $p = 0.003$), but not composite IQ, nonverbal IQ, or spatial
235 ability (Figure S2A-D). Scores on the Socialization domain were significantly positively associated
236 with composite IQ ($r^2 = 0.231$, $p = 0.049$) and verbal IQ ($r^2 = 0.441$, $p = 0.0004$), but not
237 nonverbal IQ or spatial ability (Figure S2E-H). Scores on the DLS domain were significantly
238 positively associated with composite IQ ($r^2 = 0.182$, $p = 0.007$), verbal IQ ($r^2 = 0.291$, $p = 0.001$),
239 and nonverbal IQ ($r^2 = 0.149$, $p = 0.013$), but not spatial ability (Figure S2I-L). Together these
240 data show that adaptive behavior and cognitive ability are positively correlated in individuals
241 with 3q29del.

242 In addition to mild to moderate ID, prior work by our group found that a majority of
243 individuals with 3q29del have clinically significant executive function deficits (Klaiman et al.,
244 2022, Murphy et al., 2018, Sanchez Russo et al., 2021). A substantial body of work has shown
245 that executive function is also correlated with adaptive behavior, especially in individuals with
246 ASD (Pugliese et al., 2015, Bertollo and Yerys, 2019, Pugliese et al., 2016, Gilotty et al., 2002). In
247 light of the significant executive function deficits and high rate of ASD in individuals with
248 3q29del, we explored the association between adaptive behavior and executive function in our
249 study population. It is important to note that unlike measures of cognitive ability, higher scores
250 on the BRIEF correspond to *more severe* deficits in executive function, and lower scores on the
251 BRIEF correspond to *less severe* deficits. We found a significant negative correlation between
252 ABC score and the Global Executive Composite score from the BRIEF ($r^2 = 0.635$, $p = 1.60E-6$;
253 Figure 3E). This significant negative correlation held true for all domain scores: Communication
254 ($r^2 = 0.706$, $p = 9.68E-8$; Figure S3A), Socialization ($r^2 = 0.500$, $p = 0.0004$; Figure S3B), and DLS
255 ($r^2 = 0.499$, $p = 0.0002$; Figure S3C). These data highlight the significant relationship between
256 adaptive behavior and executive function in individuals with 3q29del, where individuals with
257 better adaptive function also tend to have better-preserved executive function. Further, we
258 found that the magnitude of the correlations was stronger between adaptive behavior and
259 executive function as compared to those between adaptive behavior and cognitive ability,
260 suggesting that executive function may be a better predictor of adaptive behavior within this
261 population.

262 We next aimed to test whether cognitive ability or executive function explained more of
263 the variance in adaptive behavior across the different neurodevelopmental and

264 neuropsychiatric diagnoses. For each diagnosis, as well as for the cumulative number of
265 diagnoses, we fit three regression models: one model adjusting for composite IQ, one model
266 adjusting for the BRIEF Global Executive Composite, and one model adjusting for both
267 composite IQ and the Global Executive Composite. We then compared the proportion of
268 variance in the data explained by each model. As expected, we found that the combined model
269 explained the most variance in ABC score for each diagnosis (Figure 3F). Between the models
270 adjusting for either composite IQ or Global Executive Composite, we found that the models
271 adjusting for Global Executive Composite explained more of the variance in ABC score across all
272 diagnosis groups (Figure 3F). We observed a similar trend for the Communication and
273 Socialization domain scores, with the combined model explaining the most variance in score
274 and the Global Executive Composite model outperforming the composite IQ model (Figure S4A-
275 B). The model performance was more variable for the DLS domain score; the combined model
276 explained the most variance in score for all diagnosis groups, but the performance of the Global
277 Executive Composite and composite IQ models varied between diagnoses (Figure S4C).
278 Together, these data reinforce our finding that executive function is a better predictor of
279 adaptive behavior in individuals with 3q29del and suggest that executive function may mediate
280 the impact of neurodevelopmental and neuropsychiatric diagnoses on adaptive behavior.

281 *Adaptive behavior severity in 3q29del is distinct from other genomic disorders*

282 Adaptive behavior deficits have been identified in multiple genomic disorders with
283 phenotypic similarities to 3q29del, including Fragile X syndrome, 22q11.2 deletion syndrome,
284 and 16p11.2 deletion and duplication syndromes (Klaiman et al., 2014, Hatton et al., 2003,
285 Glaser et al., 2003, Dykens et al., 1996, Butcher et al., 2012, Antshel et al., 2005, Debbané et al.,

286 2006, Gothelf et al., 2007, Fine et al., 2005, Qureshi et al., 2014, Owen et al., 2018, Green
287 Snyder et al., 2016, Hudac et al., 2020, Hanson et al., 2015). We sought to determine whether
288 the profile of adaptive behavior deficits in 3q29del is similar or different from the deficits
289 observed in these other syndromes. We constructed means for each syndrome for the ABC,
290 Communication domain, Socialization domain, and DLS domain, and compared the scores from
291 our cohort of individuals with 3q29del to each syndrome (Table 2). We found that individuals
292 with 3q29del had significantly better performance on the ABC and across all three domains as
293 compared to published data on individuals with Fragile X syndrome (Glaser et al., 2003),
294 indicating that adaptive behavior is better preserved in 3q29del than in Fragile X syndrome.
295 Individuals with 3q29del had significantly higher scores on the ABC and Communication domain
296 as compared to data on 22q11.2 deletion syndrome (Butcher et al., 2012, Antshel et al., 2005,
297 Debbané et al., 2006, Gothelf et al., 2007, Fine et al., 2005), but there was no significant
298 difference on the Socialization or DLS domains. Individuals with 3q29del performed significantly
299 worse on the ABC and all three domain scales as compared to published data on 16p11.2
300 duplication syndrome (Qureshi et al., 2014, Owen et al., 2018, Green Snyder et al., 2016, Hudac
301 et al., 2020), indicating that individuals with 3q29del have a more substantial deficit in adaptive
302 function than individuals with 16p11.2 duplication syndrome. Finally, individuals with 3q29del
303 had significantly lower scores on the ABC, Socialization domain, and DLS domain as compared to
304 data on 16p11.2 deletion syndrome (Qureshi et al., 2014, Owen et al., 2018, Hudac et al., 2020,
305 Hanson et al., 2015), but there was no significant difference on the Communication domain.
306 Together, these data show that the severity of adaptive behavior deficits in 3q29del is distinct
307 from the deficits reported in other genomic disorders; individuals with 3q29del have better-

308 preserved adaptive function than individuals with Fragile X syndrome or 22q11.2 deletion
309 syndrome, but more severe deficits than those reported in individuals with 16p11.2 deletion or
310 duplication syndromes.

311 **Discussion**

312 The present study is the first to explore the nuances of adaptive behavior in individuals
313 with 3q29del. We found that individuals with 3q29del have a substantial deficit in adaptive
314 behavior, with mean scores on the ABC and all domains approximately 1.5-1.75 standard
315 deviations below the population mean. However, individual performance is quite variable, with
316 some individuals scoring at or above the population mean, highlighting the high degree of
317 heterogeneity associated with the 3q29 deletion. Notably, the variability in adaptive function
318 observed in our study subjects with 3q29del is substantially less than the variability in adaptive
319 ability in cohorts of individuals with non-syndromic ASD (Klin et al., 2007), suggesting that the
320 adaptive behavior profile in 3q29del is distinct from idiopathic ASD. Adaptive function was
321 significantly worse in individuals with 3q29del and ID as compared to individuals with 3q29del
322 without ID. Further, as the number of comorbid neurodevelopmental and neuropsychiatric
323 diagnoses increased, the mean ABC score decreased, suggesting that it is the degree of
324 comorbidity, rather than a specific diagnosis, that is more strongly associated with adaptive
325 behavior deficits. Both cognitive ability and executive function were significantly correlated with
326 adaptive behavior, but executive function explained more of the variance in adaptive behavior
327 than cognitive ability. This suggests that executive function, not cognitive ability, may be a
328 better predictor of adaptive behavior in this population. Finally, we found that the degree of

329 adaptive behavior deficits in 3q29del is distinct from that reported in Fragile X syndrome,
330 22q11.2 deletion syndrome, and 16p11.2 deletion and duplication syndromes.

331 Comorbidity is an important consideration when studying complex disorders such as
332 3q29del. The traditional medical model silos treatment of different neurodevelopmental and
333 neuropsychiatric disorders with distinct specialists; however, it is possible that examining the
334 comorbidity itself, rather than the individual diagnoses, may provide insight into complex
335 behaviors such as adaptive ability. Indeed, in our study sample we found that the mean ABC
336 score decreased as the number of comorbid diagnoses increased, suggesting that the degree of
337 comorbidity is a predictor of adaptive function. This relationship between comorbidity and
338 adaptive behavior has also been shown in children with ASD, with symptoms of ADHD, anxiety,
339 and depression increasing in severity as adaptive deficits fall farther below cognitive levels
340 (Kraepel et al., 2017). In addition, children with ASD and comorbid ADHD have significantly worse
341 adaptive function and quality of life than children with ASD alone (Sikora et al., 2012),
342 highlighting the critical need to understand and appreciate comorbidity as a unique risk factor
343 for adverse outcomes.

344 Canonically, adaptive behavior and cognitive ability are closely linked; adaptive behavior
345 is a part of the operational definition of ID (Tassé et al., 2012). Because of the well-established
346 association between the 3q29 deletion and mild to moderate ID (Ballif et al., 2008, Cox and
347 Butler, 2015, Klaiman et al., 2022, Sanchez Russo et al., 2021, Willatt et al., 2005), we examined
348 the relationship between adaptive function and measures of cognitive ability. Consistent with
349 the well-established relationship between adaptive behavior and ID, individuals with 3q29del
350 and ID had significantly lower adaptive scores relative to individuals with 3q29del and no ID.

351 Cognition was positively correlated with adaptive communication, socialization, and daily living
352 skills, demonstrating that individuals with higher IQ tended to also have better-preserved
353 adaptive behavior. Notably, verbal IQ, but not nonverbal IQ or spatial ability, was significantly
354 associated with the overall adaptive composite. This is consistent with prior work by our team
355 suggesting that verbal ability is a driver of overall cognition in individuals with 3q29del (Klaiman
356 et al., 2022). Together, these data confirm an association between adaptive function and
357 cognitive ability in 3q29del.

358 While adaptive behavior has historically been associated with cognitive ability, a growing
359 body of research is identifying significant correlation between adaptive behavior and executive
360 function. Studies of children with ASD, with and without comorbid ID, have identified a
361 relationship between adaptive behavior and executive function, where higher adaptive behavior
362 is associated with better executive function (Pugliese et al., 2015, Pugliese et al., 2016, Bertollo
363 and Yerys, 2019, Gilotty et al., 2002). Not only do executive functioning deficits predict adaptive
364 deficits in ASD, but they are also associated with comorbidities like anxiety and depression
365 (Udhnani et al., 2020, Wallace et al., 2016). The 3q29 deletion is also associated with ASD and
366 clinically significant executive function deficits (Itsara et al., 2009, Pollak et al., 2019, Sanders et
367 al., 2015, Klaiman et al., 2022, Sanchez Russo et al., 2021). We found a significant correlation
368 between adaptive behavior and executive function in our study subjects with 3q29del,
369 consistent with reports from individuals with idiopathic ASD. We also found that executive
370 function explained more of the variance in adaptive behavior than cognitive ability, suggesting
371 that executive function may be a better predictor of adaptive behavior in this population.
372 Interestingly, this finding has also been reported in a study of children with ASD and low IQ

373 (Bertollo and Yerys, 2019). This relationship between executive function and adaptive behavior
374 may be most relevant in populations with mild to moderate ID, like individuals with 3q29del.
375 Additional studies are needed to further describe the relationship between adaptive behavior,
376 executive function, and cognitive ability in this population.

377 To put the adaptive behavior deficits in 3q29del into context, we compared the
378 performance by our study subjects to previously published data on individuals with Fragile X
379 syndrome, 22q11.2 deletion syndrome, and 16p11.2 deletion and duplication syndromes. These
380 genomic disorders all have phenotypic similarities to 3q29del: Fragile X syndrome is associated
381 with ID, ASD, and ADHD (Farzin et al., 2006, Hagerman et al., 2017); 22q11.2 deletion syndrome
382 is associated with ID, ASD, ADHD, anxiety, and SZ (McDonald-McGinn et al., 2015, Swillen and
383 McDonald-McGinn, 2015); 16p11.2 deletion syndrome is associated with ID, ASD, and ADHD
384 (Hanson et al., 2015); and 16p11.2 duplication syndrome is associated with ID, ASD, and SZ
385 (D'Angelo et al., 2016). We found that our study subjects with 3q29del performed better than
386 individuals with Fragile X syndrome on all measures; this is not necessarily surprising, given that
387 the cognitive insult in individuals with Fragile X syndrome is much more severe than that
388 present in individuals with 3q29del (Fragile X mean IQ = 56.06 ± 20.35 , 3q29del mean IQ =
389 73.03 ± 14.18 , $p = 1.40E-7$) (Glaser et al., 2003). Study subjects with 3q29del performed
390 significantly worse than individuals with either 16p11.2 deletion or duplication syndromes; IQ
391 was also significantly lower in our study subjects with 3q29del compared to published data on
392 16p11.2 deletion syndrome (16p11.2 deletion syndrome mean IQ = 83.81 ± 14.81 , 3q29del
393 mean IQ = 73.03 ± 14.18 , $p = 0.0002$) (Qureshi et al., 2014, Owen et al., 2018, Hanson et al.,
394 2015) or 16p11.2 duplication syndrome (16p11.2 duplication syndrome mean IQ = $86.87 \pm$

395 20.98, 3q29del mean IQ = 73.03 ± 14.18 , $p = 4.86E-6$) (Qureshi et al., 2014, Owen et al., 2018,
396 Green Snyder et al., 2016). The adaptive behavior deficit in our study subjects with 3q29del was
397 most similar to that reported in individuals with 22q11.2 deletion syndrome: individuals with
398 3q29del performed significantly better than individuals with 22q11.2 deletion syndrome on the
399 ABC and Communication domain, but there was no difference in performance on the
400 Socialization or DLS domains. Additionally, there was no significant difference in IQ between
401 individuals with 3q29del and 22q11.2 deletion syndrome (22q11.2 deletion syndrome mean IQ
402 = 71.25 ± 11.87 , 3q29del mean IQ = 73.03 ± 14.18 , $p = 0.483$) (Butcher et al., 2012, Antshel et
403 al., 2005, Debbané et al., 2006, Gothelf et al., 2007). Together, these data suggest that the
404 degree of adaptive behavior deficit in 3q29del is distinct from that observed in similar genomic
405 disorders but may be at least partially driven by differences in cognitive ability between these
406 populations. The similarities and differences in adaptive behavior between 3q29del and these
407 other syndromes is an area ripe with potential for future cross-disorder analysis.

408 Adaptive behavior assessments like the Vineland-3 measure an individual's ability to
409 perform age-appropriate tasks (Sparrow et al., 2016). As an individual ages, these tasks become
410 more complex; by adulthood, a person with typical adaptive behavior skills should be able to
411 live and function independently. Thus, deficits in adaptive behavior can be associated with poor
412 adult outcome, particularly in individuals with ASD who have the cognitive capacity to be self-
413 sufficient (Howlin et al., 2014, Alvares et al., 2020), and they can have an adverse effect on
414 quality of life (Simões et al., 2016, Buntinx and Schalock, 2010). Self-sufficiency is critical to
415 quality of life, especially in adulthood; a study of adults with ID found that those adults with
416 better adaptive skills and fewer support needs experienced a higher quality of life (Simões et al.,

417 2016). However, it is important to note that the degree of disability is not an insurmountable
418 hurdle to achieving good quality of life. Rather, quality of life is reached through a combination
419 of an individual's cognitive and adaptive deficits and the age- and ability-appropriate supports
420 that are provided to them (Buntinx and Schalock, 2010). Thus, it is critical to identify adaptive
421 behavior challenges early, especially in high-risk populations such as individuals with 3q29del,
422 so that early interventions and appropriate supports can be provided to improve long-term
423 outcomes and maximize quality of life.

424 The high rate of adaptive behavior deficits in 3q29del emphasizes the need for early
425 intervention in this population. Adaptive skills can be targeted through modalities such as
426 occupational therapy to teach age-appropriate motor and daily living skills (Reed and
427 Sanderson, 1999), which is a common component of many early intervention programs.
428 Moreover, we found that the Written Communication subdomain is a relative weakness in
429 individuals with 3q29del, which measures reading and writing skills. This is consistent with prior
430 work by our team identifying significant deficits in visual-motor integration, particularly motor
431 coordination and graphomotor abilities, in this population (Sanchez Russo et al., 2021, Pollak et
432 al., 2022a), highlighting the need for fostering writing skills. Additionally, we have reported that
433 individuals with 3q29del have relatively well-preserved expressive and social communication
434 skills (Pollak et al., 2022b, Pollak et al., 2019); thus, communication-focused interventions
435 should leverage these relative strengths.

436 Executive function is another modality in this population that could be targeted for
437 treatment. Because executive function is highly correlated with adaptive behavior in individuals
438 with 3q29del, this is an area of therapeutic intervention that could yield substantial

439 improvements in day-to-day function. There have been multiple studies showing that
440 therapeutic coaching can improve executive functioning in older adolescents and young adults
441 (Parker and Boutelle, 2009, Goudreau and Knight, 2018, Franklin and Franklin, 2012). In younger
442 children, integrative mind-body training, a mindfulness-based intervention, has been shown to
443 improve executive function in children as young as 4 years of age (Tang et al., 2012), and the
444 Unstuck and On Target Program is a widely used evidenced-based practice to foster executive
445 functioning skills in children on the autism spectrum (Kenworthy et al., 2014). These data
446 emphasize the malleable nature of executive function across the lifespan; integrating some of
447 these targeted interventions for executive function into early intervention programs for
448 individuals with 3q29del may be an extremely fruitful therapeutic avenue.

449 While this is the first detailed study of adaptive behavior in individuals with 3q29del, it is
450 not without limitations. First, due to our small sample size our analyses were exploratory.
451 Therefore, it will be critical to replicate our findings in a larger cohort of individuals with
452 3q29del. We were also unable to assess the effects of race and ethnicity on adaptive function,
453 as our present sample is overwhelmingly white and non-Hispanic. Ongoing efforts to expand
454 study recruitment to more underrepresented minorities will improve our ascertainment, and
455 future studies will ideally have a more representative study sample. Finally, the majority of our
456 study subjects were children (mean age = 14.5 ± 8.3 years); as such, most have not yet passed
457 the age at onset for SZ and related psychotic disorders. It would be beneficial to expand subject
458 recruitment to older adults that have passed the age at onset for these disorders to truly
459 understand the relationship between psychosis and adaptive behavior in this population.

460 The present study is the first to examine details of adaptive behavior in individuals with
461 3q29del. We identified significant deficits in global adaptive behavior, as well as in specific areas
462 of communication, socialization, daily living skills, and motor development. The deficits
463 observed were relatively consistent across domains and subdomains, with no specific areas of
464 relative weakness or strength, which is distinct from other neurodevelopmental disorders such
465 as idiopathic ASD. We found that executive function, not cognitive ability, was a better correlate
466 of adaptive behavior in our study subjects; because executive function is a malleable skill, this is
467 a promising area for therapeutic intervention. Based on these data and previous work by our
468 team, we recommend that all individuals with 3q29del should be evaluated for adaptive
469 behavior deficits, so that any challenges can be identified and diagnosed as early as possible.
470 Early diagnosis followed by early intervention in this population is a promising avenue to
471 improved long-term outcomes, quality of life, and ability to function independently.

472
473
474
475
476
477
478
479
480
481
482
483
484
485
486
487
488
489
490
491
492
493
494
495
496
497
498
499
500
501
502
503
504
505
506
507
508
509
510
511
512
513
514

References

- ALVARES, G. A., BEBBINGTON, K., CLEARY, D., EVANS, K., GLASSON, E. J., MAYBERY, M. T., PILLAR, S., ULJAREVIĆ, M., VARCIN, K. & WRAY, J. 2020. The misnomer of 'high functioning autism': Intelligence is an imprecise predictor of functional abilities at diagnosis. *Autism*, 24, 221-232.
- AMERICAN PSYCHIATRIC ASSOCIATION 2013. *Diagnostic and statistical manual of mental disorders*.
- ANTSHEL, K. M., ABDULSABUR, N., ROIZEN, N., FREMONT, W. & KATES, W. R. 2005. Sex differences in cognitive functioning in velocardiofacial syndrome (VCFs). *Developmental Neuropsychology*, 28, 849-869.
- BALLIF, B. C., THEISEN, A., COPPINGER, J., GOWANS, G. C., HERSH, J. H., MADAN-KHETARPAL, S., SCHMIDT, K. R., TERVO, R., ESCOBAR, L. F., FRIEDRICH, C. A., MCDONALD, M., CAMPBELL, L., MING, J. E., ZACKAI, E. H., BEJJANI, B. A. & SHAFFER, L. G. 2008. Expanding the clinical phenotype of the 3q29 microdeletion syndrome and characterization of the reciprocal microduplication. *Molecular Cytogenetics*, 1, 8.
- BERTOLLO, J. R. & YERYS, B. E. 2019. More Than IQ: Executive Function Explains Adaptive Behavior Above and Beyond Nonverbal IQ in Youth With Autism and Lower IQ. *American Journal on Intellectual and Developmental Disabilities*, 124, 191-205.
- BÖLTE, S. & POUSTKA, F. 2002. The relation between general cognitive level and adaptive behavior domains in individuals with autism with and without co-morbid mental retardation. *Child psychiatry and human development*, 33, 165-172.
- BUNTINX, W. H. E. & SCHALOCK, R. L. 2010. Models of Disability, Quality of Life, and Individualized Supports: Implications for Professional Practice in Intellectual Disability. *Journal of Policy and Practice in Intellectual Disabilities*, 7, 283-294.
- BUTCHER, N. J., CHOW, E. W. C., COSTAIN, G., KARAS, D., HO, A. & BASSETT, A. S. 2012. Functional outcomes of adults with 22q11.2 deletion syndrome. *Genetics in Medicine*, 14, 836-843.
- CARTER, A. S., VOLKMAR, F. R., SPARROW, S. S., WANG, J.-J., LORD, C., DAWSON, G., FOMBONNE, E., LOVELAND, K., MESIBOV, G. & SCHOPLER, E. 1998. The Vineland Adaptive Behavior Scales: supplementary norms for individuals with autism. *Journal of autism and developmental disorders*, 28, 287-302.
- COX, D. M. & BUTLER, M. G. 2015. A clinical case report and literature review of the 3q29 microdeletion syndrome. *Clinical dysmorphology*, 24, 89-94.
- D'ANGELO, D., LEBON, S., CHEN, Q., MARTIN-BREVET, S., SNYDER, L. G., HIPPOLYTE, L., HANSON, E., MAILLARD, A. M., FAUCETT, W. A., MACE, A., PAIN, A., BERNIER, R., CHAWNER, S. J., DAVID, A., ANDRIEUX, J., AYLWARD, E., BAUJAT, G., CALDEIRA, I., CONUS, P., FERRARI, C., FORZANO, F., GERARD, M., GOIN-KOCHEL, R. P., GRANT, E., HUNTER, J. V., ISIDOR, B., JACQUETTE, A., JONCH, A. E., KEREN, B., LACOMBE, D., LE CAIGNEC, C., MARTIN, C. L., MANNIK, K., METSPALU, A., MIGNOT, C., MUKHERJEE, P., OWEN, M. J., PASSEGGGERI, M., ROORYCK-THAMBO, C., ROSENFELD, J. A., SPENCE, S. J., STEINMAN, K. J., TJERNAGEL, J., VAN HAELEST, M., SHEN, Y., DRAGANSKI, B., SHERR, E. H., LEDBETTER, D. H., VAN DEN BREE, M. B., BECKMANN, J. S., SPIRO, J. E., REYMOND, A., JACQUEMONT, S. & CHUNG, W.

- 515 K. 2016. Defining the Effect of the 16p11.2 Duplication on Cognition, Behavior, and
516 Medical Comorbidities. *JAMA Psychiatry*, 73, 20-30.
- 517 DEBBANÉ, M., GLASER, B., DAVID, M. K., FEINSTEIN, C. & ELIEZ, S. 2006. Psychotic symptoms in
518 children and adolescents with 22q11. 2 deletion syndrome: neuropsychological and
519 behavioral implications. *Schizophrenia research*, 84, 187-193.
- 520 DYKENS, E., ORT, S., COHEN, I., FINUCANE, B., SPIRIDIGLIOZZI, G., LACHIEWICZ, A., REISS, A.,
521 FREUND, L., HAGERMAN, R. & O'CONNOR, R. 1996. Trajectories and profiles of adaptive
522 behavior in males with fragile X syndrome: Multicenter studies. *Journal of Autism and*
523 *Developmental Disorders*, 26, 287-301.
- 524 DYKENS, E. M., HODAPP, R. M., WALSH, K. & NASH, L. J. 1992. Adaptive and Maladaptive
525 Behavior in Prader-Willi Syndrome. *Journal of the American Academy of Child &*
526 *Adolescent Psychiatry*, 31, 1131-1136.
- 527 ELLIOTT, C. D., MURRAY, G. & PEARSON, L. 1990. Differential ability scales. *San Antonio, Texas.*
- 528 FARZIN, F., PERRY, H., HESSL, D., LOESCH, D., COHEN, J., BACALMAN, S., GANE, L., TASSONE, F.,
529 HAGERMAN, P. & HAGERMAN, R. 2006. Autism Spectrum Disorders and Attention-
530 Deficit/Hyperactivity Disorder in Boys with the Fragile X Premutation. *Journal of*
531 *Developmental & Behavioral Pediatrics*, 27, S137-S144.
- 532 FENTON, G., D'ARDIA, C., VALENTE, D., DEL VECCHIO, I., FABRIZI, A. & BERNABEI, P. 2003.
533 Vineland adaptive behavior profiles in children with autism and moderate to severe
534 developmental delay. *Autism*, 7, 269-287.
- 535 FINE, S. E., WEISSMAN, A., GERDES, M., PINTO-MARTIN, J., ZACKAI, E. H., MCDONALD-MCGINN,
536 D. M. & EMANUEL, B. S. 2005. Autism spectrum disorders and symptoms in children with
537 molecularly confirmed 22q11.2 deletion syndrome. *Journal of Autism and*
538 *Developmental Disorders*, 35, 461-470.
- 539 FRANKLIN, J. & FRANKLIN, A. 2012. The long-term independently assessed benefits of coaching:
540 A controlled 18-month follow-up study of two methods. *International Coaching*
541 *Psychology Review*, 7, 33-38.
- 542 GILOTTY, L., KENWORTHY, L., SIRIAN, L., BLACK, D. O. & WAGNER, A. E. 2002. Adaptive Skills and
543 Executive Function in Autism Spectrum Disorders. *Child Neuropsychology*, 8, 241-248.
- 544 GIOIA, G., ISQUITH, P., GUY, S. & KENWORTHY, L. 2015. *Behavior Rating Inventory of Executive*
545 *Function, Second Edition (BRIEF2)*. Lutz, FL, PAR Inc.
- 546 GIRIRAJAN, S., ROSENFELD, J. A., COE, B. P., PARIKH, S., FRIEDMAN, N., GOLDSTEIN, A., FILIPINK,
547 R. A., MCCONNELL, J. S., ANGLE, B. & MESCHINO, W. S. 2012. Phenotypic heterogeneity
548 of genomic disorders and rare copy-number variants. *New England Journal of Medicine*,
549 367, 1321-1331.
- 550 GLASER, B., HESSL, D., DYER-FRIEDMAN, J., JOHNSTON, C., WISBECK, J., TAYLOR, A. & REISS, A.
551 2003. Biological and environmental contributions to adaptive behavior in fragile X
552 syndrome. *American Journal of Medical Genetics Part A*, 117, 21-29.
- 553 GLASSFORD, M. R., ROSENFELD, J. A., FREEDMAN, A. A., ZWICK, M. E., MULLE, J. G. & UNIQUE
554 RARE CHROMOSOME DISORDER SUPPORT, G. 2016. Novel features of 3q29 deletion
555 syndrome: Results from the 3q29 registry. *American Journal of Medical Genetics. Part A*,
556 170A, 999-1006.

- 557 GOTHELF, D., FEINSTEIN, C., THOMPSON, T., GU, E., PENNIMAN, L., VAN STONE, E., KWON, H.,
558 ELIEZ, S. & REISS, A. L. 2007. Risk factors for the emergence of psychotic disorders in
559 adolescents with 22q11.2 deletion syndrome. *Am J Psychiatry*, 164, 663-9.
- 560 GOUDREAU, S. B. & KNIGHT, M. 2018. Executive Function Coaching: Assisting With Transitioning
561 From Secondary to Postsecondary Education. *Journal of Attention Disorders*, 22, 379-
562 387.
- 563 GREEN SNYDER, L., D'ANGELO, D., CHEN, Q., BERNIER, R., GOIN-KOCHEL, R. P., WALLACE, A. S.,
564 GERDTS, J., KANNE, S., BERRY, L., BLASKEY, L., KUSCHNER, E., ROBERTS, T., SHERR, E.,
565 MARTIN, C. L., LEDBETTER, D. H., SPIRO, J. E., CHUNG, W. K. & HANSON, E. 2016. Autism
566 Spectrum Disorder, Developmental and Psychiatric Features in 16p11.2 Duplication. *J*
567 *Autism Dev Disord*, 46, 2734-48.
- 568 HAGERMAN, R. J., BERRY-KRAVIS, E., HAZLETT, H. C., BAILEY, D. B., MOINE, H., KOOY, R. F.,
569 TASSONE, F., GANTOIS, I., SONENBERG, N., MANDEL, J. L. & HAGERMAN, P. J. 2017.
570 Fragile X syndrome. *Nature Reviews Disease Primers*, 3, 17065.
- 571 HANSON, E., BERNIER, R., PORCHE, K., JACKSON, F. I., GOIN-KOCHEL, R. P., SNYDER, L. G., SNOW,
572 A. V., WALLACE, A. S., CAMPE, K. L. & ZHANG, Y. 2015. The cognitive and behavioral
573 phenotype of the 16p11.2 deletion in a clinically ascertained population. *Biological*
574 *psychiatry*, 77, 785-793.
- 575 HATTON, D. D., WHEELER, A. C., SKINNER, M. L., BAILEY, D. B., SULLIVAN, K. M., ROBERTS, J. E.,
576 MIRRETT, P. & CLARK, R. D. 2003. Adaptive behavior in children with fragile X syndrome.
577 *American Journal on Mental Retardation*, 108, 373-390.
- 578 HOWLIN, P., SAVAGE, S., MOSS, P., TEMPIER, A. & RUTTER, M. 2014. Cognitive and language
579 skills in adults with autism: a 40-year follow-up. *J Child Psychol Psychiatry*, 55, 49-58.
- 580 HUDAC, C. M., BOVE, J., BARBER, S., DUYZEND, M., WALLACE, A., MARTIN, C. L., LEDBETTER, D.
581 H., HANSON, E., GOIN-KOCHEL, R. P. & GREEN-SNYDER, L. 2020. Evaluating heterogeneity
582 in ASD symptomatology, cognitive ability, and adaptive functioning among 16p11.2 CNV
583 carriers. *Autism Research*, 13, 1300-1310.
- 584 ITSARA, A., COOPER, G. M., BAKER, C., GIRIRAJAN, S., LI, J., ABSHER, D., KRAUSS, R. M., MYERS,
585 R. M., RIDKER, P. M., CHASMAN, D. I., MEFFORD, H., YING, P., NICKERSON, D. A. &
586 EICHLER, E. E. 2009. Population analysis of large copy number variants and hotspots of
587 human genetic disease. *American Journal of Human Genetics*, 84, 148-161.
- 588 KANNE, S. M., GERBER, A. J., QUIRMBACH, L. M., SPARROW, S. S., CICCETTI, D. V. & SAULNIER,
589 C. A. 2011. The Role of Adaptive Behavior in Autism Spectrum Disorders: Implications for
590 Functional Outcome. *Journal of Autism and Developmental Disorders*, 41, 1007-1018.
- 591 KENDALL, K. M., REES, E., ESCOTT-PRICE, V., EINON, M., THOMAS, R., HEWITT, J., O'DONOVAN,
592 M. C., OWEN, M. J., WALTERS, J. T. R. & KIROV, G. 2017. Cognitive Performance Among
593 Carriers of Pathogenic Copy Number Variants: Analysis of 152,000 UK Biobank Subjects.
594 *Biol Psychiatry*, 82, 103-110.
- 595 KENWORTHY, L., ANTHONY, L. G., NAIMAN, D. Q., CANNON, L., WILLS, M. C., LUONG-TRAN, C.,
596 WERNER, M. A., ALEXANDER, K. C., STRANG, J., BAL, E., SOKOLOFF, J. L. & WALLACE, G. L.
597 2014. Randomized controlled effectiveness trial of executive function intervention for
598 children on the autism spectrum. *J Child Psychol Psychiatry*, 55, 374-83.
- 599 KIROV, G., POCKLINGTON, A. J., HOLMANS, P., IVANOV, D., IKEDA, M., RUDERFER, D., MORAN, J.,
600 CHAMBERT, K., TONCHEVA, D., GEORGIEVA, L., GROZEVA, D., FJODOROVA, M.,

601 WOLLERTON, R., REES, E., NIKOLOV, I., VAN DE LAGEMAAT, L. N., BAYÉS, A., FERNANDEZ,
602 E., OLASON, P. I., BÖTTCHER, Y., KOMIYAMA, N. H., COLLINS, M. O., CHOUDHARY, J.,
603 STEFANSSON, K., STEFANSSON, H., GRANT, S. G., PURCELL, S., SKLAR, P., O'DONOVAN, M.
604 C. & OWEN, M. J. 2012. De novo CNV analysis implicates specific abnormalities of
605 postsynaptic signalling complexes in the pathogenesis of schizophrenia. *Mol Psychiatry*,
606 17, 142-53.

607 KLAIMAN, C., QUINTIN, E.-M., JO, B., LIGHTBODY, A. A., HAZLETT, H. C., PIVEN, J., HALL, S. S. &
608 REISS, A. L. 2014. Longitudinal profiles of adaptive behavior in fragile X syndrome.
609 *Pediatrics*, 134, 315-324.

610 KLAIMAN, C., WHITE, S. P., SAULNIER, C., MURPHY, M., BURRELL, L., CUBELLS, J., WALKER, E. &
611 MULLE, J. G. 2022. A distinct cognitive profile in individuals with 3q29 deletion
612 syndrome. *J Intellect Disabil Res*.

613 KLIN, A., SAULNIER, C. A., SPARROW, S. S., CICCHETTI, D. V., VOLKMAR, F. R. & LORD, C. 2007.
614 Social and communication abilities and disabilities in higher functioning individuals with
615 autism spectrum disorders: the Vineland and the ADOS. *J Autism Dev Disord*, 37, 748-59.

616 KRAPER, C. K., KENWORTHY, L., POPAL, H., MARTIN, A. & WALLACE, G. L. 2017. The Gap
617 Between Adaptive Behavior and Intelligence in Autism Persists into Young Adulthood
618 and is Linked to Psychiatric Co-morbidities. *J Autism Dev Disord*, 47, 3007-3017.

619 MARSHALL, C. R., HOWRIGAN, D. P., MERICCO, D., THIRUVAHINDRAPURAM, B., WU, W., GREER,
620 D. S., ANTAKI, D., SHETTY, A., HOLMANS, P. A., PINTO, D., GUJRAL, M., BRANDLER, W. M.,
621 MALHOTRA, D., WANG, Z., FAJARADO, K. V. F., MAILE, M. S., RIPKE, S., AGARTZ, I., ALBUS,
622 M., ALEXANDER, M., AMIN, F., ATKINS, J., BACANU, S. A., BELLIVEAU, R. A., BERGEN, S. E.,
623 BERTALAN, M., BEVILACQUA, E., BIGDELI, T. B., BLACK, D. W., BRUGGEMAN, R.,
624 BUCCOLA, N. G., BUCKNER, R. L., BULIK-SULLIVAN, B., BYERLEY, W., CAHN, W., CAI, G.,
625 CAIRNS, M. J., CAMPION, D., CANTOR, R. M., CARR, V. J., CARRERA, N., CATTS, S. V.,
626 CHAMBERT, K. D., CHENG, W., CLONINGER, C. R., COHEN, D., CORMICAN, P., CRADDOCK,
627 N., CRESPO-FACORRO, B., CROWLEY, J. J., CURTIS, D., DAVIDSON, M., DAVIS, K. L.,
628 DEGENHARDT, F., DEL FAVERO, J., DELISI, L. E., DIKEOS, D., DINAN, T., DJUROVIC, S.,
629 DONOHOE, G., DRAPEAU, E., DUAN, J., DUDBRIDGE, F., EICHHAMMER, P., ERIKSSON, J.,
630 ESCOTT-PRICE, V., ESSIUX, L., FANOUS, A. H., FARH, K.-H., FARRELL, M. S., FRANK, J.,
631 FRANKE, L., FREEDMAN, R., FREIMER, N. B., FRIEDMAN, J. I., FORSTNER, A. J., FROMER,
632 M., GENOVESE, G., GEORGIEVA, L., GERSHON, E. S., GIEGLING, I., GIUSTI-RODRÍGUEZ, P.,
633 GODARD, S., GOLDSTEIN, J. I., GRATTEN, J., DE HAAN, L., HAMSHERE, M. L., HANSEN, M.,
634 HANSEN, T., HAROUTUNIAN, V., HARTMANN, A. M., HENSKENS, F. A., HERMS, S.,
635 HIRSCHHORN, J. N., HOFFMANN, P., HOFMAN, A., HUANG, H., IKEDA, M., JOA, I.,
636 KÄHLER, A. K., et al. 2017. Contribution of copy number variants to schizophrenia from a
637 genome-wide study of 41,321 subjects. *Nature Genetics*, 49, 27-35.

638 MCDONALD-MCGINN, D. M., SULLIVAN, K. E., MARINO, B., PHILIP, N., SWILLEN, A., VORSTMAN,
639 J. A., ZACKAI, E. H., EMANUEL, B. S., VERMEESCH, J. R., MORROW, B. E., SCAMBLER, P. J.
640 & BASSETT, A. S. 2015. 22q11.2 deletion syndrome. *Nat Rev Dis Primers*, 1, 15071.

641 MULLE, J. G. 2015. The 3q29 deletion confers >40-fold increase in risk for schizophrenia.
642 *Molecular Psychiatry*, 20, 1028-1029.

643 MULLE, J. G., DODD, A. F., MCGRATH, J. A., WOLYNIEC, P. S., MITCHELL, A. A., SHETTY, A. C.,
644 SOBREIRA, N. L., VALLE, D., RUDD, M. K., SATTEN, G., CUTLER, D. J., PULVER, A. E. &

- 645 WARREN, S. T. 2010. Microdeletions of 3q29 confer high risk for schizophrenia. *American*
646 *Journal of Human Genetics*, 87, 229-236.
- 647 MURPHY, M. M., LINDSEY BURRELL, T., CUBELLS, J. F., ESPANA, R. A., GAMBELLO, M. J., GOINES,
648 K. C. B., KLAIMAN, C., LI, L., NOVACEK, D. M., PAPETTI, A., SANCHEZ RUSSO, R. L.,
649 SAULNIER, C. A., SHULTZ, S., WALKER, E. & MULLE, J. G. 2018. Study protocol for The
650 Emory 3q29 Project: evaluation of neurodevelopmental, psychiatric, and medical
651 symptoms in 3q29 deletion syndrome. *BMC Psychiatry*, 18, 183.
- 652 OWEN, J. P., BUKSHUPUN, P., POJMAN, N., THIEU, T., CHEN, Q., LEE, J., D'ANGELO, D., GLENN, O.
653 A., HUNTER, J. V. & BERMAN, J. I. 2018. Brain MR imaging findings and associated
654 outcomes in carriers of the reciprocal copy number variation at 16p11. 2. *Radiology*, 286,
655 217-226.
- 656 PARKER, D. R. & BOUTELLE, K. 2009. Executive function coaching for college students with
657 learning disabilities and ADHD: A new approach for fostering self-determination.
658 *Learning Disabilities Research & Practice*, 24, 204-215.
- 659 PETERS, S., BEAUDET, A., MADDURI, N. & BACINO, C. 2004. Autism in Angelman syndrome:
660 implications for autism research. *Clinical genetics*, 66, 530-536.
- 661 POLLAK, R. M., BURRELL, T. L., CUBELLS, J. F., KLAIMAN, C., MURPHY, M. M., SAULNIER, C. A.,
662 WALKER, E. F., WHITE, S. P. & MULLE, J. G. 2022a. Visual-motor integration deficits in
663 3q29 deletion syndrome. *bioRxiv*, 2022.09.15.508134.
- 664 POLLAK, R. M., MURPHY, M. M., EPSTEIN, M. P., ZWICK, M. E., KLAIMAN, C., SAULNIER, C. A.,
665 THE EMORY 3Q29 PROJECT & MULLE, J. G. 2019. Neuropsychiatric phenotypes and a
666 distinct constellation of ASD features in 3q29 deletion syndrome: results from the 3q29
667 registry. *Molecular Autism*, 10, 30.
- 668 POLLAK, R. M., PINCUS, J. E., BURRELL, T. L., CUBELLS, J. F., KLAIMAN, C., MURPHY, M. M.,
669 SAULNIER, C. A., WALKER, E. F., WHITE, S. P. & MULLE, J. G. 2022b. Autism spectrum
670 disorder symptom expression in individuals with 3q29 deletion syndrome. *Molecular*
671 *Autism*, 13, 50.
- 672 PUGLIESE, C. E., ANTHONY, L., STRANG, J. F., DUDLEY, K., WALLACE, G. L. & KENWORTHY, L. 2015.
673 Increasing Adaptive Behavior Skill Deficits From Childhood to Adolescence in Autism
674 Spectrum Disorder: Role of Executive Function. *Journal of Autism and Developmental*
675 *Disorders*, 45, 1579-1587.
- 676 PUGLIESE, C. E., ANTHONY, L. G., STRANG, J. F., DUDLEY, K., WALLACE, G. L., NAIMAN, D. Q. &
677 KENWORTHY, L. 2016. Longitudinal Examination of Adaptive Behavior in Autism
678 Spectrum Disorders: Influence of Executive Function. *Journal of Autism and*
679 *Developmental Disorders*, 46, 467-477.
- 680 QURESHI, A. Y., MUELLER, S., SNYDER, A. Z., MUKHERJEE, P., BERMAN, J. I., ROBERTS, T. P.,
681 NAGARAJAN, S. S., SPIRO, J. E., CHUNG, W. K. & SHERR, E. H. 2014. Opposing brain
682 differences in 16p11. 2 deletion and duplication carriers. *Journal of Neuroscience*, 34,
683 11199-11211.
- 684 R CORE TEAM 2008. R: A language and environment for statistical computing. *R Foundation for*
685 *Statistical Computing, Vienna, Austria*.
- 686 REED, K. L. & SANDERSON, S. N. 1999. *Concepts of occupational therapy*, Lippincott Williams &
687 Wilkins.

- 688 ROTH, R. M. & GIOIA, G. A. 2005. *Behavior rating inventory of executive function--adult version*,
689 Psychological Assessment Resources Lutz, FL.
- 690 SANCHEZ RUSSO, R., GAMBELLO, M. J., MURPHY, M. M., ABERIZK, K., BLACK, E., BURRELL, T. L.,
691 CARLOCK, G., CUBELLS, J. F., EPSTEIN, M. T., ESPANA, R., GOINES, K., GUEST, R. M.,
692 KLAIMAN, C., KOH, S., LESLIE, E. J., LI, L., NOVACEK, D. M., SAULNIER, C. A., SEFIK, E.,
693 SHULTZ, S., WALKER, E., WHITE, S. P. & MULLE, J. G. 2021. Deep phenotyping in 3q29
694 deletion syndrome: recommendations for clinical care. *Genet Med*, 23, 872-880.
- 695 SANDERS, S. J., HE, X., WILLSEY, A. J., ERCAN-SENCICEK, A. G., SAMOCHA, K. E., CICEK, A. E.,
696 MURTHA, M. T., BAL, V. H., BISHOP, S. L., DONG, S., GOLDBERG, A. P., JINLU, C., KEANEY, J.
697 F., 3RD, KLEI, L., MANDELL, J. D., MORENO-DE-LUCA, D., POULTNEY, C. S., ROBINSON, E.
698 B., SMITH, L., SOLLI-NOWLAN, T., SU, M. Y., TERAN, N. A., WALKER, M. F., WERLING, D.
699 M., BEAUDET, A. L., CANTOR, R. M., FOMBONNE, E., GESCHWIND, D. H., GRICE, D. E.,
700 LORD, C., LOWE, J. K., MANE, S. M., MARTIN, D. M., MORROW, E. M., TALKOWSKI, M. E.,
701 SUTCLIFFE, J. S., WALSH, C. A., YU, T. W., AUTISM SEQUENCING, C., LEDBETTER, D. H.,
702 MARTIN, C. L., COOK, E. H., BUXBAUM, J. D., DALY, M. J., DEVLIN, B., ROEDER, K. & STATE,
703 M. W. 2015. Insights into Autism Spectrum Disorder Genomic Architecture and Biology
704 from 71 Risk Loci. *Neuron*, 87, 1215-1233.
- 705 SIEVERT, C., PARMER, C., HOCKING, T., CHAMBERLAIN, S., RAM, K., CORVELLEC, M. & DESPOUY,
706 P. 2017. plotly: Create Interactive Web Graphics via 'plotly.js'. *R package version 4.6.0*.
- 707 SIKORA, D. M., VORA, P., COURY, D. L. & ROSENBERG, D. 2012. Attention-deficit/hyperactivity
708 disorder symptoms, adaptive functioning, and quality of life in children with autism
709 spectrum disorder. *Pediatrics*, 130, S91-S97.
- 710 SIMÕES, C., SANTOS, S., BISCAIA, R. & THOMPSON, J. R. 2016. Understanding the Relationship
711 between Quality of Life, Adaptive Behavior and Support Needs. *Journal of*
712 *Developmental and Physical Disabilities*, 28, 849-870.
- 713 SPARROW, S., CICCETTI, D. & SAULNIER, C. 2016. Vineland adaptive behavior scales—Third
714 edition (Vineland-3). *Circle Pines, MN: American Guidance Service*.
- 715 STEFANSSON, H., MEYER-LINDENBERG, A., STEINBERG, S., MAGNUSDOTTIR, B., MORGEN, K.,
716 ARNARSDOTTIR, S., BJORNSDOTTIR, G., WALTERS, G. B., JONSDOTTIR, G. A., DOYLE, O.
717 M., TOST, H., GRIMM, O., KRISTJANSDOTTIR, S., SNORRASON, H., DAVIDSDOTTIR, S. R.,
718 GUDMUNDSSON, L. J., JONSSON, G. F., STEFANSDOTTIR, B., HELGADOTTIR, I.,
719 HARALDSSON, M., JONSDOTTIR, B., THYGESEN, J. H., SCHWARZ, A. J., DIDRIKSEN, M.,
720 STENSBØL, T. B., BRAMMER, M., KAPUR, S., HALLDORSSON, J. G., HREIDARSSON, S.,
721 SAEMUNDSEN, E., SIGURDSSON, E. & STEFANSSON, K. 2014. CNVs conferring risk of
722 autism or schizophrenia affect cognition in controls. *Nature*, 505, 361-366.
- 723 SWILLEN, A. & MCDONALD-MCGINN, D. 2015. Developmental trajectories in 22q11.2 deletion
724 syndrome. *American Journal of Medical Genetics Part C: Seminars in Medical Genetics*,
725 169, 172-181.
- 726 SZATKIEWICZ, J. P., O'DUSHLAINE, C., CHEN, G., CHAMBERT, K., MORAN, J. L., NEALE, B. M.,
727 FROMER, M., RUDERFER, D., AKTERIN, S., BERGEN, S. E., KÄHLER, A., MAGNUSSON, P. K.
728 E., KIM, Y., CROWLEY, J. J., REES, E., KIROV, G., O'DONOVAN, M. C., OWEN, M. J.,
729 WALTERS, J., SCOLNICK, E., SKLAR, P., PURCELL, S., HULTMAN, C. M., MCCARROLL, S. A. &
730 SULLIVAN, P. F. 2014. Copy number variation in schizophrenia in Sweden. *Molecular*
731 *Psychiatry*, 19, 762.

- 732 TANG, Y. Y., YANG, L., LEVE, L. D. & HAROLD, G. T. 2012. Improving executive function and its
733 neurobiological mechanisms through a mindfulness-based intervention: Advances within
734 the field of developmental neuroscience. *Child development perspectives*, 6, 361-366.
- 735 TASSÉ, M. J., SCHALOCK, R. L., BALBONI, G., BERSANI JR, H., BORTHWICK-DUFFY, S. A., SPREAT,
736 S., THISSEN, D., WIDAMAN, K. F. & ZHANG, D. 2012. The construct of adaptive behavior:
737 Its conceptualization, measurement, and use in the field of intellectual disability.
738 *American journal on intellectual and developmental disabilities*, 117, 291-303.
- 739 UDHNANI, M. D., KENWORTHY, L., WALLACE, G. L. & YERYS, B. E. 2020. Brief Report:
740 Performance-Based Executive Functioning Abilities are Associated with Caregiver Report
741 of Adaptive Functioning in Autism Spectrum Disorder. *J Autism Dev Disord*, 50, 4541-
742 4547.
- 743 VOLKMAR, F. R., SPARROW, S. S., GOUDREAU, D., CICCETTI, D. V., PAUL, R. & COHEN, D. J. 1987.
744 Social deficits in autism: An operational approach using the Vineland Adaptive Behavior
745 Scales. *Journal of the American Academy of Child & Adolescent Psychiatry*, 26, 156-161.
- 746 WALLACE, G. L., KENWORTHY, L., PUGLIESE, C. E., POPAL, H. S., WHITE, E. I., BRODSKY, E. &
747 MARTIN, A. 2016. Real-World Executive Functions in Adults with Autism Spectrum
748 Disorder: Profiles of Impairment and Associations with Adaptive Functioning and Co-
749 morbid Anxiety and Depression. *J Autism Dev Disord*, 46, 1071-83.
- 750 WECHSLER, D. 1999. Wechsler abbreviated scale of intelligence.
- 751 WILLATT, L., COX, J., BARBER, J., CABANAS, E. D., COLLINS, A., DONNAI, D., FITZPATRICK, D. R.,
752 MAHER, E., MARTIN, H., PARNAU, J., PINDAR, L., RAMSAY, J., SHAW-SMITH, C.,
753 SISTERMANS, E. A., TETTENBORN, M., TRUMP, D., DE VRIES, B. B. A., WALKER, K. &
754 RAYMOND, F. L. 2005. 3q29 microdeletion syndrome: clinical and molecular
755 characterization of a new syndrome. *American Journal of Human Genetics*, 77, 154-160.
- 756 YANG, S., PAYNTER, J. M. & GILMORE, L. 2016. Vineland Adaptive Behavior Scales: II Profile of
757 Young Children with Autism Spectrum Disorder. *Journal of Autism and Developmental*
758 *Disorders*, 46, 64-73.
- 759
- 760

761 **Table 1.** Demographic information and clinical diagnoses for study participants with 3q29
 762 deletion syndrome (n = 32). Anxiety disorders included generalized anxiety disorder, specific
 763 phobia, separation anxiety, and social anxiety disorder.

		Mean ± SD	Range
Age (years)		14.50 ± 8.26	4.85 - 39.12
Composite IQ		73.03 ± 14.18	40 - 99
Global Executive Composite		67.81 ± 10.68	45 - 88
		Percent	N
Sex	Male	62.50%	20
Race	White	90.63%	29
	Other	9.37%	3
Ethnicity	Hispanic/Latino	3.13%	1
	Not Hispanic/Latino	96.87%	31
ADHD	Yes	62.50%	20
ASD	Yes	37.50%	12
Anxiety	Yes	40.63%	13
Prodrome/psychosis	Yes	29.17%	7
Intellectual disability	Yes	34.38%	11
Graphomotor weakness	Yes	78.13%	25
Enuresis	Yes	21.88%	7
Total number of psychiatric diagnoses	0	3.13%	1
	1	6.25%	2
	2	28.13%	9
	3	34.38%	11
	4	15.63%	5
	5 or more	12.50%	4

764

765

766 **Table 2.** Cross-disorder comparison between study participants with 3q29 deletion syndrome and published data on Fragile X
 767 syndrome (Glaser et al., 2003), 22q11.2 deletion syndrome (Butcher et al., 2012, Antshel et al., 2005, Debbané et al., 2006, Gothelf
 768 et al., 2007, Fine et al., 2005), 16p11.2 deletion syndrome (Qureshi et al., 2014, Owen et al., 2018, Hudac et al., 2020, Hanson et al.,

	3q29 deletion syndrome		Fragile X syndrome			22q11.2 deletion syndrome			16p11.2 deletion syndrome			16p11.2 duplication syndrome		
	N	Mean ± SD	N	Mean ± SD	P value	N	Mean ± SD	P value	N	Mean ± SD	P value	N	Mean ± SD	P value
Adaptive Behavior Composite	32	73.91 ± 13.68	120	50.77 ± 20.55	9.14E-11	238	64.25 ± 17.09	0.0004	277	80.18 ± 14.59	0.014	241	81.57 ± 15.11	0.003
Communication	32	74.16 ± 15.42	120	53.46 ± 22.93	1.46E-08	261	66.03 ± 19.54	0.006	156	78.17 ± 12.77	0.151	133	84.04 ± 17.67	0.001
Socialization	32	75.66 ± 17.34	120	61.94 ± 19.52	9.62E-05	261	70.91 ± 18.00	0.132	156	82.17 ± 14.97	0.042	133	85.97 ± 14.99	0.002
Daily Living Skills	32	72.50 ± 18.08	120	47.94 ± 24.19	1.15E-08	261	71.00 ± 20.26	0.642	81	82.20 ± 13.40	0.005	62	81.40 ± 15.40	0.009

769 2015), and 16p11.2 duplication syndrome (Qureshi et al., 2014, Owen et al., 2018, Green Snyder et al., 2016, Hudac et al., 2020).

770

771 **Figure Legends**

772 **Figure 1.** Distribution of scores on the Vineland-3 Adaptive Behavior Composite,
773 Communication domain, Socialization domain, Daily Living Skills domain, and Motor Skills
774 domain for study participants with 3q29del. The dashed black line indicates the population
775 mean of 100, and the dashed red line indicates the clinical cutoff of two standard deviations
776 below the population mean.

777 **Figure 2. A)** Distribution of scores on the Adaptive Behavior Composite for study participants
778 with 3q29del with and without neurodevelopmental and neuropsychiatric diagnoses of interest.
779 **B)** Adaptive Behavior Composite scores, showing that as the number of an individual's comorbid
780 neurodevelopmental and neuropsychiatric diagnoses increases, Adaptive Behavior Composite
781 score decreases.

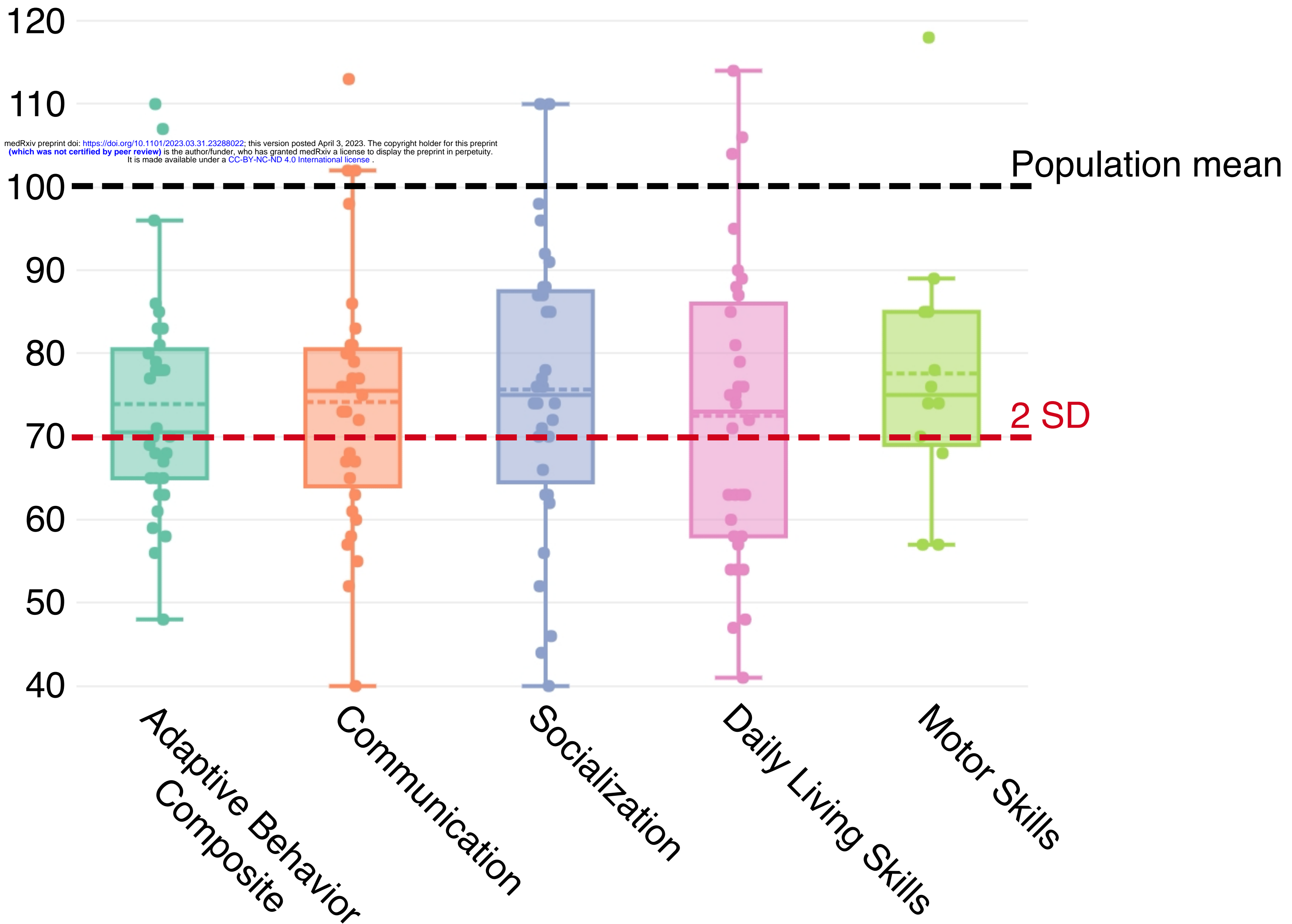
782 n.s., not significant; *, $p < 0.05$; **, $p < 0.001$

783 **Figure 3. A)** Relationship between Adaptive Behavior Composite score and composite IQ score,
784 showing a significant positive correlation. **B)** Relationship between Adaptive Behavior
785 Composite score and verbal IQ score, showing a significant positive correlation. **C)** Relationship
786 between Adaptive Behavior Composite score and nonverbal IQ score, showing no correlation.
787 **D)** Relationship between Adaptive Behavior Composite score and spatial ability, showing no
788 correlation. **E)** Relationship between Adaptive Behavior Composite score and BRIEF Global
789 Executive Composite score, showing a significant negative correlation. **F)** Proportion of variance
790 explained in the relationship between Adaptive Behavior Composite score and
791 neurodevelopmental and neuropsychiatric diagnoses by composite IQ, Global Executive

792 Composite score, and a combined model, showing that the Global Executive Composite score is
793 a better predictor of Adaptive Behavior Composite than composite IQ.

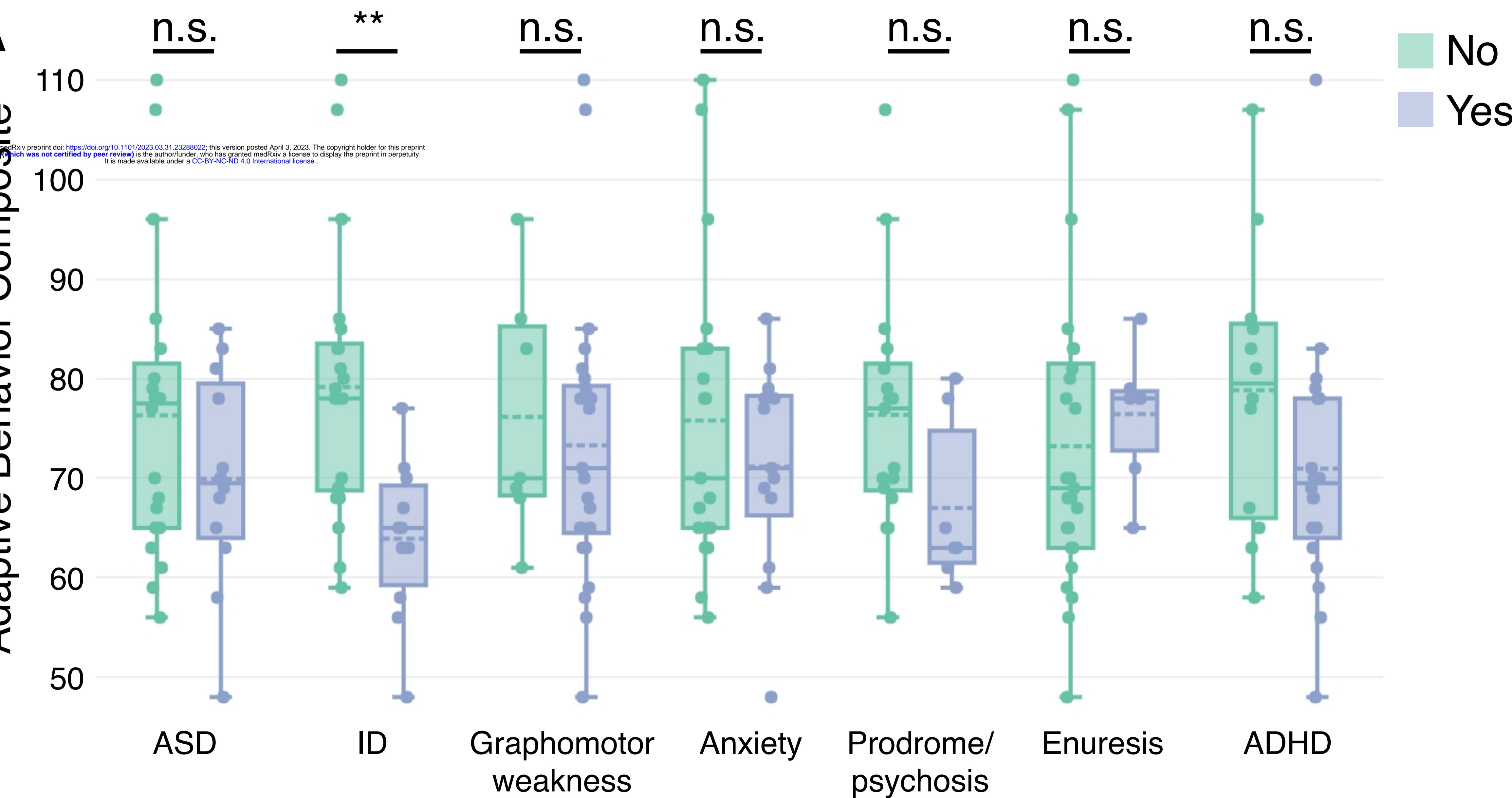
medRxiv preprint doi: <https://doi.org/10.1101/2023.03.31.23288022>; this version posted April 3, 2023. The copyright holder for this preprint (which was not certified by peer review) is the author/funder, who has granted medRxiv a license to display the preprint in perpetuity. It is made available under a [CC-BY-NC-ND 4.0 International license](#).

Standardized Score



A

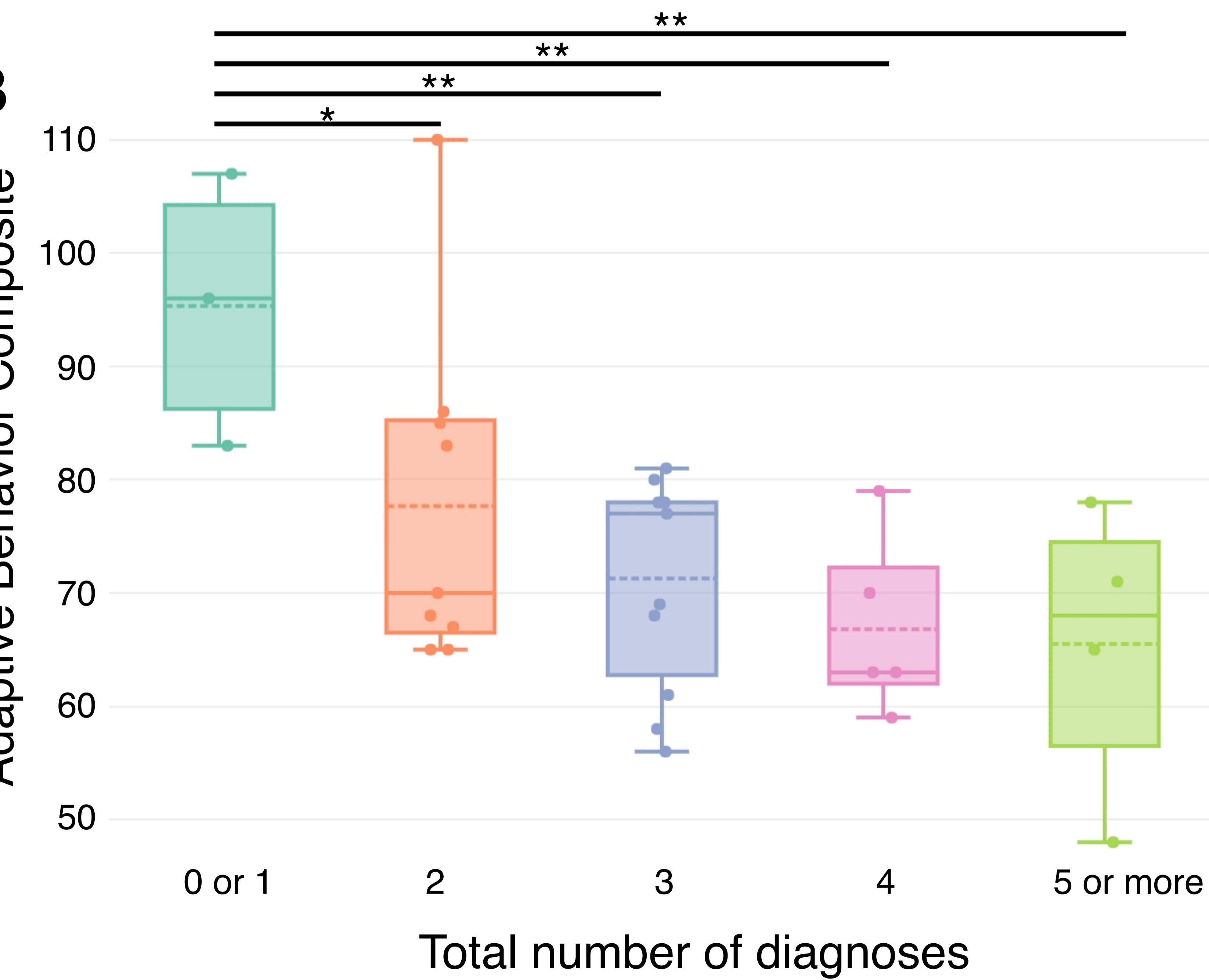
Adaptive Behavior Composite



■ No
■ Yes

B

Adaptive Behavior Composite



Total number of diagnoses

