

A systematic review of ambient heat and sleep in a warming climate

Guillaume Chevance^{1*}, Kelton Minor^{2*}, Constanza Vielma¹, Emmanuel Campi¹, Cristina O'Callaghan-Gordo^{1,3,4,5,6}, Xavier Basagaña^{1,3,4}, Joan Ballester¹ & Paquito Bernard^{7,8}

¹ISGlobal, Barcelona, Spain

²Data Science Institute, Columbia University, New York, United States

³Universitat Pompeu Fabra (UPF), Barcelona, Spain

⁴CIBER Epidemiología y Salud Pública (CIBERESP), Madrid, Spain

⁵Faculty of Health Sciences, Universitat Oberta de Catalunya, Barcelona, Spain

⁶Municipal Institute of Medical Research (IMIM-Hospital del Mar), Barcelona, Spain

⁷Department of Physical Activity Sciences, Université du Québec à Montréal, Montréal, Québec, Canada

⁸Research Center, University Institute of Mental Health at Montreal, Montréal, Québec, Canada

Correspondence

*Shared first author position

Kelton Minor; kelton.minor@columbia.edu

Guillaume Chevance; guillaume.chevance@isglobal.org

Funding

We acknowledge support from the Spanish Ministry of Science and Innovation and State Research Agency through the “Centro de Excelencia Severo Ochoa 2019-2023” Program (CEX2018-000806-S), and support from the Generalitat de Catalunya through the CERCA Program. GC has also been awarded with the grant RYC2021-033537-I, supported by MCIN/AEI/10.13039/501100011033 and by the European Union "NextGenerationEU"/PRTR".

Acknowledgements

The authors want to thanks Pr Manolis Kogevinas and Dr Michael P Mead for their feedbacks on the manuscript.

Abstract

Background

Earlier reviews documented the effects of a broad range of climate change outcomes on sleep but have not yet evaluated the effect of ambient temperature. This systematic review aims to identify and summarize the literature on ambient temperature and sleep outcomes in a warming world.

Methods

For this systematic review, we searched online databases (PubMed, Scopus, JSTOR, GreenFILE, GeoRef and PsycARTICLES) together with relevant journals for studies published before February 2023. We included articles reporting associations between objective indicators of ambient temperature and valid sleep outcomes measured in real-life environments. We included studies conducted among adults, adolescents, and children. A narrative synthesis of the literature was then performed.

Findings

The present systematic review shows that higher outdoor or indoor ambient temperatures, expressed either as daily mean or night-time temperature, are negatively associated with sleep quality and quantity worldwide. The negative effect of higher ambient temperatures on sleep is stronger in the warmest months of the year, among vulnerable populations and in the warmest areas of the world. This result appears consistent across several sleep indicators and measures.

Interpretation

Although this work identified several methodological limitations of the extant literature, a strong body of evidence from both this systematic review and previous experimental studies converge on the negative impact of elevated temperatures on sleep quality and quantity. In absence of solid evidence on fast adaptation to the effects of heat on sleep, rising temperatures induced by climate change pose a planetary threat to human sleep and therefore human health, performance and wellbeing.

Introduction

There is accumulating evidence that climate change is increasing health risks and notably heat-related illnesses and mortality.¹⁻⁵ Beyond mortality, hotter ambient temperatures and heat extremes are associated with increased injuries,^{6,7} hospitalizations,⁸ mental health issues,⁹ health-care costs,¹⁰ as well as worsened cognitive performance,¹¹ sentiment,⁴ labor productivity,¹² and activity days.¹³ One proposed pathway of the association between ambient temperature and health outcomes is disrupted sleep.¹⁴⁻¹⁶ Shorter sleep duration, poor sleep quality and sleep disorders (e.g., insomnia, sleep apnea) are prospectively associated with the development of cardiovascular¹⁷ and metabolic diseases,¹⁸ cancer risks,¹⁹ mental health disorders,²⁰ and accidents.²¹ Although the environmental causes of sleep disruption are multifactorial (e.g., light and noise pollution),^{22,23} it is likely that rising ambient temperatures due to ongoing climate change will impair sleep in the hottest seasons of the year at a global scale, barring further adaptation.^{14,24}

Exposure to hot and cold ambient thermal conditions demand the human body to mount a thermoregulatory response to maintain a core body temperature rhythm within the normal range required to support physiological functioning and sound sleep.²⁵⁻²⁷ Extreme heat can alter human core body temperature outside its normal range when air temperatures exceed that of fully vasodilated skin (35°C), with elevated heat-health risks apparent well-below this threshold.^{3,28-30} Further, sleep onset is closely coupled with night-time core body temperature decline.²⁵ In hot sleeping environments, heat production can exceed heat loss beyond tolerable levels, increasing core body temperature and disturbing the natural sleep-wake cycle with increased wakefulness.²⁶ In daily life, ambient heat can impact core body temperature (and thus sleep) through at least two plausibly interacting pathways: (*i*) direct exposure during the day imposing thermal strain, cardiovascular strain and/or dehydration which may carry over into the nocturnal resting period,³ and (*ii*) exposure at night via a combination of nighttime ambient weather conditions and environmental heat transfer (i.e., the energy accumulated in the built environment, conducted and re-emitted in the bedroom at night) reducing the thermal gradient between the body and ambient environment.^{26,31,32}

The largest investigation of the effect of ambient temperature on sleep thus far – a study based on billions of repeated sleep measurements from sleep-tracking wristbands collected in 68 countries over two years – found that increased nighttime ambient temperature shortens sleep duration, primarily through delayed sleep onset, with stronger negative effects during summer

months, in lower-income countries, in warmer climate regions, among older adults, females and after controlling for individual and spatiotemporal confounders.²⁴ These results confirmed those from two previous large-scale national analyses of self-reported sleep outcomes from the United States,^{33,34} the one including the most representative sample showing that a +1°C increase in monthly nighttime ambient temperatures produces an increase of approximately three nights of subjective insufficient sleep per 100 individuals per month.³³ Minor et al. (2022) and Obradovich et al. (2017) also included climate change impact projections, and both estimated that rising ambient temperatures may negatively impact human sleep through the year 2100 under both moderate and high greenhouse gas concentration scenarios, with impacts scaling with the level of emissions barring further adaptation.^{24,33}

Critically, climate change and other anthropogenic environmental changes related to increased heat exposure, such as urban heat island, are altering outdoor ambient temperatures where populations reside. Although sound and sufficient slumber underpins human functioning, the current prevalence of insufficient or poor sleep is already elevated in high-income countries (e.g., above 50% in the US, 31% in Europe and 23% in Japan).³⁵ Although insufficient sleep prevalence estimates are relatively lower for low (7%)- and middle (8.2%)-income countries,³⁶ a recent study found that habitants from those countries disproportionately suffered greater sleep loss due to heat,²⁴ suggesting heightened vulnerability to elevated temperatures (i.e., reduced or missing access to personal or collective cooling strategies).³⁷ In parallel, the 1.5°C global temperature threshold above the pre-industrial climate is expected to be exceeded by 2040 under most scenarios of the Intergovernmental Panel for Climate Change, including the increasingly plausible “Shared Socioeconomic Pathway” SSP2-4.5.³⁸ Although there is some evidence of adaptation to increasing temperatures in high-income countries for heat-attributed mortality,³⁹ temperature projections for the coming decades remain concerning for both current and future generations.⁴⁰⁻⁴⁴ In this context, having a precise and comprehensive understanding of the influence of ambient temperature and extreme heat on sleep is crucial.

Earlier reviews documented the effects of a broad range of climate change outcomes on sleep (see¹⁴ which included six studies about the specific role of ambient temperature and heat), the influence of the bed micro-environment on sleep physiology,^{26,45,46} as well as the specific role of humidity in sleep regulation measured mostly in laboratory settings.⁴⁷ However, no previous systematic review has described the state of the literature on the effect of ambient

temperature on sleep in humans under real-life conditions (i.e., observational studies conducted in real-life environments), in contrast with laboratory studies that experimentally manipulate both behavior and temperature in the micro-environment.^{48–50} This systematic review aims to identify and summarize the literature on ambient temperature, notably heat, and sleep outcomes in a warming world. Specifically, we aim to synthesize the available evidence and research gaps on this topic to inform researchers seeking to explore new facets of the temperature-sleep association, as well as decision makers and interventionists trying to promote climate adaptation.

Methods

Methods for collecting and summarizing data met the standards of the Preferred Reporting Items for Systematic Reviews and Meta-Analyses (PRISMA) guidelines.⁵¹ The study protocol was registered in PROSPERO (CRD42021284139).

Inclusion and Exclusion Criteria

Studies were included if they: (i) reported associations between objective indicators of ambient temperature and valid sleep outcomes measured in real-life, environments; (ii) included adults, adolescents, or children; and (iii) were peer-reviewed. Eligible measures of sleep included: self-reported (subjective) sleep questionnaires; accelerometer-based actigraphy and commercial-grade activity monitors (e.g., fitness bands and sleep-tracking wearable devices); sleep sensors and polysomnography. This selection criteria thus excluded sleep-adjacent articles such as those interested in the association between ambient temperature and the prescription of hypnotics, which are only indirectly related to sleep issues.⁵² Eligible measures for temperature were narrowed to objective records via weather stations, climate reanalysis data or indoor temperature sensors; this criterion excluded articles interested in the associations between sleep outcomes and seasons without measuring ambient temperature,⁵³ subjective perceptions of temperature⁵⁴ or using climate classifications (i.e., Koppen's weather climate classification).⁵⁵ We excluded articles with valid measures of both sleep and temperature when the association between the two outcomes was insufficiently reported (e.g., association plotted with insufficient details to be numerically interpreted and reported),⁵⁶ or simply not tested (i.e., some articles include measures of temperature and sleep but focus on other outcomes).^{57,58} Because we focused on ambient temperature and sleep outcomes measured in real-life contexts, experimental studies manipulating in-laboratory temperatures were also excluded.^{48–50} Beyond heat manipulation, those experimental studies often include

invasive skin and rectal temperature measures as well as behavioral constraints and thus can neither be considered ecologically valid in the context of daily life nor the present review.

Data Sources and Searches

Studies were identified by searching PubMed, Scopus, JSTOR, GreenFILE, GeoRef and PsycARTICLES between March and April 2022, and then updated in February 2023. Search strategies and algorithms are available in the supplemental material. Relevant reviews and articles cited in the introduction were also scanned. Specific journals were also inspected, in the sleep literature (e.g., *Sleep*; *Sleep Medicine*, *Journal of Sleep Research*) and the environmental health domain (e.g., *Environment International*, *Environmental Research Letters*, *Environmental Health Perspectives*, *The Lancet Planetary Health*). After duplicates were removed, titles and abstracts of all studies identified were examined independently by three authors (GC, KM, PB) to determine those meeting the selection criteria.

Data Extraction and Synthesis

An a priori data extraction form was developed and tested with 5 articles. Data were coded from each paper by three coders (KM, EC, PB) and double checked by a single coder (GC). The following information was extracted: first author's name, sample region and period, study design, main research question, estimation strategy, temperature and sleep assessment methods and outcomes, the inclusion of relevant control variables, main results, conclusion, and relevant additional information. A narrative synthesis of the literature was then performed. We did not perform meta-analyses given the diversity of study designs, temperature and sleep outcomes and the statistical strategies used. A preliminary synthesis was conducted by the first authors (GC, KM) and then discussed and revised by all authors.

Quality rating and risk of bias

We used the items from the Quality Assessment Tool for Observational Cohort and Cross-Sectional Studies⁵⁹ as a basis to develop a custom list of 14 quality criteria relevant to the question of ambient temperature and sleep. For each criterion, we indicated whether or not the study met the requirement (i.e., binary outcome, yes/no). Criteria are displayed in Table 1 below.

Table 1. Quality criteria

Item 1	For exposures that can vary in amount or level, did the study examine different levels of the exposure as related to the outcome and allow for a non-linear or semi-parametric response?
Item 2	Was the association between temperature and sleep assessed more than once over time at the within-participant level?
Item 3	Was within-participant variance accounted for in the analyses?
Item 4	Were sleep and temperature outcomes measured over the whole year?
Item 5	Were seasons and/or day length measured and adjusted statistically for their impact on the relationship between exposure(s) and outcome(s)?
Item 6	Were temporal variables, such as the day of the study, day of the year or day of the week, measured and adjusted statistically for their impact on the relationship between exposure(s) and outcome(s)?
Item 7	Was humidity measured and adjusted statistically for its impact on the relationship between exposure(s) and outcome(s)?
Item 8	Was wind speed measured and adjusted statistically for its impact on the relationship between exposure(s) and outcome(s)?
Item 9	Was cloud cover measured and adjusted statistically for its impact on the relationship between exposure(s) and outcome(s)?
Item 10	Was precipitation measured and adjusted statistically for its impact on the relationship between exposure(s) and outcome(s)?
Item 11	Were indoor and outdoor temperatures measured and analyzed together?
Item 12	Was the association between the exposure and the outcome tested at different lags?
Item 13	Was the utilization of air conditioning, fans and/or other indoor personal cooling technologies measured and analyzed?
Item 14	Was sleep measured with both subjective and device-derived indicators?

Role of the funding sources

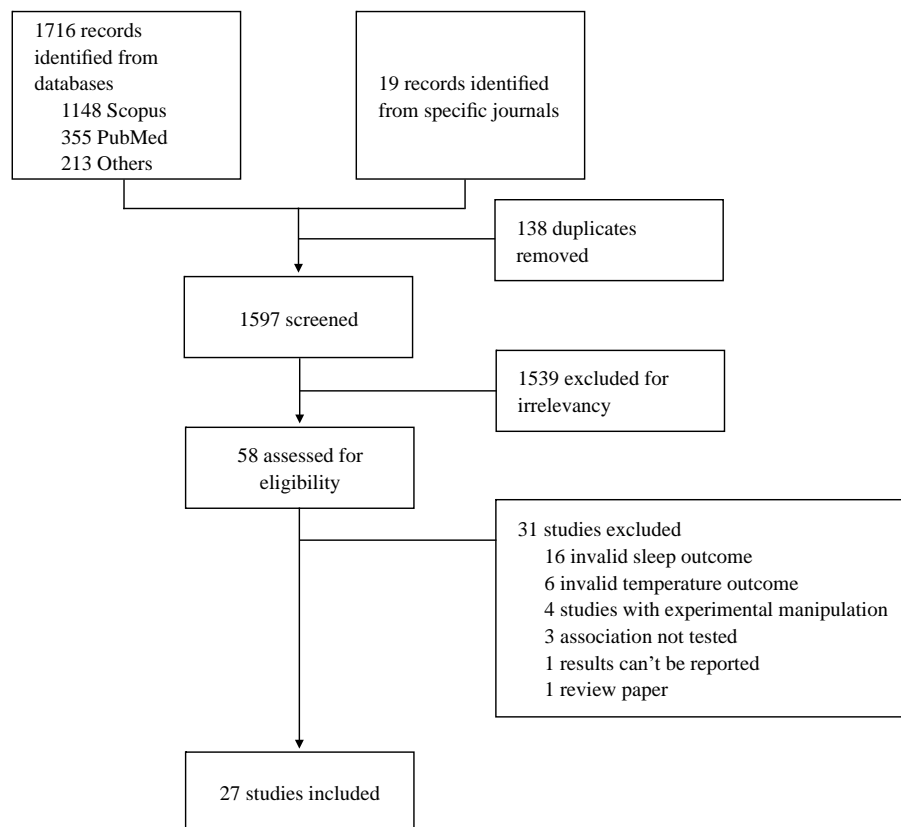
The funders of the study had no role in the study design, data collection, data analysis, data interpretation, or writing of the report.

Results

Descriptive findings

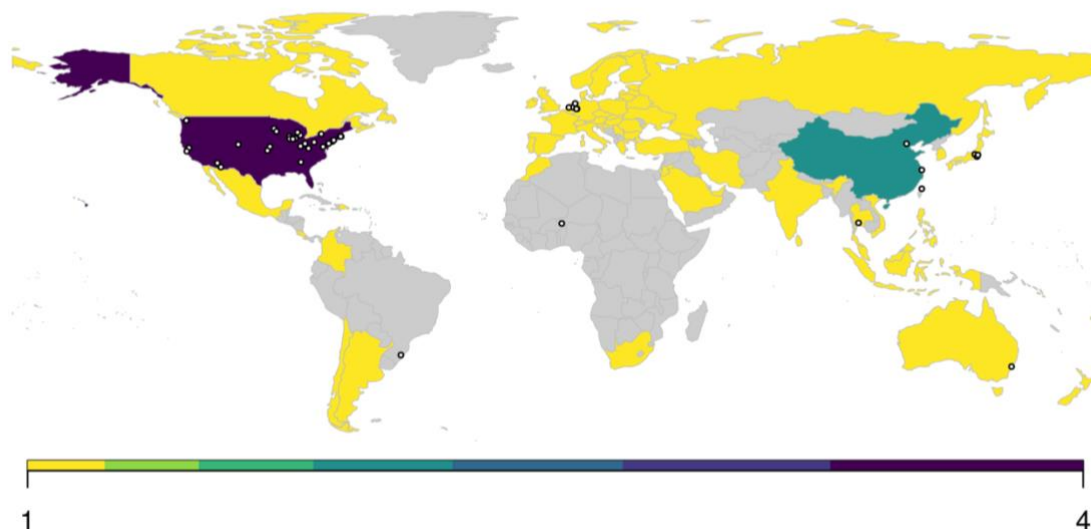
As depicted in the study flowchart (Figure 1), a first iteration resulted in a total of 1735 independent records. After screening title and abstract, 58 articles were inspected in closer detail and 27 articles were included in the present review.

Figure 1. Study flowchart



Included articles were published in journals from diverse academic disciplines, including public health, sleep, physiology, engineering, economics, environmental science and medicine. The oldest article retrieved was published in 1992 and the most recent one 30 years later, in 2022. Figure 2 illustrates the countries in which the studies were performed; the US is the most represented country (42%). In terms of participants' characteristics, studies included samples of various ages from ~13 years old to nearly 80 years old. As for identified sex, most studies reported at least ~30% female sample composition, while females were not included in two studies.^{60,61} All studies were correlational but six articles used intensive repeated measurements and appropriate statistical methods to estimate covariation between changes in temperatures and sleep outcomes within-participants, and thus are labelled as quasi-experimental studies here^{24,60,62–65}.

Figure 2. World map of included studies



Note. Multi-center studies are represented here at the national and local (city) scale.

Table 2 and Table 3 provide, respectively, a brief and detailed description (constrained by the scope of the current review) of each individual study included. Outdoor ambient temperature was measured via weather stations in 17 articles and indoor temperature was measured using local sensors installed in the home environment (e.g., HOBO temperature data logger, Thermochrons iButtons logger) in 11 articles. One study measured and reported results for both indoor (via local sensor) and outdoor (via weather station) temperature outcomes (see Table 2).⁶⁶ Sleep measures showed a greater diversity of assessment methods with ten articles using self-reported questionnaires or diaries,^{33,34,64-71} eight studies using commercial activity monitors,^{24,62,63,71-75} five studies using polysomnography^{61,69,76-78}, four studies using research-grade accelerometers^{64,79-81} and three studies using specific sleep sensors^{60,82,83}. Beyond assessment methods, 15 articles used daily (24-hour) aggregated measures of temperature, the remaining 12 articles focused on average nighttime temperature (see Table 3, column “sample period”). For sleep, outcomes ranged from subjective sleep duration³⁴, perception of insufficient sleep³³ or sleep quality⁷⁰ to accelerometer-derived signals providing information about sleep efficiency or wakefulness after sleep onset⁶⁴ as well as sleep-related outcomes measured via polysomnography such as sleep stages⁷⁸ and sleep disorders (e.g., episodes of sleep apnea).⁷⁶

Table 2. Short summary of included studies

Study	Country	Temperature assessment	Sleep assessment	Sleep outcome	Impact of increased temperature
An, 2018 N = 12,000	China	Weather station	Questionnaire	Sleep duration	Positive
Cassol, 2012 N = 7,523	Brazil	Weather station	PSG	AHI	Positive
Cedeño L., 2018 N = 44	US	Local sensor	Activity monitor	Sleep duration	Negative
Cepeda, 2018 N = 1,166	The Netherlands	Weather station	Research-grade accelerometer	Sleep duration	Negative
Hashizaki, 2018 N = 1,856	Japan	Weather station	Other sensor	Sleep timing; WASO; SE	Negative
Lappharat, 2018 N = 68	Thailand	Local sensor	Questionnaire + PSG	Subjective sleep; Sleep latency; Sleep duration; AHI	Negative
Li, 2020 N = 98	US	Weather station	Research-grade accelerometer + Questionnaire	WASO; SE; Sleep duration; Subjective sleep; Sleep latency	Negative
Liu, 2022 N = 5,204	Taiwan	Weather station	PSG	WASO; SE; AHI; sleep stages	Negative
Mattingly, 2021 N = 216	US	Weather station	Activity monitor	Sleep duration and timing	Not explicit
Milando, 2022 N = 22	US	Local sensor	Activity monitor	Sleep duration	Not significant
Minor, 2022 N = 47,628	68 countries	Weather station	Activity monitor	Sleep duration and timing	Negative
Montmayeur, 1992 N = 6	Niger	Weather station	PSG	Sleep duration; SE; Sleep stages and awakenings	Not explicit
Mullins, 2019 N = 4,120,514	US	Weather station	Questionnaire	Subjective sleep; Sleep duration	Negative
Obradovich, 2017 N = 765,000	US	Weather station	Questionnaire	Subjective sleep	Negative
Ohnaka, 1995 N = 40	Japan	Local sensor	Other sensor	Body movements	Negative
Okamoto, 2010 N = 19	Japan	Local sensor	Research-grade accelerometer	Sleep timing; Sleep duration; WASO; SE	Negative
Pandey, 2005 N = 43	US	Weather station	Questionnaire	Sleep latency; Awakenings; WASO; sleep duration	Negative
Quante, 2017 N = 669	US	Weather station	Research-grade accelerometer	Sleep duration and timing; WASO; SE	Negative

Quinn, 2016 N = 40	US	Weather station + Local sensor	Questionnaire	Subjective sleep	Negative
van Loenhout, 2016 N = 113	The Netherlands	Local sensor	Questionnaire	Subjective sleep	Negative
Wang, 2022 N = 40,470	China	Weather station	Questionnaire	Subjective sleep	Negative
Weinreich, 2015 N = 1,773	Germany	Weather station	Other sensor	AHI	Negative
Williams, 2019 N = 51	US	Local sensor	Activity monitor	Body movements	Negative
Xiong, 2020 N = 48	Australia	Local sensor	Activity monitor	SE; Sleep stages	Negative
Xu, 2021 N = 41	China	Local sensor	Activity monitor	SWS	Negative
Yan, 2022 N = 40	China	Local sensor	Activity monitor; Questionnaire	Sleep duration; REM; WASO; SE; Light sleep; Deep sleep; Subjective sleep	Negative
Zanobetti, 2009 N = 3,030	US	Weather station	PSG	RDI	Negative

Abbreviations. PSG: polysomnography; AHI: apnea-hypopnea index; WASO: wake after sleep onset; SE: sleep efficiency; TST: total sleep time; NREM: non-rapid eye movement; RDI: respiratory disturbance index.

Table 3. Detailed summary of the studies included in the systematic review

First author, year	Sample region [Latitude] (Spatial unit)	Sample period (Time unit)	Study design, (Sample characteristics)	Main research question (Design)	Main estimation strategy	Temperature assessment method(s), Outcome(s) (Measurement range)	Sleep assessment method(s), Outcome(s) (Measurement range)	Time-varying, spatial and stable control variables	Main results (Temperature vs. sleep outcomes)	Additional information
An, 2018	Beijing, China [39°N] (City)	All seasons, 2012-2015 (repeated sleep assessments with weekly average temperature measured the week preceding sleep assessment)	Prospective cohort study with 2 to 4 measurement points per participant (N = 12, 000 students; 33% Female; Mean age = 18 years)	Association between air pollution and health behaviors (Correlational)	Linear fixed-effect regression	Weather station; last 7 days average of daytime temperature preceding the sleep assessment (range = 12-26°C)	Self-reported questionnaire (custom single item); daily average hours of night/daytime (including naps) sleep duration in the last week (range = 6.3-8.4 hours)	Control variables included individual fixed effects, average ambient PM2.5 concentration, average daytime temperature, average wind speed and percentage of rainy days during the last 7 days before the sleep assessment, and sex	Daytime temperature positively associated with sleep duration in last week; $\beta = .14$, 95% CI [.14, .14] Overall conclusion: Study focuses on pollution, no explicit conclusion about the effect of temperature variability on sleep	Air pollution, wind speed and % of rainy day positively and significantly associated with the sleep outcome. Did not account for plausibly confounding seasonal factors or social temporal factors.
Cassol, 2012	Porto Alegre, Brazil [30°S] (City)	All seasons, 2000-2009 (single sleep assessment with daily average temperature lagged up to 4 days preceding the sleep assessment)	Cross-sectional study (N = 7, 523 patients referred to sleep clinic to investigate suspected sleep disorders; 35% Female; Mean age = 46 years)	Association between seasons and obstructive sleep apnea (Correlational)	Bivariate nonparametric correlation	Weather station; daily temperature (measurement range not reported, annual range for Porto Alegre: 10-31°C)	PSG; AHI expressed as number of events per hour (with higher score representing higher severity; range = 15-18 events per hours, indicating moderate sleep apnea on average)	No control variables	Ambient temperature negatively and significantly correlated with AHI (i.e., higher temperatures associated with less severe apnea events); $r = -.25$, $P = .005$ Overall conclusion: Higher temperatures associated with better sleep outcomes (sleep apnea)	Atmospheric pressure, relative air humidity and carbon monoxide levels positively and significantly associated with AHI. Cross-sectional design susceptible to confounding by omitted variables
Cedeño Laurent, 2018	Boston, United States [42°N] (Bedroom)	July 2016 (repeated sleep assessments over a week with ambient indoor temperature measured the night of the sleep assessment)	Longitudinal study with 12 time points following one group of students with residential AC access and one without (N = 44 students; 50% Female; Mean age = 20 years)	Effect of heat waves on cognitive functions (Quasi-experimental)	Mediation analyses with sleep being the mediator, cognitive variables the outcome and temperature the exposure	Sensor; average nighttime temperature (participants' bedroom average temperature day and night = $26 \pm 2.5^\circ\text{C}$ in a group of participants without access to air conditioning and $21.4 \pm 1.9^\circ\text{C}$ in a group with air conditioning; ± 3 SD study temperature range: 16 to 33°C)	Commercial activity monitor (accelerometer-based, wrist-worn); Sleep duration (measurement range not reported)	Control variables include hydration, caffeine intake, presence of air conditioning and the time from waking up to taking the cognitive test	An increase in 1°C in overnight indoor temperature resulted in a 2.7-minute decrease in sleep duration (95% CI -2.77 to -2.71) Overall conclusion: sleep may be an intermediate variable in the causal mechanism between indoor temperature exposures and cognitive function	Low powered study; The mediation analysis was significant for one of five cognitive tests showing that disrupted sleep explained a part of the variance in the negative association between temperature and reaction time
Cepeda, 2018	Rotterdam, The Netherlands [52°N] (City)	All seasons, 2011-2016 (one to two weeks of daily sleep assessments with daily average temperature measured the day of the sleep assessment)	Prospective cohort study with 1 to 2 measurement weeks per participant (N = 1166 among which: 394 middle-aged adults [49% Female; Mean age = 59 years]; 449 younger-elderly)	Seasonality of physical activity, sedentary behavior, and sleep in a middle-aged and elderly population (Correlational)	Linear mixed-effects regression	Weather station; daily average temperature (range = -9.8 - 27°C)	Research-grade accelerometer (wrist-worn); Sleep duration (Median middle-aged group = 370 minutes per day; Median young-elderly = 374 min/day; Median old-elderly = 381 min/day)	Control variables included individual and study wave random effects, seasons (also a study outcome) and day of the week (weekday vs. weekend), sex, age, BMI, comorbidities, smoking behavior and alcohol intake, housing status, occupation and a	Seasonal effect significant among middle-aged participants with longer night duration in winter (seasonal effect not significant among the two other age groups); Among middle-aged adults the seasonality of sleep duration was mainly	Other weather variables were not significantly associated with sleep duration (wind speed, sunlight, relative humidity, precipitation and visibility)

			adults [43% Female; Mean age = 71 years]; 323 older-elderly adults [42% Female; Mean age = 79 years])					disability index. Although other weather variables were assessed, they were not included as controls with temperature in the same regression.	driven by ambient temperature with higher ambient temperature associated with lower sleep duration [-17 minutes (95% CI -32.3 to -1.0) for temperatures between 14.1 to 27 °C compared to the reference range (-10 to 6.6°C)]	
Hashizaki, 2018	Tokyo, Japan [40°N] (City)	All seasons, 2013-2015 (repeated sleep assessments with hourly ambient temperature averaged between 23:00 and 8:00 on the night of the sleep assessment)	Intensive longitudinal study (k = 691, 161 observations; N = 1, 856 adults from the general population; 9% Female; Median age = 50 years)	Association between sleep timing and quality with seasons and environmental changes (Quasi-experimental)	Linear mixed-effects regression	Weather station; nighttime temperature averaged between 23:00 and 8:00 (measurement range not reported but appeared to vary between 0 and 30°C as plotted in the article)	Sleep sensor (located near participants' pillow and detected body and respiratory movements); Sleep onset time; Sleep offset time; Mid-sleep time; WASO; SE (measurement range not reported)	Control variables included random effects for each user, seasonal controls, an indicator for whether the day was a weekday or weekend, age and sex	Statistical coefficients not reported, models are only plotted and discussed; - Sleep onset: not correlated with temperatures; - Sleep offset: is earlier in the range 5 to 25°C; - Mid-sleep time: is earlier in the range 5 to 25°C; WASO: U-shape correlation with temperature with WASO being at the minimum around 15°C and higher for cold and notably high temperatures; - SE: inverse U-shape correlation with SE being at the maximum around 15° and decreased gradually with colder temperatures and decreased very rapidly with higher temperatures Overall conclusion: Higher temperatures associated with poorer sleep quality	WASO and SE showed significant seasonal changes with the lowest sleep quality occurring around mid-summer during the hottest days of the year

Lappharat, 2018	Bangkok, Thailand [14°N] (Bedroom)	May to August, 2016 (single sleep assessment with bedroom temperature recorded during 3 consecutive nights following the sleep assessment)	Cross-sectional study (N = 68 adults; 27% Female; Median age = 42 years)	Association between bedroom environmental temperature and, respectively, obstructive sleep apnea and subjective sleep quality (Correlational)	Logistic regression (subjective sleep quality), and linear regression (PSG)	Sensor; average nighttime temperature sampled at the 5-min level (participants' bedroom average temperature = $26 \pm 1.89^{\circ}\text{C}$; study temperature range ($\pm 3\text{SD}$) 20 to 32°C)	Self-reported questionnaire (PSQI); Sleep latency (Median = 20 min); Sleep duration (Median = 6 hours); SE (Mean = 89%); PSQI score (Median = 7 PSQI index) PSG; AHI (Mean = 46 ± 27 events per hour); respiratory disturbance index-RDI (48 ± 26 events per hour)	Control variables included age, sex, BMI, alcohol consumption, smoking, secondhand smoke Note: AHI also included as control for subjective sleep analyses	Bedroom temperature during sleep positively and significantly associated with poorer subjective sleep quality (OR = 1.46, 95% CI [1.01, 2.10]), and not significantly associated with short sleep duration, poor sleep efficiency and long sleep latency; In patients with Obstructive Sleep Apnea (AHI ≥ 5 events/h), bedroom temperature not significantly associated with elevated AHI ($\beta = 0.69$ [-2.42, 3.81]) nor elevated RDI ($\beta = 0.92$ [-2.08, 3.93]) Overall conclusion: Higher temperatures associated with poorer subjective sleep quality	All polysomnography sleep outcomes were measured in a sleep laboratory, and preceded home environmental exposure measurements; Air pollution (PM 10) was significantly associated with AHI and RDI in patients with obstructive sleep apnea. Cross-sectional study susceptible to omitted variable bias.
Li, 2020	Boston, United States [42°N] (City)	March 2016 to October 2017 (repeated sleep assessments with daily temperature averaged on the day preceding the sleep assessment)	Intensive longitudinal study (k = 4406 observations; N = 98 healthy adults with episodic migraine; 88% Female, Mean age = 35 years)	Associations of daily weather and ambient air pollution with sleep duration and fragmentation (Quasi-experimental)	Linear fixed-effects regression	Weather station; daily average ambient temperatures (Mean = $14 \pm 8.9^{\circ}\text{C}$; Study temperature range derived from plotted temperature series (-10 to 31°C))	Research-grade accelerometer (wrist-worn); WASO (Mean = 45 ± 17 minutes); SE (Mean = $90 \pm 3.3\%$); Sleep duration (Mean = 7 ± 1.2 hours); Self-reported questionnaire (PSQI); Sleep latency (Mean = 28 ± 30 min); PSQI Index (Mean = 5 ± 3)	Control variables included individual fixed effects, day of the week and day of the year	Significant associations between temperatures and WASO (5.6°C higher daily average temperature associated with 0.88 minutes longer WASO 95% CI [0.06, 1.70]), as well as sleep efficiency (5.6°C higher daily average temperature associated with 0.14%, 95% CI [0.01, 0.30] lower sleep efficiency on that night); Non-significant associations between temperatures and sleep duration, self-reported sleep latency and the PSQI index Overall conclusion: Higher temperatures modestly associated with poorer sleep quality	Association between temperature and WASO was no longer significant when using a lagged two-day moving window; did not consider potential lagged associations exceeding 2 days; did not account for spatially correlated errors.

Liu, 2022	Taipei, Taiwan [25°N] (City)	All seasons, January 2015 to April 2019 (single sleep assessment with daily temperature for the day, 7-day, 1- month, 6-month and 1 year preceding the sleep assessment)	Cross-sectional study (N = 5204 adults with sleep disorders; 30% Female, Mean age = 50 years)	Association between ambient humidity and temperature with sleep parameters (Correlational)	Linear regression	Weather station; daily average temperature (Mean = 23°C; range = 5 to 33°C)	PSG; Sleep efficiency (Mean = 76 ±16.5%); WASO (Mean = 62 ±50.0 minutes); Snoring index (Mean = 227 ±221.4 events per hours); AHI (Mean = 31 ± 27.5 events per hours); Percentage of TST in NREM sleep stage I (N1; Mean = 14 ± 11.8%); in NREM sleep stage II (N2; Mean = 71 ± 12.6%); in NREM sleep stage III (N3; Mean = 3 ± 6.6%); in the REM sleep stage (REM; Mean index = 12 ± 7.2%); Supine AHI (Mean = 37 ± 30.2 events per hours); non- supine AHI (Mean = 26 ± 43.4 events per hours)	Control variables included age, sex, and BMI	(Study's results only partially reported here for parsimony); Main significant results observed between temperatures and sleep parameters were between yearly-average temperatures and WASO ($\beta = 2.53$, 95% CI [.32, 4.74]), snoring index ($\beta =$ 24.9, 95% CI [15.2, 34.6]) and AHI ($\beta = -1.17$, 95% CI [-2.25, -0.09]) Overall conclusion: Higher temperatures associated with decreased sleep quality	Authors conclude that ambient relative humidity and temperature were associated with alterations in most PSG-derived sleep parameters; alterations may be mediated by the sleep cycles. The study did not account for seasonality, social temporal factors, and other meteorological factors.
-----------	------------------------------------	--	---	---	----------------------	--	---	---	--	--

Mattingly, 2021	Multiple cities, United States [33°N - 44°N] (City/Household)	All seasons, February 2018 to March 2019 (repeated sleep assessments with temperature measured on the day preceding the sleep assessment)	Intensive longitudinal study (k = 51, 836 observations; N = 216 adult information workers from four tech companies; 32% Female; Mean Age = 35 years)	Effects of seasons and weather on sleep duration, bedtime and wake up time (Quasi-experimental)	Linear mixed-effects regression	Weather station; principal component mainly consisting of daily average temperature (measurement range not reported, annual range derived for plotted locations in study: -9 to 33°C)	Commercial activity monitor (accelerometer-based, wrist-worn); Sleep duration; Bedtime; Wake time (numerical average values and ranges not reported but seems to fluctuate graphically between 7 and 7.5 hours for sleep duration, 23:15 and 23:30 for bedtime and 6:15 to 7:00 for wake time)	Control variables included individual random effects, latitude and longitude of home location, as well as day length and seasons, principal components mainly consisting of wind, humidity and cloud cover, as well as age, sex, work location, job characteristics, psychological variables (affect and personality), subjective sleep quality (PSQI), and chronotype (MEQ)	Temperature principal component not significantly associated with sleep duration. For each unit increase in temperature, bedtime and wake time were significantly later (+ 0.6 min, 95%CI [0, 1.2] for bed time and 95%CI [0, 0.6] for wake time) Overall conclusion: Minor effects of temperature variability on sleep (bedtimes and wake times tend to be slightly later as outdoor temperature increases)	Day length and spring season were significantly associated with a decrease in sleep duration; day length is significantly associated with earlier bedtimes, while Spring and Summer seasons are associated with delayed bedtimes; day length associated with earlier wake times; Spring and fall are associated with earlier wake times, summer season associated with delayed wake times; study excluded all weekend sleep entries and did not control for social temporal factors. Participants were information workers with flexible hours in thermally controlled offices.
Milando, 2022	Boston, United States, [42°N] (City/Bedroom)	Summer 2020 (repeated sleep assessments with temperature measured during the sleep period)	Longitudinal study (k = 14 nights on average at the individual level; N = 22 adults; 75% Female; Age range = 22 to 78 years)	Characterization of heat exposure in urban residents with heat adaptation practices and association of indoor heat and sleep duration (Correlational)	Linear mixed-effects regression; qualitative thematic analysis	Sensor; Average nighttime temperature sampled at the 10-min level in participants' bedroom (night temperatures not reported; inspection of the plots provided indicate a temperature range between 20-30°C)	Commercial activity monitor (accelerometer-based, wrist worn); Sleep duration (descriptive statistics not reported; inspection of the plots provided tend to indicate a sleep duration range between 2 and 10 hours)	Control variables included the distinction between weekend-days and weekdays	Temperature not significantly associated with sleep duration, 95% CI [-0.16, 0.05]; the slope was negative (-.05 hours = -3.0 minutes) of sleep per 1°C increase in indoor temperature) Overall conclusion: the small sample size precludes conclusion on the effect of heat on sleep	Results from qualitative interviews about sleep quality are presented, indicating varied heat concerns and heat adaptation strategies (although not sleep-specific). Did not control for seasonality or other meteorological factors.

Minor, 2022	Multiple (68) countries from all permanently populated continents [38° S to 65° N] (City/Households)	All seasons, September 2015 to October 2017 (repeated sleep assessments with temperature measured on the night of the sleep assessment)	Intensive longitudinal study (k = ~7.41 million nights; N = 47,628 adults; 31% Female; Age = 91% in 25-65 years old range)	Effect of ambient temperature and weather on sleep duration, short sleep probability, sleep onset, midsleep, offset and nighttime awakenings in real-world settings, projected impact of different climate change scenarios on global sleep erosion. (Quasi-experimental)	Multivariate fixed effects panel regression	Weather station; nighttime minimum temperature (temperature ranged between -36 to 35°C)	Commercial activity monitor (accelerometer-based, wrist-worn); Sleep duration (Median = 7.1 hours); Sleep offset (00:00-15:00); Sleep onset (19:00-08:00)	Control variables included fixed effects for each individual, each first-level administrative division (e.g., state) by month of study, the unique date of study, as well as daily precipitation, diurnal temperature range, percentage cloud cover, relative humidity, average wind speed, local daily climate normals (1981-2010) for each meteorological variable; subgroup analyses conducted by age, sex, income, and climate decile	Hot nights delayed sleep onset and midsleep, advanced sleep offset and reduced sleep duration. For nights ($\geq 10^\circ\text{C}$), sleep declined by 0.62 minutes per $+1^\circ\text{C}$ ($\beta = 0.618$, 95% CI [0.549, 0.687]), for nights ($< 10^\circ\text{C}$) sleep declined by 0.11 minutes per $+1^\circ\text{C}$ ($\beta = 0.107$, 95% CI [0.070, 0.144]). The probability of short sleep ($< 7\text{h}$ $< 6\text{hr}$ $< 5\text{hr}$) increased steeply beyond 10°C . Per $+1^\circ\text{C}$ increase, sleep loss greater in the elderly, residents of lower income countries, and in females, as well as during summer months and in hotter regions. Overall conclusion: Increases in nighttime temperature erode human sleep duration across the global range of observed temperatures, with sleep loss progressively increasing beyond 10°C .	No evidence of adaptation within days, between days, between months or across climate regions. Projections indicate that climate change may erode sleep at a faster rate in the warmest global regions, with higher greenhouse gas concentrations producing larger global inequalities in temperature-attributed sleep loss. Additional analyses did not reveal significant associations between ambient temperature and nighttime awakenings (a marker of sleep quality)
Montmayeur, 1992	Niamey, Niger [13°N] (City)	February to May; Year not specified but probably late 80's/early 90's (single sleep assessment with temperature averaged for the 14 days before the sleep assessment)	Longitudinal study with 3 time points (N = 6 military men; Mean age = 35 years)	Association between ambient temperature and sleep in expatriates (Correlational)	Bivariate correlation	Weather station; daily maximum, minimum and average temperature (means ranged from 30 to 33°C), preceding 14-day average mean, min and max temperature	PSG; Total sleep time (Mean for March = 358 ± 16.2 minutes); Sleep efficiency (Mean for March = $86 \pm 4.6\%$); Number of stage changes (Mean for March = 254 ± 17); Number of awakenings (Mean for March = 89 ± 8); Sleep latency (Mean for March = 8 ± 5.5 minutes); Wakefulness (Mean for March = 59 ± 6 minutes)	No control variables	(Study's results only partially reported here for parsimony); Significant and positive correlations between temperatures (average daily maximum last 14 days) and various sleep parameters, including number of awakenings ($r = .44$), shortened sleep stage 2 ($r = -0.44$) Overall conclusion: No explicit conclusions on the effect of temperature on sleep	Underpowered study; Did not estimate within-person outcomes. Polysomnographic measures were carried out in air-conditioned laboratory (ambient temperature: 23-25°C).

Mullins, 2019	Multiple cities, United States [25°N - 50°N] (County)	All seasons, 1993-2012 (single individual-level sleep assessment with ambient temperatures averaged over the last 7-days and 30-days preceding the sleep assessment)	Repeated cross-section study (N = 4, 120, 514 adults randomly sampled from the general population; descriptive statistics not provided)	Effect of ambient temperature on mental health and subjective sleep outcomes (Correlational/Quasi-Experimental)	Linear fixed-effects regression	Weather station; daily temperature averaged at the county level (temperatures ranged from < -1°C to > 27°C)	Self-report questionnaire (single item from the BRFSS); Number of nights with self-reported insufficient sleep over the prior 30 days (descriptive statistics not clearly reported) Time use survey (ATUS); self-reported sleep duration (descriptive statistics for sleep outcomes not reported)	Control variables included fixed effects for each county-by-month, state-by-year, day of week, and other climatic variables such as precipitation as well as local demographics on age, race, gender, education, marital status and income. Standard errors were clustered at the state level.	Results indicate that warmer temperatures led to worse outcomes for both subjective sleep quality (increases in nights of poor sleep) and self-reported duration (decreases in minutes slept); in each case the relationship is roughly linear, cold temperatures led to improvements in both sleep measures. A +1°C increase in mean daily temperature produced ~1 extra night of recalled insufficient sleep over the prior 30days per 100 individuals ($\beta = 0.008$) and reduced self-reported sleep duration by 0.45 minutes per person ($\beta = 0.448$). Overall conclusion: Higher temperatures associated with decreased subjective sleep quality and quantity	Minimum (nighttime) temperature had a stronger effect than maximum (daytime) temperature on mental health outcomes (ED visits and suicide). Did not examine the effect of very cold (<-1°C) temperatures on sleep outcomes. Did not assess within person effects.
Obradovich, 2017	Multiple cities, United States [25°N - 50°N] (City)	All seasons, 2002-2011 (single individual-level sleep assessment with nighttime temperature averaged over the last 30-nights corresponding to the sleep assessment)	Repeated cross-section study (N = 765, 000 adults randomly sampled from the general population; descriptive statistics not provided)	Effect of ambient nighttime temperature on subjective sleep, projected impacts of climate change on poor sleep (Correlational/Quasi-Experimental)	Linear fixed-effects regression	Weather station; 30-day average of minimum nighttime temperature deviations from their normal daily values (reference period 1981 to 2010; minimum temperature range - 21 to 29°C)	Self-report questionnaire (single item from the BRFSS); Number of nights with self-reported insufficient sleep over the prior 30 days (descriptive statistics not reported)	Control variables included fixed effects for the city-by-season and each calendar date, as well as controls for precipitation anomalies, daily climate normals, temperature range, cloud cover and humidity. Standard errors clustered on city and day. Heterogeneity analyses stratified by seasons, age and income.	A +1°C deviation in nighttime temperatures produced an increase of approximately three nights of self-reported insufficient sleep per 100 individuals per month ($\beta = 0.028$, $P = 0.014$). Overall conclusion: Higher temperatures associated with increased sleep; climate change might disrupt human sleep	Negative association between temperatures and sleep stronger during summer months and among both lower-income and elderly individuals; projections indicate that climate change might disrupt human sleep across the US, producing relatively more monthly nights of insufficient sleep in southeastern states and along the west coast. Assessed the influence of monthly temperature anomalies. Did not assess within-person effects.

Ohnaka, 1995	Maebashi, Japan [36°N] (Bedroom)	July and August, year not specified but probably early 90's (repeated sleep assessments with bedroom temperature recorded during the night of the sleep assessments)	Cross-sectional study (k = between 250/300; N = 20 older adults and 20 young adults; Mean age = 73 and 21 years respectively; sex not specified)	Association between summer bedroom temperature and sleep in two age groups (Correlational)	Bivariate correlation	Sensor; Average nighttime temperature sampled at the 2-min level (participants' bedroom average temperature ranged between 20 and 30°C)	Sleep sensor (bed equipped with accelerometers measuring body movements); Number of significant body movements per 30 minutes after a subject went to bed (Mean = 2 ± 2.29 counts and 3 ± 2 counts in the young and older adult groups respectively)	No control variables	A significant association was found between bedroom temperature and body movements for both groups ($r = .30$ and $r = .28$ for older adults and young adults respectively) Overall conclusion: sleep disruptions increase with ambient room temperatures; the effect being stronger in older adults compared to young counterparts	Study duration is unclear. The study did not account for seasonality, social temporal factors, and other meteorological factors. Cross-sectional study susceptible to omitted variable bias.
Okamoto Mizuno, 2010	Tsukuba, Japan [36°N] (Bedroom)	Winter, summer and fall, year not specified (repeated sleep assessments with temperature recorded on the night of the sleep assessments)	Longitudinal study (5-consecutive days per seasons; N = 19 older adults; 32 % Female; Mean age = 66 years)	Association between seasonal variations, bedroom temperature, sleep and skin temperature (Correlational)	Bivariate correlation	Sensor; Average nighttime temperature sampled at the 1-min level (average outside and bedrooms' temperatures ranged between 1 and 25°C and 10 and 28°C respectively)	Research-grade accelerometer (wrist-worn); (descriptive statistics only reported for fall-months for parsimony) Bedtime (Mean = 22:25 hour); Wake-up time (Mean = 6:03 hour); Time in Bed (Mean = 459 minutes); TST (Mean = 414 minutes); WASO (Mean = 45 minutes); SE (Mean = 90%); Sleep latency (Mean = 16 minutes); Longest Wake episode (Mean = 16 minutes); Activity Index (Mean = 39)	No control variables	(Study's results only partially reported here for parsimony); A significant correlation was observed between bedroom temperature in summer and the following outcomes: wake episode ($r = 0.46$; $P < 0.05$); SE ($r = -0.47$; $P < 0.05$) and WASO ($r = 0.49$; $P < 0.01$). No significant correlation between bedroom temperatures and sleep parameters was observed in other seasons Overall conclusion: higher sleep disruptions in summer compared to fall and winter	Skin temperature discussed as a potential mechanism but no mediation analysis was performed; Did not assess within-person effects; Associations between outdoor temperature and sleep parameters were not tested. Did not account for seasonality, social temporal factors, and other meteorological factors.
Pandey, 2005	Rochester, United States, [43°N] (City)	January to May, year not specified (repeated sleep assessments with temperature averaged for the whole study period, i.e., 105 days)	Intensive longitudinal study analyzed as a cross-sectional study (all observations averaged; N = 43 undergraduate students; 72 % Female; Mean age = 23 years)	Association between multiple ambient meteorological factors and ability to initiate and maintain sleep (Correlational)	Bivariate correlation	Weather station; daily temperature averaged over the study period (measurement range not reported; annual average range derived for reported months in Rochester: -8 to 20°C)	Self-report questionnaire (daily diaries); Sleep latency; Number of awakenings; WASO and TST (descriptive statistics not reported)	No control variables	Significant negative associations between temperatures and TST ($r = -0.21$, $P = 0.03$); non-significant associations with the other sleep outcomes Overall conclusion: lower temperature associated with improved sleep	Analytical strategy did not account for within-participants effects; largest association found between precipitation and SE ($r = -.42$, $P < .0005$). Did not control for other meteorological factors when estimating the association between temperature and sleep.

Quante, 2017	Boston, United States, [42°N] (City)	All seasons, 2012-2015 (repeated sleep assessments averaged with temperature measured the day preceding the sleep assessment)	Cross-sectional study (N = 669 children; 51% Female; Mean age = 13 years)	Association between outdoor weather variation, sleep and physical activity in 12-14-year-old children (Correlational)	Generalized Estimating Equation	Weather station; daily temperature (temperature range: -2 to 24°C)	Research-grade accelerometer (wrist-worn); Sleep duration (Mean = 466 min), sleep midpoint time (Mean = 3:20 hours), WASO (Mean = 54 min) and SE (Mean = 89 %)	Control variables included windspeed, precipitation, day length, snowfall, maternal education status, household income, child race/ethnicity, sex, age, BMI, pubertal development scale, and school attendance	Temperature negatively associated with sleep duration ($\beta = -.33$, 95% CI [-.50, -.17]), and SE ($\beta = -.02$, 95% CI [-.03, -.01]); association borderline with WASO ($\beta = -.09$, 95% CI [.00, .18]) and non-significant with sleep midpoint time ($\beta = .10$, 95% CI [-.14, .34]) Overall conclusion: weather-related factors modestly associated with sleep	Snow falls positively associated with WASO and sleep duration. Cross-sectional study susceptible to omitted variable bias.
Quinn, 2016	New York, United States, [41°N] (Households)	Winter and summer, 2013-2015 (repeated sleep assessments with temperatures averaged across the past 24-hours preceding the sleep assessment)	Longitudinal study (N = 40 households; Mean household members = 2.3 individuals; Median age = 29 years)	Association between indoor temperature, humidity, and health symptoms (Correlational)	Mixed-effects logistic regression	Sensor (indoor temperature) and weather stations (outdoor temperature). (Average daily outdoor and indoor temperatures appeared to range respectively between approximately -15°C to 33°C (outdoor) and 10 to 38°C (indoor); temperature ranges derived from the graphs displayed in the article)	Self-report questionnaire (custom single item); deviation from the normal subjective sleep quality (dichotomized value "better" or "worse" than usual)	Control variables included random effects for households, controls for household size and the number of surveys completed by the household	Self-reported sleep problems (rating last night's sleep as worse than usual) were significantly and positively associated with the last 24-hour average indoor temperature in the summer season only (OR = 2.28) Overall conclusion: Sleep quality was adversely affected by increased temperature but only in the summer season	Self-reported sleep problems were also significantly and positively associated with perceived (subjective) temperature (OR = 3.47); unclear whether the associations between outdoor temperatures and sleep were modelled and how. The study did not account for seasonality or social temporal factors.
van Loenhout, 2016	Arnhem and Groningen, The Netherlands, [51 - 53°N] (Households)	Spring and summer, April to September 2012 (repeated sleep assessments with temperature averaged across the past 24-hours preceding the sleep assessment)	Longitudinal study (N = 113 elderly individuals; 49% Female; Mean age = 74 years)	Association between indoor and outdoor temperature and heat-related symptoms in elderly individuals during the summer months (Correlational)	Logistic regression and Generalized Estimating Equation	Sensor; mean daily and weekly temperature (indoor temperatures ranged between 15 and 30°C and outdoor temperatures ranged between 11 and 24°C)	Self-report questionnaire (custom tool); subjective sleep disturbances (item and descriptive statistics not reported)	Control variables included gender and age	Bedroom daily temperatures significantly associated with sleep disturbances rated during the day, B = 1.21 (95% CI, 1.07, 1.48); outdoor temperature not significantly associated with sleep disturbances when controlling for bedroom temperatures Overall conclusion: The relationship with heat-related health problems in the elderly is stronger with indoor (living room and bedroom) temperature than with outdoor temperature	Did not control for social temporal factors, other meteorological factors or seasonality

Wang, 2022	Multiple counties, China, [18 - 52°N] (County)	All months in 2012 and 2016, with most of the assessments performed in August, July and December (repeated sleep assessments with temperature assessed the week preceding the sleep assessment; sensitivity analyses include lagged associations for the past 2 and 3 weeks, and the past 1, 2 and 3 months, rural vs urban, demographic variables)	Prospective cohort study with up to 2 measurement points per participant (N = 40, 470 adults; 51% Female; Mean age = 49 years)	Effect of ambient air temperatures on subjective poor sleep experience (Quasi-Experimental)	Linear fixed-effects regression	Weather station; average daily temperature (range ~ -20 to 35°C; Mean = 21°C)	Self-report questionnaire (custom tool); subjective sleep quality "experience" in the past 7 days (Mean score = 0.74, with 0 = less than one day where sleep was restless in the past week and 3 = five to seven days.) A score of 3 was considered as a poor sleep experience.	Control variables included, for the main model, average relative humidity, sunshine duration, wind speed, pressure, and cumulative precipitation along with their quadratics during the past week (county level), and the day of the interview as well as individual fixed effects; other variables included in sensitivity analyses (e.g., lagged effects)	No significant association between average temperature and poor sleep (full sample analysis) Compared with the 16-20°C bin, every additional day increase in the bin of 28°C significantly increases the likelihood of having poor sleep experience for all. Significant association between temperature and sleep in elderly and participants with lower educational level; Overall conclusion: high temperature can increase the probability of reporting poor sleep experience, notably in elderly, lower educated and rural residents and those who do not own air conditioners	Sensitivity analyses show: (1) The effect of average temperature on sleep was significant in rural residents (probability of reporting poor sleep experience increases by 2.34 % when the temperature increases by 1 SD; (3) only the past one week, two weeks, three weeks, and one month's daily temperature significantly affect sleep experience; (4) compared with participants who did not own AC, a +1 SD increase in avg. temperature decreased the chance of poor sleep experience by 1.12 percentage points among people who owned AC
Weinreich, 2015	Essen, Bochum and Mülheim, Germany, [51°N] (City)	All seasons, 2006-2008 (single sleep assessment with temperature assessed the day preceding the sleep assessment as well as averaged the 2- and 3-days preceding the sleep assessment)	Cross-sectional study (N= 1773 adults; 49% Female; Mean age = 64 years)	Association between air pollution, temperatures and sleep disordered breathing in the general population (Correlational)	Logistic regression	Weather station; daily temperature (range = -4 to 29°C; Mean = 13°C)	Screening device for apnea-hypopnea index; AHI and sleep disordered breathing (Mean = 11 events per hours indicating mild sleep apnea)	Control variables included seasons, daily relative humidity and air pollution as well as age, sex, BMI, education, smoking habits, alcohol consumption and physical activity	Daily mean of outdoor temperature was not associated with SDB severity. One IQR increase in temperature (8.6°C) associated with a 10.2% (95% CI 1.2–20.0%) increase in AHI Overall conclusion: short-term increases in ozone concentration and temperature are associated with higher sleep disordered breathing	Association between temperature and AHI stronger in summer (32.4% (95% CI 0.0–75.3%) increase in AHI per 8.6°C). Sensitivity analyses suggested that associations for temperature was not significant when air pollution were added in the model. Cross-sectional study susceptible to omitted variable bias.
Williams, 2019	Cambridge, United States, [42°N] (City/Households)	June to August 2015 during three extreme heat events (Repeated sleep assessments with bedroom temperature recorded the night	Longitudinal study (20 days of observations; total number of observations not reported; N = 51 low-income older adults spread in two groups residing in two	Characterizing the indoor environmental quality in public housing and its association with health parameters (Correlational)	Poisson generalized additive mixed model	Sensor: average bedroom nighttime temperature sampled at the 5-min level (Mean temperature during the survey for the two groups = 26 and 23°C; indoor temp range: 18-32 °C)	Commercial activity monitor (accelerometer-based, wrist-worn); movements at night (tosses and turns; descriptive statistics not reported)	Control variables included nested random effects for individuals and the buildings in which the participants were recruited	Number of tosses and turns increased significantly with indoor mean temperatures (results not numerically reported but plotted); no significant association with self-reported or monitored-derived sleep	Self-reported hydration did not increase with temperatures suggesting that participants lack adaptive behavioral strategies. Did not control for social temporal factors,

		of the sleep assessments)	different buildings; 54 and 59% Female; Mean age = 65 and 66 years)						duration (coefficients not reported). Overall conclusion: higher indoor temperatures is associated with higher sleep disruption	other meteorological factors or seasonality.
Xiong, 2020	Sydney, Australia, [33°S] (Households)	January to March 2019 (repeated sleep assessments with bedroom temperature recorded the night of the sleep assessments)	Cross-sectional study (k = 217 observations; N = 48 adults; 54% Female; Mean age = 36 years)	Association between bedroom temperature, ventilation and sleep parameters and quality (Correlational)	Linear regression	Sensor; average bedrooms' nighttime temperature sampled at the 5-min level (Mean temperature during the survey = 26°C ± 1.7; temperature range ± 3SD: (21-31°C))	Commercial activity monitor (accelerometer-based, wrist-worn); SE (Mean = 88%); Light, REM and deep sleep, number of awakenings. Self-reported measures: Satisfaction and calmness of sleep, ease of falling asleep and of awakening (descriptive statistics not reported for these outcomes)	Not explicit whether – and if so which – controls were used	Significant negative association between bedroom temperature and SE, and significant and positive association between temperature and percentage of light sleep (correlations plotted, descriptive statistics unclear, effect sizes look small) Overall conclusion: higher bedroom temperature associated with device measured poorer sleep but not self-reported sleep measures	Higher bedroom CO2 concentration significantly associated with lower deep sleep (%) and self-reported sleep quality; no results provided between temperature and self-report sleep outcomes. Cross-sectional study susceptible to omitted variable bias. Did not control for social temporal factors, other ambient environmental factors or seasonality.
Xu, 2021	Shanghai, China, [31°N] (Bedroom)	Assessment performed in summer in air-conditioned bedrooms, year(s) not explicitly reported (repeated sleep assessments with bedroom temperature recorded the night of the sleep assessments)	Longitudinal study (7 days of observations; N = 41 healthy adults; 32% Female; Age ranged from 22 to 52 years)	Association between bedroom temperature and sleep (Correlational)	Bivariate correlation and linear regression	Sensor: average bedroom nighttime temperature sampled at the 1-min level (Average mean temperature during the survey ranged from 24 to 30.5 °C)	Commercial activity monitor (accelerometer-based, wrist-worn); Slow wave sleep (Mean = 73.8 min) and sleep efficiency (Mean = 86.7%)	Control variables included the objective measures of relative humidity, carbon dioxide concentration, and noise level	Significant correlation between temperature and slow wave sleep (r = -0.38); association not significant between temperature and SE (r = 0.06). Overall conclusion: higher air temperature associated with poorer sleep quality in summer in air-conditioned bedrooms	Air temperature and carbon dioxide concentration might have a greater impact on the sleep quality of males, while noise level might have a greater impact on the sleep quality of females. Analytical strategy did not assess within-participant associations. Did not control for social temporal factors or seasonality.
Yan, 2022	Shanghai, China, [31°N] (Bedroom)	Summer assessment conducted from July – August 2018 in bedrooms with access to AC units and fans (repeated sleep measurements with bedroom air temperature recorded the night	Longitudinal study (6 days of observations; N= 40 independently living elderly adults with no chronic disease; 56% Female; Mean age = 71 ± 5.0 years; only a third of participants reported using their	Association between bedroom temperature during sleep period, objective sleep parameters and subjective sleep parameters (Correlational)	Generalized linear mixed model regression	Sensor; bedroom air temperature, relative humidity and CO2 concentration measured at 5-min intervals during sleep period; skin temperature at wrist measured at night in 3-min intervals. (Average bedroom temperature during	Commercial activity monitor (accelerometer-based, wrist-worn); Time in bed (TIB) Median = 432.5 (IQR 380.0-468.8), total sleep time (TST) = 363.0 (314.0 - 393.0), sleep efficiency (SE) 84.5 (81.2-87.9), time awake after sleep onset (WASO) 66.5 (50.0-82.3), light sleep duration 230.5 (194.3-267.8), deep sleep duration	Control variables included sensor measures of relative humidity, carbon dioxide concentration	Significant associations between bedroom temperature and several objective and subjective sleep outcomes. A 1°C increase in bedroom temperature associated with decreases in total sleep time (-5.1min), sleep efficiency (-0.7%), REM sleep (-2.1 min), light sleep (-7.0min),	Does not indicate whether individual random effects were included. Did not control for social temporal factors or seasonality. Bedroom temperature not significantly associated with deep sleep, time in bed or ease of awakening,

		of the sleep assessments)	AC during the sleep period)			sleep period ranged from 26-32 °C; relative humidity ranged from 36–88%; CO ₂ concentration ranged from 36–88%; Outdoor temperature during the study ranged from 26-35°C but not included in analysis)	52.0 (37.3-67.0), REM sleep duration 69.5 (44.3-85.0). Self-report questionnaire on five-point Likert scales; calmness of sleep 4 (3-5), ease of falling asleep 4 (3-4), ease of awakening 4 (3-4.8), freshness after awakening 4 (3-4) and sleep satisfaction 4 (3-4).		subjective calmness of sleep (-1.6), ease of falling asleep (-1.1), freshness after awakening (-1.6), satisfaction about sleep (-2.3) and an increase in time awake after sleep onset (2.3min). Overall conclusion: Bedroom temperature negatively associated with sleep quantity and quality among elderly with air conditioning and fan access.	although all coefficients were negative. Control variables vary across outcomes. Sleep duration was negatively correlated with CO ₂ concentration. TST decreased by 11min per 100ppm increase in CO ₂ concentration (adjusted for air temperature). Shorter TST correlated with higher wrist skin temperature.
Zanobetti, 2009	Seven cities, United States [25°N - 50°N] (Households)	All seasons, 1995-1998 (single sleep assessment with 365-day moving average of temperature and the difference between the daily temperature outcome and the 365-day average preceding the sleep assessment)	Cross-sectional (N = 3030 adults; 52% Female; Mean age = 63 years old)	Association between air pollution and sleep disordered breathing and sleep efficiency (Correlational)	Mixed effects regression	Weather station; daily temperature averaged over a year (averaged daily temperatures ranged from 7 (Minneapolis) to 23°C (Tucson))	PSG; Respiratory disturbance index (RDI), computed as the ratio of the count of all apneas and hypopneas to the total sleep time, expressed as hours (Mean = 14; interpretation unclear); SE (Mean = 83%)	Control variables included age, sex, ethnicity, educational level, smoking history, alcohol consumption and coffee, tea and soda. Random effects for each city were included.	Significant association found between temperature (short-term) and RDI with +4°C associated with 12% increase 95%CI [1.96, 22.01] in RDI (effect not modified by seasons); other associations between long-term temperature or with SE not significant Overall study's conclusion: increases in the respiratory disturbance index are associated with increases in short-term temperature	RDI also significantly associated with increase in pollution levels in summer months. Cross-sectional study susceptible to omitted variable bias. Did not control for social temporal factors, other meteorological factors or seasonality.

Abbreviations. PSG: polysomnography; AHI: apnea-hypopnea index; PM (2.5/10): particulate matter (density in micron); WASO: wake after sleep onset; SE: sleep efficiency; TST: total sleep time; NREM: non-rapid eye movement; MEQ: morningness-eveningness questionnaire; BRFSS: behavioral risk factor surveillance questionnaire; PSQI: Pittsburgh sleep quality index; RDI: respiratory disturbance index.

Figure 3 illustrates the range of observed ambient temperatures and latitudes for each of the studies in this review. Aggregating these ranges suggests a greater observational density for hotter compared to colder temperatures (bottom heat bar, Figure 3A) and for northern latitudes compared to both the equatorial region and the southern hemisphere (right heat bar, Figure 3B). Notably, just four (15%) of the studies investigated temperature-related sleep responses in the Tropics, even though the region is home to approximately 40% of the global human population (blue histogram, Figure 3B).^{24,61,65,69}

Figure 3. Range of observed ambient temperatures (A) and latitudes (B). of included studies

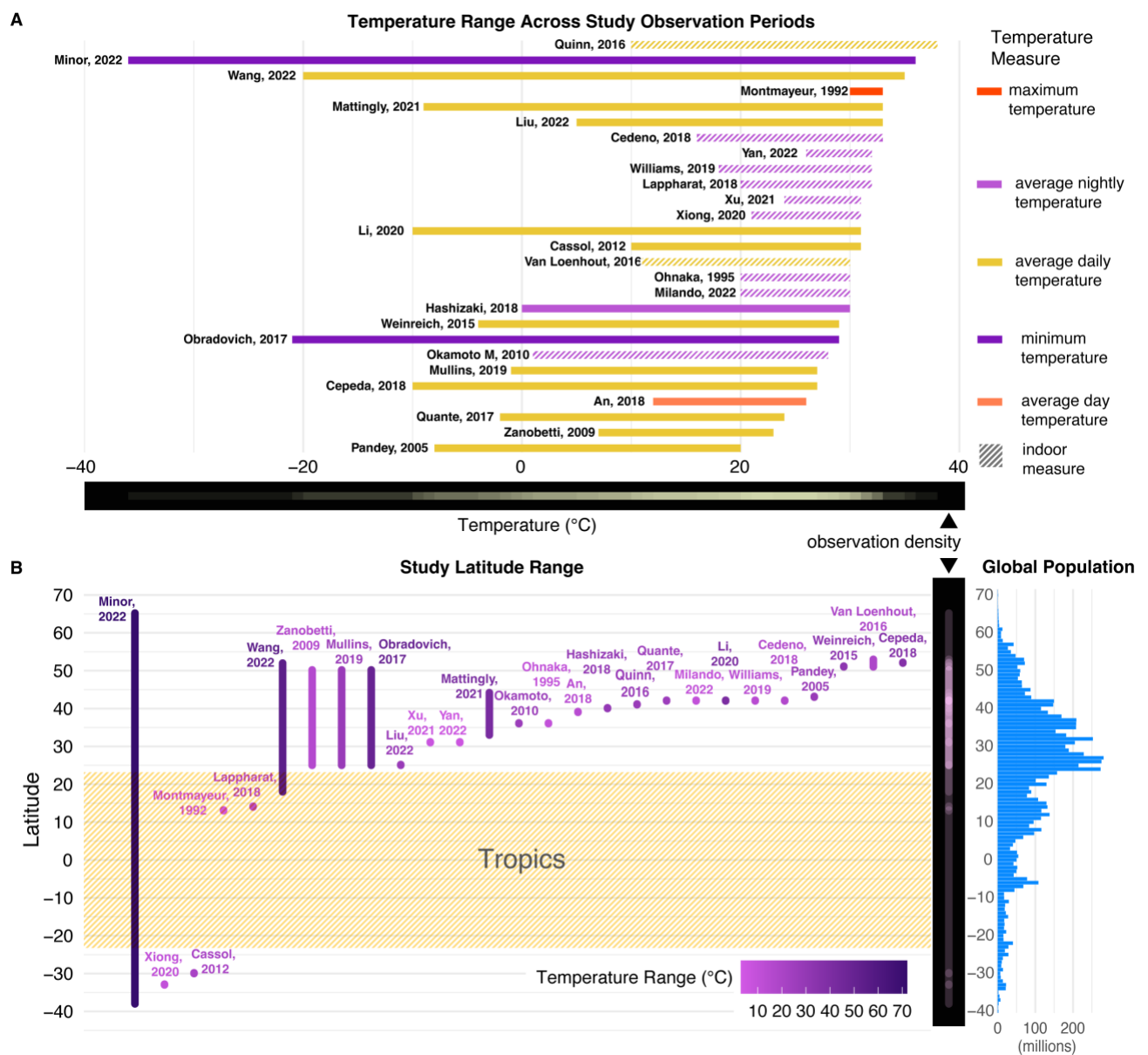


Table 4. Methodological quality of included studies

	Item 1: non-linearity inspected	Item 2: exposure assessed more than once	Item 3: within-participant variation analyzed	Item 4: sleep and temperatures measured over the whole year	Item 5: seasonality or day length controlled	Item 6: temporal variables controlled	Item 7: humidity controlled	Item 8: wind speed controlled	Item 9: cloud cover controlled	Item 10: precipitation controlled	Item 11: indoor and outdoor temperature measured and analyzed	Item 12: lagged temperature effects inspected	Item 13: personal cooling technologies measured and analyzed	Item 14: sleep measured with questionnaires and devices
An, 2018	0	1	1	0	0	0	0	1	0	1	0	0	0	0
Cassol, 2012	0	0	0	1	1	0	0	0	0	0	0	0	0	0
Cedeño L, 2018	0	1	1	0	0	0	0	0	0	0	0	0	1	0
Cepeda, 2018	0	1	1	1	1	1	0	0	0	0	0	0	0	0
Hashizaki, 2018	1	1	1	1	1	1	0	0	0	0	0	0	0	0
Lappharat, 2018	0	0	0	0	0	0	0	0	0	0	0	0	0	1
Li, 2020	1	1	1	1	0	1	0	0	0	0	0	1	0	1
Liu, 2022	0	0	0	1	0	0	0	0	0	0	0	0	0	0
Mattingly, 2021	0	1	1	1	1	0	1	1	1	0	0	0	0	0
Milando, 2022	0	1	0	0	0	1	0	0	0	0	0	0	0	1
Minor, 2022	1	1	1	1	1	1	1	1	1	1	0	1	0	0
Montmayer, 1992	0	1	0	0	0	0	0	0	0	0	0	1	0	0
Mullins, 2019	1	0	0	1	1	1	1	0	0	1	0	0	0	0
Obradovich, 2017	1	0	0	1	1	1	1	0	1	1	0	0	0	0
Ohnaka, 1995	0	1	0	0	0	0	0	0	0	0	0	0	0	0
Okamoto M, 2010	0	1	0	0	0	0	0	0	0	0	0	0	0	0
Pandey, 2005	0	0	0	0	0	0	0	0	0	0	0	0	0	0
Quante, 2017	1	0	0	1	1	0	0	1	0	1	0	0	0	1
Quinn, 2016	0	1	1	1	0	0	0	0	0	0	0	0	0	0
Van Loenhout, 2016	0	1	1	0	0	0	0	0	0	0	1	0	0	0
Wang, 2022	1	1	1	0	1	1	1	1	0	1	0	1	1	0
Weinreich, 2015	1	0	0	0	1	0	1	0	0	0	0	1	0	0
Williams, 2019	1	1	1	0	0	0	0	0	0	0	0	0	1	1
Xiong, 2020	0	1	0	0	0	0	0	0	0	0	0	0	0	1
Xu, 2021	0	1	0	0	0	0	1	0	0	0	0	0	0	1
Yan, 2022	0	1	0	0	0	0	1	0	0	0	0	0	1	1
Zanobetti, 2009	0	0	0	1	1	0	1	1	1	1	0	0	0	0

As shown in Table 4, study quality was generally low as assessed by the 14-item research quality checklist developed for this systematic review (i.e., the quality criteria were only met by ~30% of all cells, marked in the table in green). Although there was a high degree of heterogeneity between studies in terms of evaluated quality, some specific criteria were rarely met by the extant literature such as the combined measurement and analysis of both indoor and outdoor temperatures (estimated by only one prior study), the inclusion of personal cooling strategies (e.g., fans), or other time-varying meteorological controls that might otherwise confound inference between temperature and sleep.

Narrative synthesis for the association between ambient temperature and sleep

Overall, most studies (i.e., 22 articles, 80%) concluded that higher temperatures were associated with poorer sleep, with two articles explicitly characterizing the association as “modest” in terms of effect size.^{64,79} Among the five remaining studies: (i) two observed a positive effect of temperature on sleep, with one study performed in China reporting a positive association between temperature and self-reported sleep duration,⁶⁸ another, performed in Brazil, showing that apnea-hypopnea index was inversely correlated with ambient temperature;⁷⁷ (ii) two other studies were not explicit in their conclusion about this specific temperature-sleep association, with one not observing a significant association between temperature and sleep duration (but delayed sleep timing),⁶² and another observing a significant association between temperature and the number of awakenings but focusing on sleep adaptation in expatriates (not the impact of heat);⁶¹ and (iii) one study showing a non-significant association (neither positive nor negative) between indoor temperature and sleep duration.⁷⁵ In regards to sleep apnea specifically, the abovementioned result⁷⁷ contradicts two other studies included in the present review showing a significant and positive association between temperature and apnea-hypopnea indexes;^{76,78} while a fourth study did not observe significant relationships between temperature (indoor) and apnea-hypopnea indexes.⁶⁹

Results are less contrasted with other sleep outcomes and assessment methods. For example, the four studies using research-grade accelerometers^{64,79–81} all found that higher temperature was associated with poorer sleep (i.e., notably reduced sleep duration and sleep efficiency, as well as increased WASO). In the same vein, four of the six studies using commercial-grade activity monitors found negative associations between ambient temperature and sleep duration,^{24,63,71} efficiency^{71,73} (but see^{74,75} for a non-significant association), WASO and REM sleep,⁷¹ nighttime body-movements⁷² and slow wave sleep.⁷⁴ Eight studies using questionnaires reported that higher temperature was associated with poorer subjective sleep.^{33,34,65–67,69–71} One study did not observe a significant association between temperature and subjective sleep in adults with episodic migraine,⁶⁴ and another study reported a positive association between temperature and sleep duration in a large cohort of students.⁶⁸ Among the five higher quality studies that fulfilled at least half of the quality criteria,^{24,33,62,64,65} all concluded that higher temperature was associated with poorer sleep outcomes.

For the six studies that identified significant negative effects of temperature on sleep duration, estimated effect sizes appeared to vary in magnitude from modest to large, with effects

scaling across the temperature distribution.^{24,34,63,67,71,79,80} For instance, a multi-country study found that at the colder end of local temperature distributions, a +1°C increase reduced sleep by just 0.20 minutes during winter months but sleep was reduced by 0.97 minutes per +1°C during the last month of summer,²⁴ whereas a US-based national time use diary study conducted across all seasons estimated a linear sleep reduction of 0.45 minutes per +1°C.³⁴ By comparison, a Boston-based study conducted during a summer heatwave estimated a larger sleep reduction of 2.7 minutes per +1°C increase in bedroom temperature for a sample of young adults,⁶³ while a Shanghai-based study estimated a large magnitude reduction of 5.10 minutes in total sleep time per +1°C increase for a sample of elderly participants.⁷¹ Taken together, these results suggest that ambient temperatures may exact both cumulatively and progressively larger sleep impacts at higher ambient temperatures, with one study²⁴ estimating that nights exceeding 25°C push 4,600 additional people to experience a short (<7 hour) night of sleep per 100,000 adults compared to the cold optimum identified.

Other relevant results

Other notable results that further contextualize the temperature-sleep association include (i) the role of seasons, (ii) the impact of other weather and environmental variables, (iii) the presence of non-linear associations between temperature and sleep, (iv) the potential mechanisms explaining how temperature impacts sleep, (v) the specific role of indoor temperature beyond outdoor temperature, and (vi) the role of adaptation measures.

Seasonality

In regards to seasonality, several studies showed that the negative impact of ambient temperature on sleep was more pronounced in the hottest months of the year as discussed earlier in this review,^{24,60,81,82} although one study failed to replicate this effect.⁷⁶ A study conducted in the Netherlands highlighted that the seasonality of sleep duration – with people sleeping less during summer and more during winter – appeared to be mainly driven by ambient temperature (i.e., the percentage of variance explained by seasons decreased significantly when temperature was controlled for).⁸⁰ However, another study conducted across the US, found that seasons and day length were the only significant variables associated with sleep duration over 3 principal components mainly representing temperature, wind, humidity and cloud coverage (all of these derived components were not significantly associated with sleep duration).⁶² However, all subjects in this last study were information

technology workers working in thermally controlled indoor offices, potentially buffering against outdoor thermal exposures.

Effect modification with other weather variables

Other weather outcomes such as humidity, precipitation, cloud cover or wind speed were included as control variables in several studies.^{24,34,62,68} In the largest device-based study included in this review,²⁴ authors showed that (i) the impact of temperature on sleep duration was independent from other weather variables and that (ii) higher levels of precipitation, wind speed and cloud coverage marginally increase sleep duration while both low and high levels of humidity significantly reduce sleep duration. Additionally, high diurnal temperature range (the difference between daily maximum and minimum temperature) further reduced sleep duration, albeit to a lesser degree than high night-time temperature.²⁴ Concerning humidity specifically, several experimental studies previously showed that the combination of high levels of indoor humidity and heat create the worst conditions for sleep.^{32,84} At high ambient temperature, high levels of humidity compromise the body's evaporative cooling thermoregulatory response and thus increase the risk of heat stress and hyperthermia, possibly challenging the nocturnal core body temperature decline.⁴⁷ Although evidence remains sparse, one article included in our review investigated the combined effect of heat and humidity on sleep, finding that higher heat index values progressively reduced sleep duration.²⁴

Functional form of the temperature-sleep association

Regarding the functional forms that the temperature-sleep association may take, most studies assumed a linear response but three studies found non-linear associations.^{24,33,60} For example, one global-scale study observed a monotonic decline in sleep duration as night-time temperature increased, but uncovered an inflection point (i.e., a steeper decline) at 10°C, with progressively larger effects at higher temperatures.²⁴ Interestingly, the same study found that the marginal effect of ambient temperature on sleep loss was over twice as large in the warmest climate regions compared to the coldest areas, consistent with the kinked functional form identified. A second study found a U-shape association between nighttime temperature and wake after sleep onset, as well as an inverse U-shape functional form for sleep efficiency, with the lowest level of wake after sleep onset and higher sleep efficiency in the range 10-15°C.⁶⁰

Potential mechanisms

Several researchers have discussed putative causal mechanisms linking temperature and sleep or the role of sleep as a mediator of the association between heat and other health and behavioral outcomes,^{14,15,85,86} although evidence remains limited in this regard. Two studies inferred that body skin temperature may be one of the mechanisms linking temperature and sleep outcomes in the elderly, with higher skin temperature associated with poorer sleep in studies conducted in Japan and China.^{71,84} A second study investigated the interplay between temperature, sleep and mental health.³⁴ This last study proposed that sleep loss may be a plausible mechanism explaining the effect of higher temperature on emergency department visits for mental disorders and suicide attempts – both of which exhibited consistent functional forms – but the authors did not perform a proper mediation analysis to test this hypothesis. Another study showed that shorter sleep duration induced by higher temperature may be a mediating factor of the negative association between temperature and cognitive functions.⁶³ However, the mediation analysis was only significant for one of five cognitive outcomes assessed. The authors concluded that a small sample size precluded their analysis from yielding conclusive results about the mediating role of sleep in cognitive effects.

Indoor and outdoor temperatures

Only two studies included in the systematic review combined measures and simultaneous analyses of indoor ambient temperature in parallel with outdoor temperature.^{66,70} A first study, performed in The Netherlands, showed that outdoor temperature was no longer associated with self-reported sleep disturbances when also including indoor (bedroom) temperature in their model specification, with the latter being significantly associated with sleep disturbances.⁶⁶ Interestingly, the second study, conducted in New York, showed that indoor ambient temperature was systematically higher than outdoor temperature, even in summer and with 92 % of the sample reporting air conditioning ownership.⁷⁰ However, this study focused on the effect of indoor temperature and did not statistically control for outdoor temperature when testing the association with sleep, rendering it impossible to disentangle the effect of indoor *versus* outdoor temperature on sleep. A third study measured both indoor and outdoor temperature for elderly residents in Shanghai but only included indoor temperatures in the final analysis.⁷¹ The range of reported indoor temperatures closely approximated the outdoor range. A separate study found greater sleep loss on days with larger diurnal temperature ranges and cumulatively larger lagged negative effects of outdoor ambient temperature on

sleep loss, suggesting that interior environments may trap ambient heat and prolong temperature-related sleep loss.²⁴

Adaptation measures

Finally, only a minority of studies investigated behavioral or technological adaptations that might protect sleep from heat. One study, conducted in Sydney, Australia, showed that air conditioning was rarely operated compared to open windows and the use of fans, and that air conditioning did not interact with the study results showing that higher bedroom temperature was associated with poorer sleep.⁷³ Similarly, a separate study found that only a third of elderly participants activated their AC units to cool their rooms at night.⁷¹ Despite uniform AC and fan access, higher bedroom temperatures were associated with large reductions in sleep quantity and quality. Another study showed that older adults did not report higher levels of hydration (i.e., drinking episodes) when temperature increased, suggesting that participants lacked adaptive behavioral strategies.⁷² One study also investigated whether people adapt to night-time sleep impacts with compensatory sleep during the day (napping), week (catch up sleep) or across summer months (intra-annual acclimatization), but did not find any evidence of sleep adaptation.²⁴ This same study also found that residents already living in warmer climate regions were more affected per degree of temperature increase than those living in colder areas, suggestive of limited long-run adaptation. This may indicate an upper threshold for human physiology and appears similar to the pattern observed for the temperature-mortality relationship in Europe.⁴³

Narrative synthesis for available climate change projections

Two studies investigated whether warming nighttime temperatures due to climate change would increase the incidence of insufficient sleep in the future.^{24,33} Obradovich et al. 2017 calculated nighttime temperature anomalies for 2050 and 2099 for the Representative Concentration Pathways “high greenhouse gas (GHG) concentration” scenario (RCP8.5; IPCC) and the United States based on a large empirical self-reported sleep dataset.³³ Assuming no further adaptation and that the same functional sleep response persists in the future climate, these authors inferred that climate change may cause between 6 to 14 additional nights of insufficient sleep per 100 individuals by 2050 and 2099, with the greatest increase in climate change-induced nights of insufficient sleep evident in areas of the western and northern United States. Assuming that future adaptation responses do not exceed those observed across the diverse global climate regions examined in the recent historical record,

Minor et al. 2022 projected the impact of climate change on sleep for two scenarios: the end-of the century GHG stabilization scenario (RCP4.5) and the increasing GHG concentration scenario (RCP8.5), using empirical sleep data from 68 countries.²⁴ Their globally averaged, population-weighted projections indicate that by 2099, sleep loss might vary between approximately 50 hours per year in a stabilized GHG scenario (RCP4.5) to 58 hours under a less plausible increasing GHG scenario (RCP8.5). By the end of the century, the authors separately estimate that individuals might experience 13 (RCP4.5) to 15 (RCP8.5) excess short (<7 hours) nights of sleep per person per year. These last simulations also indicate that global inequalities in the effect of climate change on sleep loss may scale with future greenhouse gas concentrations, with the warmest regions of the world disproportionately impacted. The authors reported that future sleep loss may also be larger for certain demographics that were less represented in their sample composition, referring to their subgroup analyses that found larger marginal effects for residents from lower-income countries (by a factor of approximately 3), older adults (by a factor of 2) and women (~25% higher).²⁴

Discussion

Projection studies estimate that, with ongoing climate change, the number of nights with insufficient sleep may significantly increase by the end of the century.^{24,33} Since the global prevalence of poor sleep is already high, it is crucial to develop a detailed and comprehensive understanding of the effect of temperature on sleep. The present systematic review, which includes 27 original articles, shows that higher outdoor or indoor ambient temperatures, expressed either as daily mean or nighttime temperature, are negatively associated with various sleep outcomes worldwide. This negative effect of higher ambient temperatures on sleep is stronger in the warmest months of the year, among vulnerable populations, notably in the elderly, and in the warmest areas of the world. This result seems consistent across various sleep indicators including sleep quantity, timing or quality and measured via various means including questionnaires, polysomnography, research-grade or commercial activity monitors (see Tables 2 and 3 for a summary of the results). Although the heat-related results are in accordance with those from previous reviews focused on experimental studies manipulating indoor temperatures,²⁶ studies investigating both cold and hot outdoor ambient temperatures have found elevated sleep duration during colder temperatures, suggesting that people may be better at adapting to low ambient temperature than to ambient heat.

Nonetheless, the methodological quality of most studies included in the present systematic review is low (see Table 4). The current literature is notably limited by a relatively poor consideration of key potential individual, spatiotemporal and social confounders. For instance, only 41% (11/27) of the studies statistically adjusted for location-specific seasonality (see Table 4), even though seasonality is associated with changes in daylight, environmental characteristics and behaviors that may also influence or otherwise spuriously associate with sleep. Although the impact of temperature on sleep appears robust – even when controlling for other weather variables (i.e., precipitation, cloud cover, humidity, wind speed, diurnal temperature range), only few studies properly handle these covariates.^{24,34,62} The negative association between ambient temperature and sleep also remains significant when controlling for adaptation measures such as the utilization of air conditioning, but this should also be further explored.^{34,65,70,71} Additionally, only 18% (5/27) of the studies assessed the plausible lagged effects of ambient temperature conditions on sleep in addition to the contemporaneous effect (see Table 4).^{24,61,64,82}

Moreover, the relative importance of indoor and outdoor ambient temperatures remains remarkably unclear and virtually unassessed. According to the only study that accounted for both measures, indoor temperature (i.e., measured in the bedroom), more than outdoor temperature, appeared to drive the relationship between ambient heat and sleep.⁶⁶ It is worth highlighting that climate change is shifting the underlying distribution of local outdoor temperatures, yet adaptation will continue to transpire both outdoors and indoors. Thus, both ambient temperature measures likely impact human sleep through potentially distinct and/or overlapping pathways that should be investigated in future research, both independently – and where possible – in combination. Similarly, it's unclear how daytime and nighttime temperatures interact to impact sleep. To our knowledge, only one study tested this effect and found that a higher diurnal temperature range was independently associated with decreased sleep duration.²⁴

These limitations and the quality assessment performed for this review help to draw a set of recommendations for future studies. First, researchers and funding agencies should pursue large-scale cooperative projects leveraging repeated person-level sleep measures (including, but not limited to personal sensing technologies) and longitudinal study designs across larger, and more globally diverse populations, and for longer periods of unobtrusive observation.⁸⁷ The geographic distribution of studies conducted so far does not cover the global distribution

of the human population (Figures 2, 3B). Drawing on these timeseries data, researchers should explicitly control for time-invariant between-individual differences to identify within-person temperature-sleep responses.

Second, key spatiotemporally-varying factors should be more consistently controlled in future studies, including daily precipitation, percentage of cloud cover, relative humidity, average wind speed, local climatological conditions for these meteorological variables, and potentially, other relevant ambient environmental factors (e.g., air pollution, day length, etc.).²⁴ Further, for quasi-experimental study designs that seek to identify plausibly causal effects from as good as random variation in ambient temperature fluctuations in real-life environments, researchers should control for location-specific seasonality as well as socio-temporal trends by accounting for day of study-specific shocks due to calendar-induced behavioral changes and macro events that might spuriously associate with both temperature and sleep outcomes.

Third, future studies should strive to investigate the effects of indoor *versus* outdoor temperatures and diurnal *versus* nighttime temperatures on sleep.⁶⁶ Fourth, studies should consider the lagged and cumulative effects of temperature and other meteorological variables on sleep outcomes. Fifth, behavioral and technological adaptation measures should be more consistently measured and included in analyses; this includes hydration, behaviors related to sleep hygiene and the utilization of fans or air conditioners.^{31,63,72} Sixth, non-linearity in the association between temperature and sleep, as well as other meteorological controls, should be systematically inspected and reported.²⁴ Seventh, a priority should be given to vulnerable populations who received scant attention so far, including habitants of low-income countries, individuals with low financial resources within high-income countries, women in peripartum period,⁸⁸ developing infants and children,^{79,89} residents living in the tropics (Figure 3B), residents living in extremely cold and hot environments (Figure 3A), incarcerated populations with limited environmental controls, individuals with mental health disorders, and those with sleep disorders such as insomnia and restless legs syndrome.⁵⁴ Eighth, and as argued before,^{15,85} more mechanistic studies are still very much needed to both better understand (i) the potential mediators of the temperature-sleep association beyond physiological parameters (e.g., mental health)⁹, and (ii), although not the main focus of this systematic review, the contribution of sleep issues in the pathway between ambient temperatures and health outcomes (e.g., mortality).^{29,90} Given the congruence between the recently identified

temperature-sleep functional response and temperature-mental health functional forms,^{11,24,33,34,91} carefully designed field experiments that enable rigorous assessments of mediation while also experimentally shutting down other temperature-sensitive pathways are needed to inform well-targeted policy responses that bolster heat and sleep resilience. Finally, only 30% (8/27) of the studies in this review investigated temperature-sleep relationships across multiple cities or geographic regions,^{24,33,34,62,65,66,76,82} and only one featured multiple countries.²⁴ Since spatial autocorrelation is likely high within single county and city studies – likely introducing bias to results and interpretation⁹² – researchers should strive to carry out research investigations and multi-country collaborations across diverse geographic regions while statistically accounting for spatially correlated errors.

Fostering adaptation

Beyond observational studies, there is an urgent need for interventional studies aiming to foster heat adaptation at different levels, from interventions focused on individuals to environmental and structural modifications.⁹³ At the individual level, evidence-based sleep hygiene measures should be tested to see whether such behavioral measures can foster adaptation to ambient heat. This includes general sleep health measures, such as the avoidance of caffeine, nicotine, alcohol and daytime naps, stress management, sleep timing regularity, management of bedroom noise and artificial light.⁹⁴ Additionally, heat-specific behavioral adaptations should also be assessed, including cool showers before bedtime, the use of fans (when relative humidity <30%),^{95,96} water sprays, daytime hydration, reduced bedding, and light cotton clothing.⁸⁸ Traditional lifestyle interventions, such as the promotion of regular physical activity, are also crucial given the role of physical fitness towards heat adaptation.^{97,98} These interventions could be implemented through traditional randomized controlled trials or using innovative designs such as just-in-time interventions using weather forecasts that might be particularly relevant for heatwaves.^{99,100} At the societal level, equitable adaptation should be promoted¹⁰¹. These efforts should ideally be combined with environmental measures such as urban greening,¹⁰² urban water features, passive cooling and the improvement of buildings' insulation and ventilation systems.^{31,103}

Conclusion

The present systematic review shows that higher temperatures are generally associated with poorer sleep outcomes worldwide. Given the absence of solid evidence on fast sleep adaptation to heat, rising average temperatures induced by climate change pose a serious threat to human sleep and therefore human health, performance, and wellbeing. Although this work identified several methodological limitations of the extant literature, a strong body of evidence from both this systematic review and previous experimental studies converge on the negative impact of elevated temperatures on sleep quality and quantity. Pertinent to policymakers, planners and sleep researchers, the intensity of night-time warming is projected to continue to exceed daytime warming in most populated areas,^{29,104–106} while urbanization will likely further exacerbate night-time ambient heat exposure for most of humanity.¹⁰⁷ Even if these relationships and their associated pathways can be refined further through future well-designed observational studies as we advise here, we argue that interventional studies are now urgently needed to foster adaptation and safeguard the essential restorative role of sleep in a hotter world.

References

1. Whitmee S, Haines A, Beyrer C, Boltz F, Capon AG, Dias BF de S, et al. Safeguarding human health in the Anthropocene epoch: report of The Rockefeller Foundation–Lancet Commission on planetary health. *The Lancet*. 2015 Nov;386(10007):1973–2028.
2. Ebi KL, Frumkin H, Hess JJ. Protecting and promoting population health in the context of climate and other global environmental changes. *Anthropocene*. 2017 Sep 1;19:1–12.
3. Ebi KL, Capon A, Berry P, Broderick C, Dear R de, Havenith G, et al. Hot weather and heat extremes: health risks. *The Lancet*. 2021 Aug 21;398(10301):698–708.
4. Romanello M, McGushin A, Napoli CD, Drummond P, Hughes N, Jamart L, et al. The 2021 report of the Lancet Countdown on health and climate change: code red for a healthy future. *The Lancet*. 2021 Oct 30;398(10311):1619–62.
5. Watts N, Amann M, Arnell N, Ayeb-Karlsson S, Belesova K, Boykoff M, et al. The 2019 report of The Lancet Countdown on health and climate change: ensuring that the health of a child born today is not defined by a changing climate. *The Lancet*. 2019 Nov 16;394(10211):1836–78.
6. Lee H, Myung W, Kim H, Lee EM, Kim H. Association between ambient temperature and injury by intentions and mechanisms: A case-crossover design with a distributed lag nonlinear model. *Science of The Total Environment*. 2020 Dec 1;746:141261.
7. Parks RM, Bennett JE, Tamura-Wicks H, Kontis V, Toumi R, Danaei G, et al. Anomalously warm temperatures are associated with increased injury deaths. *Nat Med*. 2020 Jan;26(1):65–70.
8. Onozuka D, Hagihara A. All-Cause and Cause-Specific Risk of Emergency Transport Attributable to Temperature: A Nationwide Study. *Medicine (Baltimore)*. 2015 Dec;94(51):e2259.
9. Thompson R, Hornigold R, Page L, Waite T. Associations between high ambient temperatures and heat waves with mental health outcomes: a systematic review. *Public Health*. 2018 Aug 1;161:171–91.
10. Liu Y, Saha S, Hoppe BO, Convertino M. Degrees and dollars – Health costs associated with suboptimal ambient temperature exposure. *Science of The Total Environment*. 2019 Aug 15;678:702–11.
11. Park RJ, Behrer AP, Goodman J. Learning is inhibited by heat exposure, both internationally and within the United States. *Nat Hum Behav*. 2021 Jan;5(1):19–27.
12. Dasgupta S, Maanen N van, Gosling SN, Piontek F, Otto C, Schleussner CF. Effects of climate change on combined labour productivity and supply: an empirical, multi-model study. *The Lancet Planetary Health*. 2021 Jul 1;5(7):e455–65.
13. Adélaïde L, Chanel O, Pascal M. Health effects from heat waves in France: an economic evaluation. *Eur J Health Econ*. 2022 Feb 1;23(1):119–31.

14. Rifkin DI, Long MW, Perry MJ. Climate change and sleep: A systematic review of the literature and conceptual framework. *Sleep Med Rev.* 2018 Dec;42:3–9.
15. Obradovich N, Migliorini R. Sleep and the human impacts of climate change. *Sleep Medicine Reviews.* 2018 Dec 1;42:1–2.
16. Chevance G, Fresán U, Hekler E, Edmondson D, Lloyd SJ, Ballester J, et al. Thinking Health-related Behaviors in a Climate Change Context: A Narrative Review. *Ann Behav Med.* 2022 Jul 21;kaac039.
17. Knutson KL, Van Cauter E, Rathouz PJ, Yan LL, Hulley SB, Liu K, et al. Association Between Sleep and Blood Pressure in Midlife: The CARDIA Sleep Study. *Archives of Internal Medicine.* 2009 Jun 8;169(11):1055–61.
18. Knutson KL, Van Cauter E. Associations between sleep loss and increased risk of obesity and diabetes. *Ann N Y Acad Sci.* 2008;1129:287–304.
19. Kakizaki M, Inoue K, Kuriyama S, Sone T, Matsuda-Ohmori K, Nakaya N, et al. Sleep duration and the risk of prostate cancer: the Ohsaki Cohort Study. *Br J Cancer.* 2008 Jul 8;99(1):176–8.
20. Bernert RA, Kim JS, Iwata NG, Perlis ML. Sleep Disturbances as an Evidence-Based Suicide Risk Factor. *Curr Psychiatry Rep.* 2015 Feb 21;17(3):15.
21. Williamson A, Lombardi DA, Folkard S, Stutts J, Courtney TK, Connor JL. The link between fatigue and safety. *Accident Analysis & Prevention.* 2011 Mar 1;43(2):498–515.
22. Chepesiuk R. Missing the Dark: Health Effects of Light Pollution. *Environ Health Perspect.* 2009 Jan;117(1):A20–7.
23. Smith MG, Cordoza M, Basner M. Environmental Noise and Effects on Sleep: An Update to the WHO Systematic Review and Meta-Analysis. *Environmental Health Perspectives.* 130(7):076001.
24. Minor K, Bjerre-Nielsen A, Jonasdottir SS, Lehmann S, Obradovich N. Rising temperatures erode human sleep globally. *One Earth.* 2022 May 20;5(5):534–49.
25. Harding EC, Franks NP, Wisden W. The Temperature Dependence of Sleep. *Frontiers in Neuroscience.* 2019 Feb 24;13: 336.
26. Buguet A. Sleep under extreme environments: effects of heat and cold exposure, altitude, hyperbaric pressure and microgravity in space. *Journal of the neurological sciences.* 2007 Nov;262(1–2):145–52.
27. Krauchi K, Deboer T. The interrelationship between sleep regulation and thermoregulation. *Frontiers in bioscience.* 2010 Jan;15:604–25.
28. Seltenrich N. Between Extremes: Health Effects of Heat and Cold. *Environmental Health Perspectives.* 2015 Nov;123(11):A275–9.

29. He C, Kim H, Hashizume M, Lee W, Honda Y, Kim SE, et al. The effects of night-time warming on mortality burden under future climate change scenarios: a modelling study. *The Lancet Planetary Health*. 2022 Aug 1;6(8):e648–57.
30. Wu Y, Li S, Zhao Q, Wen B, Gasparri A, Tong S, et al. Global, regional, and national burden of mortality associated with short-term temperature variability from 2000–19: a three-stage modelling study. *The Lancet Planetary Health*. 2022 May 1;6(5):e410–21.
31. Jay O, Capon A, Berry P, Broderick C, Dear R de, Havenith G, et al. Reducing the health effects of hot weather and heat extremes: from personal cooling strategies to green cities. *The Lancet*. 2021 Aug 21;398(10301):709–24.
32. Okamoto-Mizuno K, Mizuno K, Michie S, Maeda A, Iizuka S. Effects of humid heat exposure on human sleep stages and body temperature. *Sleep*. 1999 Sep 15;22(6):767–73.
33. Obradovich N, Migliorini R, Mednick SC, Fowler JH. Nighttime temperature and human sleep loss in a changing climate. *Sci Adv*. 2017 May;3(5):e1601555.
34. Mullins JT, White C. Temperature and mental health: Evidence from the spectrum of mental health outcomes. *Journal of Health Economics*. 2019;68:102240.
35. Léger D, Poursain B, Neubauer D, Uchiyama M. An international survey of sleeping problems in the general population. *Curr Med Res Opin*. 2008 Jan;24(1):307–17.
36. Simonelli G, Marshall NS, Grillakis A, Miller CB, Hoyos CM, Glozier N. Sleep health epidemiology in low and middle-income countries: a systematic review and meta-analysis of the prevalence of poor sleep quality and sleep duration. *Sleep Health*. 2018 Jun;4(3):239–50.
37. Andrijevic M, Byers E, Mastrucci A, Smits J, Fuss S. Future cooling gap in shared socioeconomic pathways. *Environ Res Lett*. 2021 Sep;16(9):094053.
38. IPCC, 2021: Climate Change 2021: The Physical Science Basis. Contribution of Working Group I to the Sixth Assessment Report of the Intergovernmental Panel on Climate Change [(eds.)]. Cambridge University Press.
39. Achebak H, Devolder D, Ballester J. Heat-related mortality trends under recent climate warming in Spain: A 36-year observational study. *PLOS Medicine*. 2018 juil;15(7):e1002617.
40. Vogel MM, Zscheischler J, Wartenburger R, Dee D, Seneviratne SI. Concurrent 2018 Hot Extremes Across Northern Hemisphere Due to Human-Induced Climate Change. *Earth's Future*. 2019;7(7):692–703.
41. Thierry W, Lange S, Rogelj J, Schleussner CF, Gudmundsson L, Seneviratne SI, et al. Intergenerational inequities in exposure to climate extremes. *Science*. 2021 Oct 8;374(6564):158–60.
42. Lee W, Kim Y, Sera F, Gasparri A, Park R, Choi HM, et al. Projections of excess mortality related to diurnal temperature range under climate change scenarios: a multi-country modelling study. *The Lancet Planetary Health*. 2020 Nov 1;4(11):e512–21.

43. Martínez-Solanas È, Quijal-Zamorano M, Achebak H, Petrova D, Robine JM, Herrmann FR, et al. Projections of temperature-attributable mortality in Europe: a time series analysis of 147 contiguous regions in 16 countries. *The Lancet Planetary Health*. 2021 Jul 1;5(7):e446–54.
44. Quijal-Zamorano M, Martínez-Solanas È, Achebak H, Petrova D, Robine JM, Herrmann FR, et al. Seasonality reversal of temperature attributable mortality projections due to previously unobserved extreme heat in Europe. *The Lancet Planetary Health*. 2021 Sep 1;5(9):e573–5.
45. Lan L, Tsuzuki K, Liu YF, Lian ZW. Thermal environment and sleep quality: A review. *Energy and Buildings*. 2017 Aug 15;149:101–13.
46. Troynikov O, Watson CG, Nawaz N. Sleep environments and sleep physiology: A review. *Journal of Thermal Biology*. 2018 Dec 1;78:192–203.
47. Manzar MdD, Sethi M, Hussain ME. Humidity and sleep: a review on thermal aspect. *Biological Rhythm Research*. 2012;43(4):439–57.
48. Freedman RR, Roehrs TA. Effects of REM sleep and ambient temperature on hot flash-induced sleep disturbance. *Menopause (New York, NY)*. 2006 Aug;13(4):576–83.
49. Karacan I, Thornby JI, Anch AM, Williams RL, Perkins HM. Effects of high ambient temperature on sleep in young men. *Aviat Space Environ Med*. 1978 Jul;49(7):855–60.
50. Okamoto-Mizuno K, Tsuzuki K, Mizuno K. Effects of mild heat exposure on sleep stages and body temperature in older men. *Int J Biometeorol*. 2004 Sep;49(1):32–6.
51. Moher D, Shamseer L, Clarke M, Ghersi D, Liberati A, Petticrew M, et al. Preferred reporting items for systematic review and meta-analysis protocols (PRISMA-P) 2015 statement. *Systematic Reviews*. 2015 Jan 1;4(1):1.
52. Min KB, Lee S, Min JY. High and low ambient temperature at night and the prescription of hypnotics. *Sleep*. 2021 May;44(5).
53. Hjorth MF, Chaput JP, Michaelsen K, Astrup A, Tetens I, Sjödin A. Seasonal variation in objectively measured physical activity, sedentary time, cardio-respiratory fitness and sleep duration among 8-11 year-old Danish children: a repeated-measures study. *BMC Public Health*. 2013 Sep 8;13:808.
54. Bjorvatn B, Waage S, Pallesen S. The association between insomnia and bedroom habits and bedroom characteristics: an exploratory cross-sectional study of a representative sample of adults. *Sleep Health: Journal of the National Sleep Foundation*. 2018 Apr;4(2):188–93.
55. Tsang TW, Mui KW, Wong LT. Investigation of thermal comfort in sleeping environment and its association with sleep quality. *Building & Environment*. 2021;187:N.PAG-N.PAG.
56. Yetish G, Kaplan H, Gurven M, Wood B, Pontzer H, Manger PR, et al. Natural sleep and its seasonal variations in three pre-industrial societies. *Current biology : CB*. 2015 Nov;25(21):2862–8.

57. Imagawa H, Rijal HB. Field survey of the thermal comfort, quality of sleep and typical occupant behaviour in the bedrooms of Japanese houses during the hot and humid season. *Architectural Science Review*. 2015 Jan 2;58(1):11–23.
58. Zhang X, Luo G, Xie J, Liu J. Associations of bedroom air temperature and CO₂ concentration with subjective perceptions and sleep quality during transition seasons. *Indoor Air*. 2021;31(4):1004–17.
59. Study Quality Assessment Tools | NHLBI, NIH [Internet]. [cited 2022 Sep 28]. Available from: <https://www.nhlbi.nih.gov/health-topics/study-quality-assessment-tools>
60. Hashizaki M, Nakajima H, Shiga T, Tsutsumi M, Kume K. A longitudinal large-scale objective sleep data analysis revealed a seasonal sleep variation in the Japanese population. *Chronobiol Int*. 2018 Jul;35(7):933–45.
61. Montmayeur A, Buguet A. Sleep patterns of European expatriates in a dry tropical climate. *Journal of Sleep Research*. 1992;1(3):191–6.
62. Mattingly SM, Grover T, Martinez GJ, Aledavood T, Robles-Granda P, Nies K, et al. The effects of seasons and weather on sleep patterns measured through longitudinal multimodal sensing. *npj Digit Med*. 2021 Apr 28;4(1):1–15.
63. Cedeño Laurent JG, Williams A, Oulhote Y, Zanobetti A, Allen JG, Spengler JD. Reduced cognitive function during a heat wave among residents of non-air-conditioned buildings: An observational study of young adults in the summer of 2016. *PLoS Med*. 2018 Jul 10;15(7):e1002605.
64. Li W, Bertisch SM, Mostofsky E, Vgontzas A, Mittleman MA. Associations of daily weather and ambient air pollution with objectively assessed sleep duration and fragmentation: a prospective cohort study. *Sleep Medicine*. 2020 Nov;75:181–7.
65. Wang C, Liu K, Wang H. The effects of temperature on sleep experience: evidence from China. *Applied Economics*. 2022 Oct 11;0(0):1–17.
66. van Loenhout JAF, le Grand A, Duijm F, Greven F, Vink NM, Hoek G, et al. The effect of high indoor temperatures on self-perceived health of elderly persons. *Environmental Research*. 2016;146:27–34.
67. Pandey J, Grandner M, Crittenden C, Smith MT, Perlis ML. Meteorologic factors and subjective sleep continuity: A preliminary evaluation. *International Journal of Biometeorology*. 2005;49(3):152–5.
68. An R, Yu H. Impact of ambient fine particulate matter air pollution on health behaviors: a longitudinal study of university students in Beijing, China. *Public Health*. 2018 Jun;159:107–15.
69. Lappharat S, Taneepanichskul N, Reutrakul S, Chirakalwasan N. Effects of bedroom environmental conditions on the severity of obstructive sleep apnea. *Journal of Clinical Sleep Medicine*. 2018;14(4):565–73.

70. Quinn A, Shaman J. Health symptoms in relation to temperature, humidity, and self-reported perceptions of climate in New York City residential environments. *International Journal of Biometeorology*. 2017;61(7):1209–20.
71. Yan Y, Lan L, Zhang H, Sun Y, Fan X, Wyon DP, et al. Association of bedroom environment with the sleep quality of elderly subjects in summer: A field measurement in Shanghai, China. *Building and Environment*. 2022 Jan 15;208:108572.
72. Williams AA, Spengler JD, Catalano P, Allen JG, Cedeno-Laurent JG. Building Vulnerability in a Changing Climate: Indoor Temperature Exposures and Health Outcomes in Older Adults Living in Public Housing during an Extreme Heat Event in Cambridge, MA. *International Journal of Environmental Research and Public Health*. 2019 Jan;16(13):2373.
73. Xiong J, Lan L, Lian Z, De dear R. Associations of bedroom temperature and ventilation with sleep quality. *Science and Technology for the Built Environment*. 2020 Oct 20;26(9):1274–84.
74. Xu X, Lian Z, Shen J, Lan L, Sun Y. Environmental factors affecting sleep quality in summer: a field study in Shanghai, China. *Journal of Thermal Biology*. 2021 Jul 1;99:102977.
75. Milando CW, Black-Ingersoll F, Heidari L, López-Hernández I, de Lange J, Negassa A, et al. Mixed methods assessment of personal heat exposure, sleep, physical activity, and heat adaptation strategies among urban residents in the Boston area, MA. *BMC Public Health*. 2022 Dec 10;22(1):2314.
76. Zanobetti A, Redline S, Schwartz J, Rosen D, Patel S, O'Connor GT, et al. Associations of PM10 with sleep and sleep-disordered breathing in adults from seven U.S. urban areas. *American journal of respiratory and critical care medicine*. 2010 Sep;182(6):819–25.
77. Cassol CM, Martinez D, Da Silva FABS, Fischer MK, Lenz MDCS, Bós ÂJG. Is sleep apnea a winter disease? Meteorologic and sleep laboratory evidence collected over 1 decade. *Chest*. 2012;142(6):1499–507.
78. Liu WT, Wang YH, Chang LT, Wu CD, Wu D, Tsai CY, et al. The impacts of ambient relative humidity and temperature on supine position-related obstructive sleep apnea in adults. *Environmental Science and Pollution Research*. 2022 Jul;29(33):50755-50764.
79. Quante M, Wang R, Weng J, Kaplan ER, Rueschman M, Taveras EM, et al. Seasonal and weather variation of sleep and physical activity in 12-14-year-old children. *Behav Sleep Med*. 2019 Aug;17(4):398–410.
80. Cepeda M, Koolhaas CM, Rooij FJA van, Tiemeier H, Guxens M, Franco OH, et al. Seasonality of physical activity, sedentary behavior, and sleep in a middle-aged and elderly population: The Rotterdam study. *Maturitas*. 2018 Apr 1;110:41–50.
81. Okamoto-Mizuno K, Tsuzuki K. Effects of season on sleep and skin temperature in the elderly. *International Journal of Biometeorology*. 2010 Jul;54(4):401–9.

82. Weinreich G, Wessendorf TE, Pundt N, Weinmayr G, Hennig F, Moebus S, et al. Association of short-term ozone and temperature with sleep disordered breathing. *European Respiratory Journal*. 2015;46(5):1361–9.
83. Ohnaka T, Tochihara Y, Kanda K. Body movements of the elderly during sleep and thermal conditions in bedrooms in summer. *Appl Human Sci*. 1995 Mar;14(2):89–93.
84. Okamoto-Mizuno K, Tsuzuki K, Mizuno K. Effects of humid heat exposure in later sleep segments on sleep stages and body temperature in humans. *Int J Biometeorol*. 2005 Mar;49(4):232–7.
85. Obradovich N, Minor K. Identifying and Preparing for the Mental Health Burden of Climate Change. *JAMA Psychiatry*. 2022 Apr 1;79(4):285–6.
86. Vergunst F, Berry HL, Minor K, Chadi N. Climate Change and Substance-Use Behaviors: A Risk-Pathways Framework. *Perspect Psychol Sci*. 2022 Nov 28;17456916221132740.
87. Koch M, Matzke I, Huhn S, Gunga HC, Maggioni MA, Munga S, et al. Wearables for Measuring Health Effects of Climate Change-Induced Weather Extremes: Scoping Review. *JMIR Mhealth Uhealth*. 2022 Sep 9;10(9):e39532.
88. Altena E, Baglioni C, Sanz-Arigitia E, Cajochen C, Riemann D. How to deal with sleep problems during heatwaves: practical recommendations from the European Insomnia Network. *J Sleep Res*. 2022 Sep 8;e13704.
89. Smith CJ. Pediatric Thermoregulation: Considerations in the Face of Global Climate Change. *Nutrients*. 2019 Sep;11(9):2010.
90. Martínez-Solanas È, López-Ruiz M, Wellenius GA, Gasparrini A, Sunyer J, Benavides FG, et al. Evaluation of the Impact of Ambient Temperatures on Occupational Injuries in Spain. *Environ Health Perspect*. 2018 Jun;126(6):067002.
91. Burke M, González F, Baylis P, Heft-Neal S, Baysan C, Basu S, et al. Higher temperatures increase suicide rates in the United States and Mexico. *Nature Climate Change*. 2018 Aug;8(8):723–9.
92. Moulton BR. Random group effects and the precision of regression estimates. *Journal of Econometrics*. 1986 Aug 1;32(3):385–97.
93. Berrang-Ford L, Sietsma AJ, Callaghan M, Minx JC, Scheelbeek PFD, Haddaway NR, et al. Systematic mapping of global research on climate and health: a machine learning review. *The Lancet Planetary Health*. 2021 Aug 1;5(8):e514–25.
94. Irish LA, Kline CE, Gunn HE, Buysse DJ, Hall MH. The Role of Sleep Hygiene in Promoting Public Health: A Review of Empirical Evidence. *Sleep Med Rev*. 2015 Aug;22:23–36.
95. Ravanelli NM, Jay O. Electric fan use in heat waves: Turn on or turn off? *Temperature*. 2016 Jul 2;3(3):358–60.
96. Gagnon D, Crandall CG. Electric fan use during heat waves: Turn off for the elderly? *Temperature*. 2017 Apr 3;4(2):104–6.

97. Brown HA, Topham TH, Clark B, Smallcombe JW, Flouris AD, Ioannou LG, et al. Seasonal Heat Acclimatisation in Healthy Adults: A Systematic Review. *Sports Med.* 2022 Sep;52(9):2111–28.
98. Morrison SA. Moving in a hotter world: Maintaining adequate childhood fitness as a climate change countermeasure. *Temperature.* 2022 Aug 4;0(0):1–19.
99. Eggeling J, Rydenfält C, Kingma B, Toftum J, Gao C. The usability of ClimApp: A personalized thermal stress warning tool. *Climate Services.* 2022 Aug 1;27:100310.
100. Chevance G, Perski O, Hekler EB. Innovative methods for observing and changing complex health behaviors: four propositions. *Transl Behav Med.* 2021 Mar 16;11(2):676-685.
101. Gaston SA, Singh R, Jackson CL. The Need to Study the Role of Sleep in Climate Change Adaptation, Mitigation, and Resiliency Strategies across the Life Course. *Sleep.* 2023 Mar 13;zsad070.
102. Jungman T, Cirach M, Marando F, Barboza EP, Khomenko S, Masselot P, et al. Cooling cities through urban green infrastructure: a health impact assessment of European cities. *The Lancet.* 2023 Feb 18;401(10376):577–89.
103. Bowler DE, Buyung-Ali L, Knight TM, Pullin AS. Urban greening to cool towns and cities: A systematic review of the empirical evidence. *Landscape and Urban Planning.* 2010 Sep 15;97(3):147–55.
104. Donat MG, Alexander LV, Yang H, Durre I, Vose R, Dunn RJH, et al. Updated analyses of temperature and precipitation extreme indices since the beginning of the twentieth century: The HadEX2 dataset. *Journal of Geophysical Research: Atmospheres.* 2013;118(5):2098–118.
105. Cox DTC, Maclean IMD, Gardner AS, Gaston KJ. Global variation in diurnal asymmetry in temperature, cloud cover, specific humidity and precipitation and its association with leaf area index. *Global Change Biology.* 2020;26(12):7099–111.
106. Wang J, Chen Y, Tett SFB, Yan Z, Zhai P, Feng J, et al. Anthropogenically-driven increases in the risks of summertime compound hot extremes. *Nat Commun.* 2020 Feb 11;11(1):528.
107. Huang K, Li X, Liu X and Seto KC. Projecting global urban land expansion and heat island intensification through 2050. *Environ Res Lett.* 2019;14 114037.