

# 1 **Participation of people with disabilities due to Leprosy, Lymphatic** 2 **Filariasis (LF), and other causes in Uganda**

3 **Carolyn Maholo Sserunkuma<sup>1</sup>, Barbara Batesaki Sembatya<sup>2</sup>, Kawikizi Moses<sup>3</sup>, Consolata**  
4 **Mpambaara<sup>2</sup>, Antony Sahayarani<sup>4</sup>, Anil Fastenau<sup>4,7</sup>, Srilekha Penna<sup>5</sup>, Wim H. van Brakel<sup>6</sup>,Christa**  
5 **Kasang<sup>4\*</sup>**

6 (1) Department of Community and Disability Kyambogo University, Kampala Uganda, (2) German  
7 Leprosy and TB Relief Association, Uganda Country Office, (3) UNAEP, Kampala, Uganda, (4)  
8 DAHW/German Leprosy and TB Relief Association, HQ, Wuerzburg, Germany, (5) German Leprosy and  
9 TB Relief Association, India, (6) NLR, Amsterdam, The Netherlands, (7) Heidelberg Institute of Global  
10 Health, Germany

11 **\* Corresponding Author: Maholo Carolyn Sserunkuma**

12 **Email: [carolmaholo@gmail.com](mailto:carolmaholo@gmail.com)**

## 13 **ABSTRACT**

### 14 **Background**

15 Neglected tropical diseases (NTDs) often affect the most impoverished people in society. Uganda  
16 continues to carry a heavy burden of leprosy and lymphatic filariasis (LF). Both NTDs cause  
17 disfigurement and disability, often impacting the participation and inclusion of the affected persons.  
18 Their exclusion largely arises from the stigmatizing nature of both conditions and the limited

19 knowledge and information. This research project conducted in 2018 investigated the participation of  
20 people with disabilities due to leprosy, LF, and other causes to inform appropriate intervention.

## 21 **Methods**

22 A mixed-method approach including quantitative and qualitative methods was applied. A variety of  
23 data collection methods such as Participation scale (v6.0), focus group discussions, observation, and  
24 semi-structured interviews were used to achieve comprehensive conclusions on the various aspects of  
25 participation and inclusion of people with disabilities arising from leprosy, LF, and due to other causes.

## 26 **Results**

27 Many people with disabilities due to leprosy and LF realize that they are affected by the disease only  
28 when it has advanced and they have developed visible disabilities. This is largely attributed to a lack of  
29 knowledge and information about the two diseases. About 27% reported no participation restriction,  
30 25% reported severe, and 17% extreme participation restriction. Among people with disabilities due to  
31 LF a higher percentage reported no restriction, while higher percentages of respondents with  
32 disabilities due to leprosy and other causes reported severe and extreme restrictions. Participation  
33 restriction is experienced more by the female population.

## 34 **Conclusion**

35 Although there is a general lack of data on disability experienced by people affected by leprosy and LF,  
36 a significant percentage (42.1%) experienced participation restriction. Disability due to leprosy and  
37 other causes is more likely to cause participation restriction than disability attributed to LF. Adequate

38 knowledge and information, accessibility, acceptability, and affordability of services are key enablers of  
39 participation while their lack hinders participation and inclusion.

40 **Keywords:** Participation restriction, disability, inclusion,

#### 41 **Author Summary**

42 *Disability is estimated at 15% of an average population (WHO 2011). Disability inclusion is prioritized*  
43 *on the development agenda. It is explicitly mentioned in six out of the 17 goals (UN 2015). Leprosy and*  
44 *lymphatic filariasis are neglected tropical diseases that disfigure and affected persons and cause*  
45 *disability however, not much is documented on their participation in community development.*

46 *This study was implemented in 2018 to establish the nature and level of participation as well as a*  
47 *foundation upon which stigmatized people such as those affected by Leprosy, LF and disabilities due to*  
48 *other can be assured of participation and inclusion in community development programs. This mixed*  
49 *method study was implemented in five districts of Northern Uganda. Documents review, a participation*  
50 *scale, focus group discussions and semi-structured interviews were used to collect data.*

51 *This study revealed that due to lack of knowledge and information, many realize that they have leprosy*  
52 *and lymphatic filariasis when they have developed visible disabilities. It also revealed that people*  
53 *affected by leprosy, LF and PWDs access and benefit from health care services but are excluded from*  
54 *most mainstream community development programs. However, people affected by leprosy, people with*  
55 *disabilities due to other causes and the female with lymphedema reported more participation*  
56 *restriction than male with lymphatic filariasis. The key determinants of participation in community*  
57 *development are attitude, distance, funds, knowledge and information.*

#### 58 **Introduction and Background**

59 Approximately 15% of the worldwide population are persons with disabilities attributed to different  
60 causes. 80% of people with disabilities live in developing countries [1]. The Uganda Bureau of  
61 Statistics Census Report indicated that 12.4% of the Ugandan population lives with some form of  
62 disability [2].

63 Africa is reported to account for almost 40% of the global NTD burden [3]. According to the

64 Ministry of Health, Uganda continues to carry a heavy burden of NTDs [4]. Leprosy and Lymphatic  
65 filariasis (LF) are listed among the NTDs in Uganda. They both cause disfigurement and disability.  
66 Persons with disabilities in general are known to suffer exclusion due to limited capacity brought  
67 about by their impairment and the barriers experienced in society.

68 In 2018, 208 619 new cases of leprosy were reported from 127 countries compared to 211  
69 009 cases in 2017 indicating a 1.2% global decrease [5]. According to the WHO fact sheet, 10,816 new  
70 cases were detected with grade-2 disabilities (G2D), a 1.4 per million population G2D rate [6] with  
71 visible disabilities like damage to hands and feet often used as an indicator for the severity of the  
72 leprosy disease [7] and timeliness of detection.

73 Leprosy is endemic in Uganda, with 40% of the districts affected in 2016 [8] and 231 new cases  
74 reported across 50 districts in 2018/19, with an annual case detection rate of 0.06/1,000,000  
75 population. Northern Uganda accounted for over 60% of all newly notified leprosy cases [9].

76 In 2018, 51 million people were reported to live with LF [10]. LF impairs the lymphatic system  
77 followed by abnormal enlargements of body parts, causing pain, severe disability, and social stigma.  
78 According to the MOH 2009/2010 survey, LF was endemic in 54 districts in Uganda. Several districts  
79 in Northern Uganda were classified as needing surveillance.

80 This research project sought to determine the nature and extent of participation of people with  
81 disabilities attributed to leprosy, LF, and other causes and identify strategies to enhance their  
82 participation.

## 83 **Methods**

### 84 **Study design**

85           The study adopted a descriptive research design utilizing both qualitative and quantitative data.  
86           Qualitative data was used to establish the nature of participation, enablers, barriers to participation,  
87           challenges experienced, and strategies to promote participation and inclusion. Quantitative data was  
88           used to establish the various demographic aspects of the people with disabilities due to Leprosy, LF,  
89           and other causes, the magnitude of disability, and the level of participation to inform effective  
90           conclusions on the various aspects of the study.

### 91 **Study sites**

92           The study was conducted in Kitgum, Alebtong, and Gulu (Northern Uganda) and Arua and  
93           Koboko (North Western Uganda) regions. Northern Uganda is still recovering from a 20-year civil war  
94           with the “Lord’s Resistance Army” which forced 90% of the population to abandon their homesteads  
95           for a life confined to the squalid internment camps [11]. The war increased poverty and vulnerability,  
96           leading to a general breakdown in social service provision resulting in delayed detection of NTDs and  
97           disability. On the other hand, North Western Uganda often gets an influx of refugees from Congo and  
98           South Sudan which have equally experienced war over the years and have a burden of other NTDs  
99           [12].

### 100 **Sample size and sampling**

101           The study included people with disabilities due to leprosy who were released from treatment between  
102           1996 and 2017 (n= 294), on treatment (n=11), and new cases (n=5). People affected by LF with

103 different symptoms like lymphedema (n= 168) and hydrocele (n= 172), 2 people affected by leprosy  
104 and with lymphedema, and people with disabilities (PWD) due to other causes (n= 359). TB/leprosy  
105 supervisors (n=10), vector control officers (n=5), chairpersons of the disability council (n=5),  
106 chairpersons of the disabled people's unions (n=5), community development officers (n=5), health  
107 officers (n=5), and health personnel (n=8) were included for interviews. 18 focus group discussions  
108 (FGDs) were conducted each with 15 participants including PWDs, people affected by leprosy, and LF.

109 While the study planned a stratified random sampling, there was a lack of reliable records of  
110 people affected by leprosy while people with disabilities and people affected by LF were never  
111 documented. As a result, scanty records of people affected by leprosy were used together with  
112 snowball sampling with the support of district TB leprosy supervisors (DTLS), village health teams,  
113 community development officers (CDOs), local leaders, and communities to identify respondents.

#### 114 **Data collection**

115 Data collection started with a document review where records from the respective health centers, NTD  
116 offices, community development offices, organizations of people with disabilities, and NTLP offices  
117 were used to identify the people affected by leprosy, LF, and people with disabilities.

118 Later, a questionnaire with a Participation scale was administered to the people affected by  
119 leprosy, LF, and people with disabilities to obtain statistics on demography, nature, degree of disability,  
120 need-use of assistive devices, and participation at individual, family, and community levels. Semi-  
121 structured interviews were conducted with health personnel, district community development officers,  
122 local leaders, and a few community members to identify challenges, enablers, and barriers to the  
123 participation of people affected by leprosy and LF and people with disabilities, and to determine

124 appropriate strategies for change. FGDs were conducted in respective communities using participatory  
125 learning approaches including problem identification and analysis, stakeholder mapping, and risk and  
126 vulnerability analysis which together complemented strategy development.

### 127 **Data Analysis**

128 Information from the Participation scale was coded, analyzed using Statistical Package for Social  
129 Science (IMB SPSS 25), and descriptively presented in response to the study objective. Information  
130 from the interviews and focus group discussions was transcribed, arranged based on emerging themes,  
131 and used to complement that from the Participation scale. The output from the document review was  
132 triangulated with data from all other data collection methods for a comprehensive understanding of  
133 the key aspects and a comprehensive conclusion of the study.

### 134 **Ethical considerations**

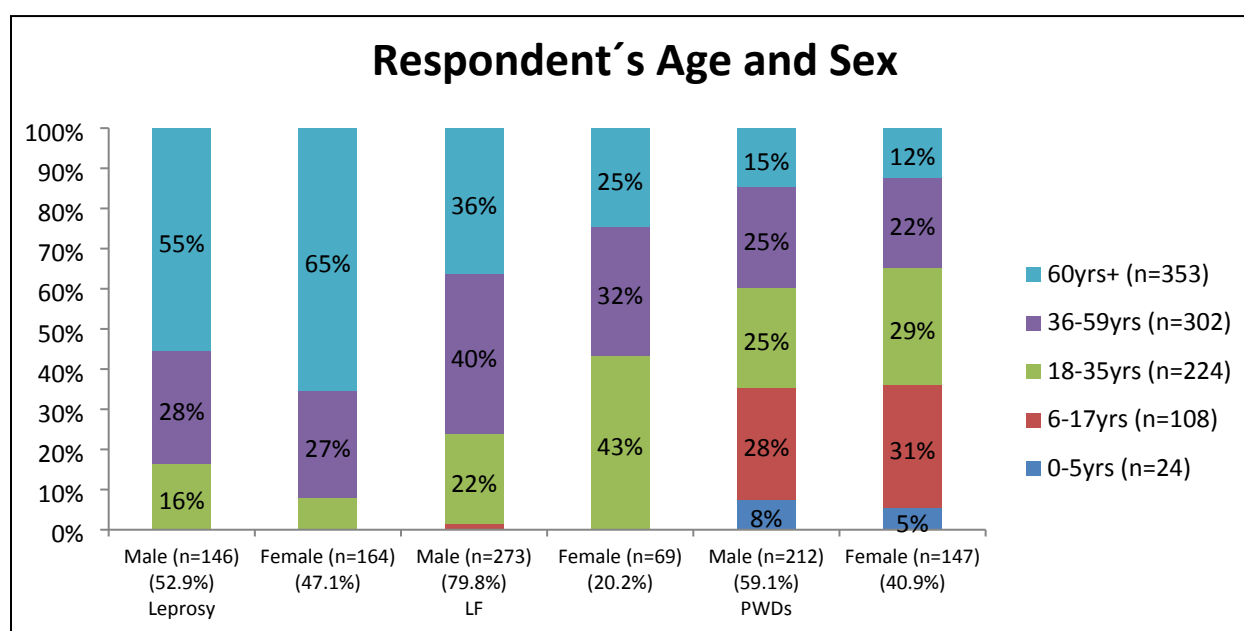
135 The research proposal was assessed by Gulu University Research Ethics Committee before  
136 submission to the National Council of Science and Technology for approval (SS4994) and  
137 implementation. Informed consent was obtained from the participants and for children aged between  
138 2-18 years and people with severe disabilities, both verbal and written consent was also obtained from  
139 their respective legal guardians.

### 140 **Results**

141 Results from the participation scale are summarized using graphs, complemented with output from  
142 ethnography and interviews.

143 The majority (n=631; 62.4%) of the respondents were male with 79.8% of males in the LF group.  
144 In the interview, 63% of the respondents in the LF group indicated that they have hydrocele. Age  
145 distribution showed 132 children (7.7%), 526 (52%) respondents in the productive age (18-59 years),  
146 and 353 (34.9%) above 60 years. Further stratified distribution of the respondent's age and gender are  
147 depicted in Figure 1.

148



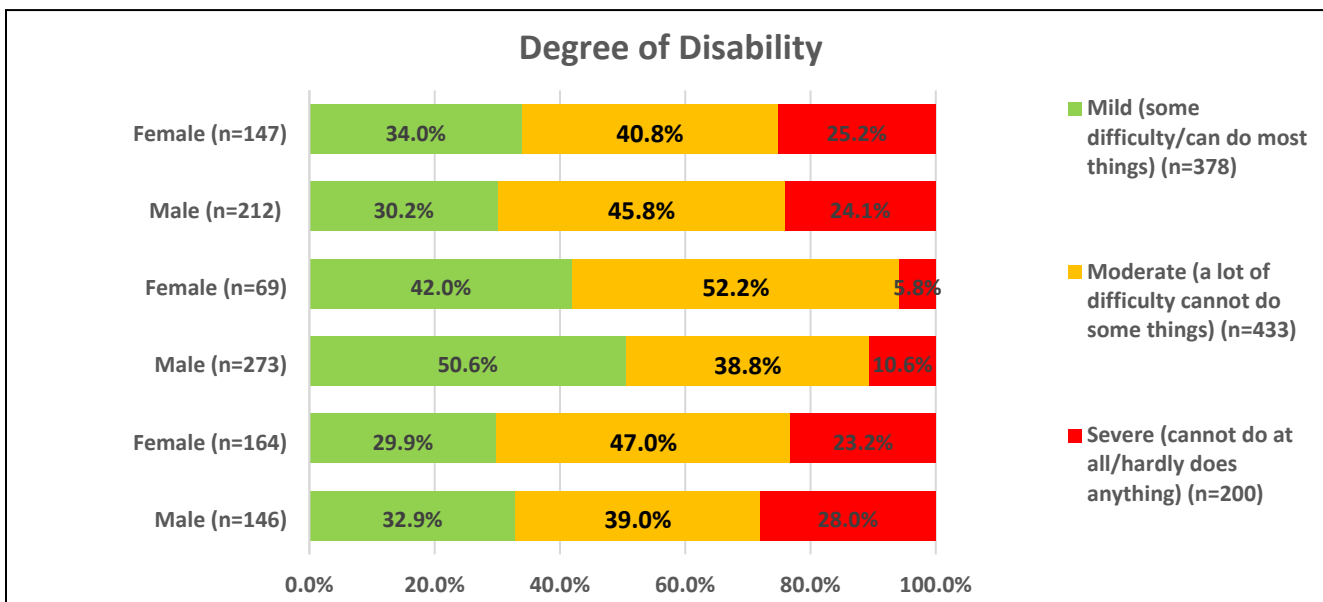
149

150 **Figure 1: Distribution of Gender and Age among the Respondents**

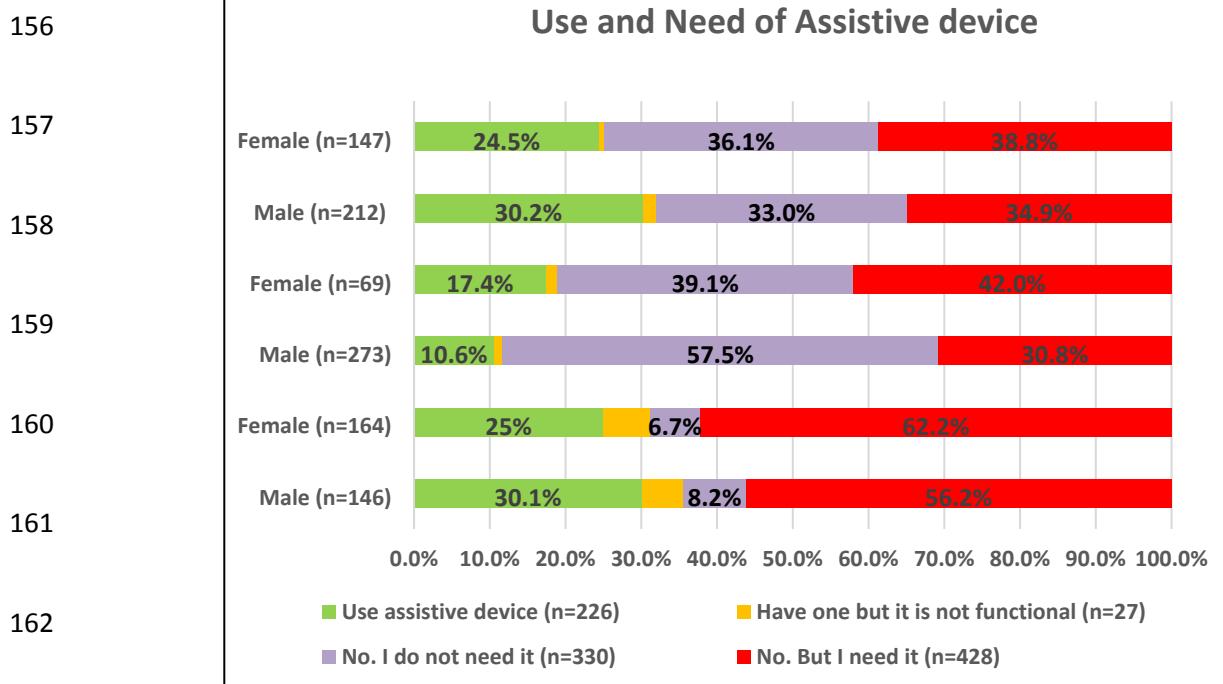
151 To characterize the study participants best, some information on their individual perspectives  
152 of the degree of disability, use, and need of the assistive devices was obtained as detailed in Figure 2  
153 and Figure 3.

154





155 **Figure 2: Three-category individual perspectives of the degree of disability differentiated by gender**



163 **Figure 3: Use and need of assistive devices**

164 Overall 42.8% of the respondents perceived their disability to be moderate and 41.5% of the  
 165 people affected by LF were in this category (Figure 2). 37.4% perceived their disability to be mild while

166 19.8% perceived their disability to be severe. People affected by leprosy and persons with disabilities  
167 accounted for the higher percentage of respondents with severe disabilities.

168 42.3% of the respondents indicated that they need assistive devices (Figure 3). Majority (59.4%)  
169 of people affected by leprosy reported the need for protective footwear and other mobility aids.  
170 Leprosy affects people's sense of feeling and renders them vulnerable to injuries, especially in the feet  
171 and hands. The lack of assistive devices could explain the wounds commonly found with the people  
172 affected by leprosy as shown in Picture 1 and Picture 2:



**Pic1 & 2: People affected by leprosy in need of protective footwear.**

The person in Pic 1 was found wearing rubber sandals with a big hole at the bottom. Deep inside the septic wound was a rusty metal piece

178 which he did not notice due to loss of sensation. The continuous wounds leave many people affected  
179 by leprosy with a bad odor which worsens their exclusion in the community.



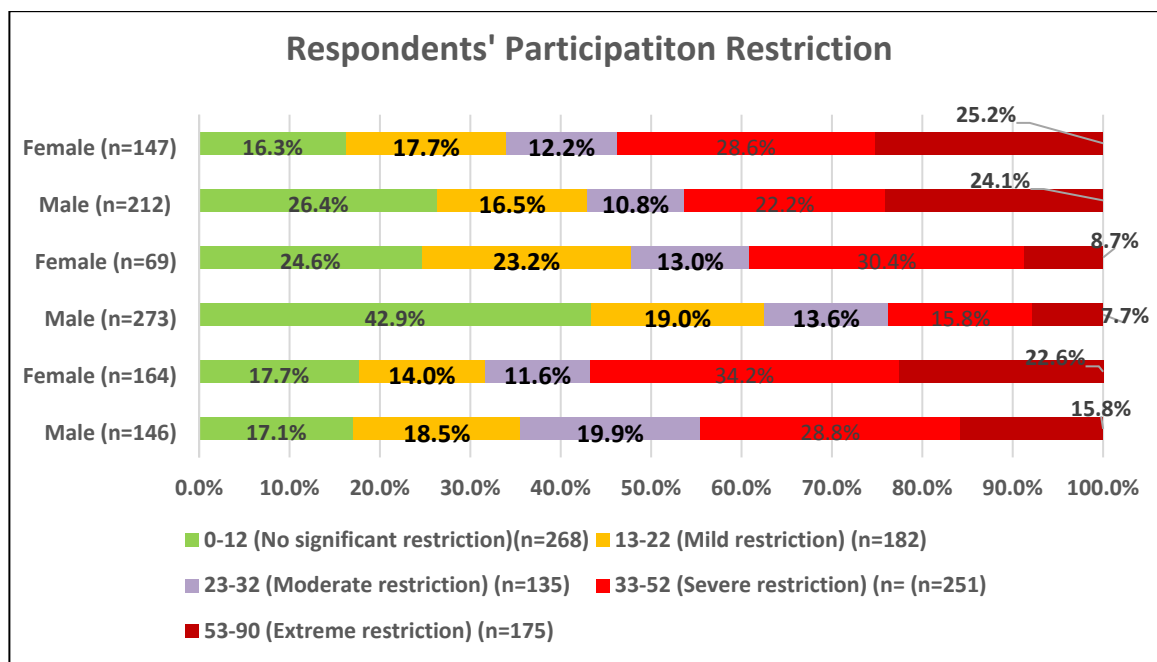
180 The people with lymphedema were facing similar issues as shown in  
181 Pic 3.

**Pic3: Wound of a person with Lymphedema**

183 Pic 3 is of a youth found during an FGD in the Gulu district. He was  
184 wearing a pair of tight jeans and canvas shoes despite the difficulty in  
185 moving. He admitted using this as a disguise for his condition to minimize exclusion as shared below:

186 “Look! I am a youth. Like all my peers, I would like to marry someday. But who can accept a man  
 187 with this swollen ugly leg? I wear jeans like all youths in this village to be admired by girls. Who  
 188 knows! I could get a wife soon” (male youth with elephantiasis in Awach sub-county, Gulu  
 189 district)

190 Participation was first assessed at the individual level, then at the family and community level  
 191 using an overall participation scale (v6.0) developed by the participation development team. The  
 192 results were categorized into five levels and stratified by condition and sex as shown in Figure 4.



**Figure 4: Grading of participation restriction by condition and sex**

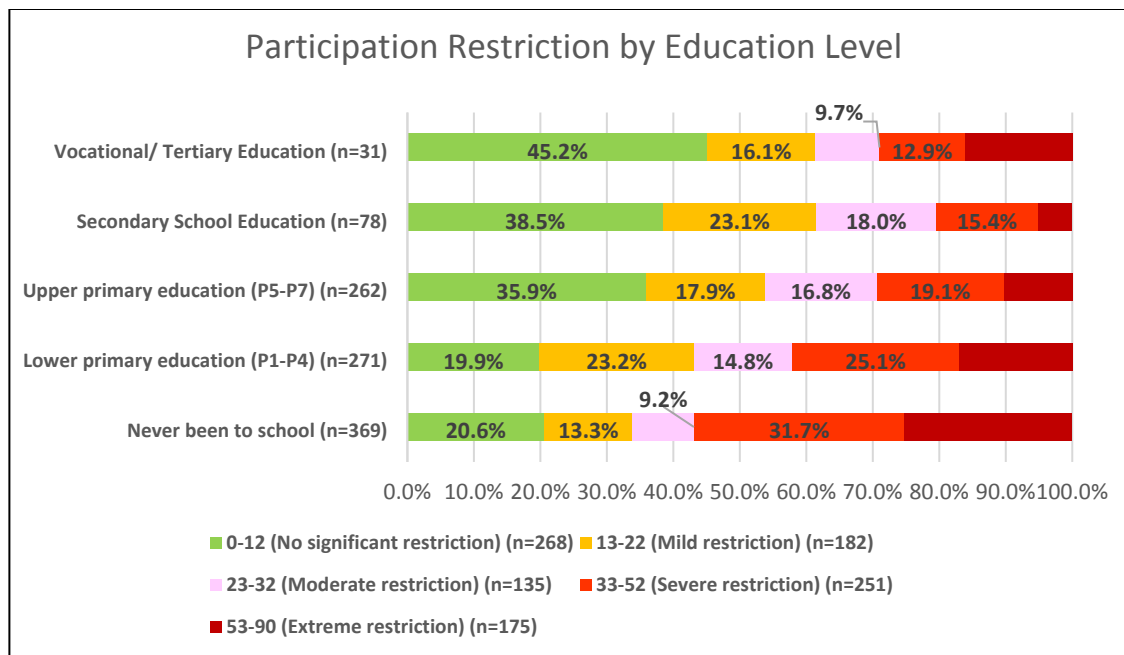
193 The majority of respondents affected by leprosy (51%) and respondents with disability (49.3%)  
 194 reported severe participation restrictions. In addition, a significant percentage (39.1%) of the female  
 195 respondents with LF (lymphedema) reported having severe participation restrictions. However, a

196 greater percentage of the male respondents (42.9%) with LF reported no significant participation  
197 restrictions. About 37.2% of respondents in this category perceived their disability as mild and  
198 indicated that they would not need assistive devices.

199 Overall, female respondents reported more participation restriction than their male  
200 counterparts. Low participation restrictions amongst males with LF could be attributed to the  
201 patriarchal nature of these communities and people's receptive attitude to hydrocele as mentioned by  
202 a respondent below:

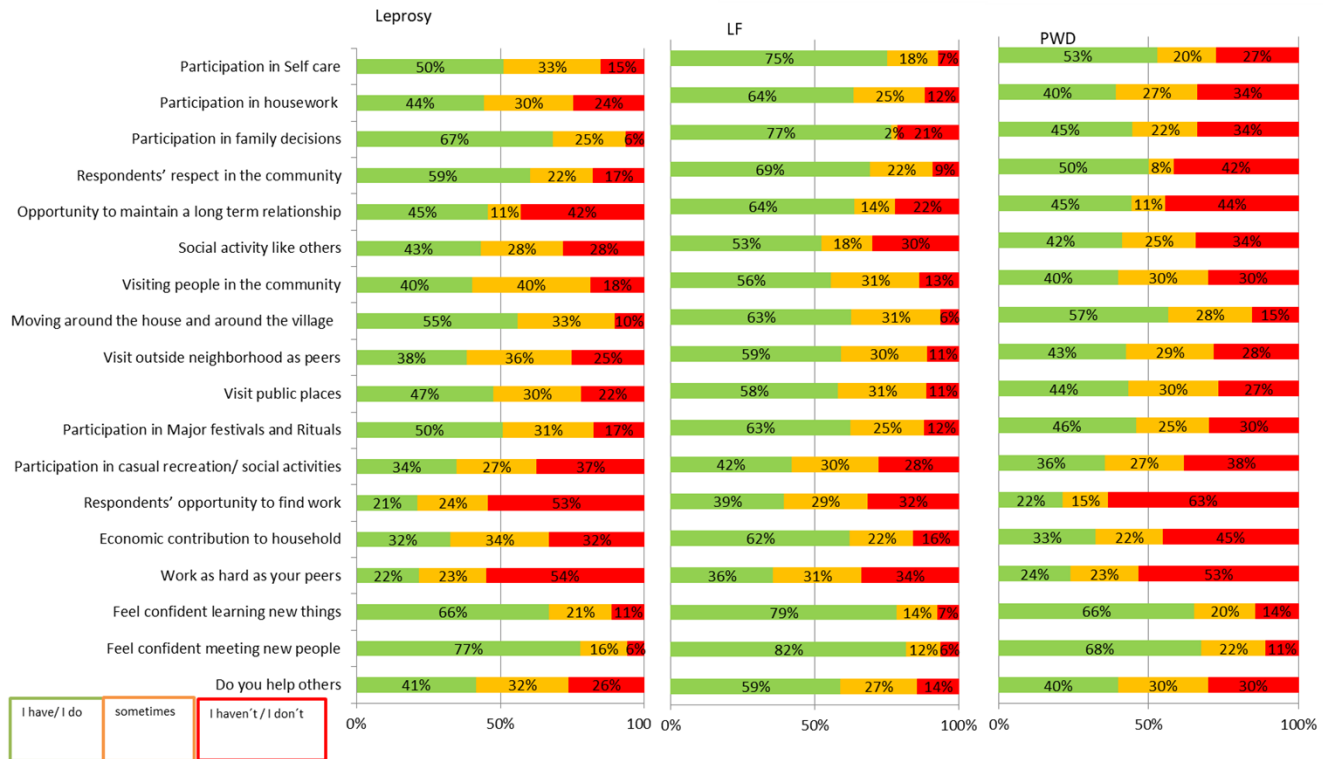
203 *'Traditionally, a man with a hydrocele is believed to be very fertile. He can make any woman*  
204 *pregnant. It is a pride for the man to have that condition. It is also a sign of wealth since you*  
205 *make many children and girls fetch cows in this community'* (a female respondent in an FGD in  
206 Omoro sub-county, Alebtong district)

207 Participation restriction was observed in all categories however, it is seen to reduce with  
208 education as shown in Figure 5. Respondents with relatively higher education (upper primary to  
209 tertiary) reported limited participation restriction. 36.5 % of the respondents have never been to  
210 school and 86.6% of the female affected by leprosy were in this category. Of these, 51.8% were older  
211 persons of 60 and above who most likely suffered from leprosy in the early years worsened by the  
212 exclusion of women at the time.



**Figure 5: Grading of participation by the level of education**

213 Appropriate intervention requires a detailed exploration of the various areas in which individual  
 214 categories experience participation restriction. All the above responses were based on individual  
 215 perspectives, attitude, and readiness to participate. Figure 6 depicts the details of the participation of  
 216 respondents in different daily life situations.



**Figure 6: Participation in different daily life situations**

74.7% of respondents reported that they are comfortable meeting new people, 69.1% are confident to try learning new things, 65.1% mentioned their opinions counted in the family, 60.4% care for themselves, and 58.5% are respected in the community. Most of these were reported by male respondents.

Participation restriction was reported in finding work (44.2%), working as hard as others (41.8%), participating in casual recreation activities, and being socially active. The majority of people affected by leprosy (54%), persons with disabilities (63%), and people with lymphedema (60.4%) reported restrictions on finding work, which could be an affirmation of exclusion in economic participation.

228 Generally, the people affected by leprosy, persons with disabilities, and people with  
229 lymphedema who participated in the study indicated more participation restriction than those with  
230 hydrocele. This could be attributed to the receptive attitudes that some communities have towards  
231 hydrocele since it is associated with wealth and high fertility as shared by one of the youths in the  
232 Alebtong district:

233 *“In this community, this is a treasure (pointing at his scrotal area) why operate it when I can*  
234 *make any woman pregnant? Who doesn’t treasure children?”* (youth with hydrocele in Abako  
235 sub-county, Alebtong district)

236 67% of the people affected by leprosy reported participation in decision making and 59% have  
237 respect in the community. Since the majority (60.7%) of the people affected by leprosy were older  
238 persons of 60 years and above, this could be attributed to the respect of older persons as custodians of  
239 indigenous knowledge.

240 60.4% of the respondents reported self-care. Although this was reported in all three categories  
241 of respondents, people affected by leprosy and people with lymphedema had poor hygiene. They  
242 would easily be spotted during the FGDs because of the bad odor and attraction of houseflies. In one  
243 group, a lady affected by leprosy wore stockings but not even her peers (affected by leprosy) wanted  
244 her near them because of the odor she came with.

245 *“Let her sit there alone!” the group unanimously shouted.*

246 *“How can a normal woman be that smelly? You are the reason we get rejected in the*  
247 *community. Why don’t you clean up and wash those wounds? We all have them but no.....you*  
248 *will have to sit there alone”*

249

250 The lady reported that she wears stockings to prevent flies on the wounds on her feet. It also helps her  
251 hide her condition.

252 Further, strategies to enhance the participation of the people affected by leprosy, LF, and  
253 persons with disabilities were obtained by triangulating information from all data collection methods.  
254 Results showed that many people only realize they have leprosy when it has already advanced and  
255 they have disabilities as shared below:

256 *“Patients usually come to the health facility when leprosy has advanced and with*  
257 *deformity. In such cases, we treat leprosy but the disability is left for life unless*  
258 *intervention comes in to address it. Raising awareness of leprosy will inform people so*  
259 *that they report to health facilities early. It will help to reduce new cases and reduce*  
260 *disabilities due to leprosy”* (medical personnel in Koboko district)

261 During the FGDs, people affected by leprosy and LF mentioned the need for training on self-  
262 care at individual and group levels as a means of mitigating the bad odor that most people had.  
263 Having realized the similarities that leprosy and LF have to a disability, the disability councilors,  
264 disability union officials, and community development officers agreed to promote the inclusion of  
265 people affected by leprosy and LF in community development programs.

## 266 **Discussion**

267 Our study revealed that people affected by leprosy and LF experience activity limitation [13], and are  
268 vulnerable and excluded as people with disabilities due to other causes [14]. About half (51%) of the  
269 people affected by leprosy and a high percentage (49%) of the respondents with disabilities reported



270 severe participation restriction. Likewise, a substantial percentage (39%) of the female respondents  
271 with lymphedema reported severe participation restriction [15] while most of their male counterparts  
272 experienced no significant participation restriction. This shows that disability and the disfigurement  
273 caused by leprosy and lymphedema restrict the social and work participation of the affected persons.  
274 Much as the exclusion of people affected by leprosy could be attributed to unfavorable attitudes,  
275 limited knowledge, and information, it could also be due to poor access to assistive devices as 59% of  
276 persons affected who participated in the study indicated a lack of these.

277 Half of the respondents who reported extreme participation restriction and severe restrictions  
278 have never been to school. According to the most recent National Population census, Northern Uganda  
279 where the study was undertaken registered high percentages of individuals who did not complete  
280 primary education [16]. The majority (60%) of the female respondents who had never been to the  
281 school indicated severe and extremely severe participation restrictions, which could imply double  
282 vulnerability and exclusion attributed to gender and disability as a result of these three conditions. 87%  
283 of the women affected by leprosy were in this category and of these, 52% were older persons (60 and  
284 above). The 2016/2017 Uganda household survey reported that 42% of older persons have never been  
285 to school and 57% of these are female [17]. Lack of education among older women could have resulted  
286 from the exclusion of women before the United Nations Decade for Women (1975 to 1985) which gave  
287 rise to policies and strategies to promote, equity, stop gendered violence and all their rights [18] which  
288 worsened by the myths associated with leprosy at the time [19]. Education is a great empowering tool  
289 since it enlightens individuals, builds confidence, and breaks barriers to opportunity [20]. Thus, our  
290 study revealed that education is one of the key determinants of participation at different levels.

291 Half of the people affected by leprosy, the majority (63%) of the people with disabilities, and  
292 people with lymphedema (60.4%) reported restriction in finding work which could be an affirmation of  
293 exclusion in economic participation. Since this rating was based on individual perceptions, participation  
294 restriction could be attributed to intrinsic and extrinsic attitudes due to the stigmatizing nature of  
295 these three conditions. A similar study reported that participation restrictions and stigma, shame,  
296 problems related to marriage, and difficulties in employment were the most frequently reported  
297 problems experienced by people disabled by leprosy [21].

298 However, 67% of the people affected by leprosy mentioned that they participate in decision  
299 making and 59% said they have respect in the community which could be attributed to age since 61%  
300 of the people affected by leprosy were older persons (60 years and above). In many communities of  
301 Uganda, older persons are respected as custodians of indigenous knowledge and contribute to the  
302 caregiving of orphans and other vulnerable children [22].

303 60.4% of the respondents reported that they participate in self-care. Although this was  
304 observed in all three categories of respondents, most of the people affected by leprosy and people  
305 with lymphedema had poor hygiene and sanitation which contributed to their exclusion. There is a  
306 definite need to strengthen self-care skills among those affected by leprosy and LF.

307 The provision of knowledge and information was identified to help with the early identification  
308 and referral of the affected persons for appropriate intervention. In a similar study, knowledge, and  
309 information on leprosy were reported to be instrumental in behavior change communication to  
310 facilitate attitude change [23]. Overall, training in self-care, inclusion in disability programs, and

311 awareness creation on leprosy, LF, and disability were also identified as priorities to promote  
312 participation and inclusion of people affected by leprosy, LF, and persons with disabilities.

### 313 **Conclusion**

314 People affected by leprosy and LF experience as much activity limitation, vulnerability, and exclusion as  
315 persons with disabilities due to other causes. People with hydrocele have no significant participation  
316 restriction while the people affected by leprosy and people with lymphedema experience as much  
317 participation restriction as other persons with disabilities.

318 Knowledge and information, attitude, and self-care appear to be important determinants of  
319 participation and inclusion of people affected by leprosy, LF, and disability due to other causes, while  
320 lack of reliable documentation restricts effective planning for their inclusion.

### 321 **Recommendations**

322 Uganda published disability-inclusive planning guidelines [24] to ensure disability inclusion in all  
323 government programs. However, its successful adoption requires effective documentation of people  
324 affected by leprosy, LF, and persons with disabilities, which is currently lacking.

325 Therefore, proper documentation of the people affected by leprosy, LF, and persons with  
326 disabilities is necessary to inform effective planning and intervention to ensure their participation and  
327 inclusion. This can start by use of the lists generated by this study.

328 Furthermore, the adoption of Community Based Rehabilitation (CBR) with a focus on self-care is  
329 essential to empower individuals affected by leprosy, LF, and persons with disabilities. The

330 multisectoral collaboration and use of local resources in CBR will contribute to the mitigation of  
331 barriers to ensure their inclusion.

332 People affected by leprosy, LF, and persons with disabilities should be mobilized into groups to  
333 benefit from the existing disability and mainstream programs since this is the country's strategy to  
334 promote inclusive development. This can be boosted with the enhancement of capacity for awareness  
335 creation, management of injuries and related challenges, self-advocacy, collective saving and  
336 investment, and livelihood development for empowerment and enablement.

337 To mitigate leprosy and disability due to leprosy, there is a need to intensify capacity building in  
338 the identification, assessment, management, and referral of suspected cases of leprosy. To bridge the  
339 knowledge gap, health education, and health camps should also be organized using community-based  
340 approaches to demystify leprosy, LF, and disability. Similar studies should be replicated in all the other  
341 districts of the country.

342 Generally, it is vital to engage the disability community to recognize disability that arises from  
343 leprosy, LF, and other neglected tropical diseases for collective advocacy to promote participation and  
344 disability inclusion in contribution to the sustainable development goals.

#### 345 **Acknowledgments**

346 The Research Team expresses sincere gratitude to the Leprosy Research Initiative for the opportunity, technical  
347 and financial support to successfully implement this study. Appreciation goes to German Leprosy and TB Relief  
348 Association for the coordination of this study; UNALEP team for the support throughout data collection,  
349 enlightening communities on leprosy and contributing to the fight against leprosy; the District Health Officers,  
350 District TB Leprosy Supervisors, NTD personnel, Community Development Officers, the leadership in the  
351 disability unions and disability councils, the health personnel, members of the village health teams and local  
352 leaders who greatly committed time to support the study.

353 Special gratitude goes to the people affected by leprosy, Lymphatic Filariasis and persons with disabilities, their  
354 families and the community for the time committed and the willingness to share the details presented in this  
355 report. Mr Okello Edwin and Mr Faraday M. Michael Faraday for the tremendous skills, determination and  
356 resilience throughout data management to facilitate successful completion of the assignment.

357 Finally, we also acknowledge all colleagues who have helped to review draft offering useful advice.

358

#### 359 **Author Contributorship**

360 Conceptualization: KM, BBS; CK research concept and methodology, MCS, CK; data collection MCS,

361 BBS, KM; data management and analysis MCS, CK; report writing MCS; validation and technical

362 guidance WHV, CK; logistics and administration CM; review of report and writing article AS, CK, AF, SP

363 and WHV.

#### 364 **Supporting Information (if any)**

#### 365 **Additional Information**

#### 366 **Financial Disclosure Statement**

367 This research project was implemented with financial support from the Leprosy Research Initiative *with grant number*  
368 *706.18.46.*

369 The funders had no role in study design, data collection and analysis, decision to publish, or preparation of the manuscript.

#### 370 **Competing Interests**

371 All the authors declare that there is no competing interest.

372 **Related Manuscripts**

373 All the authors certify that the article is their original work and has not been submitted for publication  
374 or review in any other journal.

375 **References**

376 1. World Health Organisation, World Bank. World Report on Disability. 2011. Available from:

377 [https://www.who.int/teams/noncommunicable-diseases/sensory-functions-disability-and-](https://www.who.int/teams/noncommunicable-diseases/sensory-functions-disability-and-rehabilitation/world-report-on-disability)  
378 [rehabilitation/world-report-on-disability](https://www.who.int/teams/noncommunicable-diseases/sensory-functions-disability-and-rehabilitation/world-report-on-disability)

379 2. Uganda Bureau of Statistics. The National Population and Housing Census 2014. 2016. Available  
380 from: <https://www.ubos.org/2014-census/>

381 3. Moeti M. Africa: The Elimination of Neglected Tropical Diseases is finally within reach. World Health  
382 Organization. 2018. Available from: [https://www.afro.who.int/media-centre/statements-](https://www.afro.who.int/media-centre/statements-commentaries/africa-elimination-neglected-tropical-diseases-finally-within)  
383 [commentaries/africa-elimination-neglected-tropical-diseases-finally-within](https://www.afro.who.int/media-centre/statements-commentaries/africa-elimination-neglected-tropical-diseases-finally-within)

384 4. Ministry of Health, Government of Uganda. National Master Plan for Neglected Tropical Diseases  
385 Programme 2013-2017. Ministry of health 2013. Available

386 From <http://library.health.go.ug/download/file/fid/3105>

387 5. World Health Organization. Leprosy: New data show steady decline in new cases. 2018. Available  
388 from: [https://www.who.int/news/item/28-06-2018-leprosy-new-data-show-steady-decline-in-new-](https://www.who.int/news/item/28-06-2018-leprosy-new-data-show-steady-decline-in-new-cases)  
389 [cases](https://www.who.int/news/item/28-06-2018-leprosy-new-data-show-steady-decline-in-new-cases)

- 390 6. World Health Organization. Weekly Epidemiological Record, 2018, vol. 93, 51/52. 2018. Available  
391 from: <https://apps.who.int/iris/handle/10665/273010>
- 392 7. Alberts CJ, Smith WC, Meima A, Wang L, Richardus JH. Potential effect of the World Health  
393 Organization's 2011-2015 global leprosy strategy on the prevalence of grade 2 disability: a trend  
394 analysis. Bull World Health Organ. 2011 Jul 1;89(7):487-95. doi: 10.2471/BLT.10.085662. Epub  
395 2011 Apr 29. PMID: 21734762; PMCID: PMC3127268.
- 396 8. Aceng FL, Kawuma H-J, Majwala R, Lamunu M, Ario AR, Rwabinumi FM, et al. Spatial distribution and  
397 temporal trends of leprosy in Uganda, 2012–2016: A retrospective analysis of public health  
398 surveillance data - BMC infectious diseases. 2019. Available from:  
399 <https://bmcinfectdis.biomedcentral.com/articles/10.1186/s12879-019-4601-3>
- 400 9. Ministry of Health, Government of Uganda. TB / Leprosy Control Program - Ministry of Health. 2019.  
401 Available from: <https://www.health.go.ug/programs/tb-leprosy-control-program/>
- 402 10. World Health Organization. Lymphatic filariasis. 2018. Available from: [https://www.who.int/news-](https://www.who.int/news-room/fact-sheets/detail/lymphatic-filariasis)  
403 [room/fact-sheets/detail/lymphatic-filariasis](https://www.who.int/news-room/fact-sheets/detail/lymphatic-filariasis)
- 404 11. Latigo JO. Northern Uganda: Tradition-based practices in the Acholi region. GSDRC. 2015. Available  
405 from: [https://gsdrc.org/document-library/northern-uganda-tradition-based-practices-in-the-](https://gsdrc.org/document-library/northern-uganda-tradition-based-practices-in-the-acholi-region/)  
406 [acholi-region/](https://gsdrc.org/document-library/northern-uganda-tradition-based-practices-in-the-acholi-region/)

- 407 12. Deribe, K., Meribo, K., Gebre, T. et al. "The burden of neglected tropical diseases in Ethiopia, and  
408 opportunities for integrated control and elimination." *Parasites & Vectors* 5, 240. 2012. Available  
409 from: <https://doi.org/10.1186/1756-3305-5-240>
- 410 13. Rawson TM, Rao PV. Leprosy and lymphatic filariasis comorbidity: The case for an integrated  
411 functional limitation grading system. *Leprosy review*. U.S. National Library of Medicine. 2014.  
412 Available from: <https://pubmed.ncbi.nlm.nih.gov/24974445/>
- 413 14. Yellu, Nathaniel & Gyapong, John & Kyelem, Dominique & Brady, Molly & Bradley, Mark & Ottesen,  
414 Eric. Economic and psychosocial impact of hydrocele and the benefits of hydrocelectomy. 2010.
- 415 15. Wijesinghe RS, Wickremasinghe AR, Ekanayake S, Perera MS. Physical disability and psychosocial  
416 impact due to chronic filarial lymphoedema in Sri Lanka. *Filaria J*. 2007 Mar 29;6:4. doi:  
417 [10.1186/1475-2883-6-4](https://doi.org/10.1186/1475-2883-6-4). PMID: 17391538; PMCID: PMC1851956.
- 418 16. Uganda Bureau of Statistics. EDUCATION: A MEANS FOR POPULATION TRANSFORMATION. 2017.  
419 Available from: [https://www.ubos.org/wp-](https://www.ubos.org/wp-content/uploads/publications/03_2018Education_Monograph_Report_Final_08-12-2017.pdf)  
420 [content/uploads/publications/03\\_2018Education\\_Monograph\\_Report\\_Final\\_08-12-2017.pdf](https://www.ubos.org/wp-content/uploads/publications/03_2018Education_Monograph_Report_Final_08-12-2017.pdf)
- 421 17. Uganda Bureau of Statistics. Uganda National Household Survey 2016/2017. Kampala, Uganda.  
422 2018. Available from: [https://www.ubos.org/wp-](https://www.ubos.org/wp-content/uploads/publications/03_20182016_UNHS_FINAL_REPORT.pdf)  
423 [content/uploads/publications/03\\_20182016\\_UNHS\\_FINAL\\_REPORT.pdf](https://www.ubos.org/wp-content/uploads/publications/03_20182016_UNHS_FINAL_REPORT.pdf)
- 424 18. United Nations Decade for women. Wikipedia. Wikimedia Foundation.2018. Available from:  
425 [https://en.wikipedia.org/wiki/United\\_Nations\\_Decade\\_for\\_Women](https://en.wikipedia.org/wiki/United_Nations_Decade_for_Women)



- 426 19. United Nations. Changing the global face of leprosy | desanews - united nations department of  
427 economic and social affairs. United Nations. 2015. Available from:  
428 <https://www.un.org/en/development/desa/newsletter/desanews/dialogue/2015/06/14764.html>
- 429 20. UNESCO. The power of education. stories from Four Continents.2019. Available from:  
430 <https://en.unesco.org/themes/education/stories-four-continents>
- 431 21. Wim H. van Brakel, Benyamin Sihombing, Hernani Djarir, Kerstin Beise, Laksmi Kusumawardhani,  
432 Rita Yulihane, Indra Kurniasari, Muhammad Kasim, Kadek I. Kesumaningsih & Annelies Wilder-  
433 Smith. Disability in people affected by leprosy: the role of impairment, activity, social  
434 participation, stigma and discrimination, *Global Health Action*, 5:1. 2012. DOI:  
435 10.3402/gha.v5i0.18394
- 436 22. Nzabona, Abel, and James Ntozi. "The Role of Older Persons in Uganda: Assessing Socio-  
437 Demographic Determinants of Older Persons' Value." *Africa Development / Afrique et*  
438 *Développement*, vol. 40, no. 4, pp. 113–35. 2015. Available from:  
439 <http://www.jstor.org/stable/90000046>. Accessed 12 Feb. 2023.
- 440 23. Gopalakrishnan S, Grace GA, Sujitha P, Anantha Eashwar VM. Knowledge, attitude, and health  
441 seeking behavior on leprosy among urban adults in Kancheepuram district of Tamil Nadu: A  
442 Community-based cross-sectional study. *J Family Med Prim Care*. 2021 May;10(5):1895-1903.  
443 doi: 10.4103/jfmpc.jfmpc\_2086\_20. Epub 2021 May 31. PMID: 34195122; PMCID: PMC8208220.

- 444 24. National Planning Authority. NATIONAL DISABILITY-INCLUSIVE PLANNING GUIDELINES FOR  
445 UGANDA. 2017. Available from: [26](http://npa.go.ug/wp-content/uploads/2018/08/Disability-<br/>446 <u>Inclusive-Planning-Guidelines.Final-for-approval-14.03.2018-FINAL.pdf</u></a></p></div><div data-bbox=)