

1 **Associations of weather and air pollution with objective physical activity and**
2 **sedentary time before and after bariatric surgery: a secondary analysis of a**
3 **prospective cohort study**

4
5 Aurélie Baillet^{1,2,3}, Paquito Bernard^{4,5}, Jmii, Nejm Eddine⁶, J. Graham Thomas⁷, Leah M.
6 Schumacher⁸, Pavlos K. Papasavas⁹, Sivamainthan Vithiananthan¹⁰, Daniel Jones¹¹, Dale
7 S. Bond^{9,12}

8
9 ¹ Nursing Department, Université du Québec en Outaouais, Gatineau, Québec, Canada

10 ² Institut du savoir de l'hôpital Montfort-recherche, Ottawa, Ontario, Canada

11 ³ Centre de Recherche en Médecine Psychosociale, Centre Intégré de Santé et Services
12 Sociaux de l'Outaouais, Gatineau, Québec, Canada

13 ⁴ Department of Physical Activity Sciences, Université du Québec à Montréal, Montréal,
14 Québec, Canada

15 ⁵ Institut universitaire en santé mentale de Montréal, Montréal, Québec, Canada

16 ⁶ Department of Natural Sciences, Université du Québec en Outaouais, Gatineau, Québec,
17 Canada

18 ⁷ Department of Psychiatry and Human Behavior, Weight Control and Diabetes Research
19 Center, The Miriam Hospital/Brown Alpert Medical School, Providence, Rhode Island

20 ⁸ Department of Kinesiology/Center for Obesity Research and Education, College of
21 Public Health, Temple University, Philadelphia, PA, USA

22 ⁹ Department of Surgery, Hartford Hospital/Hartford Healthcare, Hartford CT, USA

23 ¹⁰ Department of Surgery, Cambridge Health Alliance, Cambridge, MA, 02139, USA

24 ¹¹ Department of Surgery, Rutgers New Jersey Medical School, Newark, NJ, 07103,
25 USA.

26 ¹²Department of Research, Hartford Hospital/Hartford Healthcare, Hartford CT, USA

27

28 CORRESPONDING AUTHOR: Aurélie Baillot, Université du Québec en Outaouais,
29 283 Boul. Alexandre-Taché, Gatineau, Québec, Canada, J8X 3X7. aurelie.baillot@uqo.ca

30

31 COMPETING INTERESTS DISCLOSURE: The authors declared no conflict of interest.

32 AB, and PB are recipients of salary awards from the Fonds de recherche du Québec-
33 Santé (FRQ-S).

34 **Abstract**

35 **Background--** Most metabolic and bariatric surgery (MBS) patients perform too little
36 moderate-to-vigorous intensity physical activity (MVPA) and too much sedentary time
37 (ST). Identifying factors that influence MVPA and ST in MBS patients is necessary to
38 inform the development of interventions to target these behaviors. Research has focused
39 on individual-level factors and neglected those related to the physical environment (e.g.,
40 weather and pollution). These factors may be especially important considering rapid
41 climate change and emerging data that suggest adverse effects of weather and pollution
42 on physical activity are more severe in people with obesity.

43 **Objectives--**To examine the associations of weather (maximal, average and Wet Bulb
44 Globe Temperatures), and air pollution indices (air quality index [AQI]) with daily
45 physical activity (PA) of both light (LPA) and MVPA and ST before and after MBS.

46 **Methods--**Participants (n=77) wore an accelerometer at pre- and 3, 6, and 12-months
47 post-MBS to assess LPA/MVPA/ST (min/d). These data were combined with
48 participants' local (Boston, MA or Providence, RI, USA) daily weather and AQI data
49 (extracted from federal weather and environmental websites).

50 **Results--**Multilevel generalized additive models showed inverted U-shaped associations
51 between weather indices and MVPA ($R^2 \geq .63$, $p < .001$), with a marked reduction in
52 MVPA for daily maximal temperatures $\geq 20^\circ\text{C}$. Sensitivity analysis showed a less marked
53 decrease of MVPA (min/d) during higher temperatures after versus before MBS. Both
54 MVPA before and after MBS ($R^2 = 0.64$, $p < .001$) and ST before MBS ($R^2 = 0.395$; $p \leq .05$)
55 were negatively impacted by higher AQI levels.

56 **Discussion**--This study is the first to show that weather and air pollution indices are
57 related to variability in activity behaviors, particularly MVPA, during pre- and post-
58 MBS. Weather/environmental conditions should be considered in MVPA
59 prescription/strategies for MBS patients, especially in the context of climate change.

60

61

62 **Introduction**

63 Physical inactivity and excessive sedentary time are major concerns in the context
64 of metabolic and bariatric surgery (MBS). While regular physical activity can optimize
65 the short- and long-term benefits of MBS¹, many MBS patients are insufficiently active
66 and also spend a large part of their waking time sedentary before and after MBS^{2,3}. Thus,
67 promoting adoption and maintenance of higher physical activity levels is an important
68 facet of multidisciplinary care of the MBS patient⁴.

69 Identifying factors that influence physical activity and sedentary behaviors in
70 MBS patients is essential to inform the development of effective behavioral interventions
71 to promote a more active lifestyle. However, most research has focused on individual-
72 level factors and largely neglected environmental factors, especially those related to the
73 physical environment. According to the socio-ecological model⁵, factors that influence
74 behavior should be considered from multiple levels of influence including environmental.
75 Moreover, the environmental level of influence on behavior is increasingly important in
76 the context of global climate change and global warming.

77 Two environmental factors that may influence physical activity and sedentary
78 patterns of adults generally and MBS patients specifically are shifts in weather patterns
79 and amount of air pollution⁶. Recent reviews of studies involving participants across
80 multiple countries and continents show that total physical activity volume is consistently
81 greater during higher outdoor temperatures whereas sedentary behavior is greater during
82 lower outdoor temperatures⁷⁻⁹. Studies also show that Wet Bulb Globe Temperature
83 (WBGT), a more sophisticated indicator of outdoor temperature that combines the effects
84 of radiation, humidity, temperature and wind speed on the perception of temperature, is

85 negatively associated with daily steps¹⁰, active transport¹¹, and outdoor occupational
86 related physical activity¹².

87 Similarly, cross-sectional and longitudinal studies indicate that increased air
88 pollution is associated with lower physical activity volume¹³. One US study in particular
89 showed that an increase of fine particle matter (i.e., respirable particle with 2.5 microns in
90 diameter or less) was related to a 16-35% increase in the odds of leisure physical
91 inactivity among adults¹⁴. Conversely, a study conducted in China found that an increase
92 of one standard deviation in air pollution, measured via the Air Quality Index (AQI, i.e.,
93 index combining carbon monoxide, nitrogen dioxide, ozone, sulphur dioxide, particulate
94 matter measures), was related to a 7.3 hour increase in weekly self-reported sedentary
95 time¹⁵.

96 Among adults with obesity, studies report that weather conditions can be a barrier
97 to physical activity^{16,17}. Both higher (snow) precipitation and temperature are associated
98 with lower physical activity levels among adults with severe obesity^{18,19}. Additionally,
99 growing research suggests that the adverse effects of weather pattern shifts and air
100 pollution on physical activity may be more severe in adults with obesity. Findings of a
101 US study suggest that adults with obesity are more vulnerable to heat stress, and that this
102 vulnerability contributes to larger reductions in physical activity. Specifically, results
103 showed a non-linear inverse U shape association between daily maximal temperature and
104 leisure-time physical activity volume, where physical activity participation decreased in
105 temperatures that exceeded 35°C. This decrease was seven times higher in adults with
106 overweight or obesity in comparison to adults with Body Mass Index (BMI) < 25 kg.m²
107 ¹⁹.

108 However, to our knowledge no study has investigated potential associations of
109 weather and air pollution with physical activity and sedentary time in adults with obesity
110 before and after MBS. It is possible that physiological changes after MBS could help
111 reduce the degree to which outdoor temperatures and air pollution are a barrier to
112 physical activity via increased tolerance to higher outdoor temperatures (via reduced
113 adipose tissue and improved thermoregulation) and air pollution (via increased
114 respiratory function). This is a particularly important knowledge gap in light of current
115 and future climate changes. Heat waves are occurring more often during the last decade
116 (from 2 per year in 1960 to 6 per year in 2020)²⁰. The sixth Intergovernmental Panel on
117 Climate Change report concluded that (extreme) temperatures are expected to increase in
118 North and Central America, as well as the number, the frequency and the severity of
119 natural disasters (e.g. heat waves, intense precipitation)²¹ causing health and behavioral
120 impacts²².

121 In light of the limited evidence, coupling with the climate change context, our
122 study aimed to examine the associations of objective daily weather (maximal and
123 averaged temperature, WBGT) and air pollution indices (AQI) with device-measured
124 daily time spent in physical activity (light, and moderate-to-vigorous intensities) and
125 sedentary behaviors before and after MBS. We hypothesized that higher daily weather
126 temperatures, WBGT and AQI levels would be associated with less daily time spent in
127 physical activity, especially MVPA, and more daily time spent in sedentary behaviors.

128

129 **Methods**

130 *Participants*

131 This study involves analysis of data from a prospective cohort study that was designed to
132 evaluate multiple behavioral and psychosocial predictors of outcomes before and during
133 the first year after bariatric surgery. To be initially eligible, participants had to have a
134 body mass index (BMI) ≥ 35 kg/m², be ≥ 21 years old, and be scheduled to undergo
135 Roux-en-Y gastric bypass (RYGB) or sleeve gastrectomy (SG) at one of two university-
136 based hospitals in the Northeastern United States. Participants were excluded if they were
137 receiving weight management treatment outside the context of standard surgical care, or
138 reported presence of a condition (e.g., uncontrolled severe mental illness) or factors (e.g.,
139 plans to geographically relocate) that could preclude adherence to the study protocol. A
140 total of 92 participants consented to participate at baseline, 77 of whom provided
141 accelerometry data with ≥ 7 days at baseline. Then, 60 (78%), 54 (70%), and 44 (57%)
142 participants, providing accelerometry data with ≥ 7 days were included in analysis at
143 follow-up, at 3-, 6-, and 12-month post-surgical visits, respectively (Supplemental Figure
144 1 for flow chart).

145

146 ***Procedure***

147 All aspects of the parent study protocol that are relevant to the present analyses are
148 described below; the full study protocol is published elsewhere²³. This study is reported
149 in accordance with the guidelines for reporting observational studies (Strengthening the
150 Reporting of Observational Studies in Epidemiology (STROBE)) (Supplemental Table
151 1).

152 Participants were recruited individually on a rolling basis between May 2016 and April
153 2018 at a regularly scheduled clinic visit occurring 3-8 weeks before their scheduled

154 surgery date. Participants deemed initially eligible after telephone screening complete an
155 in-person screen/baseline assessment at the bariatric clinic or affiliated research center.
156 During this initial visit, participants provided informed consent, had their height and
157 weight measured, completed a demographic questionnaire, and were provided with an
158 accelerometer to complete 10 days of activity monitoring prior to surgery. Participants
159 wore the accelerometer again at 3, 6, and 12 months after surgery. For the current study,
160 daily accelerometer data from participants were combined with daily weather data using
161 each participant's city address/location and accelerometer wear time dates. Measures and
162 data sources are detailed below. The parent study was approved by the institutional
163 review boards of The Miriam Hospital (TMH) in Providence, RI, USA and Beth Israel
164 Deaconess Medical center (BIDMC) in Boston, MA. The study was registered at
165 www.clinicaltrials.gov (NCT02777177).

166

167 *Measures*

168 Objectively-measured physical activity and sedentary behaviors. Participants' daily
169 minutes spent in physical activity and sedentary behaviors were recorded using an
170 ActiGraph GT9X Link wrist-worn triaxial accelerometer. Valid wear time was defined as
171 ≥ 7 days with ≥ 10 hours of wear per day. Sleep periods were identified and removed
172 from analysis using the Cole-Kripke and Tudor-Locke algorithms within the ActiLife
173 Version 6.13.3 software (ActiGraph, LLC, Pensacola, FL, USA). Nonwear periods,
174 defined as ≥ 90 minutes without movement using vector magnitude counts and with
175 allowance of interruptions of ≤ 2 minutes of nonzero counts, were also identified and
176 removed^{24,25}. Vector magnitude counts per minute thresholds that have been shown to

177 minimize the mean difference between estimates of sedentary time (ST) and MVPA
178 when using wrist- versus hip-based ActiGraph accelerometers were used to estimate
179 minutes per day spent sedentary (< 2000 counts per minute) and in light-intensity
180 physical activity (≥ 2000 and <7500 counts per minute) and MVPA (≥ 7500 counts per
181 minute)²⁶.

182

183 ***Independent variables: weather indices and air pollution data***

184 Physical activity and sedentary daily data across assessments were combined with local
185 daily weather data according to participants city localization (Boston or Providence) and
186 accelerometer wear time dates. Averaged and maximal temperatures (C°), precipitation
187 and snow fall (cm) were obtained from the USW00014739 and USW00014765 weather
188 stations, which were the closest to Boston and Providence. AQI data were acquired from
189 monitoring stations which are present in core-based statistical areas of both Boston-
190 Cambridge-Newton and Providence-Warwick. AQI is an index combining carbon
191 monoxide, nitrogen dioxide, ozone, sulphur dioxide, and particulate matter measures ²⁷.
192 Weather data and AQI were extracted from the websites of the National Center of
193 Environment Information (NCEI) of the National Oceanic and Atmospheric
194 Administration (NOAA), and the Environmental Protection Agency, respectively.
195 Higher AQI value are associated with a greater level of air pollution. An AQI >50, >100,
196 > 200, and > 300 were considered as moderate, unhealthy for sensitive groups, unhealthy,
197 very unhealthy, and hazardous, respectively²⁸. There is a high health risk to perform
198 MVPA for unfit or non-acclimatized adults with WBGT > 25.7°C (78.1°F)²⁹.

199

200 *Covariates*

201 Sociodemographic covariates included gender, age, ethnicity, level of education, and
202 body mass index (calculated with weight and height measured).

203

204 *Statistical analysis*

205 A set of t-tests was carried out to compare study participants recruited in Boston or
206 Providence. To investigate the association between environmental and movement related
207 data, the shape of relationships (linear versus non-linear) was first investigated^{7,30,31}.

208 Consequently, multilevel linear and generalized additive models (GAM)³² were carried
209 out for each tested association. Participants were nested within their respective
210 recruitment center. The GAM is an extension of the generalized linear model in that one
211 or more predictors may be specified using a smooth function. GAM is a nonparametric
212 model that allows nonlinear relationships to be modeled with flexibility without
213 specifying the nonlinear functional form³¹. Non-linearity in GAM was based on the
214 effective degrees of freedom (edf) of the smothing terms, with edf >3 indicating a non-
215 linearity shape. These models included movement related variables (MVPA, LPA,
216 sedentary time) as dependent variables, and time varying covariates (days number,
217 season, weekend day (Yes/No), precipitation, snowfall). To take time autocorrelation into
218 account, lag-1 of dependent and weather variables were also included in models. A cubic
219 spline smoother was used to fit GAMs. Both models were compared using Akaike's
220 Information Criterion (AIC), with smaller values for the information criterion indexes
221 indicating a better model³³. Then, the selected model (linear or non-linear) was executed
222 again by including socio-demographic covariables (i.e., age, gender, BMI). If a
223 statistically significant association was found in GAMs, a 2-dimensional plot was

224 produced. The packages mgcv, tidyverse, lmer, gtsummary, hydroTSM and
225 weathermetrics from the statistical software R (v4.2) were used to prepare, conduct and
226 visualise the models. The R syntax for main analyses are provided on the Open Sciences
227 Framework (<https://osf.io/34usq/>). To examine the potential effect of MBS, a set of
228 sensitivity analyses and visual examination of plots was performed³⁴. All selected full
229 models were separately carried out for pre- and post-surgery data.

230

231 **Results**

232 *Population characteristics*

233 Of the 77 participants included before the surgery, 86% were women, 48% identified as
234 other than White ethnicity, 37% had earned a college or graduate degree and the mean
235 age was 44.5±11.3 years. The average baseline BMI was 45.9±7.6 kg/m². Detailed
236 information on accelerometer data (LPA, MVPA, sedentary time), BMI and data
237 collection season according to the 4 times assessments and seasons are presented in
238 Supplemental Table 2.

239

240 *Weather indices and air pollution description*

241 The physical activity and sedentary time assessments were performed in Providence and
242 Boston, having had a mean temperature of 12.1±9.1C° (range: -15.0 to 31.7C°), a WBGT
243 score of 48.5±15.4 (range: 5.0 to 77.0), and an AQI score of 49.6±17.5 (range: 21.0 to
244 151.0) between June 2016 and April 2019. The air quality during the accelerometer data
245 collection was good (<50), moderate (50-100), and unhealthy (>100) for 62%, 35% and
246 3% of days, respectively. Also, all accelerometer data were collected during days with a

247 WBGT $<25.6^{\circ}\text{C}$ (78.1°F), which is below the high-risk threshold to perform MVPA for
248 unfit or non-acclimatized adults.

249

250 *Associations of weather indices and air pollution with MVPA*

251 Non-linear models had a better fit index and showed a statistically significant association
252 between tested weather indices, AQI and MVPA (Figure 1, and supplemental Table 3).
253 Each model is plotted in Figure 1, the lines show the smoothed function and dash lines
254 indicated the 95% confidence area. Average and maximal temperature were significantly
255 associated with MVPA, $p < 0.001$, $R^2 = 0.64$, and $p < 0.001$, $R^2 = 0.64$, respectively. A
256 visual examination of plots indicated an important reduction of daily minutes of MVPA
257 after $\sim 13^{\circ}\text{C}$ ($\sim 55^{\circ}\text{F}$) and $\sim 20^{\circ}\text{C}$ ($\sim 68^{\circ}\text{F}$) for average and maximal daily temperatures,
258 respectively. An inverted U-shaped was found for association between daily MVPA with
259 WBGT ($p < 0.001$, $R^2 = 0.63$). Highest MVPA level was observed between $\sim -7^{\circ}\text{C}$
260 ($\sim 20^{\circ}\text{F}$) and $\sim 14^{\circ}\text{C}$ ($\sim 57^{\circ}\text{F}$) WBGT, with a drastic reduction of MVPA below and above
261 these values.

262 Concerning AQI, a statistically significant association with MVPA ($p < 0.001$, R^2
263 $= 0.64$) was observed with a non-linear complex shape. A decrease of daily time spent in
264 MVPA was observed until ~ 33 AQI score, followed by a monotonic curve, and an
265 MVPA decrease after ~ 70 AQI score.

266

267 *Associations of weather indices and air pollution with LPA*

268 The shape of the associations of LPA with averaged temperature, maximal temperature,
269 and WBGT were non-linear, but linear with AQI. No statistically significant associations

270 were found between LPA and averaged temperature, maximal temperature, WBGT, AQI
271 in multivariate models (Supplemental Table 4).

272

273 *Associations of weather indices and air pollution with sedentary time*

274 Non-linear models were selected for tests involving sedentary behavior. No statistically
275 significant associations of weather and air pollution outcomes with daily time spent in
276 sedentary behaviors were found (Supplemental Table 5).

277

278 *Sensitivity analyses: before and after MBS*

279 The association shapes for MVPA were globally similar between pre- and post-MBS
280 (Figure 2, and supplemental Table 6). However, a visual examination of plots indicated
281 that a more drastic reduction in daily minutes of MVPA appears before MBS for average
282 temperature at ~ 20°C and for WBGT at ~8°C (~ 47°F) compared to after MBS. No
283 significant associations were observed between LPA and weather outcomes in pre and
284 post-MBS (Supplemental Table 7). Additionally, a positive linear statistically significant
285 association was found between daily time spent in sedentary behaviors and AQI before
286 MBS ($R^2=0.395$; $p \leq .05$) (Figure 3, and supplemental Table 8).

287

288 **Discussion**

289 MBS patients are encouraged to engage in regular physical activity to optimize
290 and sustain postoperative weight loss and health improvements. However, many patients
291 are insufficiently active before MBS and struggle to achieve and/or maintain sufficient
292 physical activity levels after MBS. This warrants greater attention to identifying and

293 understanding barriers to physical activity in this patient population. To date, efforts in
294 this regard have mostly focused on individual-level barriers with minimal consideration
295 of how patients' external environment might inhibit physical activity. Although some
296 data suggest that weather could be a barrier for some MBS patients, no study has
297 systematically evaluated associations of specific weather and air pollution indices with
298 physical activity and sedentary behaviors in the context of MBS. This may be particularly
299 important given ongoing and future climate changes (e.g., higher temperatures) and
300 obesity-related vulnerabilities (e.g., diminished heat tolerance during physical activity) to
301 these changes. Therefore, this study aimed to improve understanding of how variability in
302 objective temperature and air pollution indices relate to objectively-measured physical
303 activity and sedentary behaviors on a daily level among adults with obesity before and
304 during the initial year after MBS.

305 Our results showed that MVPA related in a nonlinear fashion to temperature
306 indices. Regarding maximal outdoor temperatures, a large decrease in daily MVPA was
307 observed for maximal temperatures exceeding $\sim 20^{\circ}\text{C}$ ($\sim 68^{\circ}\text{F}$). The only study found in
308 adults with obesity also showed an inverse U-shape with the probability of monthly
309 leisure-time physical activity participation markedly decreasing after 36°C^{19} .

310 Similarly, for WBGT, which considers humidity, wind speed, sun angle, and
311 cloud cover along with temperature, the highest MVPA levels were observed between \sim
312 7°C ($\sim 20^{\circ}\text{F}$) and $\sim 14^{\circ}\text{C}$ ($\sim 57^{\circ}\text{F}$) WBGT, with a drastic reduction of MVPA below and
313 above these values. This WBGT level falls well below the WBGT level of $> 25.7^{\circ}\text{C}$
314 (78.1°F) that is associated with high risk to perform MVPA for unfit or non-acclimatized
315 adults. Thus, our findings align with previous research suggesting that higher

316 temperatures have a negative effect on physical activity of higher intensities among
317 adults and children with obesity^{35,36}.

318 Regarding MVPA sensitivity analyses, although overall associations of MVPA
319 and temperature indices were similar between pre- and post-MBS, visual inspection of
320 pre- and post-MBS plots displayed a less marked decrease of daily MVPA minutes after
321 MBS for average temperature of ~20°C (~68°F) and WBGT of ~8°C (~47°F) compared
322 to before MBS. Although additional research is needed to substantiate this observation, it
323 is possible that postoperative reduction in subcutaneous fat could contribute to improved
324 capacity to acclimate to warmer temperatures when performing MVPA. Indeed, higher
325 levels of subcutaneous fat impede heat loss contributing to lower capacity to acclimate
326 while performing MVPA in warmer temperatures increasing risk of heat stress³⁷.

327 In accordance with studies using self-reported MVPA and other physical activity
328 indicators (total volume, daily step counts, leisure)^{13,14,38}, our results also showed that
329 daily MVPA is negatively associated with the level of air pollution. Specifically, MVPA
330 levels decreased after ~70 AQI score. Although this value is considered acceptable for
331 the general population, it is considered a risk for some people who are unusually sensitive
332 to air pollution²⁸. People with obesity may be more sensitive to air pollutants during
333 MVPA than individuals without obesity given the inflammatory and mechanical (i.e.,
334 excess fat deposited on the chest wall and abdominal cavity) effects of obesity decreasing
335 respiratory function and exercise tolerance^{39,40}. We also found that time spent in
336 sedentary behaviors before surgery increased with higher levels of air pollution. Taken
337 together, these findings suggest that higher levels of air pollution may contribute to low
338 MVPA among MBS patients, and increased sedentary time especially before MBS.

339 The above findings may have important clinical implications for prescribing and
340 promoting physical activity among MBS patients. For example, during seasons with
341 warmer temperatures, patients might be encouraged to perform MVPA during the
342 morning hours to limit exposure to hotter temperatures. When exercising outside, patients
343 should be encouraged to hydrate before, during and after their session, wear light-weight
344 clothing, and use wearable cooling wraps (e.g., around neck) to enhance
345 thermoregulatory capacity. Patients might also benefit from exercise outside and before 9
346 AM given that air pollution tends to be higher in homes and workplaces than outside and
347 peaks at 9 AM on average^{41,42}. More broadly, it suggests that coordinated effort to
348 develop cooling strategies at urban, building and individual scales will be particularly
349 beneficial for MBS patients⁴³.

350 As more and more evidence showed that LPA is related to health benefits in
351 adults⁴⁴, this study also explored weather indices, and air pollution associations with
352 LPA. Our results showed no statistically significant association of LPA with weather
353 indices, and air pollution, in contrast with some studies reporting association between
354 LPA and outdoor temperature among older population^{7,45}. Nevertheless, evidence on the
355 association between LPA and outdoor temperature is inconsistent, and sparse for air
356 quality⁷⁻⁹. Additional studies are therefore required, and could also consider the different
357 forms of LPA (leisure, transport-related or occupational activity), that might impact the
358 relationship between outdoor environmental factors and LPA.

359 As regard to daily time spent in sedentary behaviors, no statistically significant
360 association was also found with temperature and WBGT in the current study. Our results
361 on outdoor temperature are consistent with some studies, but not with others⁷⁻⁹. In

362 addition, our results showed positive associations between ST and AQI before MBS, but
363 not after MBS. These discrepancies between all the studies may be explained by several
364 factors, such as different in populations, regions, climatic zones studied, statistical model
365 used or covariates considered. Additional studies are required to disentangle
366 discordances, and explore confounding potential factors. For example, the facts that
367 sedentary behaviors are usually indoor activities, the impact of outdoor environmental
368 factors on them could be minimal, especially in MBS adults spending on average more
369 than 80% of their time in sedentary behaviors³.

370 **Strengths and limits**

371 To our knowledge, this study is the first to prospectively explore the associations of
372 objective weather and air quality indices with objectively measured physical activity and
373 sedentary time on a daily level before and after MBS. By using a multilevel non-linear
374 statistical modelling, an approach too rarely used in physical activity domain^{7,31}, our
375 study allows to model nonlinear relationships. Nevertheless, several limitations of this
376 study must also be acknowledged. First, the generalization of our results is limited to
377 temperate climatic regions, and cities with rare episode of unhealthy air quality. Second,
378 the accelerometer did not include GPS data, and participant's address zip codes were not
379 collected, making impossible to know the weather station closest to the daily location of
380 participants. Then, other potential environmental factors not assessed could have
381 influenced the associations (e.g. cooling strategies availability or walkability
382 neighborhoods). Finally, accelerometers do not provide information on the context (e.g.
383 indoor or outdoor), and the form (leisure, transport-related or occupational activity) of

384 physical activity and sedentary behavior. Thus, it is possible that stronger effects might
385 be observed if all PA was performed outdoors.

386

387 **Conclusion**

388 Rising average global temperatures and related widespread worsening of changes in
389 weather patterns and air pollution pose significant threats to engagement in important
390 health behaviors such as physical activity. Physical activity levels of individuals with
391 obesity may be especially affected by these environmental impacts given that obesity is
392 associated with factors such as vulnerability to heat stress and impaired respiratory
393 strength that make performing commonly prescribed aerobic activities such as walking
394 more difficult. The current study is the first to show that higher levels of temperature and
395 air pollution indices contribute to lower MVPA and higher ST in the context of MBS.
396 Less marked decreases in MVPA at similar higher temperatures after MBS compared to
397 before MBS suggests patients may have increased heat tolerance during MVPA although
398 confirmation of this finding and mechanisms is needed. Weather and environmental
399 factors should be considered in prescriptions and strategies to promote more active
400 lifestyles among MBS patients.

401

402 **Acknowledgments**

403 We would like to thank Jennifer Webster for her assistance in executing the study
404 procedures, and the study participants for their commitment to this study. Data described
405 in the manuscript, and code book will be made available on request pending application.

406 The R syntax for main analyses are provided on the Open Sciences Framework
407 (<https://osf.io/34usq/>).

408

409 **Author contributions:** Dale S. Bond, J. Graham Thomas, Aurelie Baillot and Jmii, Nejm
410 Eddine acquired the data. Aurelie Baillot, Paquito Bernard, and Dale S. Bond conceived
411 the study and design. Paquito Bernard performed statistical analysis. Aurelie Baillot,
412 Paquito Bernard and Dale S. Bond drafted the manuscript. All authors revised the
413 manuscript for intellectual content and approved the final version of the completed
414 manuscript.

415 CLINICAL TRIAL REGISTRATION: NCT02777177

416 FUNDING: R01 DK108579 (MPI: Bond and Thomas)

417 **Figure 1:** Associations of weather indices (average temperature, maximal temperature,
418 WBGT) and air pollution (Air quality index) with moderate-vigorous intensity physical
419 activity.

420 Note: The lines show the smoothed function from GAM for daily minutes of MVPA, and the
421 shaded area indicates the 95% confidence interval. Each model is adjusted for age, body mass
422 index, gender, days number, season, weekend day (Yes/No), precipitation, snowfall, lag-1 of
423 MVPA and weather variables. Vertical lines are placed based on visual observation.

424

425 **Figure 2:** Associations of weather indices (average temperature, maximal temperature,
426 WBGT) and air pollution (Air quality index) with moderate-vigorous intensity physical
427 activity before and after MBS.

428 Note: The lines show the smoothed function from GAM for daily minutes of MVPA, and the
429 shaded area indicates the 95% confidence interval. Each model is adjusted for age, body mass

430 index, gender, days number, season, weekend day (Yes/No), precipitation, snowfall, lag-1 of

431 MVPA and weather variables. Vertical lines are placed based on visual observation.

432

433

434 **Figure 3:** Linear association of air quality index with sedentary time before MBS.

435

436

437

438

439

440

441

442

443 **References**

- 444 1. Bellicha A, van Baak MA, Battista F, Beaulieu K, Blundell JE, Busetto L, et al.
445 Effect of exercise training before and after bariatric surgery: A systematic review and
446 meta-analysis. *Obes Rev.* 2021;22 Suppl 4:e13296.doi: 10.1111/obr.13296.
- 447 2. Nielsen MS, Alsaoodi H, Hjorth MF, Sjodin A. Physical Activity, Sedentary
448 Behavior, and Sleep Before and After Bariatric Surgery and Associations with Weight
449 Loss Outcome. *Obes Surg.* 2021;31(1):250-9.doi: 10.1007/s11695-020-04908-3.
- 450 3. Bond DS, Unick JL, Jakicic JM, Vithiananthan S, Pohl D, Roye GD, et al.
451 Objective assessment of time spent being sedentary in bariatric surgery candidates. *Obes*
452 *Surg.* 2011;21(6):811-4.doi: 10.1016/j.soard.2008.08.003.
- 453 4. King WC, Bond DS. The importance of pre and postoperative physical activity
454 counseling in bariatric surgery. *Exerc Sport Sci Rev.* 2013;41(1):26-35.doi:
455 10.1097/JES.0b013e31826444e0.
- 456 5. Sallis JF, Cervero RB, Ascher W, Henderson KA, Kraft MK, Kerr J. An
457 ecological approach to creating active living communities. *Annu Rev Public Health.*
458 2006;27:297-322.doi: 10.1146/annurev.publhealth.27.021405.102100.
- 459 6. Bauman AE, Reis RS, Sallis JF, Wells JC, Loos RJ, Martin BW. Correlates of
460 physical activity: why are some people physically active and others not? *Lancet.*
461 2012;380(9838):258-71.doi: 10.1016/S0140-6736(12)60735-1.
- 462 7. Turrisi TB, Bittel KM, West AB, Hojjatinia S, Hojjatinia S, Mama SK, et al.
463 Seasons, weather, and device-measured movement behaviors: a scoping review from
464 2006 to 2020. *Int J Behav Nut Phys Act.* 2021;18(1):24.doi: 10.1186/s12966-021-01091-
465 1.

- 466 8. Zisis E, Hakimi S, Lee EY. Climate change, 24-hour movement behaviors, and
467 health: a mini umbrella review. *Glob Health Res Policy*. 2021;6(1):15.doi:
468 10.1186/s41256-021-00198-z.
- 469 9. Bernard P, Chevance G, Kingsbury C, Baillot A, Romain AJ, Molinier V, et al.
470 Climate Change, Physical Activity and Sport: A Systematic Review. *Sports Med*.
471 2021;51(5):1041-59.doi: 10.1007/s40279-021-01439-4.
- 472 10. Al-Mohannadi AS, Farooq A, Burnett A, Van Der Walt M, Al-Kuwari MG.
473 Impact of Climatic Conditions on Physical Activity: A 2-Year Cohort Study in the
474 Arabian Gulf Region. *J Phys Act Health*. 2016;13(9):929-37.doi: 10.1123/jpah.2015-
475 0593.
- 476 11. Ahn Y, Okamoto D, Uejio C. Investigating city bike rental usage and wet-bulb
477 globe temperature. *Int J Biometeorol*. 2022;66(4):679-90.doi: 10.1007/s00484-021-
478 02227-5.
- 479 12. Mix JM, Elon L, Thein Mac VV, Flocks J, Economos J, Tovar-Aguilar AJ, et al.
480 Physical activity and work activities in Florida agricultural workers. *Am J Ind Med*.
481 2019;62(12):1058-67.doi: 10.1002/ajim.23035.
- 482 13. An R, Zhang S, Ji M, Guan C. Impact of ambient air pollution on physical activity
483 among adults: a systematic review and meta-analysis. *Perspect Public Health*.
484 2018;138(2):111-21.doi: 10.1177/1757913917726567.
- 485 14. Roberts JD, Voss JD, Knight B. The association of ambient air pollution and
486 physical inactivity in the United States. *PLoS One*. 2014;9(3):e90143.doi:
487 10.1371/journal.pone.0090143.

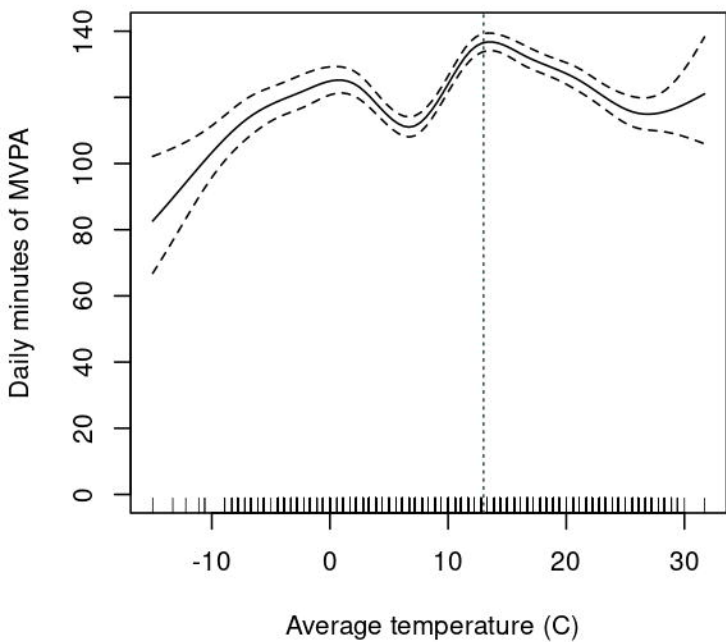
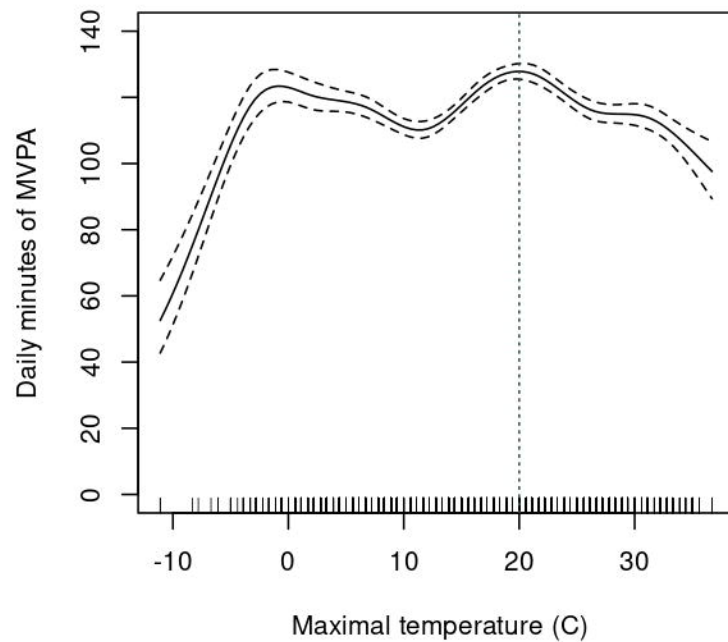
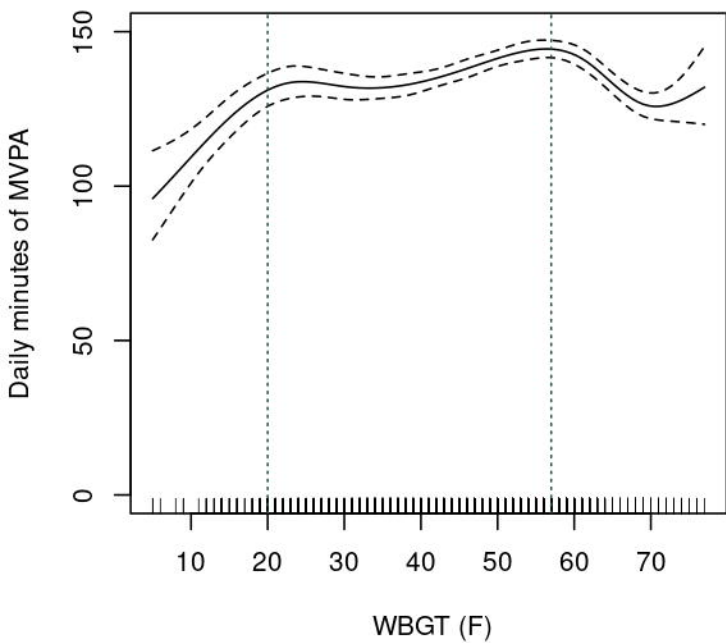
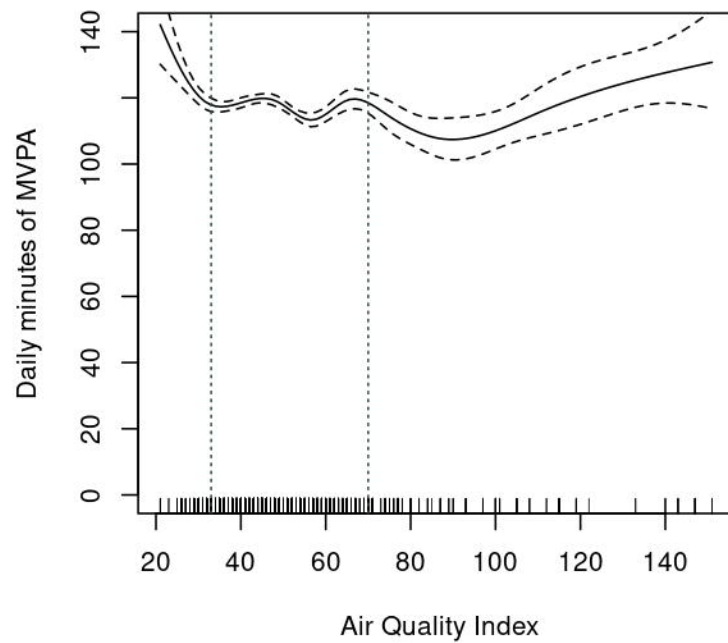
- 488 15. Yu H, Cheng J, Gordon SP, An R, Yu M, Chen X, et al. Impact of Air Pollution
489 on Sedentary Behavior: A Cohort Study of Freshmen at a University in Beijing, China.
490 *Int J Environ Res Public Health*. 2018;15(12).doi: 10.3390/ijerph15122811.
- 491 16. Baillot A, Chenail S, Barros Polita N, Simoneau M, Libourel M, Nazon E, et al.
492 Physical activity motives, barriers, and preferences in people with obesity: A systematic
493 review. *PLoS One*. 2021;16(6):e0253114.doi: 10.1371/journal.pone.0253114.
- 494 17. Bond DS, Thomas JG, Ryder BA, Vithiananthan S, Pohl D, Wing RR. Ecological
495 momentary assessment of the relationship between intention and physical activity
496 behavior in bariatric surgery patients. *Int J Behav Med*. 2013;20(1):82-7.doi:
497 10.1007/s12529-011-9214-1.
- 498 18. Chan CB, Ryan DA, Tudor-Locke C. Relationship between objective measures of
499 physical activity and weather: a longitudinal study. *Int J Behav Nut Phys Act*.
500 2006;3:21.doi: 10.1186/1479-5868-3-21.
- 501 19. Obradovich N, Fowler J, H. Climate Change May Alter Human Physical Activity
502 Patterns. *Nat Hum Behav*. 2017;1(5):0097.
- 503 20. United States Environmental protection Agency. Technical Documentation: Heat
504 Waves 2021 [2022-11-10]. Available from: [https://www.epa.gov/sites/default/files/2021-](https://www.epa.gov/sites/default/files/2021-04/documents/heat-waves_td.pdf)
505 [04/documents/heat-waves_td.pdf](https://www.epa.gov/sites/default/files/2021-04/documents/heat-waves_td.pdf).
- 506 21. IPCC. Climate Change 2021: The Physical Science Basis. Contribution of
507 Working Group I to the Sixth Assessment Report of the Intergovernmental Panel on
508 Climate Change. Cambridge, United Kingdom and New York, NY, USA: 2021.

- 509 22. Chevance G, Fresan U, Hekler E, Edmondson D, Lloyd SJ, Ballester J, et al.
510 Thinking Health-related Behaviors in a Climate Change Context: A Narrative Review.
511 *Ann Behav Med.* 2022.doi: 10.1093/abm/kaac039.
- 512 23. Goldstein SP, Thomas JG, Vithiananthan S, Blackburn GA, Jones DB, Webster J,
513 et al. Multi-sensor ecological momentary assessment of behavioral and psychosocial
514 predictors of weight loss following bariatric surgery: study protocol for a multicenter
515 prospective longitudinal evaluation. *BMC Obes.* 2018;5:27.doi: 10.1186/s40608-018-
516 0204-6.
- 517 24. Cole RJ, Kripke DF, Gruen W, Mullaney DJ, Gillin JC. Automatic sleep/wake
518 identification from wrist activity. *Sleep.* 1992;15(5):461-9.doi: 10.1093/sleep/15.5.461.
- 519 25. Tudor-Locke C, Barreira TV, Schuna JM, Jr., Mire EF, Katzmarzyk PT. Fully
520 automated waist-worn accelerometer algorithm for detecting children's sleep-period time
521 separate from 24-h physical activity or sedentary behaviors. *Appl Physiol Nutr Metab.*
522 2014;39(1):53-7.doi: 10.1139/apnm-2013-0173.
- 523 26. Kamada M, Shiroma EJ, Harris TB, Lee IM. Comparison of physical activity
524 assessed using hip- and wrist-worn accelerometers. *Gait Posture.* 2016;44:23-8.doi:
525 10.1016/j.gaitpost.2015.11.005.
- 526 27. National Weather Service. Air Quality Index [cited 2023 2023-02-17]. Available
527 from: [https://www.weather.gov/safety/airquality-
528 aqindex#:~:text=The%20Air%20Quality%20Index%20\(AQI,days%20after%20breathing
529 %20polluted%20air](https://www.weather.gov/safety/airquality-aqindex#:~:text=The%20Air%20Quality%20Index%20(AQI,days%20after%20breathing%20polluted%20air).
- 530 28. Cromar KR, Ghazipura M, Gladson LA, Perlmutter L. Evaluating the U.S. Air
531 Quality Index as a risk communication tool: Comparing associations of index values with

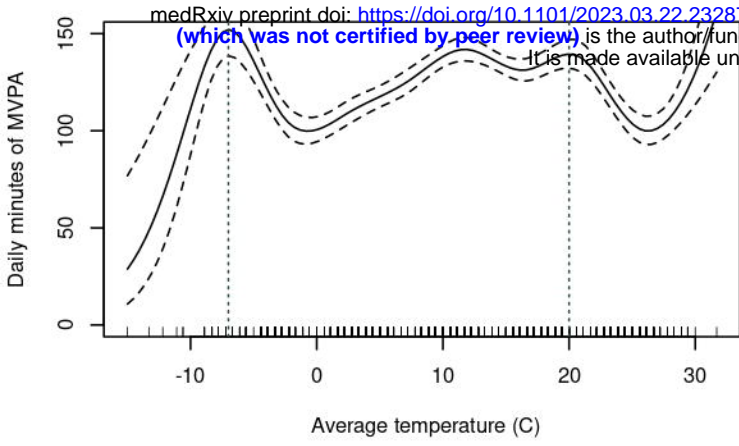
- 532 respiratory morbidity among adults in California. *PLoS One*. 2020;15(11):e0242031.doi:
533 10.1371/journal.pone.0242031.
- 534 29. American College of Sports M, Armstrong LE, Casa DJ, Millard-Stafford M,
535 Moran DS, Pyne SW, et al. American College of Sports Medicine position stand.
536 Exertional heat illness during training and competition. *Med Sci Sports Exerc*.
537 2007;39(3):556-72.doi: 10.1249/MSS.0b013e31802fa199.
- 538 30. Ravindra K, Rattan P, Mor S, Aggarwal AN. Generalized additive models:
539 Building evidence of air pollution, climate change and human health. *Environ Int*.
540 2019;132:104987.doi: 10.1016/j.envint.2019.104987.
- 541 31. Bernard P, Dore I, Romain AJ, Hains-Monfette G, Kingsbury C, Sabiston C. Dose
542 response association of objective physical activity with mental health in a representative
543 national sample of adults: A cross-sectional study. *PLoS One*. 2018;13(10):e0204682.doi:
544 10.1371/journal.pone.0204682.
- 545 32. Wood S. Generalized additive models: an introduction with R. Raton B, editor:
546 FL: Chapman & Hall/CRC; 2006.
- 547 33. Vrieze SI. Model selection and psychological theory: a discussion of the
548 differences between the Akaike information criterion (AIC) and the Bayesian information
549 criterion (BIC). *Psychol Methods*. 2012;17(2):228-43.doi: 10.1037/a0027127.
- 550 34. Giorgini P, Rubenfire M, Das R, Gracik T, Wang L, Morishita M, et al. Higher
551 fine particulate matter and temperature levels impair exercise capacity in cardiac patients.
552 *Heart*. 2015;101(16):1293-301.doi: 10.1136/heartjnl-2014-306993.

- 553 35. Foster J, Hodder SG, Lloyd AB, Havenith G. Individual Responses to Heat Stress:
554 Implications for Hyperthermia and Physical Work Capacity. *Front Physiol.*
555 2020;11:541483.doi: 10.3389/fphys.2020.541483.
- 556 36. Dougherty KA, Chow M, Kenney WL. Responses of lean and obese boys to
557 repeated summer exercise in the heat bouts. *Med Sci Sports Exerc.* 2009;41(2):279-
558 89.doi: 10.1249/MSS.0b013e318185d341.
- 559 37. Speakman JR. Obesity and thermoregulation. *Handb Clin Neurol.* 2018;156:431-
560 43.doi: 10.1016/B978-0-444-63912-7.00026-6.
- 561 38. Yu H, Yu M, Gordon SP, Zhang R. The association between ambient fine
562 particulate air pollution and physical activity: a cohort study of university students living
563 in Beijing. *Int J Behav Nutr Phys Act.* 2017;14(1):136.doi: 10.1186/s12966-017-0592-x.
- 564 39. Dixon AE, Peters U. The effect of obesity on lung function. *Expert Rev Respir*
565 *Med.* 2018;12(9):755-67.doi: 10.1080/17476348.2018.1506331.
- 566 40. McNeill JN, Lau ES, Zern EK, Naylor M, Malhotra R, Liu EE, et al. Association
567 of obesity-related inflammatory pathways with lung function and exercise capacity.
568 *Respir Med.* 2021;183:106434.doi: 10.1016/j.rmed.2021.106434.
- 569 41. Cichowicz R, Stelegowski A. Average Hourly Concentrations of Air
570 Contaminants in Selected Urban, Town, and Rural Sites. *Arch Environ Contam Toxicol.*
571 2019;77(2):197-213.doi: 10.1007/s00244-019-00627-8.
- 572 42. Roh T, Moreno-Rangel A, Baek J, Obeng A, Hasan NT, Carrillo G. Indoor Air
573 Quality and Health Outcomes in Employees Working from Home during the COVID-19
574 Pandemic: A Pilot Study. *Atmosphere.* 2021;12:1665.

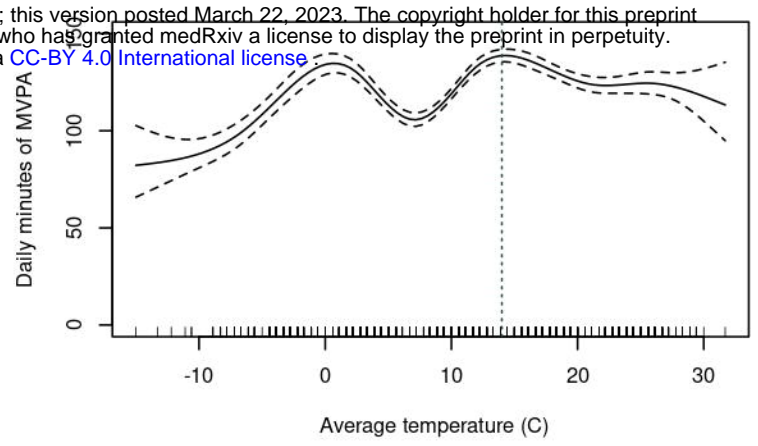
- 575 43. Jay O, Capon A, Berry P, Broderick C, de Dear R, Havenith G, et al. Reducing
576 the health effects of hot weather and heat extremes: from personal cooling strategies to
577 green cities. *Lancet*. 2021;398(10301):709-24.doi: 10.1016/S0140-6736(21)01209-5.
- 578 44. Amagasa S, Machida M, Fukushima N, Kikuchi H, Takamiya T, Odagiri Y, et al.
579 Is objectively measured light-intensity physical activity associated with health outcomes
580 after adjustment for moderate-to-vigorous physical activity in adults? A systematic
581 review. *Int J Behav Nutr Phys Act*. 2018;15(1):65.doi: 10.1186/s12966-018-0695-z.
- 582 45. Davis MG, Fox KR, Hillsdon M, Sharp DJ, Coulson JC, Thompson JL.
583 Objectively measured physical activity in a diverse sample of older urban UK adults.
584 *Med Sci Sports Exerc*. 2011;43(4):647-54.doi: 10.1249/MSS.0b013e3181f36196.
- 585

A**B****C****D**

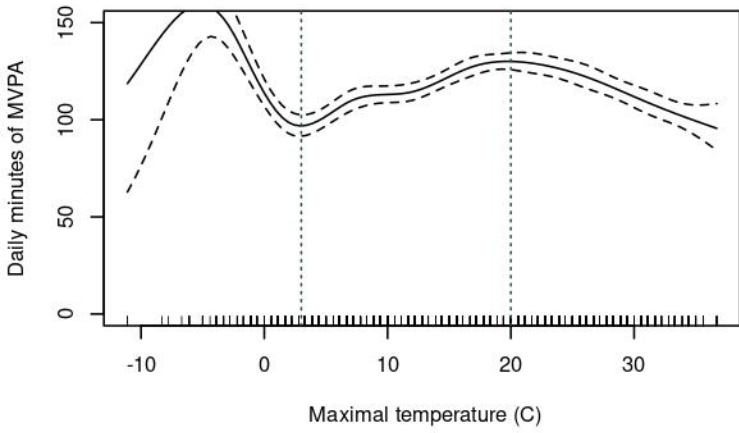
A - pre-surgery



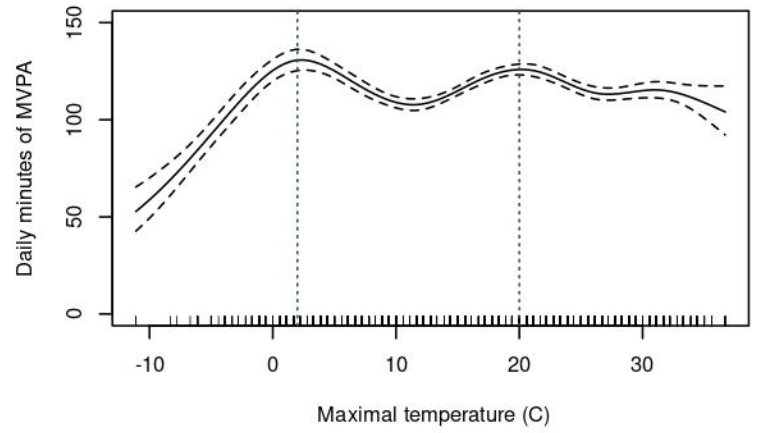
A - post-surgery



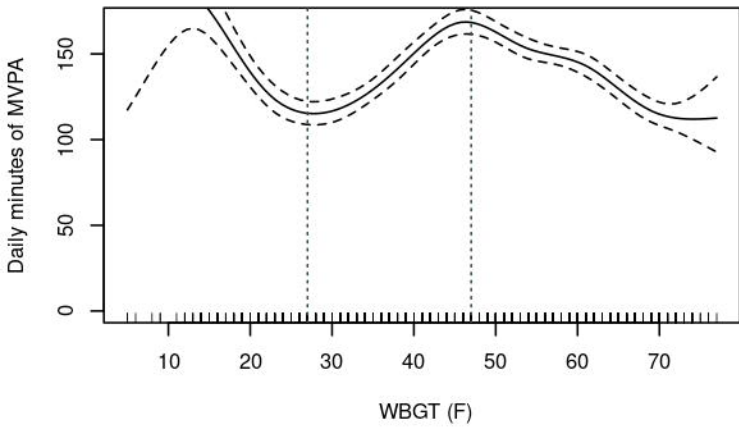
B - pre-surgery



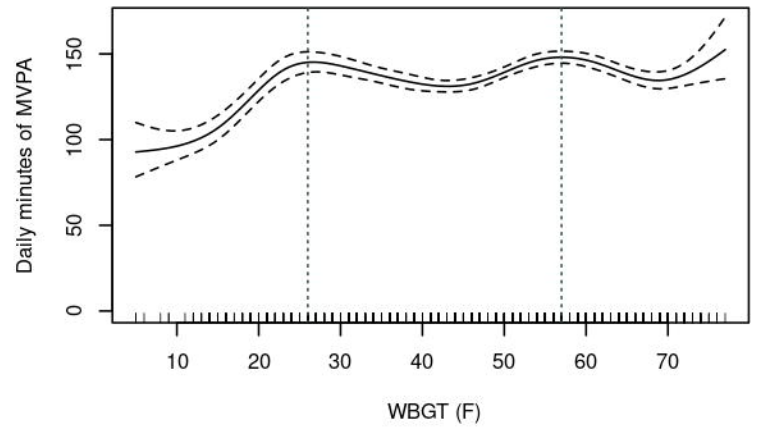
B - post-surgery



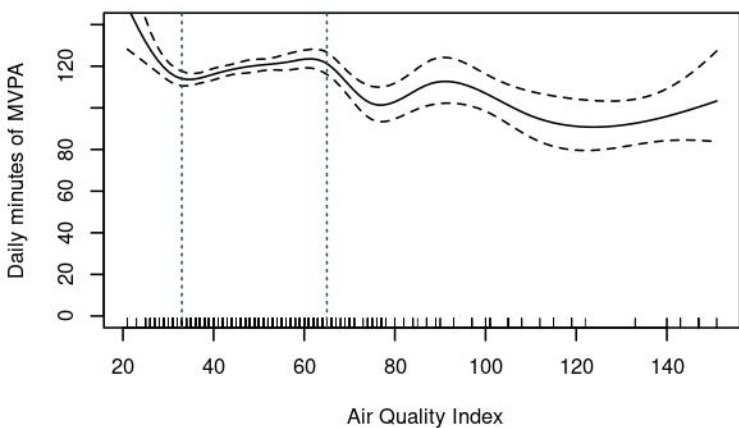
C - pre-surgery



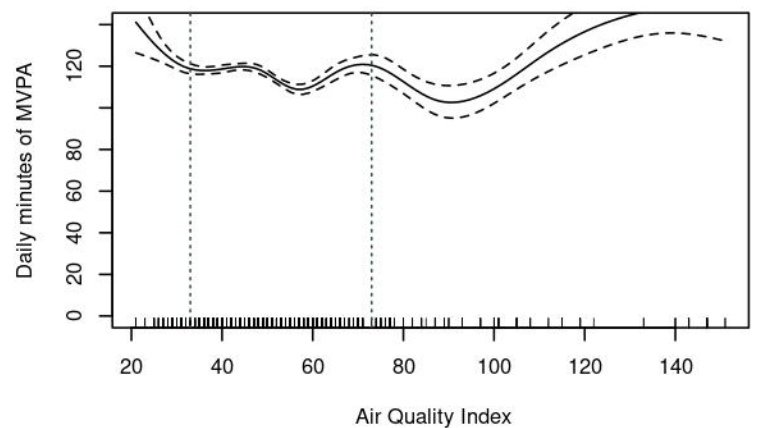
C - post-surgery



D - pre-surgery

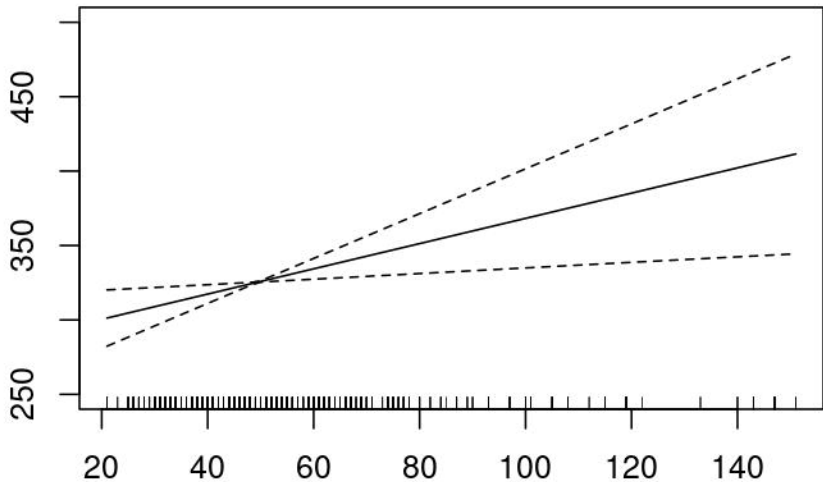


D - post-surgery



A - pre-surgery

Daily minutes of sedentary time



Air quality index