

Title: A genomic perspective on the near-term impact of doxycycline post-exposure prophylaxis on *Neisseria gonorrhoeae* antimicrobial resistance

Authors: Tatum D. Mortimer¹, Yonatan H. Grad¹

¹Department of Immunology and Infectious Diseases, Harvard T.H. Chan School of Public Health, Boston, MA, USA

Abstract:

Post-exposure prophylaxis with doxycycline (doxyPEP) is being introduced to prevent bacterial sexually transmitted infections (STIs). Pre-existing tetracycline resistance in *Neisseria gonorrhoeae* limits doxyPEP effectiveness against gonorrhea, and selection for tetracycline resistant lineages may influence prevalence of resistance to other antimicrobials via selection for multi-drug resistant strains. Using genomic and antimicrobial susceptibility data from 5,644 clinical isolates of *N. gonorrhoeae*, we assessed the near-term impact of doxyPEP on *N. gonorrhoeae* antimicrobial resistance. We found that the impact on antimicrobial resistance is likely to be influenced by the strength of selection for plasmid-encoded and chromosomally-encoded tetracycline resistance, as isolates with high-level, plasmid-encoded resistance had lower minimum inhibitory concentrations to other antimicrobials compared to isolates with low-level tetracycline resistance. The impact of doxyPEP may differ across demographic groups and geographic regions within the United States due to variation in pre-existing tetracycline resistance.

Post-exposure prophylaxis with doxycycline (doxyPEP) has been shown to decrease rates of bacterial sexually transmitted infections (STIs) in clinical trials,¹⁻³ and doxyPEP is recommended by some public health departments in the United States. Official guidelines from the US Centers for Disease Control and Prevention (CDC) and other public health institutions are pending.

A concern around doxyPEP is its impact on antibiotic resistance. Pre-existing tetracycline resistance in the *Neisseria gonorrhoeae* population resulted in lower doxyPEP effectiveness against gonorrhea than against syphilis and chlamydia² and reflects tetracycline and multidrug resistant strains of *N. gonorrhoeae* that may be selected for by doxyPEP. Given this concern, we evaluated the potential near-term impacts of doxyPEP on antimicrobial resistance in *N. gonorrhoeae* using whole genome sequencing (WGS) data and minimum inhibitory concentrations (MICs) from a global collection of 5,644 *N. gonorrhoeae* isolates (Supplementary Tables 1-2), including 1,041 isolates from 2018 collected and sequenced by CDC's Gonococcal Isolate Surveillance Program (GISP)⁴.

Interpretative breakpoints for *N. gonorrhoeae* susceptibility and resistance to doxycycline have not been defined; however, treatment failures have been observed when isolates have doxycycline MICs ≥ 1 $\mu\text{g/ml}$,⁵ and doxycycline MICs correlate with tetracycline MICs.⁶ Tetracycline resistance can be mediated by plasmid-encoded *tetM*, which confers high-level resistance, and chromosomally-encoded mutations in *rpsJ*, *porB*, and the *mtr* operon.⁷ We excluded isolates that had tetracycline MICs that most likely represented reporting errors (Supplementary Text).

We found that co-resistance to other antimicrobials was most common in isolates with chromosomally-encoded tetracycline resistance (Figure 1). Ceftriaxone, azithromycin, and ciprofloxacin MICs were significantly higher in isolates with tetracycline MICs of 2-8 $\mu\text{g/ml}$ compared to isolates not resistant to tetracycline and to isolates with high-level tetracycline resistance ($p < 0.0001$, Mann-Whitney test). Ceftriaxone reduced susceptibility (MIC ≥ 0.125 $\mu\text{g/mL}$) was rare in GISP isolates ($n=2$), but the global data suggested that reduced susceptibility is most often acquired by strains with chromosomally-mediated tetracycline resistance, including strains encoding the *penA* 60 allele, which confers ceftriaxone reduced susceptibility.⁸ Azithromycin resistance appeared in 23.5% (56/238) of GISP isolates resistant to tetracycline; all that were tetracycline and azithromycin co-resistant had chromosomally encoded tetracycline resistance. Ciprofloxacin resistance appeared in 33.6% (80/238) of GISP isolates resistant to tetracycline; however, only 12.9% (13/101) of isolates with *tetM* were also ciprofloxacin resistant.

In the United States, doxyPEP is primarily recommended for men who have sex with men (MSM) and transgender persons who have sex with men. The distribution of isolates classified as susceptible (MIC ≤ 0.25 $\mu\text{g/mL}$), intermediate ($0.25 < \text{MIC} < 2$ $\mu\text{g/mL}$), resistant ($2 \leq \text{MIC} \leq 8$ $\mu\text{g/mL}$), or high-level resistant (MIC > 8 $\mu\text{g/mL}$) significantly differed between MSM and men who have sex with women (MSW) (Supplementary Table 3, $p < 0.0001$, χ^2 test). While the proportion of isolates with tetracycline resistance was similar between MSM (26.8%, 91/340) and MSW (21.3%, 125/587), tetracycline susceptibility was more common among MSW (23.0%, 135/587) compared to MSM (10.3% 35/340). Among MSM, the majority of isolates (62.9%, 214/340) had intermediate tetracycline MICs. In addition to selection for resistant lineages in MSM populations, this large population of *N. gonorrhoeae* with intermediate MICs may represent a reservoir for rapid evolution of resistance. However, the evolutionary pathways and barriers to doxycycline resistance and their variation by genomic background in *N. gonorrhoeae* are unknown.

The composition of *N. gonorrhoeae* isolates was not homogeneous across the United States, and the percentage of tetracycline resistant isolates collected across HHS regions ranged from 17.4% - 52.0% (Supplementary Figure 1). Mechanisms of resistance also varied, and high-level resistance was not evenly distributed across geographic regions, with the lowest proportion of isolates with high-level resistance in HHS regions from the east coast and southeastern United States (1.7% - 4.4%). This indicates that doxyPEP will likely have regionally varying effectiveness and impact on circulating *N. gonorrhoeae*.

In our study, the genomic data representing the *N. gonorrhoeae* population in the United States were from isolates collected in 2018, and recent changes in treatment guidelines⁹ and introductions of resistant lineages, such as isolates encoding *penA* 60,¹⁰ may have shifted the landscape of antimicrobial resistance in the United States. The number of genomes meeting quality thresholds from the southeastern United States was low (Supplementary Figure 1), so these data may not accurately capture lineages transmitting in this region. We emphasize that the long-term impacts of doxyPEP on the *N. gonorrhoeae* population in the United States are unknown, as lineages may acquire new resistance alleles and introduction of lineages from other geographic regions is possible.^{11,12} For example, a recent study found that strains encoding *tetM* are highly prevalent among women in Kenya,¹³ and phylogenetic analysis of our global dataset identified several lineages with high-level tetracycline resistance not represented among GISP isolates (Supplementary Figure 2).

The near-term impact of doxyPEP on *N. gonorrhoeae* antimicrobial resistance and circulating lineages will be influenced by the strength of selection for tetracycline resistance. If doxyPEP use selects for all tetracycline resistant lineages, there is potential for increased resistance to other antimicrobials as well. However, if doxyPEP use primarily selects for lineages with *tetM*-mediated resistance, we may observe a temporary decline in resistance to other antimicrobials due to relatively less co-resistance in these lineages. Timely genomic surveillance, with a focus on doxyPEP users, is needed to distinguish between these outcomes.

Acknowledgments. This work was funded by NIAID R01 AI132606 and R01 AI153521. The funding sources had no role in the writing of the manuscript or the decision to submit it for publication.

Author contributions. TDM performed data curation and analysis. YHG supervised and managed the study. TDM and YHG wrote the manuscript, had full access the data reported, and were responsible for the decision to submit the manuscript for publication.

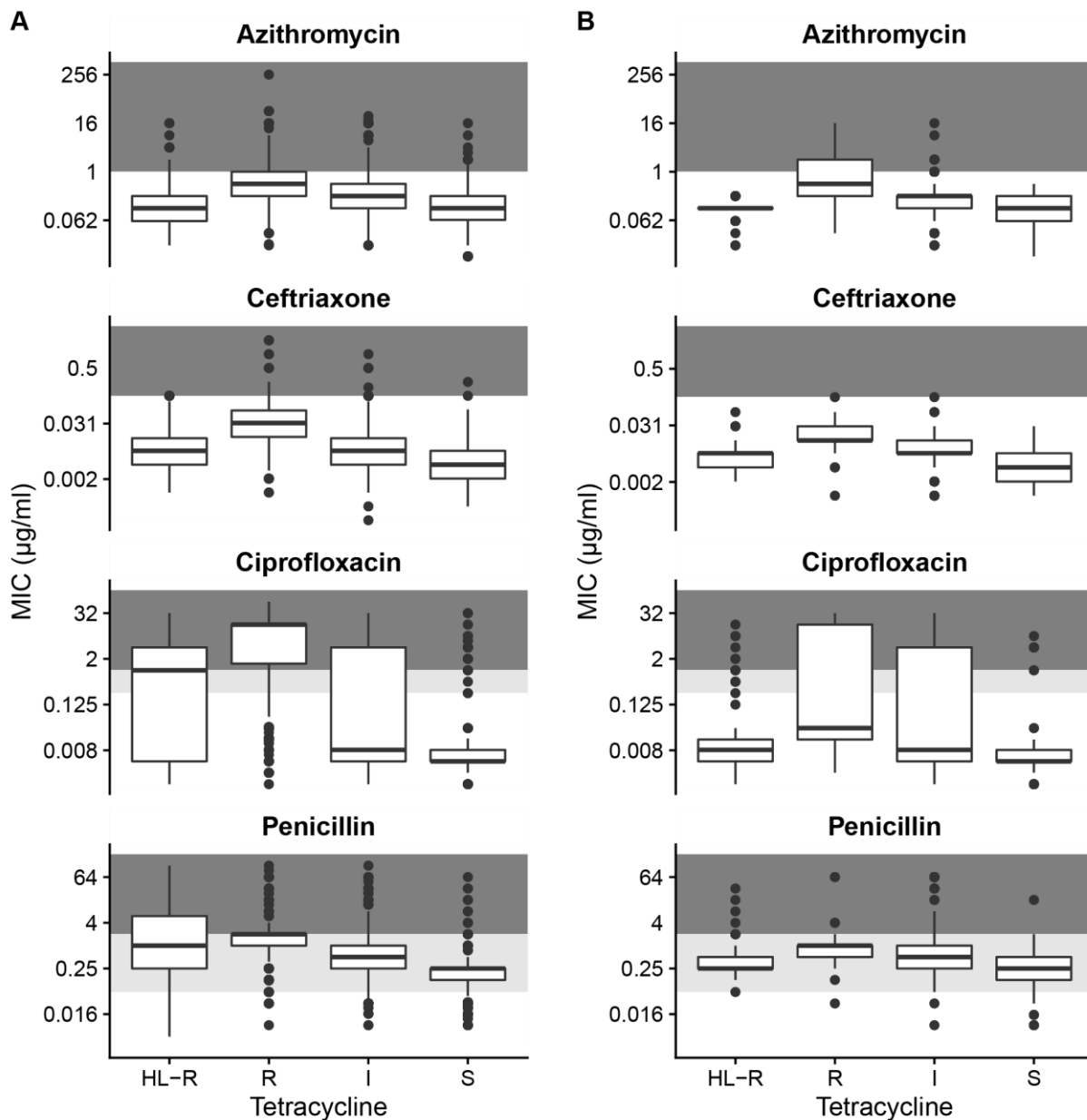
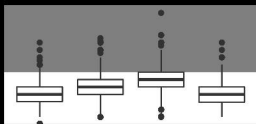
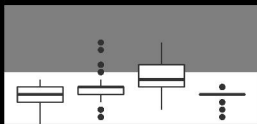
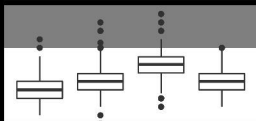
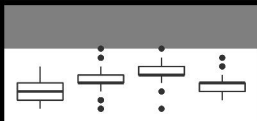
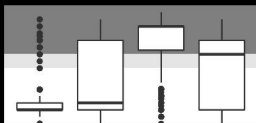
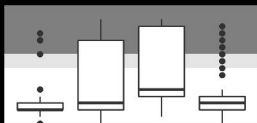
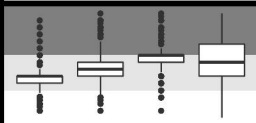


Figure 1. Co-resistance with other antimicrobials is highest among isolates with chromosomally-encoded resistance to tetracyclines. Isolates were classified as susceptible ($\text{MIC} \leq 0.25 \mu\text{g/mL}$), intermediate ($0.25 < \text{MIC} < 2 \mu\text{g/mL}$), resistant ($2 \leq \text{MIC} \leq 8 \mu\text{g/mL}$), or high-level resistant ($\text{MIC} > 8 \mu\text{g/mL}$) in 5,644 global *N. gonorrhoeae* isolates (A) and 1,041 isolates collected in the United States in 2018 (B). Background shading corresponds to susceptible (white), intermediate (light gray), and resistant/non-susceptible (dark gray) MICs for each antimicrobial.

References.

- 1 Bolan RK, Beymer MR, Weiss RE, Flynn RP, Leibowitz AA, Klausner JD. Doxycycline Prophylaxis to Reduce Incident Syphilis among HIV-Infected Men who have Sex with Men who Continue to Engage in High Risk Sex: A Randomized, Controlled Pilot Study. *Sex Transm Dis* 2015; **42**: 98–103.
- 2 Molina J-M, Charreau I, Chidiac C, *et al.* Post-exposure prophylaxis with doxycycline to prevent sexually transmitted infections in men who have sex with men: an open-label randomised substudy of the ANRS IPERGAY trial. *The Lancet Infectious Diseases* 2018; **18**: 308–17.
- 3 Luetkemeyer A, Dombrowski J, Cohen S, *et al.* Doxycycline post-exposure prophylaxis for STI prevention among MSM and transgender women on HIV PrEP or living with HIV: high efficacy to reduce incident STI's in a randomized trial. In: JOURNAL OF THE INTERNATIONAL AIDS SOCIETY. JOHN WILEY & SONS LTD THE ATRIUM, SOUTHERN GATE, CHICHESTER PO19 8SQ, W ..., 2022: 226–226.
- 4 Reimche JL, Chivukula VL, Schmerer MW, *et al.* Genomic analysis of the predominant strains and antimicrobial resistance determinants within 1479 Neisseria gonorrhoeae isolates from the U.S. Gonococcal Isolate Surveillance Project in 2018. *Sex Transm Dis* 2021; published online May 14. DOI:10.1097/OLQ.0000000000001471.
- 5 Wiesner PJ, Holmes KK, Sparling PF, *et al.* Single Doses of Methacycline and Doxycycline for Gonorrhea: A Cooperative Study of the Frequency and Cause of Treatment Failure. *The Journal of Infectious Diseases* 1973; **127**: 461–6.
- 6 Whittington WL, Roberts MC, Hale J, Holmes KK. Susceptibilities of Neisseria gonorrhoeae to the glycolcyclines. *Antimicrobial Agents and Chemotherapy* 1995; **39**: 1864–5.
- 7 Mortimer TD, Grad YH. Applications of genomics to slow the spread of multidrug-resistant Neisseria gonorrhoeae. *Ann N Y Acad Sci* 2018; published online June 6. DOI:10.1111/nyas.13871.
- 8 Nakayama S, Shimuta K, Furubayashi K, Kawahata T, Unemo M, Ohnishi M. New Ceftriaxone- and Multidrug-Resistant Neisseria gonorrhoeae Strain with a Novel Mosaic penA Gene Isolated in Japan. *Antimicrobial Agents and Chemotherapy* 2016; **60**: 4339–41.
- 9 St Cyr S, Barbee L, Workowski KA, *et al.* Update to CDC's Treatment Guidelines for Gonococcal Infection, 2020. *MMWR Morb Mortal Wkly Rep* 2020; **69**: 1911–6.
- 10 Department of Public Health announces first cases of concerning gonorrhea strain | Mass.gov. <https://www.mass.gov/news/department-of-public-health-announces-first-cases-of-concerning-gonorrhea-strain> (accessed March 8, 2023).
- 11 De Silva D, Peters J, Cole K, *et al.* Whole-genome sequencing to determine transmission of Neisseria gonorrhoeae: an observational study. *The Lancet Infectious Diseases* 2016; **16**: 1295–303.

- 12 Williamson DA, Chow EPF, Gorrie CL, *et al.* Bridging of *Neisseria gonorrhoeae* lineages across sexual networks in the HIV pre-exposure prophylaxis era. *Nat Commun* 2019; **10**: 1–10.
- 13 Soge OO, Issema R, Bukusi E, *et al.* Predominance of high-level tetracycline-resistant *Neisseria gonorrhoeae* in Kenya: Implications for global implementation of doxycycline post-exposure prophylaxis for prevention of sexually transmitted infections. *Sexually Transmitted Diseases*; : 10.1097/OLQ.0000000000001769.

Azithromycin**Azithromycin****Ceftriaxone****Ceftriaxone****Ciprofloxacin****Ciprofloxacin****Penicillin****Penicillin**