

# 1 **Regular deworming and seasonality are potential challenges** 2 **but also offer opportunities for hookworm elimination**

## 3 **Authors**

4 Amanda NL Lamptey<sup>1</sup>, Irene A Larbi<sup>2</sup>, Irene Ofei Owusu Donkor<sup>2</sup>, Jeffrey G Sumboh<sup>1</sup>, Yvonne  
5 Ashong<sup>1</sup>, Dickson Osabutey<sup>1</sup>, Michael Cappello<sup>3</sup>, Dennis Adu-Gyasi<sup>4</sup>, Dennis Gyasi Konadu<sup>4</sup>,  
6 Kwaku Poku Asante<sup>4</sup>, Kwadwo A Koram<sup>2</sup>, Michael D Wilson<sup>1\*</sup>

## 7 **Affiliations**

8 <sup>1</sup> Department of Parasitology, Noguchi Memorial Institute for Medical Research, University of  
9 Ghana, Legon, Accra, Ghana. Emails: [ALamptey@noguchi.ug.edu.gh](mailto:ALamptey@noguchi.ug.edu.gh)  
10 [JSumboh@noguchi.ug.edu.gh](mailto:JSumboh@noguchi.ug.edu.gh) [yashong@noguchi.ug.edu.gh](mailto:yashong@noguchi.ug.edu.gh) [Osabutey@noguchi.ug.edu.gh](mailto:Osabutey@noguchi.ug.edu.gh)  
11 [mwilson@noguchi.ug.edu.gh](mailto:mwilson@noguchi.ug.edu.gh)

12 <sup>2</sup>Department of Epidemiology, Noguchi Memorial Institute for Medical Research, University of  
13 Ghana, Legon, Accra, Ghana. Emails: [IAlarbi@noguchi.ug.edu.gh](mailto:IAlarbi@noguchi.ug.edu.gh) [IOwusu@noguchi.ug.edu.gh](mailto:IOwusu@noguchi.ug.edu.gh)  
14 [kkoram@noguchi.ug.edu.gh](mailto:kkoram@noguchi.ug.edu.gh)

15 <sup>3</sup>Epidemiology of Microbial Diseases Department, Yale School of Public Health and Department  
16 of Pediatrics, Yale University School of Medicine, 333 Cedar St, New Haven, CT 06510, USA.  
17 Email: [michael.cappello@yale.edu](mailto:michael.cappello@yale.edu)

18 <sup>4</sup>Kintampo Health Research Centre, Ghana Health Service, Hospital Road, Kintampo, Ghana.  
19 Emails: [kwakupoku.asante@kintampo-hrc.org](mailto:kwakupoku.asante@kintampo-hrc.org) [dennis.adu-gyasi@kintampo-hrc.org](mailto:dennis.adu-gyasi@kintampo-hrc.org)  
20 [dennis.konadu@kintampo-hrc.org](mailto:dennis.konadu@kintampo-hrc.org)

21 \*Corresponding author: Michael D Wilson email: [mwilson@noguchi.ug.edu.gh](mailto:mwilson@noguchi.ug.edu.gh)

22

## 23 **Abstract**

24 The global health community has targeted the elimination of neglected tropical diseases (NTDs)  
25 including soil-transmitted helminthiasis by 2030. The elimination strategy has not changed from  
26 that of control using regular mass drug administration (MDA) with albendazole, WASH and  
27 education. Already doubts have been expressed about this achievement, principally because drugs  
28 do not interrupt transmission. We report here the findings of a cohort study aimed to identify host  
29 modifiable and environmental factors associated with hookworm infection and reinfection in rural  
30 communities in Kintampo North Municipality, Ghana. Faecal samples of 564 consented  
31 participants were screened for intestinal parasites at baseline, 9 months and 24 months using the  
32 Kato-Katz method. At each time point, positive cases were treated with a single dose of  
33 albendazole (400 mg) and their samples were again screened 10-14 days post-treatment to record  
34 treatment failures. The hookworm prevalence at the three-time points was 16.7%, 9.22% and 5.3%  
35 respectively, whilst treatment failure rates were 17.25%, 29.03% and 40.9% respectively. The  
36 intensities of hookworm infection (in eggs per gram) at the time points were 138.3, 40.5 and 135,  
37 which showed a likely association with wet and dry seasons. We posit that the very low intensity  
38 of hookworm infections in humans during the dry season offers a window of opportunity for any  
39 intervention that could drastically reduce the community worm burden before the rainy season.

40 **Keywords.** Hookworm, elimination, deworming, seasons, intensity of infections, albendazole  
41 treatment failures/outcomes

42 **Running title.** Deworming and seasonality effects on hookworm infections

43

## 44 **Introduction**

45 Hookworm disease is an important intestinal parasite infection that is highly endemic and ranks  
46 the highest in Ghana. [1, 2, 3]. Humans get infected with hookworm when the soil-living third-  
47 stage larvae (L3) enter trans-dermally or when they are ingested. Upon entering a human host, L3  
48 larvae migrate through the bloodstream to the lungs, burrow into the alveolar spaces, and are  
49 coughed up in mucous and swallowed into the intestinal tract of the host where they eventually  
50 mature into adults in the small intestine. The adult hookworm attaches to the host intestinal mucosa  
51 and using its cutting apparatus disrupts capillaries both mechanically and enzymatically while  
52 sustaining blood flow with the use of anticoagulant substances [4]. Adult male and female worms  
53 mate in the intestines and the female worm may produce up to 20,000 eggs per day, which are  
54 passed into the host's faeces [5]. The clinical symptoms are iron deficiency anaemia due to blood  
55 loss, abdominal pain, diarrhoea, and protein malnutrition, which lead to impaired physical and  
56 cognitive development in children, and increased perinatal maternal/infant mortalities in pregnant  
57 women [6].

58 Current control efforts recommended by the WHO for hookworm and other STHs are regular  
59 deworming with single doses of albendazole (400 mg) or of mebendazole (500 mg) in preventative  
60 chemotherapy campaigns [7]. This population-based MDA with benzimidazoles for STH has  
61 proven effective in the treatment of human hookworm infection but in recent times there have been  
62 reports of reduced efficacy of albendazole in the treatment of soil-transmitted helminths [8].

63 Hookworms are among the group of STH and other NTDs that are earmarked for elimination by  
64 the year 2030, which Ghana has also endorsed. There are already doubts that this may not be

65 achieved for multiple reasons, the principal among these is that MDA does not interrupt  
66 transmission, as reviewed by Haldemann et al. [9].

67 We report here the findings of a cohort study that was aimed at investigating host-modifiable  
68 factors associated with hookworm infection and reinfection, and albendazole treatment response  
69 in nine rural communities in the Kintampo North Municipality in the Bono East Region of Ghana.  
70 We found that albendazole treatment whilst reducing the prevalence also leads to increased non-  
71 responsiveness to the drug and that the intensity of infections in humans is very low in the dry and  
72 high in the wet season.

73

## 74 **Materials and Methods**

### 75 **Ethical statement**

76 A formal informed consent was obtained from all the participants and in the case of children, both  
77 assent and parent/guardian approvals were sought. The information was given verbally in the local  
78 language and their approvals were affirmed by fingerprinting in the case of illiterate  
79 participants. The study received approvals from the Noguchi Memorial Institute for Medical  
80 Research Ethics Review Board (NIRB #100/16-17), the Kintampo Health Research Center Ethics  
81 Review Committee (# KHRCIEC 2017-20) and NIH/NIAID (DMID Protocol# 17-0061).

### 82 **Study sites and population**

83 The study was conducted in nine rural communities in the Kintampo North Municipality of the  
84 Bono Region of Ghana (Fig 1).

85

86 **Fig 1. Map of the Kintampo North and South Municipalities and communities showing**  
87 **their locations in Ghana and where the cohort studies were conducted**

88

### 89 **Study population**

90 Five hundred and sixty consented participants comprising 279 (49.82%) males and 281 (50.18%)  
91 females aged between 5.59 - 93.15 years were initially recruited into the cohort study.

### 92 **Faecal examination and analysis**

93 The faecal sample of each study participant who presented was collected and examined for  
94 intestinal parasites using the Kato- Katz faecal thick smear technique [10]. Duplicate slides were  
95 prepared for all samples, which were read within 30–60 minutes by two experienced  
96 microscopists. A third reading was made if the scores of the two microscopists differed  
97 significantly otherwise the mean value was recorded. Hookworm-positive individuals were  
98 treated with single-dose albendazole and their stool specimens were collected 10–14 days post-  
99 treatment and examined using the Kato-Katz method as described above. The same process was  
100 repeated at baseline, 9 months and 24-month time points. The prevalence was determined from  
101 the number of positives and the intensity of infections expressed as the number of eggs per gram  
102 (EPG) of faeces was also determined from the counts of only positive cases (i.e. negative cases  
103 were excluded), and so only the arithmetic means were calculated and reported in this study. The  
104 treatment failure rate [11] was calculated from the number of infected persons out of the total  
105 treated at each time point

## 106 **Results**

107 Of the 564 participants who gave faecal samples 94 were infected at baseline and the intensities of  
108 infection were 89 (93.68%) light; 4 (4.21%) moderate and 2 (2.11%) heavy 89 (93.68%). The  
109 recorded hookworm prevalence at the three-time points was 16.7% (95/564), 9.22% (48/524) and  
110 5.3% (26/495) respectively and the corresponding albendazole treatment failure rates were 17.25%  
111 (14/78), 29.03% (9/31) and 40.9% (9/22) respectively (Fig 2).

112 **Fig 2. Graph showing the trends in the hookworm prevalence and the albendazole treatment**  
113 **failures across all the three-time points. The prevalence of hookworm infections fell by 68.9%**  
114 **whilst that of treatment failures increased by 1.37-fold.**

115

116 The intensities of infection were 138.3 e.p.g., 40.5 e.p.g. and 135 e.p.g. respectively at the time  
117 points (Figure 3). Figure 3 shows a significant reduction in the intensity of infections during the  
118 9-month time point compared to baseline and the 24-month time points, both of which were almost  
119 at the same level.

120

121 **Fig 3. Graph showing the trend in the mean hookworm intensities across all three-time**  
122 **points. It shows a reduction in the intensity of hookworm infections in humans in the dry**  
123 **season.**

124

## 125 **Discussion**

126 Despite the control efforts initiated decades ago against STH in endemic countries we are yet to  
127 have evidence of any successful elimination using MDA. In attempts to drive down STH

128 prevalence, WASH and health education were added measures to MDA that were expanded to  
129 include all school-age individuals in endemic communities. Our previous studies and those of  
130 others have shown that MDA with benzimidazoles alone cannot drive the transmission of STH to  
131 zero. There is, therefore, the need to identify factors associated with the transmission, which when  
132 targeted would further drive down STH prevalence.

133 Rather worrying for the global health community is our finding that whilst deworming reduces  
134 hookworm prevalence, the rates of non-responsiveness increase and if by extension this is what  
135 regular MDA does in the field. We have shown in our previous publication that at a high  
136 concentration of drug (5 mg/mL) the median hookworm eggs hatch rate was 2.3 fold lower in post-  
137 treatment samples when compared with those collected before treatment (14.8% versus 34.0%)  
138 [2], which corroborates the observed effect of albendazole of the present study. One potential  
139 mechanism for this observation is the possibility that albendazole treatment selects for drug  
140 resistance in hookworms, which could explain why the "treatment failure" rate increased with each  
141 subsequent time point. It, therefore, poses a challenge to the elimination strategy of using MDA in  
142 the long term.

143 By a fortunate stroke of serendipity, the 9-month data collection occurred during the dry season  
144 whilst those of the baseline and the 24-month were during the wet season. The observed dip in the  
145 hookworm intensities in the dry season suggests that the community burden of the parasite is low  
146 during this time. Interestingly, the recorded intensities of infections were similar during the wet  
147 season at baseline and the 24-month time point which is also suggestive of an intense transmission  
148 during the rainy season. This finding is corroborated by a study conducted in the Gambia, which  
149 observed a steady rise in the intensity of hookworm infection after the onset of the rains [12]. The  
150 reason for the increase in the fecundity of adult hookworms during the rainy season is unknown

151 but it might be due to any of the two possible mechanisms that have been observed in the veterinary  
152 field. Shaw and Moss observed seasonal variations in worm fecundity but concluded that the high  
153 outputs during spring/summer may be due to increased transmission leading to additional  
154 infections with fresh threadworms (*Trichostrongylus tenuis*) in red grouse [13], and also  
155 corroborated by Ogbourne that the level of *Trichonema catinatum* among horses is maintained by  
156 the arrival of fresh individuals during the summer [14]. This phenomenon is supported by the  
157 observation that changes in the size of parasitic populations of *Trichonema nassatum* follow  
158 seasonal variations in the rate of infection, as more individual worms mature during  
159 summer/autumn than during winter/spring because of proportional differences in the numbers of  
160 infective larvae ingested from the pasture [15]. The other possible phenomenon is suggestive of  
161 diapause, whereby *T. longibursutum*, *T. catinatum* and *T. goldi* larvae ingested by grazing horses  
162 during summer accumulate in the gut wall with their development arrested until the following  
163 spring when 4th~stage larvae emerge collectively and quickly mature to adults [15].

164 Irrespective of the mechanism at play in hookworm transmission, the opportunity that this offers  
165 for hookworm elimination is to implement efforts to drastically reduce the parasite load in  
166 communities before the onset of the rainy season and that includes mass deworming in endemic  
167 communities.

## 168 **Acknowledgements**

169 We appreciate the support of the NIINE laboratory and fieldwork teams, along with that provided  
170 by the staff of the Kintampo Health and Research Centre. We are also grateful to the chiefs,  
171 community leaders and participants in the Kintampo-North Municipality.

172



## 173 **References**

- 174 1. Humphries D, Mosites E, Otchere J, Twum WA, Woo L, Jones-Sanpei H, et al.  
175 Epidemiology of hookworm infection in Kintampo North Municipality, Ghana: Patterns  
176 of malaria coinfection, anemia, and albendazole treatment failure. *American Journal of*  
177 *Tropical Medicine and Hygiene*. 2011. pp. 792–800. doi:10.4269/ajtmh.2011.11-0003
- 178 2. Humphries D, Simms BT, Davey D, Otchere J, Quagraine J, Terryah S, et al. Hookworm  
179 infection among school age children in Kintampo North Municipality, Ghana: Nutritional  
180 risk factors and response to albendazole treatment. *American Journal of Tropical*  
181 *Medicine and Hygiene*. 2013. pp. 540–548. doi:10.4269/ajtmh.12-0605
- 182 3. Hotez PJ, Biritwum N-K, Fenwick A, Molyneux DH, Sachs JD. Ghana: Accelerating  
183 neglected tropical disease control in a setting of economic development. *PLoS Negl Trop*  
184 *Dis* 13(1): e0007005. <https://doi.org/10.1371/journal.pntd.0007005>
- 185 4. Hotez PJ, Diemert D, Bacon KM, Beaumier C, Bethony JM, Bottazzi ME, et al. The  
186 human hookworm vaccine. *Vaccine*. 2013. pp. 227–232.  
187 doi:10.1016/j.vaccine.2012.11.034
- 188 5. Paniker’s Textbook of Medical Parasitology - C. K. Jayaram Paniker, Sougata Ghosh -  
189 Google Books. [accessed 22 Dec 2022]. Available:  
190 [https://books.google.com.gh/books?hl=en&lr=&id=JrpEDwAAQBAJ&oi=fnd&pg=PR1](https://books.google.com.gh/books?hl=en&lr=&id=JrpEDwAAQBAJ&oi=fnd&pg=PR1&dq=Paniker+and+Ghosh,+2013+hookworm&ots=_A9flkVhGu&sig=IFD-IOt_YrxVmatDA9ED5z9TOhU&redir_esc=y#v=onepage&q&f=false)  
191 [&dq=Paniker+and+Ghosh,+2013+hookworm&ots=\\_A9flkVhGu&sig=IFD-](https://books.google.com.gh/books?hl=en&lr=&id=JrpEDwAAQBAJ&oi=fnd&pg=PR1&dq=Paniker+and+Ghosh,+2013+hookworm&ots=_A9flkVhGu&sig=IFD-IOt_YrxVmatDA9ED5z9TOhU&redir_esc=y#v=onepage&q&f=false)  
192 [IOt\\_YrxVmatDA9ED5z9TOhU&redir\\_esc=y#v=onepage&q&f=false](https://books.google.com.gh/books?hl=en&lr=&id=JrpEDwAAQBAJ&oi=fnd&pg=PR1&dq=Paniker+and+Ghosh,+2013+hookworm&ots=_A9flkVhGu&sig=IFD-IOt_YrxVmatDA9ED5z9TOhU&redir_esc=y#v=onepage&q&f=false)
- 193 6. World Health Organization. “Helminth control in School-age Children. A guide for  
194 managers of control programmes. 2011. World Health Organization, Geneva p.
- 195 7. Savioli L, Albonico M, Daumerie D, Lo NC, Stothard JR, Asaolu S, et al. Review of the

- 196 2017 WHO Guideline: Preventive chemotherapy to control soil-transmitted helminth  
197 infections in at-risk population groups. An opportunity lost in translation. PLoS  
198 Neglected Tropical Diseases. 2018. pp. 1–6. doi:10.1371/journal.pntd.0006296
- 199 8. Patel C, Coulibaly JT, Hofmann D, N’Gbesso Y, Hattendorf J, Keiser J. Efficacy and  
200 safety of Albendazole in hookworm-infected preschool-aged children, school-aged  
201 children, and adults in Côte d’Ivoire: A phase 2 randomized, controlled dose-finding trial.  
202 Clinical Infectious Diseases. 2021. pp. E494–E502. doi:10.1093/cid/ciaa989
- 203 9. Haldeman MS, Nolan MS, Ng’habi KRN. Human hookworm infection: Is effective  
204 control possible? A review of hookworm control efforts and future directions. Acta  
205 Tropica. 2020. pp. 4–10. doi:10.1016/j.actatropica.2019.105214
- 206 10. WHO. Bench aids for the diagnosis of intestinal parasites, second edition. Geneva,  
207 Switzerland: World Health Organization; 2019.  
208 [https://www.who.int/intestinal\\_worms/resources/9789241515344/en/](https://www.who.int/intestinal_worms/resources/9789241515344/en/).
- 209 11. WHO. Report of the WHO informal consultation on monitoring of drug efficacy in the  
210 control of schistosomiasis and intestinal nematodes. Document Number:  
211 WHO/CDS/CPC/SIP/99.1. 1999 Geneva, WHO.
- 212 12. Merrett TG. Hookworm infection in rural Gambia. Annals of Tropical Medicine and  
213 Parasitology. 1981. pp. 299–314. doi:10.1080/00034983.1981.11687444
- 214 13. Shaw JL and Moss R. The role of parasite fecundity and longevity in the success of  
215 *Trichostrongylus tenuis* in low density red grouse populations. Parasitology, Volume 99,  
216 Issue 2, October 1989, pp. 253 - 258
- 217 14. Ogbourne CP. Variations in the fecundity of strongylid worms of the horse. Parasitology,  
218 63 (2), 1971 , pp. 289 – 298. DOI: <https://doi.org/10.1017/S0031182000079609>

219 15. Ogbourne CP. Epidemiological studies on horses infected with nematodes of the Family  
220 Trichonematidae (Witenberg, 1925). International Journal for Parasitology. 1975. 5: 667-  
221 672.

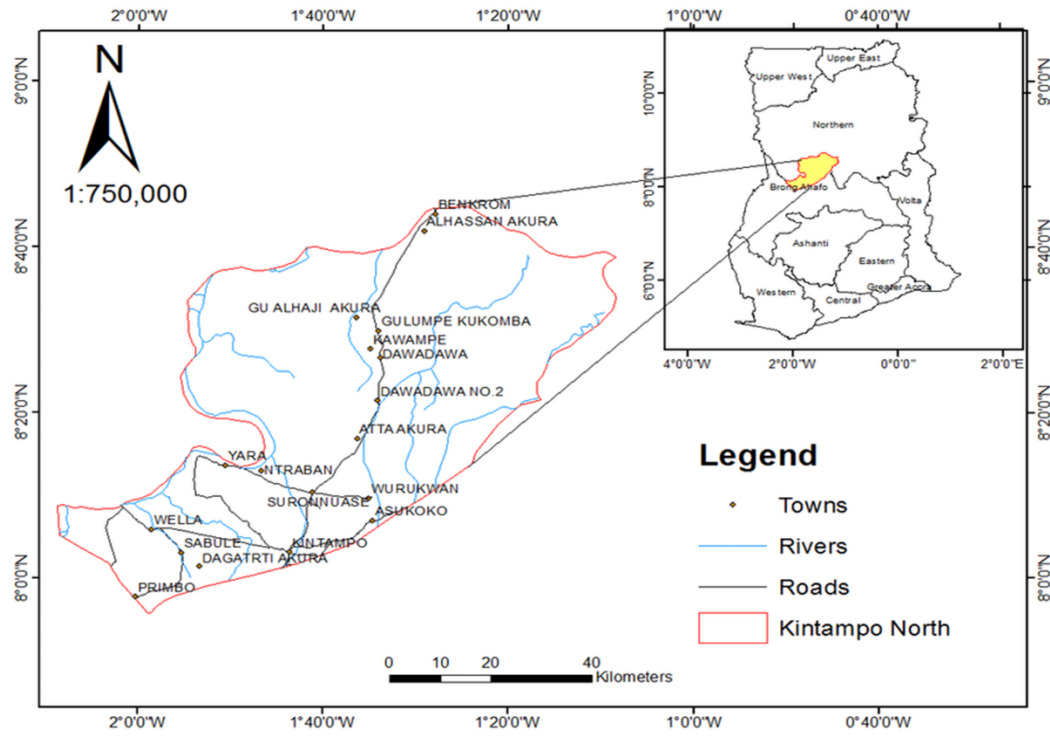
222 **Competing interests:** The authors declare no competing interests.

223 **Funding:** The study was funded by NIH/NIAID awards to MDW (U19AI129916) and MC  
224 (R01AI132452). The funding agency did not play any role in the design and execution of the study.

225 **Authors' Contributions:** MDW and MC conceived the project. JGS, DO, YA conducted the field  
226 and laboratory works, DA-G, DGK, IAL and IOOD performed the data analysis, AL drafted the  
227 manuscript and all the authors read and approved it.

228

229 Fig 1.



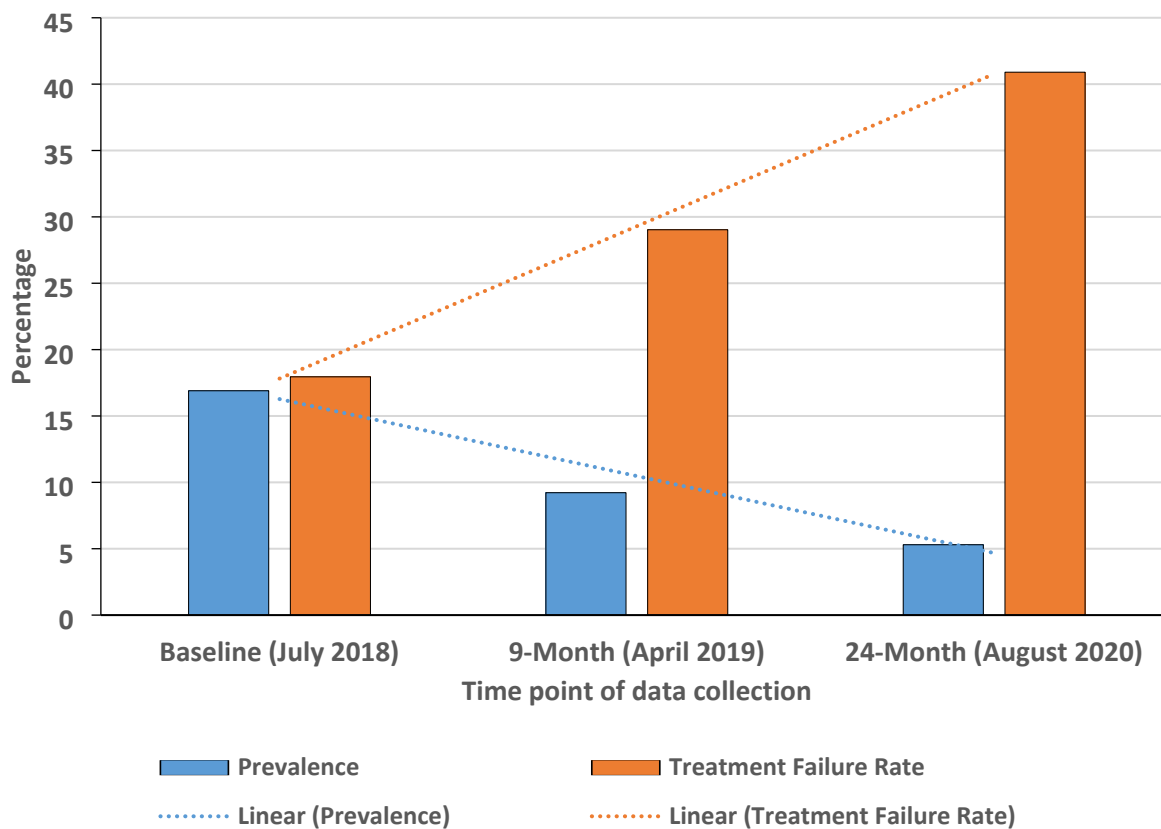
230

231

232

233

234 Fig 2.

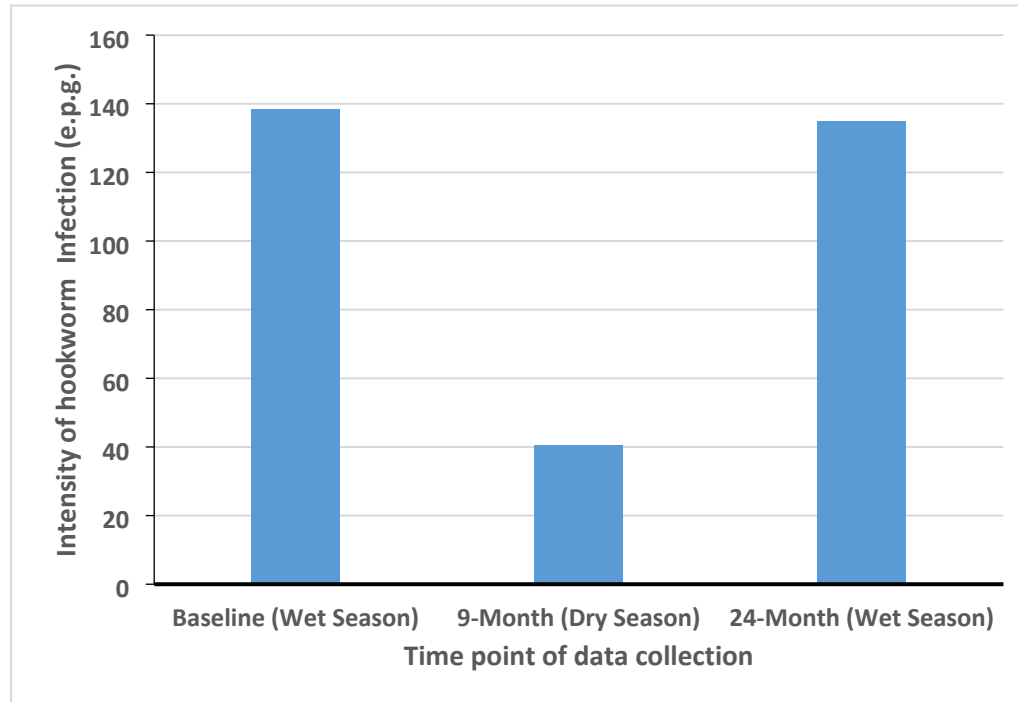


235

236

237

238 Fig 3.



239

240