

1 **Factors associated with vaccine coverage improvements in Senegal**

2

3 *Hannah K Smalley¹, Francisco Castillo-Zunino²ⁱ, Pinar Keskinocak,^{1,3} Dima Nazzal¹, Zoe Sakas⁴,*

4 *Moussa Sarr⁵, Matthew C. Freeman⁴*

5

1 H. Milton Stewart School of Industrial and Systems Engineering, Georgia Institute of Technology, 755 Ferst Dr., NW, Atlanta, GA, USA.

2 Amazon Modeling and Optimization, Amazon, Bellevue, WA, USA.

3 Center for Health and Humanitarian Systems, Georgia Institute of Technology, 755 Ferst Dr., NW, Atlanta, GA, USA.

4 Gangarosa Department of Environmental Health, Rollins School of Public Health, Emory University, Atlanta, GA, USA

5 Institut de Recherche en Santé de Surveillance Epidémiologique et de Formation, Dakar, Senegal

6

7

8

9

10

11

12

13

ⁱ Work performed while the author was with Georgia Institute of Technology prior to joining Amazon.

14 **ABSTRACT**

15 **Introduction:** Senegal has demonstrated catalytic improvements in national coverage rates for early
16 childhood vaccination, despite lower development assistance for childhood vaccines in Senegal compared
17 to other low and lower-middle income countries. Understanding factors associated with historical changes
18 in childhood vaccine coverage in Senegal, as well as heterogeneities across its 14 regions, can highlight
19 effective practices that might be adapted to improve vaccine coverage elsewhere.

20 **Methods:** Childhood vaccination coverage rates, demographic information, and health system
21 characteristics were identified from Senegal’s Demographic and Health Surveys (DHS) and Senegal
22 national reports. Multivariate logistic and linear regression analyses were performed to determine
23 statistical associations of demographic and health system characteristics with respect to childhood
24 vaccination coverage rates.

25 **Results:** Factors associated with childhood vaccination coverage include urban residence, female literacy,
26 skilled prenatal care, and self-reported ease of access to care when sick, considering travel distance to a
27 healthcare facility and concerns over traveling alone. Higher coverage with less variability over time was
28 reported in urban regions near the capital and the coast, with increased coverage in recent years in more
29 rural and landlocked regions.

30 **Conclusion:** Childhood vaccination was more likely among children whose mothers had higher literacy,
31 received skilled prenatal care, and had perceived ease of access to care when sick. Overall, vaccination
32 coverage is high in Senegal and disparities in coverage between regions have decreased significantly in
33 recent years.

34

35

36

37 **Background**

38 Vaccination is one of the most cost-effective and influential public health interventions [1]. For each
39 dollar spent on routine and supplementary vaccinations in low- and middle-income countries from 2011-
40 2020, the average country-level return on investment is estimated to be 44 times the cost [2]. High
41 vaccination coverage is necessary for controlling, eliminating, or eradicating vaccine-preventable diseases
42 [3]. Gavi, The Vaccine Alliance (Gavi), was launched in 2000 and is one of the main sources of vaccine
43 financing for eligible low- and middle-income countries. Some but not all Gavi-supported countries were
44 able to reach the 2015 Global Vaccine Action Plan (GVAP) goal of 90% coverage for the third dose of
45 the diphtheria-tetanus-pertussis vaccine (DTP3) by 2010 [4, 5].

46 In 2017, Africa reported a DTP3 coverage of 72%, the lowest percentage of all the World Health
47 Organization (WHO) regions [4]. Within the African Region, several countries have outperformed their
48 peers with regards to high and sustained vaccination coverage. DTP3 coverage in Senegal increased from
49 52% to 93% [6], outperforming other low income (LIC) and lower-middle income (LMIC) countries,
50 despite lower development assistance for health (DAH) relative to many other countries in this group
51 (more details provided in the supplemental materials). The Government of Senegal has demonstrated a
52 commitment to improving access to health care, including childhood vaccination, which likely
53 contributed to the country's success [7-9]. However, like other countries in sub-Saharan Africa, Senegal's
54 childhood vaccine coverage was not consistent sub-nationally.

55 The purpose of this study was to identify factors associated with DTP3 coverage in Senegal at both the
56 household level and regionally. DTP3 is often used as a proxy for estimating the retention of children in
57 the vaccine program [3]. Subnational trends in early childhood vaccine coverage often illustrate inequities
58 in vaccine service delivery [10, 11], and looking at national-level data alone may overestimate vaccine
59 system performance [12]. Factors statistically associated with full childhood immunization coverage have
60 been identified in previous studies [13-15]. We complement prior work by focusing on DTP3 coverage in
61 Senegal, with an analysis of changes in coverage over time by region from 2005-2019. We analyzed

62 geographic and population factors, including female literacy and access to skilled prenatal care. We also
63 considered factors aggregated at the regional level including poverty and the number of healthcare
64 workers.

65 **Methods**

66 We conducted a study to assess the demographic associations of early childhood vaccination within
67 Senegal, including assessing the impact of heterogeneities at the sub-national level. For the study period
68 of 2005-2019, we analyzed geographic and population factors for each of Senegal's 14 regions to
69 examine potential associations with DTP3 coverage. The analysis was conducted as part of the Vaccine
70 Exemplars Program, the purpose of which was to identify how and why some countries have achieved
71 better-than-average and sustained coverage of early childhood vaccines [9, 16-18].

72 **Data sources**

73 Household-level immunization data was collected from Senegal's Demographic and Health Surveys
74 (DHS) (years 2005, 2010/2011, 2012/2013, and yearly from 2014 to 2019) [19], with data provided for all
75 14 regions and all years (notably 3 of the regions were created/split from existing regions in 2008;
76 coverage for these regions in 2005 is estimated to be equal to that of the original combined regions). DHS
77 surveys were sampled to be representative at the regional level, and thus we were not able to analyze
78 statistical associations at the smaller district level. Data extracted from the surveys include DTP3
79 vaccination (recommended administration to children at 14-weeks-old in Senegal), residence type (urban
80 or rural), female literacy, proportion receiving prenatal care from skilled providers, and self-reported
81 problems accessing care when sick (i.e., women were asked if distance, permission, money, and traveling
82 alone were significant barriers when seeking treatment). Region-specific population density and poverty
83 (reported for year 2018) were determined from Senegal national reports [20]. We collected regional
84 counts of skilled healthcare workers from the Ministère de la Santé et de l'Action sociale (MSAS) (2018)
85 [21]. Data sources and corresponding years are summarized in Table 1.

Data	Source	Years
Senegal household survey data including: <ul style="list-style-type: none"> • Vaccinations • Urban/rural residence • Female literacy • Self-reported problems accessing care when sick • Prenatal care provider 	DHS [19]	2005, 2010/2011, 2012/2013, and yearly from 2014-2019
Regional population density, poverty (country specific metric)	Senegal national reports via Knoema.com [20]	2018
Regional doctors, nurses, midwives (counts)	MSAS [21]	2018

86 *Table 1 Data sources and years.*

87

88 **Data analysis**

89 Bivariate and multivariate logistic and linear regression analyses were performed to determine statistical
90 associations of factors with respect to coverage of DTP3. We calculated DTP3 coverage – the dependent
91 variable in our models - for each region of Senegal using DHS data for each year available during the
92 study period. The immunization coverage for a region was calculated as the percentage of living children
93 ages 12-23 months represented in the survey for that region who received DTP3. We calculated the
94 Pearson correlation coefficients (r) to determine statistically significant correlations between the
95 quantitative factors and between factors and DTP3 coverage. We clustered geographic regions by location
96 and performed independent sample t-tests to compare the average change in DTP3 coverage over time.

97 **Results**

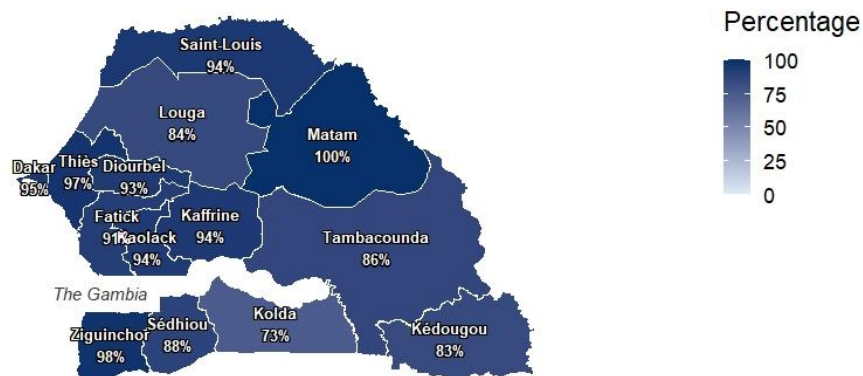
98 **Factors associated with DTP3 coverage by region**

99 DTP3 coverage by region ranged from 73% to 100% in 2019 (Figure 1). Higher DTP3 coverage rates
100 were observed in Dakar (the most populous region and includes the capital city) and its surrounding
101 regions, and along the coast, as well as in the landlocked region of Matam. In 2018, there were
102 approximately 6,600 people per km² in Dakar, which is predominantly urban (97% urban) [22]. The
103 population density in other regions was at most 362 people per km². Population density does not have a
104 statistically significant correlation with DTP3 coverage at the regional level, though this correlation is
105 higher when excluding Dakar (Pearson's correlation $r=0.39$, $p=0.19$).

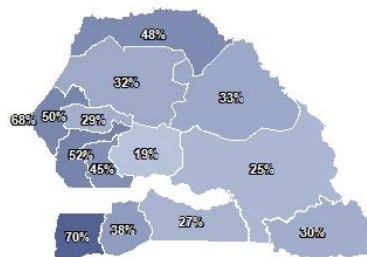
106 Our unadjusted bivariate analyses (Figure 2) revealed significant associations ($p=0.05$) between higher
107 DTP3 vaccination and the following:

- 108 • positive associations:
 - 109 ○ type of place of residence (urban) ($\beta=0.61$, $p=0.0157$),
 - 110 ○ higher female literacy ($\beta=1.11$, $p=0.0007$),
 - 111 ○ higher skilled prenatal care ($\beta=1.80$, $p<0.0001$), and
- 112 • negative associations:
 - 113 ○ more barriers when seeking treatment with respect to
 - 114 ■ distance ($\beta=-0.70$, $p=0.0009$) and
 - 115 ■ traveling alone ($\beta=-1.08$, $p<0.0001$).

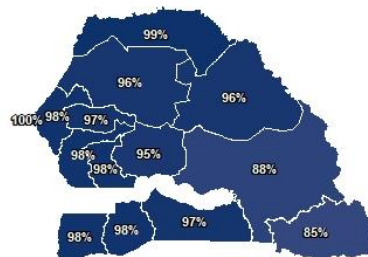
(i) DTP3 coverage by region of Senegal (DHS 2019)



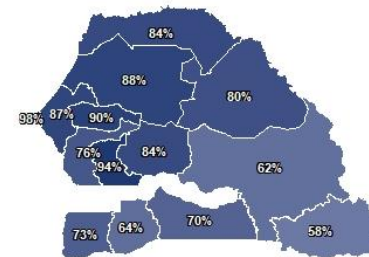
(ii) Female population considered literate



(iii) Received skilled prenatal care



(iv) Ease of access to care - Traveling alone



116

117 *Figure 1 DTP3 coverage by region of Senegal and regional proportions of select metrics [23].*

118 *“Skilled Prenatal Care” refers to the proportion of women ages 15-49 who had a live birth within 5 years before the survey who*
 119 *had prenatal care provided by a skilled health care worker (2017). Skilled care includes doctor, nurse, and midwife. Unskilled*
 120 *care includes matron/traditional midwife, “other”, or none.*

121 *“Ease of Access to Care – Traveling Alone”, refers to the proportion of female survey respondents by region who did not consider*
 122 *traveling alone to be a significant problem with accessing care when sick (2017).*

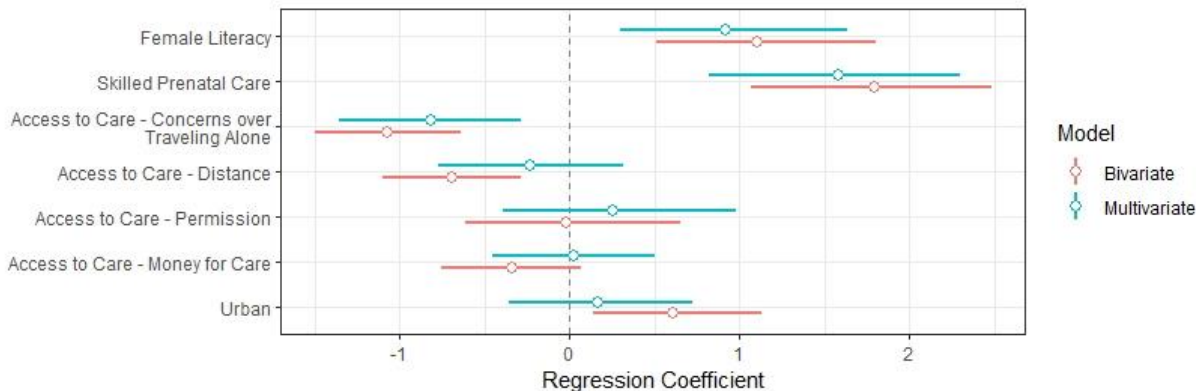
123

124

125

126

127



128

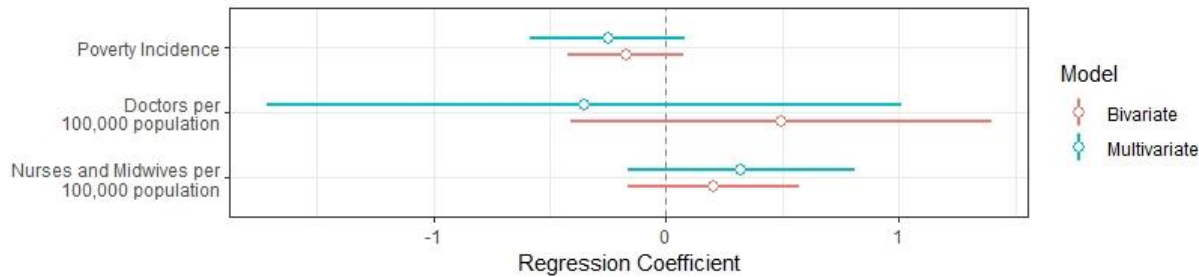
129 *Figure 2 Regression analysis for household-level factors associated with DTP3 vaccination by DHS 2019 survey response per*
130 *living child aged 12-23 months (N=1183). The survey respondents per region represent equal proportions (0.10% of region*
131 *population). The bars correspond to 95% confidence intervals. Bars which do not intersect 0 correspond to statistical*
132 *associations with DTP3 vaccination (< 0 implies negative association, > 0 implies positive association).*

133

134 Multivariate regression revealed correlations between factors (Figure 2), with only 3 factors remaining
135 statistically significant: positive associations with female literacy ($\beta=0.92$, $p=0.0065$) and skilled prenatal
136 care ($\beta=1.58$, $p<0.0001$), and negative associations with more barriers when seeking treatment with
137 respect to traveling alone ($\beta=-0.82$, $p=0.0026$) (more details provided in the supplemental materials). We
138 also found correlations between population density and fewer barriers when seeking treatment with
139 respect to distance ($r=0.61$, $p=0.02$) and traveling alone ($r=0.48$, $p=0.08$); traveling alone is correlated
140 with distance ($r=0.51$, $p<0.0001$).

141 Coastal regions, namely, Dakar and Ziguinchor, have the highest female literacy rates (68% and 70%,
142 respectively). The percentage of women who received skilled prenatal care from a doctor, nurse, or
143 midwife was lowest in Tambacounda and Kedougou (88% and 85%, respectively), compared to over 95%
144 in other regions (Figure 1).

145 Poverty level did not statistically explain regional differences in DTP3 coverage (bivariate regression
146 coefficient $\beta=-0.17$, $p=0.157$), potentially due to heterogeneity within regions. We also found no
147 statistical associations between DTP3 coverage and the number of doctors, nurses, and midwives per
148 100,000 population using bivariate or multivariate regression analysis (Figure 3).



149

150 *Figure 3 Regression analysis for region-level factor associations with DTP3 vaccination. Poverty incidence is estimated using the*
151 *cost of basic needs approach, which considers the proportion of the population unable to meet their basic needs and combines a*
152 *country-specific food poverty line and non-food poverty line [24]. The bars correspond to 95% confidence intervals.*
153

154

155 Access to Health Services

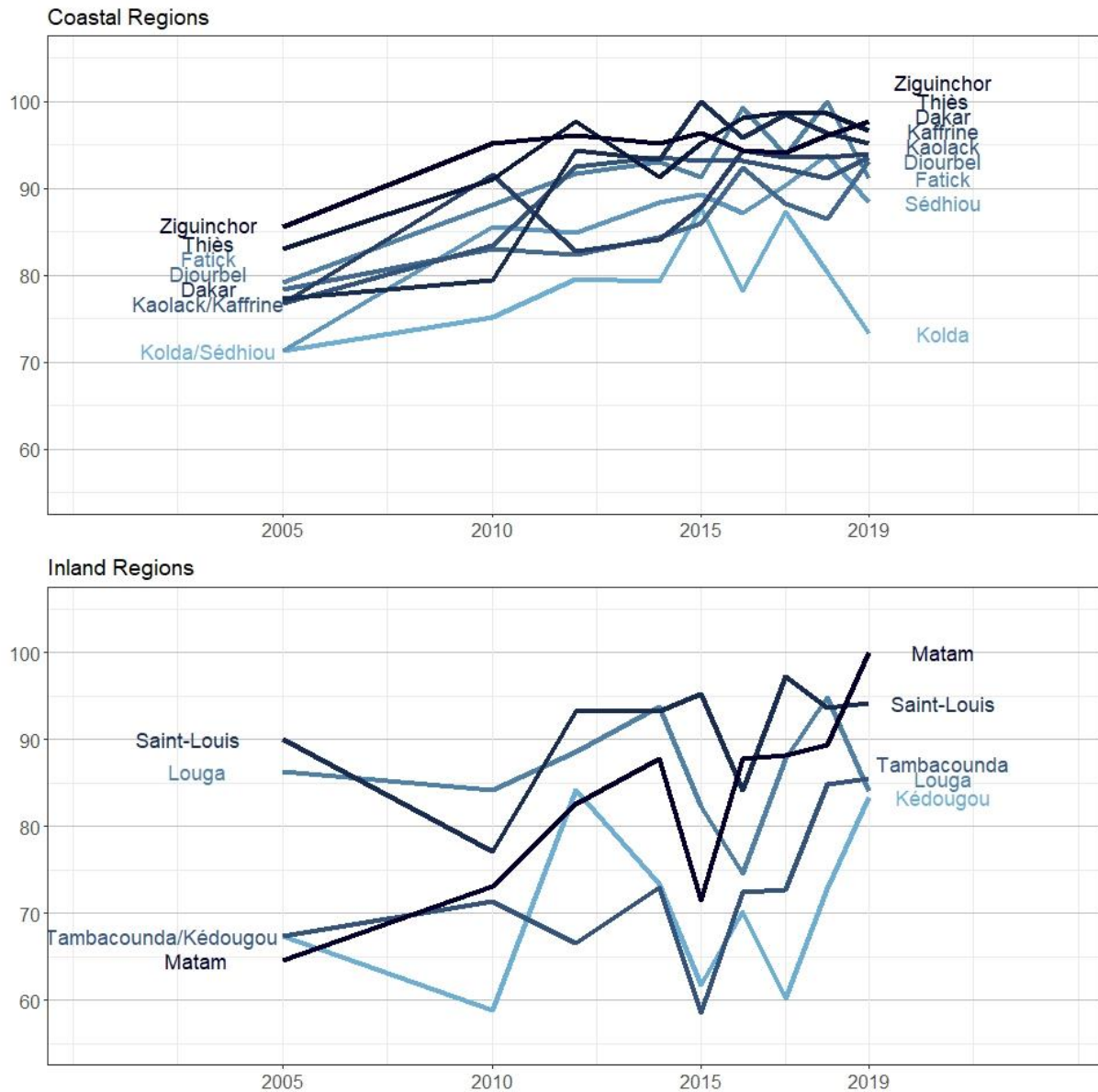
156 Women in regions with low DTP3 coverage reported more barriers to accessing care with respect to (i)
157 traveling alone to seek care and (ii) distance from healthcare facilities. In the more remote, inland regions
158 of Senegal, as many as 42% of female respondents in 2019 identified traveling alone to seek care as a
159 significant barrier to accessing care. Distance to healthcare facilities was also a substantial barrier to
160 accessing care in these regions of Senegal (identified as a barrier by 50% of female respondents in
161 Tambacounda, the largest region by geographical area). Sociodemographic characteristics of this survey
162 group are reported in the supplemental materials.

163 Coverage over time by geographic location

164 DTP3 coverage from 2005 to 2019 by region in Senegal is reported in Figure 4. We observed that the
165 DTP3 coverage was consistently higher for the west and southwestern regions located near Dakar and
166 along the coast, and the variance of DTP3 coverage over time was consistently lower (t-test, $p=0.076$)
167 compared to that of the eastern and northern regions. The region with the lowest DTP3 coverage in 2019
168 was Kolda (73%), following a sharp drop in DTP3 coverage after 2017 compared to previous years. The
169 rural and landlocked regions in the north and east demonstrated more variability in coverage over time.
170 However, among these regions, Tambacounda and Kedougou saw large improvements, from 73% to 86%

171 and 60% to 83%, respectively between 2017 and 2019; notably, Matam saw the largest increase (from
 172 73% to 100%) in coverage among all regions between 2010 and 2019.

173



174

175 *Figure 4 DTP3 coverage in Senegal by year and region (DHS 2005-2019). The regions of Kaffrine, Sedhiou, and Kedougou were*
 176 *split from existing regions in 2008 [25].*
 177

178

179 **Discussion**

180 We conducted a study to assess the demographic associations of early childhood vaccination within
181 Senegal. Observing heterogeneities in DTP3 coverage across Senegal and comparing those differences
182 with demographic and geographic factors may aid decision-makers in addressing disparities in
183 vaccination access and uptake. Our analysis of household level data revealed associations between DTP3
184 coverage and 1) female literacy, 2) access to skilled prenatal care, and 3) challenges accessing care while
185 traveling alone.

186 Early childhood vaccination in Senegal steadily increased for all recommended vaccines from 2002 to
187 2007, with coverage remaining mostly constant through 2019 [9, 26-31]. Based on an analysis of
188 qualitative data including interviews with Senegalese administrators at various levels and focus group
189 discussions with caregivers and community health workers, Senegal’s immunization program has been
190 successful due to “*strong governance, collaboration, evidence-based decision-making, community*
191 *ownership, and an overall commitment to health and prioritization of vaccine programming from all*
192 *stakeholders and government officials.*”[9] Understanding the existing disparities between regions in
193 Senegal, alongside related factors, may support improvements in health equity through utilization of
194 Senegal’s existing governance structures and strong community health worker program.

195
196 *Female Literacy & Maternal Education.* We found that higher female literacy was significantly
197 associated with higher DTP3 coverage. Female literacy and higher maternal education have been shown
198 to be positively associated with higher vaccination coverage globally [32-34]; it is atypical that Senegal,
199 with low female literacy at the national level, has relatively high DTP3 coverage compared to other
200 LMICs. While mothers with high literacy and education may be more likely to independently seek
201 vaccinations for their children [35], the health system in Senegal has been able to reach the more
202 vulnerable rural communities with lower female literacy through community health workers and
203 community-based health huts; “health huts are the backbone of Senegal’s community health system, and

204 they deserve much credit for Senegal’s impressive progress on disease prevention and treatment,
205 including its far-reaching immunization program” [7]. Involvement of community health workers such as
206 respected female elders known as “bajenu gox” have served as a link between the health care services
207 (i.e., health centers, health posts, health huts) and the communities, facilitating and coordinating
208 immunization outreach activities [8].

209
210 *Access to Healthcare Workers & Facilities.* We found that skilled prenatal care was associated with
211 higher DTP3 coverage in Senegal, which aligns with existing literature. Access to skilled healthcare
212 workers has an important role in childhood vaccination. Limited access to skilled prenatal care has been
213 linked to under-vaccination, or children not receiving all recommended vaccines [13, 36], and a prior
214 study highlighted an association between the number of skilled healthcare workers (nurses and midwives)
215 and DTP3 coverage using a cross-country analysis of developing countries around the world for the years
216 1990 to 2004 [34]. Self-reported barriers limiting access to care for women when seeking treatment,
217 namely traveling alone to healthcare facilities and travel distance, were associated with DTP3
218 vaccination. In regions with higher population density, women report fewer concerns regarding traveling
219 alone to access care when sick. Rural communities report more challenges than urban communities with
220 respect to accessing immunization services. Unfortunately, retaining skilled health workers is more
221 difficult in rural regions of Senegal [37]. Senegal has addressed these challenges through training
222 community health workers and health post staff, improving infrastructure for outreach services, increasing
223 capacity for health post expansion, and improving surveillance and data management at local levels [9].
224 In 2011, a 5-year \$40 million grant from USAID helped Senegal construct, maintain, and link more health
225 huts to the national health system [38].

226
227 Our results illustrate the role of contextual factors in relation to childhood vaccination. Although national
228 childhood vaccination coverage in Senegal is relatively high compared to other LMICs, there are still
229 gaps in coverage and disparities between regions which, similar to other studies, illustrate inequities in

230 deployment of vaccination services [10, 11]. National health programs rely on the consideration of
231 contextual factors and heterogeneity between sub-national areas, such as those identified in this study, to
232 inform programmatic decision-making and improve health equity. Strategies for improving immunization
233 rates need to be tailored considering subnational differences; as stated in The Immunization Agenda 2030,
234 “reaching all people will require higher national vaccination coverage, but also less subnational inequity”
235 [39]. Subnational childhood vaccination has been negatively correlated with institutional mistrust [40].
236 Strong governance structures are required to prevent and address institutional mistrust while prioritizing
237 equity of healthcare access at the national level [9, 10, 41]. Sub-national DTP3 coverage estimates have
238 been compared with national health spending, GDP per capita, and other governance indicators in sub-
239 Saharan Africa to investigate the drivers of equitable immunization services [42]. To reduce differences
240 in vaccination coverage between regions, and address institutional mistrust, national health policies and
241 programs should consider heterogeneity between and within regions. Senegal has implemented top-down
242 and bottom-up mechanisms for decision-making, planning, and resource allocation to address subnational
243 heterogeneity and allow for strategies and initiatives tailored for local populations [9].

244

245 **Conclusions**

246 Senegal has improved vaccination coverage across its 14 regions despite high poverty and low female
247 literacy as compared to other LICs and LMICs [16]. While coverage varies between regions, high
248 coverage has expanded in recent years beyond coastal and urban regions into the inland and rural areas.
249 National and regional efforts - especially increasing the number of health posts and huts to reach rural
250 communities and expanding the community health worker programs - have likely played an important
251 role [7]. Historically, the inland and rural regions have had variability in coverage over time; future years
252 will tell if the recent increases in coverage will be sustained.

253

254

255 Acknowledgements

256 This research was supported in part by the following Georgia Tech benefactors: William W. George,
257 Andrea Laliberte, Joseph C. Mello, Richard “Rick” E. and Charlene Zalesky.

258

259 REFERENCES

- 260 1. Rémy V, Zöllner Y, Heckmann U. Vaccination: the cornerstone of an efficient healthcare system.
261 J Mark Access Health Policy. 2015;3:10.3402/jmahp.v3.27041.
- 262 2. Ozawa S, Clark S, Portnoy A, Grewal S, Brenzel L, Walker DG. Return On Investment From
263 Childhood Immunization In Low- And Middle-Income Countries, 2011-20. Health Aff (Millwood).
264 2016;35(2):199-207.
- 265 3. World Health Organization. Immunization coverage 2020 2021 [Available from:
266 <https://www.who.int/news-room/fact-sheets/detail/immunization-coverage>.
- 267 4. World Health Organization. Global vaccine action plan 2011-2020 2013 [Available from:
268 <https://www.who.int/publications/i/item/global-vaccine-action-plan-2011-2020>.
- 269 5. World Health Organization. 2018 assessment report of the Global Vaccine Action Plan: strategic
270 advisory group of experts on immunization 2018 [Available from:
271 <https://apps.who.int/iris/handle/10665/276967>.
- 272 6. World Health Organization. WHO vaccine-preventable diseases: monitoring system. 2020 global
273 summary. WHO UNICEF estimates time series for Senegal (SEN) 2020 [Available from:
274 https://apps.who.int/immunization_monitoring/globalsummary/estimates?c=SEN.
- 275 7. Exemplars in Global Health. What did Senegal do? 2021 [Available from:
276 <https://www.exemplars.health/topics/under-five-mortality/senegal/what-did-senegal-do>.
- 277 8. Devlin K, Pandit-Rajani T, Egan KF. Senegal’s Community-based Health System Model: Structure,
278 Strategies, and Learning. Arlington, VA: Advancing Partners & Communities; 2019.
- 279 9. Sakas Z, Hester KA, Rodriguez K, Diatta SA, Ellis AS, Gueye DM, et al. Critical success factors for
280 high routine immunization performance: A case study of Senegal. medRxiv. 2022:2022.01.25.22269847.
- 281 10. Faye CM, Wehrmeister FC, Melesse DY, Mutua MKK, Maïga A, Taylor CM, et al. Large and
282 persistent subnational inequalities in reproductive, maternal, newborn and child health intervention
283 coverage in sub-Saharan Africa. BMJ Global Health. 2020;5(1):e002232.
- 284 11. Mosser JF, Gagne-Maynard W, Rao PC, Osgood-Zimmerman A, Fullman N, Graetz N, et al.
285 Mapping diphtheria-pertussis-tetanus vaccine coverage in Africa, 2000–2016: a spatial and temporal
286 modelling study. The Lancet. 2019;393(10183):1843-55.
- 287 12. Utazi CE, Thorley J, Alegana VA, Ferrari MJ, Takahashi S, Metcalf CJ, et al. High resolution age-
288 structured mapping of childhood vaccination coverage in low and middle income countries. Vaccine.
289 2018;36(12):1583-91.
- 290 13. Eze P, Agu UJ, Aniebo CL, Agu SA, Lawani LO, Acharya Y. Factors associated with incomplete
291 immunisation in children aged 12–23 months at subnational level, Nigeria: a cross-sectional study. BMJ
292 Open. 2021;11(6):e047445.
- 293 14. Sarker AR, Akram R, Ali N, Chowdhury ZI, Sultana M. Coverage and Determinants of Full
294 Immunization: Vaccination Coverage among Senegalese Children. Medicina. 2019;55(8).

- 295 15. Ameyaw EK, Kareem YO, Ahinkorah BO, Seidu A-A, Yaya S. Decomposing the rural–urban gap in
296 factors associated with childhood immunisation in sub-Saharan Africa: evidence from surveys in 23
297 countries. *BMJ Global Health*. 2021;6(1):e003773.
- 298 16. Bednarczyk RA, Hester KA, Dixit SM, Ellis AS, Escoffery C, Kilembe W, et al. Exemplars in vaccine
299 delivery protocol: a case-study-based identification and evaluation of critical factors in achieving high
300 and sustained childhood immunisation coverage in selected low-income and lower-middle-income
301 countries. *BMJ Open*. 2022;12(4):e058321.
- 302 17. Hester KA, Sakas Z, Ellis AS, Bose AS, Darwar R, Gautam J, et al. Critical success factors for high
303 routine immunization performance: A case study of Nepal. *Vaccine: X*. 2022;12:100214.
- 304 18. Micek K, Hester KA, Chanda C, Darwar R, Dounebaine B, Ellis AS, et al. Critical success factors for
305 routine immunization performance: A case study of Zambia 2000 to 2018. *Vaccine: X*. 2022;11:100166.
- 306 19. The DHS Program. Senegal Continuous Demographic Health Survey 2005-2019 2019 [Available
307 from: <https://www.dhsprogram.com/data/available-datasets.cfm>.
- 308 20. Knoema. Senegal 2021 [Available from: <https://knoema.com/atlas/Senegal>.
- 309 21. Ministère de la Santé et de l'Action sociale. Annuaire des statistiques sanitaires et sociales 2018
310 2020 [Available from:
311 [https://sante.sec.gouv.sn/sites/default/files/Annuaire%20statistiques%20sanitaires%20et%20sociales](https://sante.sec.gouv.sn/sites/default/files/Annuaire%20statistiques%20sanitaires%20et%20sociales%202018.pdf)
312 [%202018.pdf](https://sante.sec.gouv.sn/sites/default/files/Annuaire%20statistiques%20sanitaires%20et%20sociales%202018.pdf).
- 313 22. Senegal Data Portal. Population & Financial Statistics of Senegal, 2011 2012 [Available from:
314 <https://senegal.opendataforafrica.org/SEPFS2016/population-financial-statistics-of-senegal-2011>.
- 315 23. Agence Nationale de la Statistique et de la Démographie (ANSD). Sénégal : Enquête
316 Démographique et de Santé Continue (EDS-Continue) 2019 2020 [Available from:
317 <https://dhsprogram.com/pubs/pdf/FR368/FR368.T.pdf>.
- 318 24. Agence Nationale de la Statistique et de la Démographie (ANSD). Deuxieme Enquete De Suivi De
319 La Pauvrete Au Senegal (ESPS-11 2011) 2013 [Available from:
320 https://www.ansd.sn/ressources/publications/Rapport_ESPS-2011.pdf.
- 321 25. Monkam NF. Property Taxation in Senegal: Legislation and Practice. *Journal of Property Tax*
322 *Assessment & Administration*. 2011;8(3):41-60.
- 323 26. WHO and UNICEF. Senegal: WHO and UNICEF estimates of immunization coverage: 2020
324 revision 2021 [Available from: [https://cdn.who.int/media/docs/default-source/country-](https://cdn.who.int/media/docs/default-source/country-profiles/immunization/immunization_sen_2021.pdf)
325 [profiles/immunization/immunization_sen_2021.pdf](https://cdn.who.int/media/docs/default-source/country-profiles/immunization/immunization_sen_2021.pdf).
- 326 27. Unicef. Immunization data July 2021 2021 [Available from:
327 <https://data.unicef.org/resources/dataset/immunization/>.
- 328 28. Russo G, Lihui X, McIsaac M, Matsika-Claquin MD, Dhillon I, McPake B, et al. Health workers'
329 strikes in low-income countries: the available evidence. *Bulletin of the World Health Organization*. 2019.
- 330 29. HRH2030 Program. Three Questions with Dr. Matar Camara: A public health specialist with a
331 vision 2018 [Available from: <https://hrh2030program.org/3-questions-with-matar-camara-2/>.
- 332 30. Despite Senegal's Nine-Month Health Worker Strike, Niore Sees LARC Usage Trend Improve: TCI:
333 The Challenge Initiative; 2020 [Available from: [https://tciurbanhealth.org/despite-senegals-nine-month-](https://tciurbanhealth.org/despite-senegals-nine-month-health-worker-strike-niore-sees-positive-impact-from-larcs/)
334 [health-worker-strike-niore-sees-positive-impact-from-larcs/](https://tciurbanhealth.org/despite-senegals-nine-month-health-worker-strike-niore-sees-positive-impact-from-larcs/).
- 335 31. WHO and UNICEF. Senegal: WHO and UNICEF estimates of immunization coverage: 2019
336 revision 2020 [Available from:
337 https://www.who.int/immunization/monitoring_surveillance/data/sen.pdf.
- 338 32. Streatfield K, Singarimbun M, Diamond I. Maternal Education and Child Immunization.
339 *Demography*. 1990;27(3):447-55.
- 340 33. Vikram K, Vanneman R, Desai S. Linkages between maternal education and childhood
341 immunization in India. *Soc Sci Med*. 2012;75(2):331-9.

- 342 34. Anand S, Bärnighausen T. Health workers and vaccination coverage in developing countries: an
343 econometric analysis. *The Lancet*. 2007;369(9569):1277-85.
- 344 35. Balogun SA, Yusuff HA, Yusuf KQ, Al-Shenqiti AM, Balogun MT, Tettey P. Maternal education and
345 child immunization: the mediating roles of maternal literacy and socioeconomic status. (1937-8688
346 (Electronic)).
- 347 36. Rainey JJ, Watkins M, Ryman TK, Sandhu P, Bo A, Banerjee K. Reasons related to non-vaccination
348 and under-vaccination of children in low and middle income countries: Findings from a systematic
349 review of the published literature, 1999–2009. *Vaccine*. 2011;29(46):8215-21.
- 350 37. Zurn P, Codjia L Fau - Sall FL, Sall FI Fau - Braichet J-M, Braichet JM. How to recruit and retain
351 health workers in underserved areas: the Senegalese experience. *Bull World Health Organ*.88(5):386-9.
- 352 38. ChildFund. Senegal's Commitment to Community Health Yields Benefits 2021 [Available from:
353 <https://www.childfund.org/senegals-commitment-to-community-health/>].
- 354 39. World Health Organization. Immunization Agenda 2030: A Global Strategy to Leave No One
355 Behind. World Health Organization; 2020.
- 356 40. Stoop N, Hirvonen K, Maystadt J-F. Institutional mistrust and child vaccination coverage in
357 Africa. *BMJ Global Health*. 2021;6(4):e004595.
- 358 41. Shen AK, Fields R, McQuestion M. The future of routine immunization in the developing world:
359 challenges and opportunities. *Glob Health Sci Pract*. 2014;2(4):381-94.
- 360 42. Ikilezi G, Augusto OJ, Sbarra A, Sherr K, Dieleman JL, Lim SS. Determinants of geographical
361 inequalities for DTP3 vaccine coverage in sub-Saharan Africa. *Vaccine*. 2020;38(18):3447-54.
- 362