

1     **Severe haemolysis during primaquine radical cure of *Plasmodium***  
2     ***vivax* malaria: two systematic reviews and individual patient data**  
3                     **descriptive analyses**

4     Daniel Yilma<sup>1,2,3\*</sup>, Emily S Groves<sup>4</sup>, Jose Diego Brito-Sousa<sup>5-6</sup>, Wuelton M Monteiro<sup>5-6</sup>, Cindy Chu<sup>7</sup>,  
5         Kamala Thriemer<sup>4</sup>, Robert J Commons<sup>4,8</sup>, Marcus V G Lacerda<sup>5,9</sup>, Ric N Price<sup>4,10,11</sup>, Nicholas M  
6                                     Douglas<sup>4,12,13\*</sup>

- 7
- 8     1. Jimma University Clinical Trial Unit, Department of Internal Medicine, Jimma University, Jimma,  
9     Ethiopia
- 10    2. WorldWide Antimalarial Resistance Network, Oxford, UK
- 11    3. Division of Clinical Pharmacology, Department of Medicine, University of Cape Town, Cape Town,  
12    South Africa
- 13    4. Division of Global and Tropical Health, Menzies School of Health Research and Charles Darwin  
14    University, Darwin, PO Box 41096, Casuarina NT 0811, Australia
- 15    5. Instituto de Pesquisa Clínica Carlos Borborema, Fundação de Medicina Tropical Dr Heitor Vieira  
16    Dourado, Manaus, Brazil
- 17    6. Escola Superior de Ciências da Saude, Universidade do Estado do Amazonas, Manaus, Brazil
- 18    7. Shoklo Malaria Research Unit, Mahidol-Oxford Tropical Medical Research Unit, Faculty of Tropical  
19    Medicine, Mahidol University, MaeSot, Tak, Thailand
- 20    8. General and Subspecialty Medicine, Grampians Health, Ballarat, Victoria, Australia
- 21    9. Instituto Leônidas & Maria Deane, Fundação Oswaldo Cruz, Manaus, Brazil
- 22    10. Centre for Tropical Medicine, Nuffield Department of Clinical Medicine, University of Oxford,  
23    University of Oxford, OX37LJ, UK
- 24    11. Mahidol-Oxford Tropical Medicine Research Unit (MORU), Faculty of Tropical Medicine, Mahidol  
25    University, Bangkok, Thailand
- 26    12. Department of Medicine, University of Otago, Christchurch, New Zealand
- 27    13. Department of Infectious Diseases, Christchurch Hospital, Christchurch, New Zealand

28 \* Corresponding authors

29 Email: [nick.douglas@otago.ac.nz](mailto:nick.douglas@otago.ac.nz)

30 Email: [danielyilmab@gmail.com](mailto:danielyilmab@gmail.com)

31

32

33

34 **Abstract:**

35 **Background**

36 Primaquine (PQ) kills *Plasmodium vivax* hypnozoites but can cause haemolysis in patients with glucose-6-  
37 phosphate dehydrogenase (G6PD) deficiency.

38 **Methods**

39 We did two systematic reviews: the first used data from clinical trials to determine the spectrum of  
40 definitions and frequency of haematological serious adverse events (SAE) related to PQ treatment of vivax  
41 malaria. The second used data from prospective studies and case reports to describe the clinical  
42 presentation, management and outcome of ‘severe’ PQ-associated haemolysis necessitating hospitalisation.

43 **Findings**

44 In the first review, SAEs were reported in 70 of 249 clinical trials. There were 34 haematological SAEs  
45 amongst 9,824 patients with vivax malaria treated with PQ, 9 of which necessitated hospitalisation or blood  
46 transfusion. Criteria used to define SAEs were diverse. In the second review, 21 of 8,487 articles screened  
47 reported 163 patients hospitalised following PQ radical cure; 79.9% (123/154) of whom were prescribed  
48 PQ at  $\geq 0.5$ mg/kg/day. Overall, 101 patients were categorised as having probable or possible ‘severe’ PQ-  
49 associated haemolysis, 96.8% of whom were G6PD deficient ( $< 30\%$  activity). The first symptoms of  
50 haemolysis were mostly reported on day 2 or 3 (45.5%) and all patients were hospitalised within 7 days of  
51 PQ commencement. 57.9% (77/133) of patients had blood transfusion. Seven (6.9%) patients with probable  
52 or possible haemolysis died.

53 **Interpretation**

54 Even when G6PD testing is available, enhanced monitoring for haemolysis is warranted following PQ  
55 treatment. Clinical review within the first 5 days of treatment may facilitate early detection and management  
56 of haemolysis. More robust definitions of severe PQ-associated haemolysis are required.

57 **Funding:** WHO-TDR, Australian National Health and Medical Research (NHMRC), The Bill & Melinda  
58 Gates Foundation.

59 **Key words:** Primaquine, malaria, *Plasmodium vivax*, haemolysis, glucose-6-phosphate dehydrogenase  
60 deficiency; adverse event

61

## 62 **Introduction**

63 *Plasmodium vivax* forms dormant liver stages (hypnozoites) that can reactivate periodically, causing  
64 recurrent blood stage malaria infections known as relapses. Primaquine (PQ) is an 8-aminoquinoline drug  
65 that has been used for malaria treatment and prophylaxis since the 1950s. It is the only widely available  
66 antimalarial that eliminates *P. vivax* hypnozoites and thus can prevent relapses. The World Health  
67 Organization (WHO) recommends PQ for radical cure of *P. vivax* or *P. ovale* malaria in all malaria  
68 transmission settings in children and adults except pregnant women, infants aged <6 months, women  
69 breastfeeding infants <6 months and women breastfeeding older infants with unknown glucose-6-phosphate  
70 dehydrogenase (G6PD) status.<sup>1</sup>

71 PQ can cause severe drug-induced haemolysis, particularly in individuals predisposed to oxidant  
72 erythrocytic damage due to functional deficiency of the enzyme G6PD.<sup>2-4</sup> G6PD deficiency is the  
73 commonest human enzymopathy globally and is particularly prevalent in malaria endemic regions.<sup>5,6</sup>  
74 Patients with PQ-induced haemolysis can develop severe anaemia necessitating blood transfusion and  
75 haemoglobinuria, potentially leading to kidney damage.<sup>7</sup> If severe, PQ-associated haemolysis can be fatal.<sup>8</sup>

76 The WHO recommends G6PD activity assessment prior to administration of PQ for radical cure,<sup>1</sup> but there  
77 is limited access to practicable assays in malaria endemic regions.<sup>9</sup> PQ treatment is therefore often not  
78 implemented due to the risks of haemolysis with unguided use.<sup>10</sup> Conversely patients with *P. vivax* malaria  
79 who are not treated with PQ radical cure can have major deleterious consequences from multiple relapses,  
80 including severe anaemia.<sup>11,12</sup> Policymakers therefore need to weigh potential risks of PQ-associated  
81 haemolysis against the risks of recurrent malaria when deciding on treatment protocols. To do this, they  
82 need robust data on the incidence and outcomes of PQ-attributable severe haemolysis.

83 The diagnosis of haemolysis secondary to PQ is typically based on a fall in haemoglobin and/or clinical  
84 manifestations suggestive of intravascular haemolysis. Definitions for ‘severe’ or clinically significant PQ-

85 associated haemolysis are not established. Attribution of haemolysis to PQ is difficult in the presence of  
86 concomitant parasitaemia.

87 We did two complementary systematic reviews to inform and standardise PQ pharmacovigilance practices  
88 and to facilitate quantification of the risks and benefits of different radical cure strategies. The aim of the  
89 first review was to determine the spectrum of definitions and frequency of haemolytic serious adverse  
90 events (SAEs) in patients enrolled into prospective *P. vivax* antimalarial clinical efficacy trials. The second  
91 review used individual patient data from case reports and prospective studies to describe the clinical  
92 presentation, management and outcome of patients with severe PQ-associated haemolysis who required  
93 hospitalisation for clinical management.

94

## 95 **Methods**

### 96 **Review 1 - Serious adverse events in clinical trials**

97 The first systematic review used data from the WorldWide Antimalarial Resistance Network (WWARN)  
98 “vivax surveyor”.<sup>13</sup> This repository contains details of all *P. vivax* antimalarial clinical efficacy studies done  
99 between Jan 1960 and August 23, 2021 (previously registered at PROSPERO [CRD42016053228]). To be  
100 eligible for inclusion in the current review, trials had to have been done since 1990 and include one or more  
101 treatment arm(s) in which patients were treated with either partial or fully supervised PQ therapy for at least  
102 5 days (Box 1 - appendix pp5). PQ administration had to commence within 7 days of starting blood  
103 schizontocidal therapy. Data from non-PQ-containing arms in these studies were also extracted for  
104 comparative purposes. Studies meeting the above criteria, but not reporting the presence or absence of  
105 adverse effects of treatment, were excluded.

106 Generic definitions of serious adverse events (SAEs) have been standardised<sup>14</sup> and generally speaking  
107 encompass events that are life-threatening or require hospitalisation. In this review, the respective authors’  
108 classification of events as SAEs was accepted but the clinical and laboratory criteria used by the authors to  
109 classify the events as SAEs were outcomes of interest.

110 Data were extracted into Microsoft Excel® including the number of patients enrolled into each treatment  
111 arm, patient demographics, clinical and laboratory features, the number of patients experiencing any author-  
112 reported SAE, the relationship of SAE to PQ administration and the number of haematological SAEs.  
113 ‘Severe’ haematological adverse events (defined *a priori* as a haematological event requiring  
114 hospitalisation, blood transfusion, renal replacement therapy or death) were assigned after data extraction  
115 based on the clinical data available. Original investigators were approached for missing data and where  
116 possible the clinical and laboratory data used by the original investigators to classify episodes as  
117 haematological SAE were collected for individual patients. Laboratory methods used to screen for G6PD  
118 deficiency (if performed) and individual G6PD activity measurements of patients experiencing a  
119 haematological SAE were also collected.

120

## 121 **Review 2 - Severe primaquine-associated haemolysis**

122 In the second systematic review, all articles in any language reporting at least one case of severe PQ-  
123 associated haemolysis were identified. To be eligible for inclusion, papers had to report data attributable to  
124 individual patients receiving PQ for *P. vivax* radical cure or terminal prophylaxis. The review was registered  
125 at PROSPERO [CRD42020196604]. The term **severe haemolysis** was used to define a clinical event  
126 requiring hospitalisation, blood transfusion, renal replacement therapy or death, which the original  
127 investigators attributed to haemolysis or anaemia. Children <6 months of age and pregnant or lactating  
128 women were excluded from the analysis as both are ineligible for PQ treatment.

129 We searched PubMed, Web of Science, Embase and the Cochrane Central Database for eligible reports  
130 published between 1 January 1940 and 20 May 2020, according to PRISMA guidelines (PRISMA Checklist  
131 - appendix pp2-4). The search terms are presented in (box 2 appendix pp6). We also searched articles  
132 included in the WWARN *P. vivax* clinical trial database used in the first systematic review,<sup>13</sup> as well as  
133 reference lists from identified articles and documents, conference abstracts and unpublished works from  
134 our network of collaborators. The review process was undertaken by six independent reviewers (DY, EG,  
135 KT, RJC, NMD, RNP), with discrepancies resolved by discussion.

136 Data from relevant reports were extracted into a standardised RedCap<sup>®</sup> database, including the source of  
137 data, patient demographics, PQ dose regimen, G6PD activity and all available clinical and laboratory  
138 features of the haemolytic event (see Supplementary Data File). Authors of eligible studies were contacted  
139 and asked to provide relevant additional information that was not reported in the publication. All data were  
140 de-identified. From the data available, the certainty of the diagnosis of PQ-associated severe haemolysis  
141 was categorised as “Probable”, “Possible” or “Uncertain” using an *a priori* hierarchical evidence scale (see  
142 box 1).

143

#### 144 **Statistical analyses**

145 Statistical analyses and graphing were conducted using STATA version 15.1 (StataCorp, College Station,  
146 USA). The dose of PQ was categorised according to the daily dose as low (<0.375 mg/kg/day), intermediate  
147 (0.375 -<0.75 mg/kg/day) or high ( $\geq$ 0.75 mg/kg/day). Continuous variables are presented as median, range  
148 and interquartile range (IQR). Categorical variables are presented as number and proportion. Qualitative  
149 G6PD testing was assumed to detect deficiency in patients with less than 30% enzyme activity. The risks  
150 of SAEs reported in clinical trials were stratified *a priori* into three groups: patients with unknown G6PD  
151 status, patients with G6PD activity >30%, and females with G6PD activity >30%.

152

#### 153 **Ethics**

154 Original studies received ethical approval via the relevant approval authorities. Ethical approval for this  
155 systematic review was obtained from the Human Research Ethics Committee of the Northern Territory  
156 Department of Health and Menzies School of Health Research (HREC reference number: 2020-3935).

157



158

159

**Box 1 –Classification of certainty of the diagnosis of PQ-associated severe haemolysis**

**Probable**

**Paired Hb recorded:**

1. Fall in Hb to < 7g/dL and >25% fractional fall
2. Fall in Hb  $\geq$ 5g/dL
3. (Fall in Hb 3-4.99 g/dL or >25% fall) AND (dark, brown or red urine or jaundice or shortness of breath or heart failure or blood transfusion or renal replacement therapy or death)

**Single Hb recorded after PQ:**

4. Hb <7g/dL AND (dark, brown or red urine or jaundice) AND (shortness of breath or heart failure or blood transfusion or renal replacement therapy or death)

**Possible**

**No Hb recorded:**

5. (dark urine or jaundice) AND (blood transfusion or renal replacement therapy or death)

**Single Hb recorded after PQ:**

6. Hb <7g/dL AND (dark, brown, or red urine or jaundice or shortness of breath or heart failure or blood transfusion or renal replacement therapy or death)
7. Hb  $\geq$ 7 g/dL AND (dark urine or jaundice) AND (shortness of breath or heart failure or blood transfusion or renal replacement therapy or death)

**Uncertain**

- Not fulfilling probable or possible criteria but considered serious PQ-associated haemolysis by authors

Hb = haemoglobin; PQ - primaquine

Paired Hb = Hb reported before and after PQ administration

Single Hb = Hb reported only after PQ administration

All cases required temporal association with PQ within the preceding 4 weeks.

160

161

162 **Results**

163 **First review - serious adverse events reported in clinical trials**

164 Between January 1990 and August 2021, 249 published *P. vivax* clinical trials (428 treatment arms) were  
165 identified, of which 138 (55.4%) fulfilled the inclusion criteria and were reviewed for SAEs (Figure 1). 70  
166 trials (124 treatment arms, 16,214 patients; 44 (62.9%) randomised studies) explicitly mentioned adverse  
167 events and collectively included 9,824 patients treated with PQ. A further 6,390 patients were not treated  
168 with PQ (table 1).

169 A total of 110 SAEs were reported, of which 68 (67.3%) were attributed by the authors to PQ treatment.  
170 There were 37 episodes of acute haemolysis; 34 occurred in patients treated with PQ and 3 in patients  
171 treated without PQ. Three haemolytic SAEs occurred in patients with G6PD deficiency (<30%) who had  
172 been treated with PQ in error.  
173 The reasons stated for classification as a haemolytic SAE included 16 patients who had a >2.5 g/dL drop  
174 in Hb or >25% fall (in all cases PQ was continued without interruption), 5 patients who had a >3 g/dL drop  
175 in Hb or >30% fall (PQ was continued in 4 cases), 3 patients who had dark urine, and 6 patients who had a  
176 fall in Hb to below 7g/dL (3 required blood transfusion and in two of the remaining cases PQ was  
177 temporarily ceased and restarted). A further 6 patients, all in the same study, were hospitalised for  
178 management, although their Hb nadir ranged from 8.5 to 13.2 g/dL, with a maximum absolute fall in Hb of  
179 2 g/dL. One patient was reported as having acute haemolysis with jaundice (total bilirubin 105 µmol/L) but  
180 no further details could be ascertained. Overall, 27.2% (10/37) of the reported haemolytic SAEs were  
181 classified by us as 'severe' based on the need for hospitalisation, blood transfusion, renal replacement  
182 therapy or death.  
183 The risks of SAE and haemolysis in patients with unknown G6PD status or G6PD activity  $\geq 30\%$  are  
184 presented in Table 1. The overall incidence of PQ-associated haemolytic SAE (all PQ dosing regimens)  
185 was 188 [95% confidence interval (95%CI) 103-315] per 100,000 and the overall risk of severe PQ  
186 haemolysis was 107 [95%CI 46-212] per 100,000.

187 **Table 1 Risks of serious adverse events reported in clinical trials**

	Total	No PQ		Low Daily Dose PQ <0.375 mg/kg/day		Intermediate Daily Dose PQ 0.375 -<0.75 mg/kg/day		High Daily Dose PQ ≥0.75 mg/kg/day	
		n/N	n/N	Rate per 100,000 [95% CI]	n/N	Rate per 100,000 [95% CI]	n/N	Rate per 100,000 [95% CI]	n/N
<b>Any SAE</b>									
No Testing	24/5707	1/3599	28 [1-155]	9/1048	859 [393-1624]	14/1060	1321 [724-2206]	-	-
Testing >30%	83/10,056	7/2604 <sup>b</sup>	269 [108-554]	12/2658 <sup>c</sup>	452 [234-787]	31/3466	894 [609-1267]	33/1328	2485 [1717-3472]
<b>Any PQ-Related SAE</b>									
No Testing	22/5707	1/3599	28 [1-154]	8/1048	763 [330-1499]	13/1060	1226 [655-2088]	-	-
Testing >30%	50/10,056	3/2604 <sup>b</sup>	115 [24-336]	11/2658 <sup>c</sup>	414 [207-739]	16/3466	462 [264-749]	20/1328	1506 [922-2316]
<b>Haemolytic SAE</b>									
No Testing	17/5707	0/3599	0	5/1048	477 [155-1110]	12/1060	1132 [586-1969]	-	-
Testing > 30%	17/10,056	3/2604 <sup>b</sup>	115 [24-336]	8/2658 <sup>c</sup>	301 [130-592]	1/3466	29 [1-161]	5/1328	376 [122-876]
Females >30%	9/2782	0/632	0	4/757 <sup>c</sup>	661 [215-1535]	0/876	0	5/517	967 [315-2242]
<b>Severe Haemolytic SAE<sup>a</sup></b>									
No Testing	0/5707	0/3599	0	0/1048	0	0/1060	0	-	-
Testing >30%	8/10,056	0/2604 <sup>b</sup>	0	5/2658 <sup>c, d</sup>	188 [61-438]	0/3466	0	3/1328 <sup>e</sup>	226 [47-660]
Females >30%	7/2782	0/632	0	4/757 <sup>c, d</sup>	661 [215-1535]	0/876	0	3/517 <sup>e</sup>	580 [120-1696]

188

189 *Numerators exclude patients with G6PD deficiency (≤30%) enrolled and treated in error. Denominators excluded 68 trials (16,584 patients*  
 190 *treated with PQ, and 8,587 without PQ) in which no SAEs were reported, and in which no mention was made of reporting of SAEs in methods or*  
 191 *results. Raw data presented in Review1b and Review1c sheets in Data File.*

192 <sup>a</sup> *Fulfilling criteria of haemolysis requiring hospitalisation, blood transfusion, renal replacement therapy or death*

193 <sup>b</sup> *Excludes 187 patients tested at >70% activity.*

194 <sup>c</sup> *Excludes 264 patients tested at >70% activity.*

195 <sup>d</sup> *All five cases (4 females) came from one study and were hospitalised with jaundice and dark urine but minor falls in haemoglobin (0.6-2.0g/dL)*

196 <sup>e</sup> *Three heterozygous females, two requiring blood transfusion.*

197

198

## 199 **Second Review - Reports of Severe Haemolysis**

200 In the second review, a total of 8,487 articles were identified describing patients with vivax malaria  
201 requiring admission to hospital. After removal of 1,167 duplicate publications, addition of a further 239  
202 articles (identified from clinical trials and previous reviews) and exclusion of articles after screening of the  
203 titles and abstracts, a total of 76 articles remained for full-text review (figure 1). 55 studies were  
204 subsequently excluded because they did not report patients fulfilling the criteria for severe PQ-associated  
205 haemolysis. A total of 163 individuals with severe PQ-associated haemolysis were identified from 21  
206 articles published between 1953 and 2020: 43 were from Asia (13 articles), 116 from South America (5  
207 articles), 3 from North America (2 articles) and 1 from Oceania (1 article) (Figure 1). 17 patients (8 articles)  
208 were reported in randomised controlled trials and 146 patients (13 articles) were reported in case reports.  
209 A summary of the studies included in the analysis is provided in the Supplementary Data File.

210 The median age of individuals with severe PQ-associated haemolysis was 18 (IQR: 12 - 28; range 1 – 84)  
211 years and 132 (80.9%) were males. Overall, 134 (82.2%) patients had *P. vivax* infection and 6 (3.7%) had  
212 mixed *P. vivax* and *P. falciparum* infection. A further 23 individuals (14.1%) were negative when tested  
213 for malaria, 19 of whom were presumed by the authors to have had previous *P. vivax* infection. Of the 140  
214 individuals treated for acute malaria, 135 (96.4%) also received chloroquine, 4 (2.9%) dihydroartemisinin-  
215 piperazine and 1 (0.7%) amodiaquine.

216 The duration of the PQ regimen prescribed was reported in 156 cases. Eighteen (11.5%) were prescribed  
217 14 days of treatment, one (0.6%) 8 days treatment, 121 (77.6%) 7 days treatment and 16 (10.3%) 5 days or  
218 less. Two (1.3%) patients were prescribed weekly PQ for eight weeks. The target daily PQ doses prescribed  
219 are provided in Table 2. The total dose prescribed was <2.5 mg/kg for 16 (10.3%) patients, 2.5-5 mg/kg for  
220 132 (84.6%) patients and  $\geq 5$  mg/kg for 8 (5.1%) patients.

221 G6PD status was recorded for 159 (97.5%) of the 163 patients, with a qualitative assay used in 145 (91.2%)  
222 patients and a quantitative assay in 10 (6.3%) patients. The assay method was not stated in 4 (2.5%) cases.  
223 Overall, 150 (94.3%) individuals were categorised as G6PD deficient and two (1.3%) had intermediate  
224 G6PD deficiency. Seven (4.4%) patients were G6PD normal according to a qualitative G6PD test (assumed

225 to have  $\geq 30\%$  activity), four of whom were female. The certainty of the diagnosis of severe PQ-associated  
226 haemolysis was categorised as probable in 48 (29.5%) cases, possible in 53 (32.5%) cases and uncertain in  
227 62 (38.0%) cases. G6PD activity was documented in 94 of the patients with probable or possible severe  
228 haemolysis, of whom 96.8% (n=91) were G6PD deficient (<30% activity) and 3 were heterozygous females  
229 (64%, 94% and >30% enzyme activity respectively).

230

### 231 **Clinical presentation and management of patients**

232 All subsequent results are restricted to the 101 patients with probable or possible severe PQ-related  
233 haemolysis, 95 of whom were G6PD deficient (<30%), (three patients were heterozygous females and three  
234 patients did not have a reported G6PD status). The most common clinical presentations of haemolysis were  
235 pallor (92.0%, 69/75), dark urine (85.1%, 63/74) and jaundice (90.2%, 83/92) (table 2).

236 Fourteen patients had a haemoglobin measurement before and after initiation of PQ. In these patients the  
237 median fall in haemoglobin was 4.4 g/dL (IQR: 3.7 - 6.6; Range: 2.2 - 8.9). Of the patients in whom serum  
238 bilirubin was measured, 88% (66/75) had raised total bilirubin concentration (median = 4 mg/dL,  
239 interquartile range [IQR]: 2.1 - 5.5; range: 0.3 - 46.4). At the time that patients were hospitalised, 79.5%  
240 (58/73) of those with acute malaria were aparasitaemic, however 55.3% (26/47) were febrile and 62.5%  
241 (30/48) had a raised total white cell count.

242

243 **Table 2 Characteristics and clinical outcomes of individuals with severe PQ-associated haemolysis**

Clinical manifestations of severe haemolysis	Probable PQ-associated N=48		Possible PQ-associated N=53		Uncertain PQ-associated N=62	
	N	n (%)	N	n (%)	N	n (%)
<b>Symptoms &amp; signs</b>						
Dark urine	36	29 (80.6)	38	34 (89.5)	39	38 (97.4)
Pallor	40	38 (95.0)	35	31 (88.6)	40	36 (90.0)
Dyspnoea	33	9 (27.3)	26	7 (26.9)	30	2 (6.7)
Dizziness	17	9 (52.9)	9	4 (44.4)	8	3 (37.5)
Fever	38	24 (63.2)	31	16 (51.6)	32	7 (21.9)
Severe fatigue	20	13 (65.0)	6	5 (83.3)	3	2 (66.7)
Heart failure	31	3 (9.7)	31	6 (19.4)	33	0 (0.0)
Chest pain	7	1 (14.3)	3	0 (0.0)	0	0 (0.0)
Jaundice	44	39 (88.6)	48	44 (91.7)	54	47 (87)
Low urine output	14	2 (14.3)	4	0 (0.0)	5	2 (40)
<b>Laboratory findings</b>						
Glucose 6-Phosphate dehydrogenase						
Normal	47	0 (0.0)	51	2 (3.9)	61	5 (8.2)
Intermediate	47	2 (4.4)	51	0 (0.0)	61	0 (0.0)
Deficient	47	45 (95.7)	51	49 (96.1)	61	56 (91.8)
Total bilirubin, >1 mg/dL	37	31 (83.8)	38	35 (92.1)	52	46 (88.5)
Indirect bilirubin, >0.8 mg/dL	36	30 (83.3)	36	33 (91.7)	43	37 (86.1)
Urine dipstick blood, positive	21	10 (47.6)	27	19 (60.4)	31	21 (67.7)
Urine dipstick urobilinogen, positive	20	3 (15)	25	14 (66)	30	12 (40)
White blood cell count, >12,000/ $\mu$ L	32	20 (62.5)	38	20 (52.6)	36	10 (27.8)
<b>Target daily dose of PQ</b>						
0.25 mg/kg/day	47	5 (10.6)	52	12 (23.1)	57	14 (24.6)
0.5 mg/kg/day	47	36 (76.6)	52	39 (75.0)	57	43 (75.4)
0.75 mg/kg/day	47	2 (4.3)	52	0 (0.0)	57	0 (0.0)
1.0 mg/kg/day	47	4 (8.5)	52	1 (1.9)	57	0 (0.0)
<b>Management</b>						
Blood transfusion	48	45 (93.8)	42	32 (76.2)	43	0 (0.0)
Renal replacement therapy	39	4 (10.3)	41	4 (9.8)	42	0 (0.0)
Hospitalised (no blood transfusion or renal replacement therapy)	3	3 (100)	19	19 (100)	62	62 (100)
<b>Outcome</b>						
Died	48	0 (0.0)	53	7 (13.2)	62	0 (0.0)

245 *N* = number of patients for whom data were available. *n* = number of patients with manifestation present

246

#### 247 **Timing of severe PQ-associated haemolysis**

248 Information on the timing of manifestations of severe PQ-associated haemolysis was available for 93  
249 (92.1%) patients, with all patients presenting within the first 7 days of commencing PQ treatment. Overall,  
250 89.2% (83/93) developed symptoms of haemolysis within 4 days of commencing PQ. The first symptoms  
251 of haemolysis were mostly reported on day 2 or 3 (43.3%) after commencing PQ, whereas onset of severe  
252 haemolysis occurred most frequently on day 3 or 4 (55.4%) (figure 2). At the onset of manifestations of  
253 severe haemolysis, PQ had been taken for a median of 4 days (range 1-8) with a median total dose received  
254 of 2.0 mg/kg (IQR: 1.5-2.5, Range: 0.3-5.0) (figure S1 appendix pp7). In total, 82.8% (82/99) of the cases  
255 of probable or possible PQ-associated severe haemolysis occurred following administration of a daily dose  
256  $\geq 0.5$  mg/kg (figure 3).

257

#### 258 **Outcomes**

259 83.5% (76/90) of patients with severe PQ-associated haemolysis required blood transfusion and 10.3%  
260 (8/78) required renal replacement therapy. The absolute fall in Hb could not be calculated for any of the  
261 patients requiring renal replacement therapy. Seven (6.9%) patients died. All but one of the deaths occurred  
262 in males. Four deaths were reported in Sri Lankan children, all of whom received PQ for radical cure of *P.*  
263 *vivax*. The cause of death was reported as cardiac failure from anaemia in three of these patients and  
264 irreversible renal failure in one. Three deaths were reported in Brazilian patients, all males. Overall, 5 of  
265 the 7 patients who died were reported to be G6PD deficient, with the G6PD status unknown in the remaining  
266 two cases. One of the patients who died received a blood transfusion, but information on blood transfusion  
267 or renal replacement therapy was not documented for the remaining 6 patients. Of the patients who  
268 survived, 72.7% (56/77) were discharged from hospital within one week of admission.

269

270 **Table 3. Clinical manifestations and outcomes of patients with probable or possible severe PQ-**  
 271 **associated haemolysis**

	<b>Blood transfusion N=76</b>		<b>Renal replacement therapy N=8</b>		<b>Death N=7</b>		<b>All patients N=101</b>	
	<b>N</b>	<b>n (%)</b>	<b>N</b>	<b>n (%)</b>	<b>N</b>	<b>n (%)</b>	<b>N</b>	<b>n (%)</b>
<b>Clinical manifestations</b>								
Dark urine	57	48 (84.2)	5	5 (100)	4	4 (100)	74	63 (85.1)
Pallor	60	56 (93.3)	8	7 (87.5)	2	2 (100)	75	69 (92.0)
Dyspnoea	47	8 (17.0)	7	2 (28.6)	3	3 (100)	59	16 (27.1)
Dizziness	22	11 (50.0)	4	1 (25.0)	0	0 (0.0)	26	13 (50.0)
Fever	58	37 (63.8)	7	4 (57.1)	1	1 (100)	69	40 (57.8)
Severe fatigue	21	15 (71.4)	0	0 (0.0)	0	0 (0.0)	26	18 (69.2)
Heart failure	51	7 (13.7)	6	6 (100)	0	0 (0.0)	62	9 (14.5)
Chest pain	8	1 (12.5)	8	0 (0.0)	0	0 (0.0)	10	1 (10.0)
Jaundice	67	59 (88.1)	7	7 (100)	6	6 (100)	92	83 (90.2)
Low urine output	14	2 (14.3)	3	2 (66.7)	0	0 (0.0)	18	2(11.1)
<b>Laboratory findings</b>								
Haemoglobin >3g/dl drop	11	9 (81.8)	0	0 (0.0)	0	0 (0.0)	14	12 (85.7)
Haemoglobin >25% fall	11	11 (100)	0	0 (0.0)	0	0 (0.0)	14	14 (100)
Total bilirubin > 1 mg/dL	59	51 (86.4)	7	5 (71.4)	1	1 (100)	75	66 (88.0)
Indirect bilirubin > 0.8 mg/dL	59	51 (86.4)	7	5 (71.4)	1	1 (100)	72	63 (87.5)
Urine dipstick blood, positive	31	17 (54.8)	6	3 (50.0)	5	5 (100)	48	29 (60.4)
Urobilinogen dipstick positive	30	5 (16.7)	5	1 (20.0)	3	3 (100)	45	17 (37.8)
White blood cell count > 12,000/ $\mu$ L	56	33 (58.9)	7	4 (57.1)	3	3 (100)	70	40 (57.1)

272  
 273 *N = number of patients in whom data was available. n= number of patients with manifestation present*  
 274 *Patients could present with more than one outcome thus total number of patients does not equal*  
 275 *summation of those who received blood transfusion, renal replacement therapy, or who died.*



## 277 Discussion

278 Radical cure of *P. vivax* malaria requires treatment of both blood and liver stages of the parasite to ensure  
279 clinical recovery and reduce the risk of subsequent relapse. Without radical cure, relapses occur in up to  
280 70% of patients, the risk and frequency of which vary with host immunity, background transmission  
281 intensity and geographical location.<sup>15</sup> The antirelapse efficacy of PQ is related to the total dose of PQ  
282 administered, whereas for the 7- and 14- day regimens the risk of haemolysis is related to the daily dose.<sup>16,17</sup>  
283 Since routine G6PD testing is often unavailable in malaria endemic countries, most national malaria control  
284 programs currently recommend a total dose of 3.5 mg/kg administered over 14 days, allowing the daily  
285 dose to be reduced to 0.25 mg/kg to minimise haemolysis.

286 Adherence to standard 14-day PQ regimens is typically poor.<sup>18</sup> Seven-day regimens of higher daily doses  
287 of PQ (0.5 mg/kg) are used routinely in several endemic countries including Brazil, Peru and China,<sup>10</sup>  
288 providing a total dose of 3.5 mg/kg. Recent evidence suggests that 7 mg/kg may be required to reduce the  
289 risk of recurrent parasitaemia to less than 10% in areas of both high and low relapse periodicity.<sup>19,20</sup> Giving  
290 7mg/kg over 7- as opposed to 14-days (1 mg/kg/day) is equally efficacious but the increased daily dose is  
291 associated with greater risk of SAE.<sup>21,22</sup>

292 A total of 37 haemolytic SAEs were reported in the clinical trials in our first review, 34 of which occurred  
293 following PQ administration. The criteria used to classify these adverse events as serious varied. 21  
294 reported SAEs were based solely on a significant fall in haemoglobin (>2-3 g/dL) with all but one of these  
295 patients continuing their course of PQ to completion. In total 10 of the patients with reported SAEs required  
296 hospitalisation and blood transfusion for medical management. The overall risk of severe PQ haemolysis  
297 was estimated to be 107 per 100,000 patients with normal G6PD activity ( $\geq 30\%$  activity) treated with PQ.  
298 The prospective clinical trials in our reviews generally applied more conservative criteria for classifying  
299 adverse events as serious (presumably with the aim of ensuring patient safety in a controlled environment)  
300 than the case reports and pharmacovigilance studies in our second review. The latter often had limited  
301 clinical and laboratory information available prior to the onset of the events. Even when comprehensive  
302 data are available, the clinical and laboratory features that justify haemolysis being classified as serious or

303 life-threatening have yet to be defined. This results in a lack of consistent data for decision-makers to  
304 balance the risks of PQ radical cure with the risks of multiple relapses of vivax malaria in different endemic  
305 locations.<sup>1</sup> Quantifying these risks will require robust definitions of haemolysis that can accommodate  
306 differential access to laboratory investigations. Standardised templates for reporting relevant clinical and  
307 laboratory details of potential haemolytic events will facilitate this process greatly. An example of a form  
308 for reporting the key data identified in our analysis is provided (appendix pp 8-12).

309 The second of our systematic reviews included all articles published since the introduction of PQ. The  
310 largest case series were reported from South America, where the prevalence of G6PD deficiency is high  
311 and comparatively large daily doses (0.5 mg/kg) of PQ are recommended.<sup>8,23</sup> Conversely none of the cases  
312 in this review were reported from Africa, where G6PD deficiency is mostly attributable to the mild A-  
313 variant.<sup>5</sup> Based on *a priori* criteria for certainty of association, 101 cases of severe haemolysis were  
314 categorised as probably or possibly related to PQ, all but one of which occurred in patients with either  
315 intermediate or severe G6PD deficiency. The first signs and symptoms of haemolysis occurred within four  
316 days of starting treatment in over 90% of cases, with hospitalisation occurring most frequently on day 4  
317 after a median total dose of 2 mg/kg. All patients presented to hospital within the first week after starting  
318 PQ. Most cases occurred in patients receiving  $\geq 0.5$  mg/kg/day. The signs and symptoms of severe PQ-  
319 associated haemolysis in our review concurred broadly with those found in G6PD deficient patients treated  
320 with the sulphur-based antimalarial drug dapsone.<sup>24</sup>

321 A total of 12 deaths probably or possibly related to PQ-associated haemolysis have been reported in the  
322 scientific literature, of which seven followed PQ for radical cure of *P. vivax* and were included in our second  
323 review.<sup>4</sup> Although other deaths have undoubtedly occurred and gone unreported, this outcome is rare, with  
324 estimates varying from 1 in 625,000 to 1 in 110,000 patients treated with PQ.<sup>4,8</sup> Of the seven patients in our  
325 analysis who died, five had recorded G6PD status and were deficient at the 30% threshold.<sup>8,25,26</sup> Of the 101  
326 patients with probable or possible severe haemolysis, 98 had G6PD status recorded and all but three of  
327 these patients had G6PD deficiency with activity less than 30%. The remaining three patients were  
328 heterozygous females treated with high dose PQ (1mg/kg/day).<sup>21</sup> Although there is an increased risk of

329 haemolysis in heterozygous females with intermediate deficiency (30-70%),<sup>27</sup> our findings suggest that for  
330 low (0.25 mg/kg) and intermediate (0.5mg/kg) daily doses, severe haemolysis can be minimised by a  
331 reliable qualitative test used to exclude exposure of individuals with less than 30% enzyme activity.  
332 Widespread point-of-care testing for G6PD deficiency prior to PQ administration will facilitate exclusion  
333 of patients at greatest risk of haemolysis and reduce adverse drug reactions. However, even in optimal  
334 conditions, G6PD testing is not 100% reliable and due to logistical, financial and supply constraints, quality  
335 tests may not always be available. In these cases the risks of PQ-associated haemolysis need to be balanced  
336 against the cumulative risks of recurrent episodes of parasitaemia and associated morbidity and  
337 mortality.<sup>1,28</sup> In this context it is critical to understand the clinical presentation and outcomes of severe PQ-  
338 associated haemolysis, so that patients with impending haemolysis can be identified and mitigating  
339 strategies taken to avoid further deterioration.

340 PQ-associated haemolysis is most prominent during the first week of treatment, as circulating senescent  
341 erythrocytes with low G6PD activity and greatest vulnerability to oxidant stress are cleared.<sup>27</sup> With time,  
342 increased production of relatively G6PD replete reticulocytes partially compensates for the increased red  
343 cell loss and increases the median tolerance of circulating erythrocytes to oxidative stress.<sup>29</sup> This  
344 presumably explains the lack of new presentations with severe haemolysis beyond one week of starting PQ  
345 treatment. Hospitalisation was delayed with respect to symptom onset by one to two days suggesting that  
346 there is an opportunity to prevent severe manifestations of haemolysis with early intervention. Based on  
347 these observations, routine clinical review within 5 days of starting PQ would identify most patients at risk  
348 of severe haemolysis and allow early cessation of PQ to prevent further clinical deterioration.

349 Strengths of this paper include the use of consistent and strict *a priori* definitions for severe haemolysis and  
350 categorisation of likelihood of a causal association with PQ. Individualised patient data were used and  
351 authors approached for additional unpublished information. Despite this, clinical information available for  
352 many patients was insufficient to enable a full assessment of likely causality. Our assessment of the  
353 frequency of severe PQ-associated haemolysis will have been subject to ascertainment bias as many cases  
354 will not have been formally reported in the medical literature. Conversely, despite our attempts to define a

355 causal association with drug administration, some haemolytic events may have been inadvertently attributed  
356 to PQ. A previous pooled analysis has shown that approximately 1 in 1,000 patients with *P. vivax* malaria  
357 treated without PQ had acute falls in haemoglobin  $>5$  g/dL,<sup>15</sup> remarkably similar to the risk of severe  
358 haemolysis we estimated in patients with  $>30\%$  enzyme activity (107 per 100,000). In our series, four G6PD  
359 deficient patients developed severe haemolysis on the day of initial presentation within hours of receiving  
360 the first dose of PQ. It is likely that these cases were attributable to acute malaria rather than drug  
361 administration.

362 In conclusion, severe PQ-associated haemolysis with clinical decompensation requiring urgent medical  
363 intervention is rare but when it does occur, the first signs tend to become apparent within 2 to 3 days of  
364 starting treatment. Routine clinical review within 5 days to screen for symptoms such as dark urine,  
365 jaundice, pallor, severe fatigue and fever would facilitate early detection of the majority of cases of  
366 impending severe haemolysis enabling remedial action to be taken to prevent adverse outcomes. Diverse  
367 criteria have been used to categorise haematological SAEs and this limits comparisons of their frequency  
368 between different locations and dosing regimens. Standardised definitions would facilitate valid  
369 pharmacovigilance in clinical trials and real-world settings. Whilst widely available point-of-care testing  
370 for G6PD deficiency will be critical for reducing the risk of severe adverse drug reactions in vulnerable  
371 patients, severe haemolysis may still occur due to parasite-induced haemolysis, idiosyncratic reactions and  
372 diagnostic errors. Hence any public health intervention must include community engagement to ensure  
373 patients and healthcare providers are aware of the haemolytic risks of malaria and its treatment and the need  
374 to represent for medical review in case of clinical deterioration.

375

## 376 **Funding**

377 The research was funded in whole, or in part, by the Bill & Melinda Gates Foundation [SEPPRA-INV-  
378 024389]. For the purpose of Open Access, the author has applied a CC BY public copyright licence to any  
379 Author Accepted Manuscript version arising from this submission. DY was funded by WHO-TDR

380 Clinical Research and Development Fellowship. RNP is funded by an Australian National Health and  
381 Medical Research (NHMRC) Leadership Investigator Grant (2008501), RJC by an NHMRC Investigator  
382 Grant (1194702), KT by a CSL Fellowship, M.L. and W.M. by Conselho Nacional de Desenvolvimento  
383 Científico e Tecnológico (CNPq productivity scholarships) and JDBS by the Research Support  
384 Foundation of the State of Amazonas. The funders of the study had no role in study design, data  
385 collection, analysis, interpretation of data or writing of the report.

### 386 **Acknowledgements**

387 We thank the investigators of several reports for providing additional information on serious adverse  
388 events, including André Daher and Kevin Baird.

### 389 **Contributors**

390 DY, EG, RC, RP and ND conceptualised the study. All authors were responsible for data collection and  
391 curation. DY, RP, RC and ND analysed the data. All authors helped interpret the data. DY, RP and ND  
392 wrote the original draft of the paper. All authors reviewed and edited the paper.

### 393 **Conflict of Interest**

394 All authors declare they have no conflicts of interest

## 395 **References**

396

397 1. World Health Organisation. Guidelines for the treatment of malaria – 3rd edition. Geneva: WHO,  
398 2015.

399 2. Luzzatto L, Ally M, Notaro R. Glucose-6-phosphate dehydrogenase deficiency. *Blood* 2020;  
400 **136**(11): 1225-40.

401 3. Ashley EA, Recht J, White NJ. Primaquine: the risks and the benefits. *Malar J* 2014; **13**: 418.

402 4. Recht J, Ashley E, White NJ. Safety of 8-aminoquinoline antimalarial medicines. Geneva,  
403 Switzerland: World Health Organisation, 2014.

404 5. Howes RE, Piel FB, Patil AP, et al. G6PD deficiency prevalence and estimates of affected  
405 populations in malaria endemic countries: a geostatistical model-based map. *PLoS medicine* 2012; **9**(11):  
406 e1001339.

407 6. Clarke GM, Rockett K, Kivinen K, et al. Characterisation of the opposing effects of G6PD  
408 deficiency on cerebral malaria and severe malarial anaemia. *Elife* 2017; **6**.

409 7. Plewes K, Kingston HWF, Ghose A, et al. Cell-free hemoglobin mediated oxidative stress is  
410 associated with acute kidney injury and renal replacement therapy in severe falciparum malaria: an  
411 observational study. *BMC Infect Dis* 2017; **17**(1): 313.

412 8. Brito-Sousa JD, Santos TC, Avalos S, et al. Clinical Spectrum of Primaquine-induced Hemolysis  
413 in Glucose-6-Phosphate Dehydrogenase Deficiency: A 9-Year Hospitalization-based Study From the  
414 Brazilian Amazon. *Clin Infect Dis* 2019; **69**(8): 1440-2.

415 9. Thriemer K, Ley B, Bobogare A, et al. Challenges for achieving safe and effective radical cure of  
416 *Plasmodium vivax*: a round table discussion of the APMEN Vivax Working Group. *Malar J* 2017; **16**(1):  
417 141.

418 10. Recht J, Ashley EA, White NJ. Use of primaquine and glucose-6-phosphate dehydrogenase  
419 deficiency testing: Divergent policies and practices in malaria endemic countries. *PLoS Negl Trop Dis*  
420 2018; **12**(4): e0006230.

- 421 11. Douglas NM, Lampah DA, Kenangalem E, et al. Major burden of severe anemia from non-  
422 falciparum malaria species in southern Papua: a hospital-based surveillance study. *PLoS medicine* 2013;  
423 **10**(12): e1001575.
- 424 12. Douglas NM, Pontororing GJ, Lampah DA, et al. Mortality attributable to *Plasmodium vivax*  
425 malaria: a clinical audit from Papua, Indonesia. *BMC medicine* 2014; **12**: 217.
- 426 13. Commons RJ, Thriemer K, Humphreys G, et al. The Vivax Surveyor: Online mapping database  
427 for *Plasmodium vivax* clinical trials. *Int J Parasitol Drugs Drug Resist* 2017; **7**(2): 181-90.
- 428 14. Office for Human Research Protections. Reviewing and reporting unanticipated problems  
429 involving risks to subjects or others and adverse events: OHRP guidance (2007). January 15, 2007 2007.  
430 <https://www.hhs.gov/ohrp/regulations-and-policy/guidance/reviewing-unanticipated-problems/index.html>  
431 (accessed January 26 2023).
- 432 15. White NJ. Determinants of relapse periodicity in *Plasmodium vivax* malaria. *Malar J* 2011; **10**:  
433 297.
- 434 16. Baird JK. 8-Aminoquinoline Therapy for Latent Malaria. *Clin Microbiol Rev* 2019; **32**(4).
- 435 17. Commons RJ, Simpson JA, Thriemer K, et al. The haematological consequences of *Plasmodium*  
436 *vivax* malaria after chloroquine treatment with and without primaquine: a WorldWide Antimalarial  
437 Resistance Network systematic review and individual patient data meta-analysis. *BMC medicine* 2019;  
438 **17**(1): 151.
- 439 18. Douglas NM, Poespoprodjo JR, Patriani D, et al. Unsupervised primaquine for the treatment of  
440 *Plasmodium vivax* malaria relapses in southern Papua: A hospital-based cohort study. *PLoS medicine*  
441 2017; **14**(8): e1002379.
- 442 19. Chamma-Siqueira NN, Viana GMR, Macedo de Oliveira A. Higher-Dose Primaquine to Prevent  
443 Relapse of *Plasmodium vivax* Malaria. Reply. *N Engl J Med* 2022; **387**(3): 283.
- 444 20. Commons RJ, Rajasekhar M, Simpson JA, Price RN, WWARN Vivax Primaquine Efficacy  
445 TaSSG. Effect of primaquine dose of the risk of recurrence in patients with uncomplicated *Plasmodium*

- 446 vivax: a systematic review and individual patient data meta-analysis. International Congress of P vivax  
447 Research. Online; 2022.
- 448 21. Chu CS, Phyo AP, Turner C, et al. Chloroquine Versus Dihydroartemisinin-Piperaquine With  
449 Standard High-dose Primaquine Given Either for 7 Days or 14 Days in Plasmodium vivax Malaria. *Clin*  
450 *Infect Dis* 2019; **68**(8): 1311-9.
- 451 22. Taylor WRJ, Thriemer K, von Seidlein L, et al. Short-course primaquine for the radical cure of  
452 Plasmodium vivax malaria: a multicentre, randomised, placebo-controlled non-inferiority trial. *Lancet*  
453 2019; **394**(10202): 929-38.
- 454 23. Ramos Junior WM, Sardinha JF, Costa MR, Santana MS, Alecrim MG, Lacerda MV. Clinical  
455 aspects of hemolysis in patients with P. vivax malaria treated with primaquine, in the Brazilian Amazon.  
456 *Braz J Infect Dis* 2010; **14**(4): 410-2.
- 457 24. Pamba A, Richardson ND, Carter N, et al. Clinical spectrum and severity of hemolytic anemia in  
458 glucose 6-phosphate dehydrogenase-deficient children receiving dapsone. *Blood* 2012; **120**(20): 4123-33.
- 459 25. Abeyaratne KP, Halpe NL. Sensitivity to primaquine in Ceylonese children due to deficiency of  
460 erythrocytic glucose-6-phosphate dehydrogenase. *Ceylon Med J* 1968; **13**(3): 134-8.
- 461 26. Lacerda MV, Fragoso SC, Alecrim MG, et al. Postmortem characterization of patients with  
462 clinical diagnosis of Plasmodium vivax malaria: to what extent does this parasite kill? *Clin Infect Dis*  
463 2012; **55**(8): e67-74.
- 464 27. Chu CS, Bancone G, Nosten F, White NJ, Luzzatto L. Primaquine-induced haemolysis in females  
465 heterozygous for G6PD deficiency. *Malar J* 2018; **17**(1): 101.
- 466 28. Thriemer K, Poespoprodjo JR, Kenangalem E, et al. The risk of adverse clinical outcomes  
467 following treatment of Plasmodium vivax malaria with and without primaquine in Papua, Indonesia.  
468 *PLoS Negl Trop Dis* 2020; **14**(11): e0008838.
- 469 29. Dern RJ, Beutler E, Alving AS. The hemolytic effect of primaquine. II. The natural course of the  
470 hemolytic anemia and the mechanism of its self-limited character. *J Lab Clin Med* 1954; **44**(2): 171-6.

471



472 **Research in Context**

473 **Evidence before this study**

474 Primaquine has been used since the 1950s for preventing relapses of *Plasmodium vivax* malaria but has the  
475 potential to cause severe haemolysis, particularly in patients with glucose-6-phosphate dehydrogenase  
476 (G6PD) deficiency. We did two systematic reviews to examine the definitions, frequency, timing, clinical  
477 nature, management and outcomes of primaquine-induced haemolysis. In the first of two reviews, we  
478 examined all studies in the WorldWide Antimalarial Resistance Network (WWARN) “vivax surveyor”  
479 repository (previously registered at PROSPERO) and extracted all clinical trials published between January  
480 1, 1990 and August 23, 2021 in which patients with *Plasmodium vivax* malaria were treated with either  
481 partial or fully supervised primaquine therapy commencing within 7 days of blood schizontocidal therapy  
482 and lasting for at least 5 days’ duration. Studies not reporting adverse events were excluded. In the second  
483 review, we searched PubMed, Web of Science, Embase and the Cochrane Central Database without  
484 language restrictions from January 1, 1940 to May 20, 2020 for studies reporting severe primaquine-  
485 associated haemolysis using the terms vivax and (hospital\* or renal or dialysis or transfusion or severe or  
486 serious or haemolysis or hemolysis or fatal or death or died or methemoglobin\* or methaemoglobin\* or  
487 ‘cerebral complicat\*’ or convuls\* or unconscious\* or prostrat\* or ‘kidney injury’ or ‘renal failure’ or ‘renal  
488 impairment’ or hemoglobinuria or haemoglobinuria or ‘circulatory collapse’ or shock or jaundice or  
489 hyperbilirubinemia or hyperbilirubinaemia or ‘hepatic dysfunction’ or ‘liver dysfunction’ or bleeding or  
490 hemorrhage or haemorrhage or thrombocytopenia or thrombocytopaenia or ‘disseminated intravascular  
491 coagulation’ or DIC or ‘acute respiratory distress syndrome’ or ARDS or ‘pulmonary edema’ or ‘pulmonary  
492 oedema’ or ‘metabolic acidosis’ or hyperlactat\* or ‘severe anemia’ or ‘severe anaemia’ or hypoglycemia or  
493 hypoglycaemia or complicat\*). We also searched the WWARN repository of *P. vivax* clinical trials as well  
494 as conference proceedings and reference lists of identified articles. The first review yielded 70 trials (124  
495 treatment arms, 9,824 patients treated with primaquine) and the second review yielded 21 studies reporting  
496 individualised data on patients with potential primaquine-associated haemolysis. National and subnational

497 guidelines for primaquine radical cure of vivax malaria vary markedly in different locations because of  
498 differences in the perceived risk of primaquine-associated haemolysis and adverse consequences of vivax  
499 malaria relapses. Some countries and territories omit primaquine altogether. There is no standardised  
500 definition of serious or life-threatening primaquine-associated haemolysis, making comparisons of the  
501 frequency of this feared outcome across different endemic locations difficult.

502

### 503 **Added value of this study**

504 Our first review provides the first population-level estimate of the frequency of severe primaquine-  
505 associated haemolysis requiring hospitalisation or blood transfusion of 107 per 100,000 patients with  
506 normal G6PD activity treated with primaquine for vivax malaria. It also highlights a wide spectrum of  
507 definitions used to classify haemolytic events as serious, many of which did not have important attendant  
508 clinical outcomes. Our second review provides an exhaustive summary of severe primaquine-associated  
509 haemolytic events reported in the medical literature. In total there have been 163 cases requiring  
510 hospitalisation for haemolysis after primaquine for vivax malaria and 7 deaths, 5 of which occurred in  
511 patients with known G6PD deficiency. Our review demonstrates that the first symptoms or signs of  
512 impending severe haemolysis typically occur on day two or three of treatment and that need for  
513 hospitalisation is delayed by a further one to two days.

514

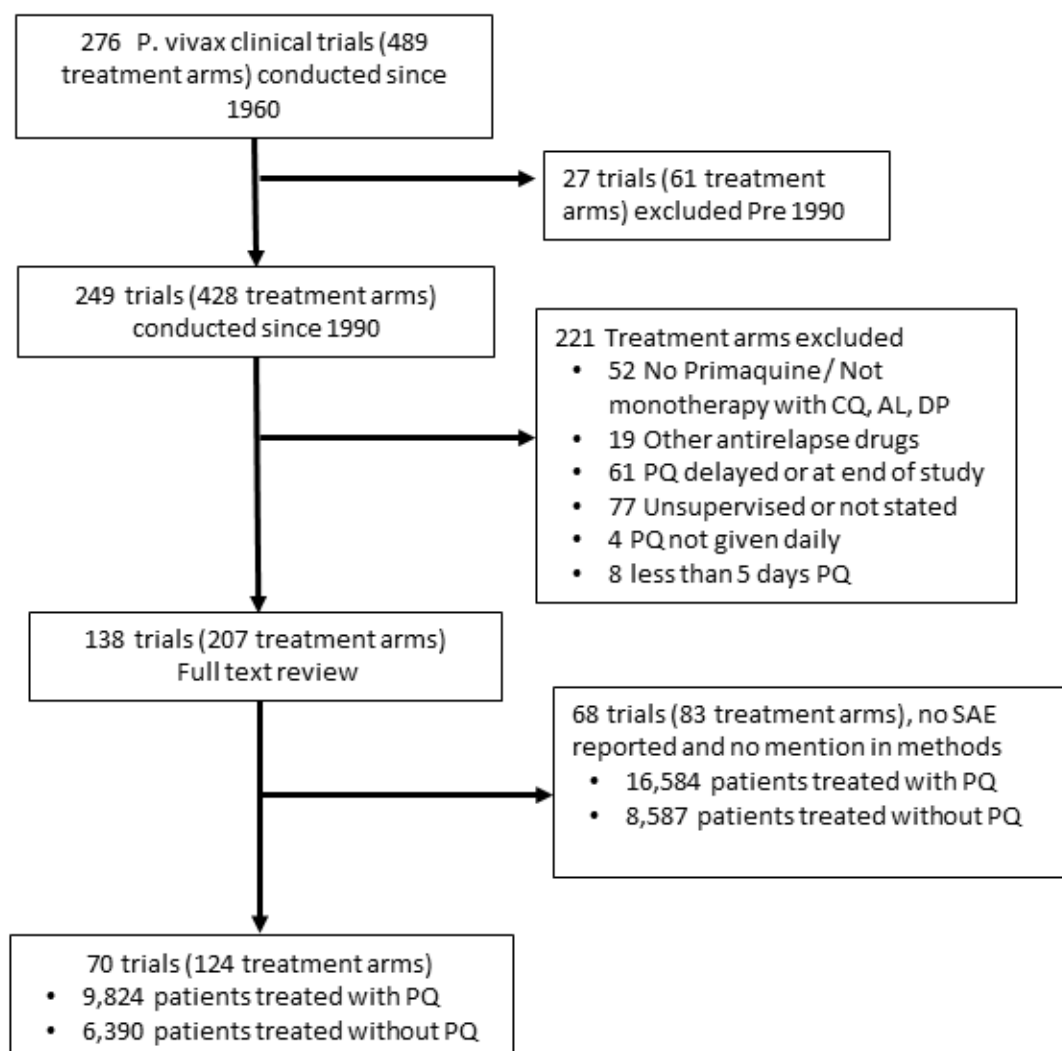
### 515 **Implications of all the available evidence**

516 Severe primaquine-associated haemolysis is very rare but can be fatal. Since need for hospitalisation is  
517 typically delayed with respect to symptom onset, clinical review within 5 days of initiation of treatment  
518 could facilitate detection of impending severe haemolysis and enable remedial action. Definitions of serious  
519 primaquine-associated haemolysis need to be standardised so that rates of haemolysis can be compared

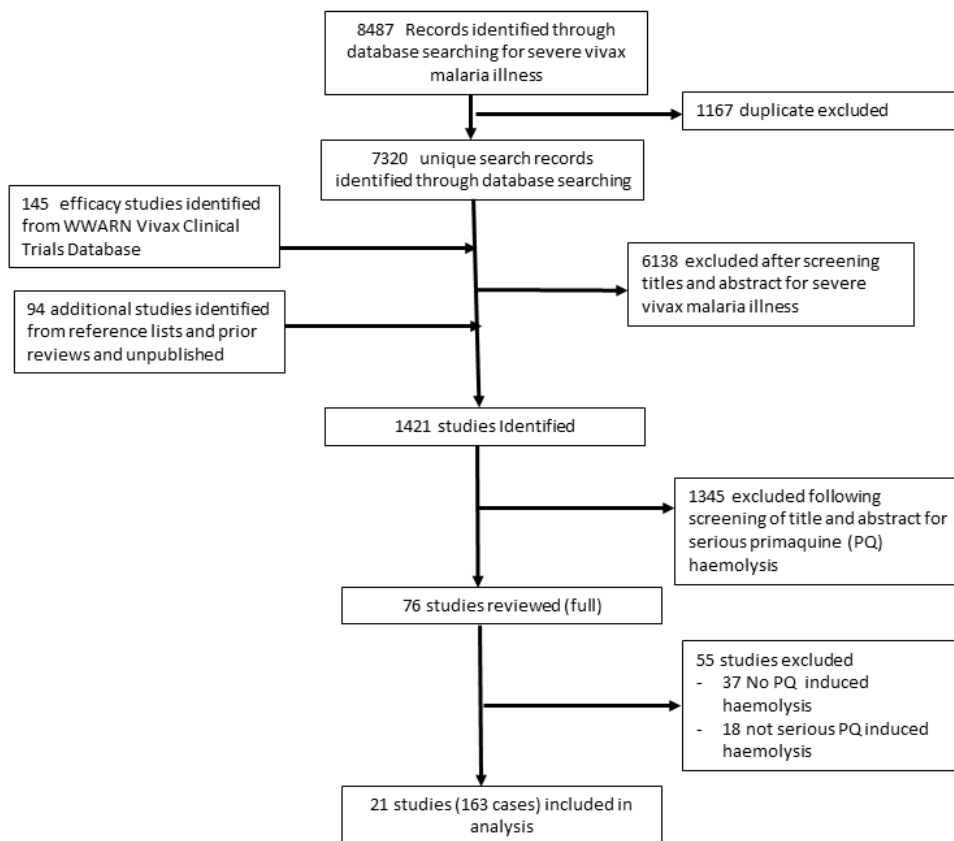
520 across different endemic locations. A practicable point-of-care test for G6PD deficiency would increase the  
521 safety of primaquine use but would not negate the need for improved, standardised pharmacovigilance.

522

## 523 Figures



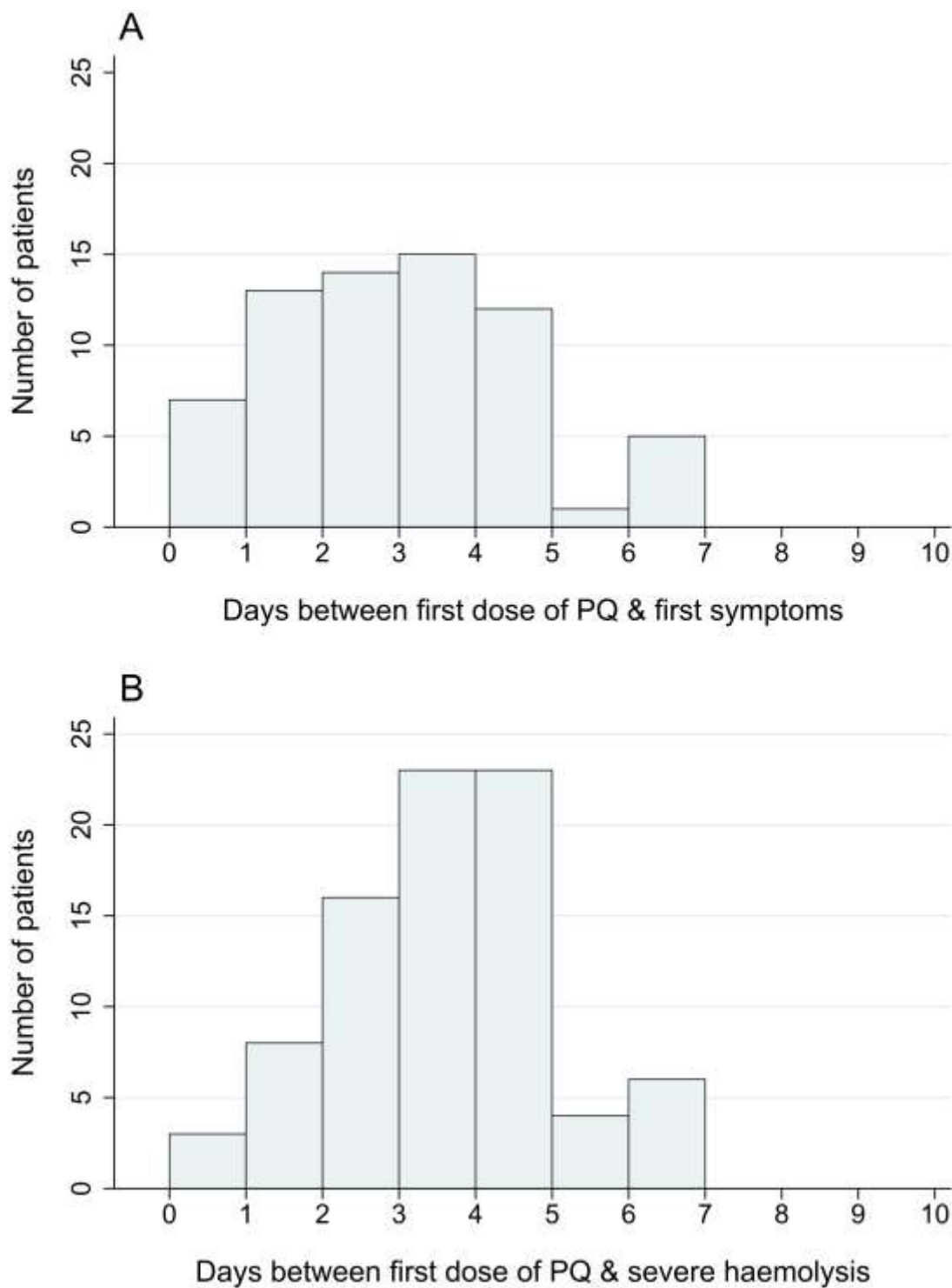
524



525

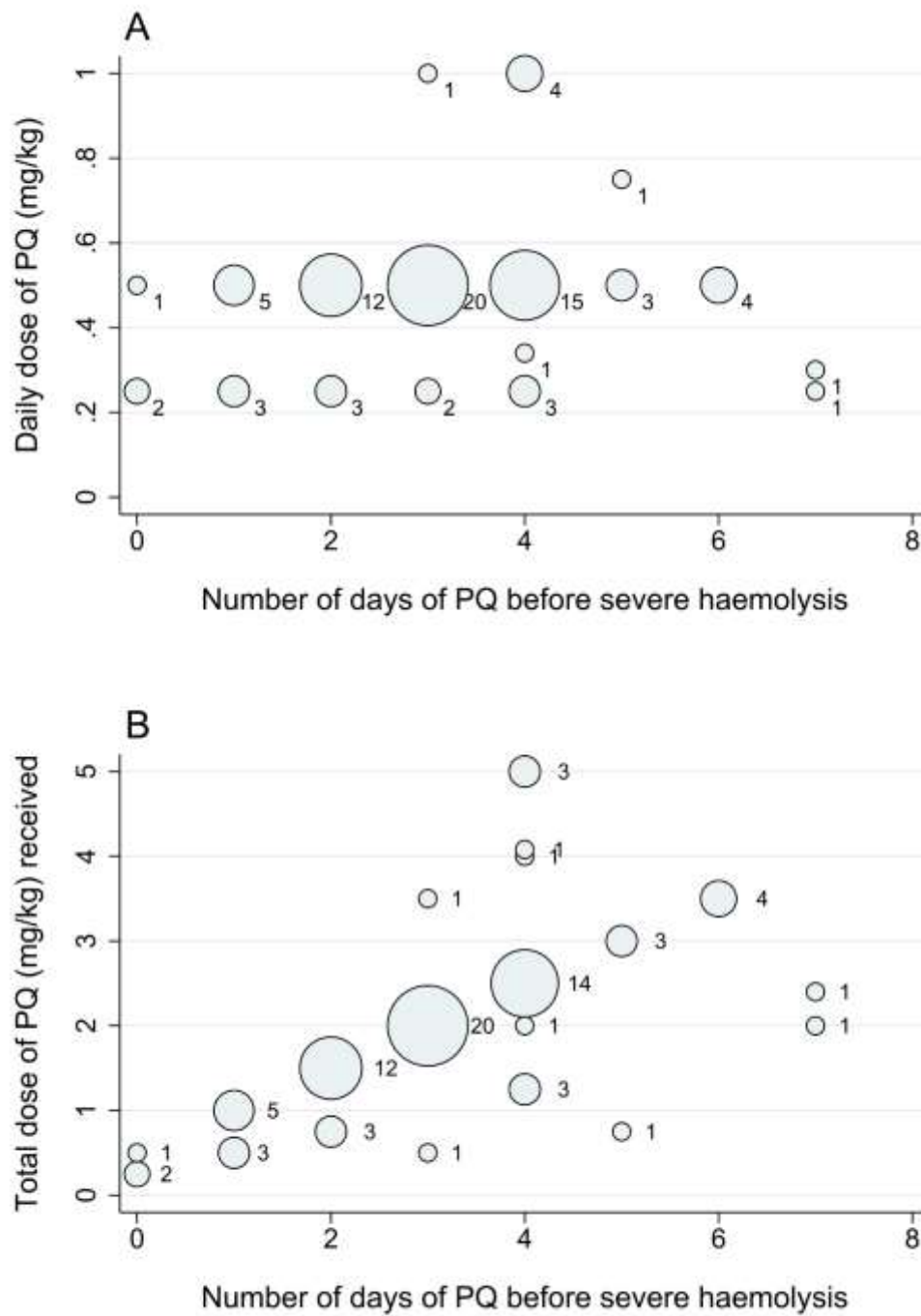
526 **Figure 1. Data extraction process for A) Review of SAEs in clinical trials and B) Review of severe**

527 **PQ-associated haemolysis**



528

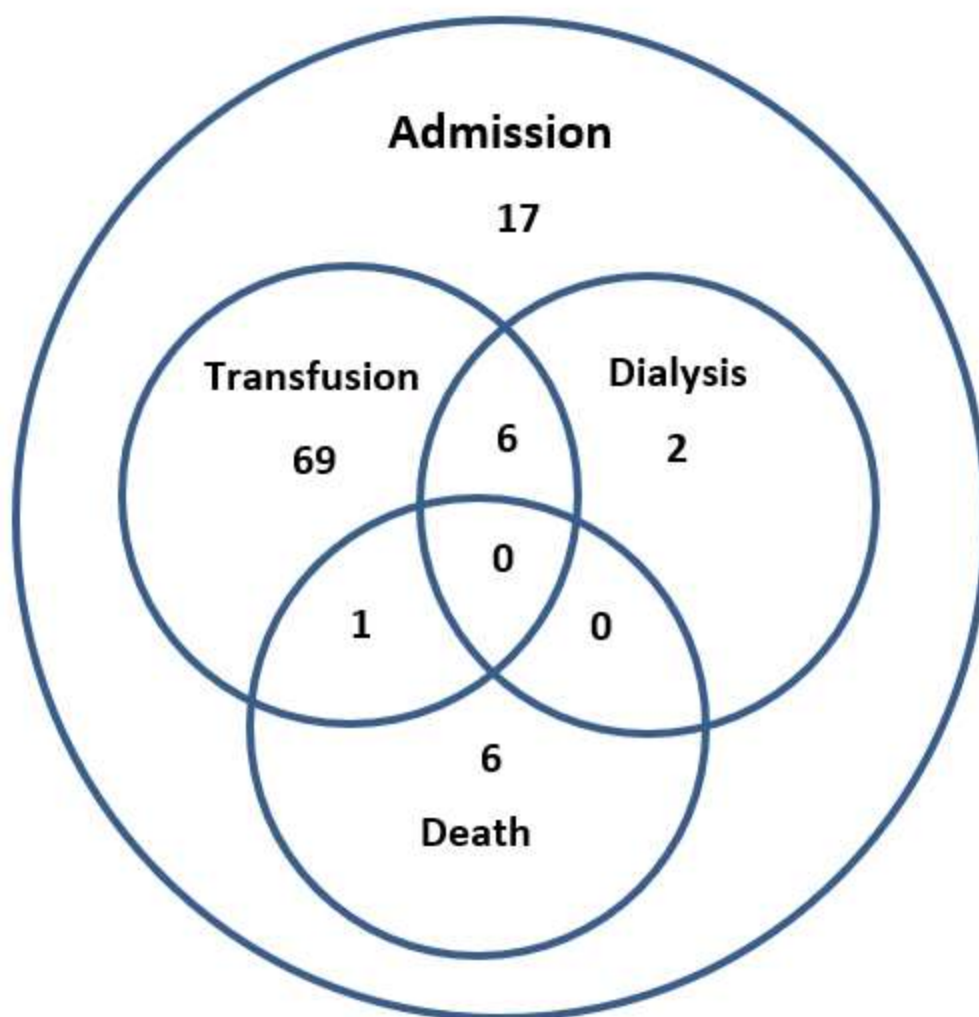
529 **Figure 2. Timing of the first symptoms of haemolysis (A) and onset of severe haemolysis (B) after**  
530 **commencing PQ**



531

532 **Figure 3. Timing of hospital admission with severe PQ-associated haemolysis according to the daily**  
533 **dose of PQ (A) and total PQ dose administered at that time (B).**

534 Footnote: Size and label of each dot indicates the number of events. Data restricted to 101 probable and  
535 possible cases of severe PQ-associated haemolysis



536

537 **Figure 4. Outcomes following severe PQ-associated haemolysis**

538 Data restricted to 101 probable and possible cases of severe PQ-associated haemolysis

539

540