

# 1 The relationship between mental health, sleep quality, and 2 the immunogenicity of COVID-19 vaccinations

3 Short title: Mental health, sleep, and COVID-19 vaccinations

4 Isabell Wagenhäuser<sup>1,2</sup>; Julia Reusch<sup>1,2</sup>; Alexander Gabel, PhD<sup>1</sup>; Juliane Mees, MSc<sup>1</sup>; Helmut  
5 Nyawale, MD<sup>3,4</sup>; Anna Frey, MD<sup>2</sup>; Thiên-Trí Lâm, MD<sup>4</sup>; Alexandra Schubert-Unkmeir, MD<sup>4</sup>;  
6 Lars Dölken, MD<sup>5</sup>; Oliver Kurzai, MD<sup>4,6</sup>; Stefan Frantz, MD<sup>2</sup>; Nils Petri, MD<sup>2</sup>; Manuel Krone,  
7 MD, MScPH<sup>1,4</sup>; Lukas B. Krone, MD, PhD<sup>7,8,9</sup>

8 <sup>1</sup> Infection Control and Antimicrobial Stewardship Unit, University Hospital Würzburg,  
9 Würzburg, Germany

10 <sup>2</sup> Department of Internal Medicine I, University Hospital Würzburg, Würzburg, Germany

11 <sup>3</sup> Department of Microbiology and Immunology, Weill Bugando School of Medicine, Catholic  
12 University of Health and Allied Sciences, Mwanza, Tanzania

13 <sup>4</sup> Institute for Hygiene and Microbiology, Julius-Maximilians-Universität Würzburg, Würzburg,  
14 Germany

15 <sup>5</sup> Institute for Virology and Immunobiology, Julius-Maximilians-Universität Würzburg,  
16 Würzburg, Germany

17 <sup>6</sup> Leibniz Institute for Natural Product Research and Infection Biology – Hans-Knoell-Institute,  
18 Jena, Germany

19 <sup>7</sup> Department of Physiology, Anatomy and Genetics, University of Oxford, Oxford, UK

20 <sup>8</sup> Sir Jules Thorn Sleep and Circadian Neuroscience Institute, University of Oxford, Oxford,  
21 UK

22 <sup>9</sup> University Hospital of Psychiatry and Psychotherapy, University of Bern, Bern, Switzerland

NOTE: This preprint reports new research that has not been certified by peer review and should not be used to guide clinical practice.

23

24 Corresponding author:

25 Lukas B. Krone

26 University Hospital of Psychiatry and Psychotherapy

27 Murtenstrasse 21, 3008 Bern, Switzerland

28 Phone: +44 (0) 7397 291184

29 E-mail: [lukas.krone@dpag.ox.ac.uk](mailto:lukas.krone@dpag.ox.ac.uk)

30

31 Word count: 3,828

32 Number of References: 46

33

34

35 Conflicts of Interest

36 Manuel Krone receives honoraria from GSK and Pfizer outside the submitted work. All other  
37 authors declare no potential conflicts of interest.

38

39 Author contributions

40 All authors had unlimited access to all data. Isabell Wagenhäuser, Julia Reusch, Nils Petri,  
41 Manuel Krone, and Lukas B. Krone take responsibility for the integrity of the data and the  
42 accuracy of the data analysis.

43 *Conception and design:* Thiên-Trí Lâm, Anna Frey, Alexandra Schubert-Unkmeir, Lars Dölken,  
44 Oliver Kurzai, Stefan Frantz, Nils Petri, Manuel Krone, Lukas B. Krone.

45 *Trial management:* Isabell Wagenhäuser, Julia Reusch, Juliane Mees, Nils Petri, Manuel  
46 Krone.

47 *Laboratory analysis:* Isabell Wagenhäuser, Julia Reusch, Juliane Mees, Helmut Nyawale.

48 *Statistical analysis:* Isabell Wagenhäuser, Alexander Gabel, Juliane Mees, Manuel Krone,  
49 Lukas B. Krone.

50 *Obtained funding:* Oliver Kurzai, Manuel Krone, Lukas B. Krone.

51 *First draft of the manuscript:* Isabell Wagenhäuser, Lukas B. Krone.

52 The manuscript was reviewed and approved by all the authors.

53 Abstract

54 Sleep modulates the immune response and sleep loss can reduce the immunogenicity of  
55 certain vaccinations. Vice versa immune responses impact sleep. We aimed to investigate the  
56 influence of mental health and sleep quality on the immunogenicity of COVID-19 vaccinations  
57 and, conversely, of COVID-19 vaccinations on sleep quality.

58 The prospective CoVacSer study monitored mental health, sleep quality, and  
59 Anti-SARS-CoV-2-Spike IgG titres in a cohort of 1,082 healthcare workers from the 29<sup>th</sup> of  
60 September 2021 to the 19<sup>th</sup> of December 2022. Questionnaires and blood samples were  
61 collected before, 14 days, and three months after the third COVID-19 vaccination. In 154  
62 participants the assessments were also conducted before and 14 days after the fourth  
63 COVID-19 vaccination.

64 Healthcare workers with psychiatric disorders had slightly lower Anti-SARS-CoV-2-Spike IgG  
65 levels before the third COVID-19 vaccination. However, this effect was mediated by higher  
66 median age and body mass index in this subgroup. Antibody titres following the third and fourth  
67 COVID-19 vaccination ('booster vaccinations') were not significantly different between  
68 subgroups with and without psychiatric disorders. Sleep quality did not affect the humoral  
69 immunogenicity of the COVID-19 vaccinations. Moreover, the COVID-19 vaccinations did not  
70 impact self-reported sleep quality.

71 Our data suggests that in a working population neither mental health nor sleep quality  
72 relevantly impact the immunogenicity of COVID-19 vaccinations and that COVID-19  
73 vaccinations are not a precipitating factor for insomnia. The findings from this large-scale  
74 real-life cohort study will inform clinical practice regarding the recommendation of COVID-19  
75 booster vaccination for individuals with mental health and sleep problems.

76

77 Key words

78 COVID-19 vaccination, immune response, psychiatric disorders, system consolidation, sleep

79 function, sleep regulation

80

## 81 Introduction

82 The immunogenicity of vaccinations is modulated by a plethora of physiological and  
83 behavioural influences (Zimmermann & Curtis, 2019). A bidirectional relationship between  
84 sleep and immune function is well established (Besedovsky et al., 2019). Sleep can modulate  
85 the cellular and humoral response to vaccinations (Lange et al. 2011). Vice versa, vaccinations  
86 can impact sleep (Sharpley et al., 2016) and immune system activation might be involved in  
87 the pathophysiological hyperarousal of insomnia patients (Riemann et al., 2020; Riemann et  
88 al., 2010).

89 Previous work on the impact of sleep on immunogenicity of different vaccinations has found  
90 that experimental sleep restriction and sleep deprivation as well as habitual short sleep impair  
91 the humoral immune response following influenza, hepatitis A, and hepatitis B vaccinations  
92 (Rayatdoost et al., 2022). The most extensive study monitored antibody levels for one year  
93 over a course of three vaccinations against hepatitis A and showed that whole night of sleep  
94 deprivation after each of the vaccinations significantly reduced antibody levels in the short and  
95 long term (Lange et al., 2011), supporting previous findings of reduced hepatitis A antibody  
96 levels four weeks after a single hepatitis A vaccination was followed by experimental sleep  
97 deprivation (Lange et al., 2003). However, for other vaccines the effects of sleep deprivation  
98 are less clear. Volunteers undergoing six days of bedtime restriction around a seasonal  
99 influenza vaccination had only half of the antibody levels at 10 days post vaccination compared  
100 to normally sleeping volunteers, but 3-4 weeks following the sleep restriction antibody levels  
101 no longer differed between groups (Spiegel et al., 2002). Similarly, one night of sleep  
102 deprivation following an influenza H1N1 vaccination impacted the antibody levels only in the  
103 five-day follow up in males and while there was no difference to controls in females or males  
104 at later time points (Benedict et al., 2012). The relationship between short sleep and reduced  
105 vaccination response was corroborated by two studies investigating the effect of sleep habits  
106 immunogenicity of hepatitis B (Prather et al., 2012) and a tetravalent influenza vaccination  
107 (Prather et al., 2021). However, in both studies neither sleep efficiency nor sleep quality  
108 mediated antibody levels. Similarly, sleep disruptions due to obstructive sleep apnoea did not

109 affect antibody levels (Dopp et al., 2007). If sleep disorders impact vaccination immunogenicity  
110 also remains unclear following a study on influenza vaccination in insomnia patients (Taylor et  
111 al., 2017). This study found lower antibody levels in insomnia patients at baseline and after the  
112 vaccination as well as some indications from exploratory analyses that insomnia and the  
113 Pittsburgh Sleep Quality Index (PSQI) might mediate the vaccination response (Buysse et al.,  
114 1989). However, the main analysis showed no interaction effect between the time point (before  
115 vs. after vaccination) and the group (insomnia vs. controls).

116 The COVID-19 vaccination has become a key prevention tool in the ongoing COVID-19  
117 pandemic (Benenson et al., 2021). It has been speculated that poor sleep quality may impair  
118 the COVID-19 vaccination derived humoral immune response (Kow & Hasan, 2021; Zhu et al.,  
119 2021), particularly in individuals with psychiatric disorders (Mazereel et al., 2021). However,  
120 data on the relationship between sleep and immunogenicity of COVID-19 vaccinations is still  
121 sparse. To our knowledge, currently the first has recently been conducted in a small cohort of  
122 Greek healthcare workers (HCWs) (Athanasίου et al., 2023). Surprisingly, night shifts two days  
123 before or one day after COVID-19 vaccination did not affect antibody levels. However, the  
124 Athens Insomnia Scale (AIS) (Soldatos et al., 2000) and the PSQI predicted antibody levels  
125 after the first and second vaccination (Athanasίου et al., 2023), yet to a smaller degree than  
126 other established factors such as age and smoking. Considering that the study participants  
127 were assessed during the peak of the COVID-19 pandemic and severely sleep deprived with  
128 an average sleep duration of only six hours per night, it remains unclear if the effects were  
129 mediated by sleep duration, sleep quality or other factors such as mental health.

130 Mental health, however, is another important aspect to consider in the vaccination response  
131 (Mazereel et al., 2021). Some mental health conditions, in particular major depressive disorder,  
132 can reduce vaccine efficacy (Xiao et al., 2022). Yet, the current evidence regarding the effect  
133 of psychiatric disorders on vaccine immunogenicity is heterogenous and data on the COVID-19  
134 vaccination is missing (Mazereel et al., 2021; Xiao et al., 2022). Considering that the COVID-19  
135 pandemic has now been ongoing for more than three years (Wu et al., 2020), and the novel  
136 mRNA-based vaccines (Baden et al., 2020; Polack et al., 2020) have been administered to

137 billions of individuals worldwide, it is surprising that the impact of sleep and mental health on  
138 the COVID-19 vaccine immunogenicity and the impact of the vaccination on sleep have not  
139 yet been studied in a large cohort.

140 We set out to use our large-scale real-life data of 1,082 HCWs undergoing their third and fourth  
141 COVID-19 vaccination (first and second booster vaccination) to address this question. The  
142 sample of HCWs is particularly relevant for vaccine recommendations as this population is, on  
143 one hand, highly exposed to SARS-CoV-2 and needs the best possible vaccination protection  
144 (Gross et al., 2021; Montgomery et al., 2021), but on the other hand, predisposed to poor sleep  
145 and mental stress due to their daily work (Anderson et al., 2012; Chang et al., 2013; Wolkow  
146 et al., 2015). We therefore tested in this sample if mental health and sleep quality affect the  
147 immune response following COVID-19 vaccination and, vice versa, whether the COVID-19  
148 vaccination affects sleep quality.

149

150



## 151 2 Methods

### 152 2.1 Study setting

153 This project was part of the CoVacSer cohort study which investigates prospectively the  
154 SARS-CoV-2 immunity, quality of life, and ability to work in HCWs after COVID-19 vaccination  
155 and/or SARS-CoV-2 infection. Inclusion criteria for study enrolment were: (i) age  $\geq$  18 years,  
156 (ii) written consent form, (iii) 14 days minimum interval after the first polymerase chain reaction  
157 (PCR) confirmed SARS-CoV-2 infection and/or at least one dose of COVID-19 vaccination  
158 independent of vaccination regime, (iv) employment in healthcare sector. Individuals that  
159 received vaccines without European Medicines Agency (EMA) authorisation during the data  
160 collection period were excluded from the data analysis according to the study  
161 protocol.(European Medicines Agency (EMA), 2023)

### 162 2.2 Data collection

163 The data was collected between the 29<sup>th</sup> of September 2021 to the 19<sup>th</sup> of December 2022.  
164 Analysis was performed based on the vaccination status:

- 165 (A) third mRNA-based COVID-19 vaccination (first booster dose)
- 166 (B) fourth mRNA-based COVID-19 vaccination (second booster dose)

167 The following COVID-19 vaccines were used:

- 168 i. monovalent BNT162b2mRNA (Comirnaty, BioNTech/Pfizer, Mainz/Germany, New  
169 York/USA; full dose 30 $\mu$ g mRNA)
- 170 ii. mRNA-1273 (Spikevax, Moderna, Cambridge/USA; half dose 50g mRNA as booster  
171 dose following the recommendations of the German constant vaccination committee  
172 (STIKO) (Robert Koch-Institut (RKI), 2021)
- 173 iii. bivalent BNT162b2 mRNA Original/Omicron BA.1 (Comirnaty Original/Omicron BA.1,  
174 BioNTech/Pfizer, Mainz/Germany, New York/USA)
- 175 iv. bivalent BNT162b2 mRNA Original/Omicron BA.4-5 (Comirnaty Original/Omicron  
176 BA.4-5, BioNTech/Pfizer, Mainz/Germany, New York/USA)

177 The study participants submitted the CoVacSer study survey with a corresponding serum  
178 blood sample at each participation date, which were defined in the study protocol:

- 179 1. **pre-vaccination** baseline assessment before the respective COVID-19 booster  
180 vaccine administration
- 181 2. assessment 14 to 30 days after each booster vaccination, referred to as **14-days**  
182 **post-vaccination participation.**
- 183 3. follow-up assessment 60 to 120 days after booster vaccination, referred to as **3-month**  
184 **follow-up.**

185 Because most participants who received a fourth vaccination dose were vaccinated less than  
186 three months before the end date of the data collection period, the 3-month follow-up data was  
187 only analysed for the third COVID-19 vaccination.

188 The CoVacSer study survey includes socio-demographic aspects and individual risk factors,  
189 containing the World Health Organisation Quality of Life (WHOQOL-BREF) questionnaire as  
190 well as the Work Ability Index (WAI) (Gholami et al., 2013; Skevington, 1999; van den Berg et  
191 al., 2009).

192 The ability to enjoy life, the ability to concentrate, energy for everyday life, and acceptance of  
193 one's own appearance were asked in the categories "not at all", "a little", "average", "quite" and  
194 "extremely". Satisfaction with the ability to cope with everyday life, self-satisfaction, satisfaction  
195 with sexual life, as well as the quality of sleep were queried in the categories "very dissatisfied",  
196 "dissatisfied", "neither satisfied nor dissatisfied", "satisfied", and "very satisfied". The frequency  
197 of occurrence of negative feelings in the frequency intervals "never", "not often", "occasionally",  
198 "often", and "always". Participants were instructed to rate all items for 14-days period prior to  
199 the respective assessment date.

200 For the analysis on the impact of mental health on vaccine immunogenicity, study participants  
201 without psychiatric disorders were compared to those who indicated to have a psychiatric  
202 disorder. To determine whether or not participants had a psychiatric disorder, the questionnaire  
203 entry 14 days after the third or fourth vaccination was used. For the analysis of the effect of

204 sleep quality on the humoral immunogenicity of the COVID-19 vaccination, the sleep quality  
205 reported at the 14-days assessment after vaccination was used, as this refers to the time span  
206 immediately following the vaccination.

207 Only blood samples with a signed written consent form and a completed linked questionnaire  
208 were considered. REDCap (Research Electronic Data Capture, [projectredcap.org](http://projectredcap.org)) was used  
209 as technological platform for the questionnaire recording (Harris et al., 2019; Harris et al.,  
210 2009). In the context of pseudonymisation, blood samples were assigned to the study survey  
211 based on date of birth and dates of COVID-19 vaccination.

212 Most HCWs were recruited from a single tertiary hospital in Germany, the University Hospital  
213 Würzburg, along with some HCWs from surrounding hospitals and medical surgeries.

### 214 2.3 SARS-CoV-2 IgG ELISA

215 The measurement of Anti-SARS-CoV-2-Spike IgG levels was performed using the SERION  
216 ELISA *agile* SARS-CoV-2 IgG (SERION diagnostics, Würzburg, Germany) as an enzyme  
217 linked immunoassay. Detected extinction values were converted to Serion IgG units per ml  
218 (U/ml) as producer specific units in use of the software easyANALYSE (SERION diagnostics).  
219 Consequently, the internationally established unit Binding Antibody Units per ml (BAU/ml) were  
220 calculated using the factor 2.1 in accordance with manufacturer's information. For the  
221 measurement of Anti-SARS-CoV-2-Spike-IgG levels beyond the maximum limit of 250 U/ml  
222 (>525 BAU/mL), a dilution series containing dilution factors both 10 and 100 was conducted  
223 consistent with previous studies (Krone et al., 2021; Perkmann et al., 2021).

### 224 2.4 Ethical approval

225 The study protocol was approved by the Ethics committee of the University of Würzburg in  
226 accordance with the Declaration of Helsinki (file no. 79/21).

### 227 2.5 Statistics

228 Data analysis was performed using GraphPad Prism 9.5.1 (GraphPad Software, San Diego,  
229 CA, USA). For categorical variables the statistical significance levels were calculated using

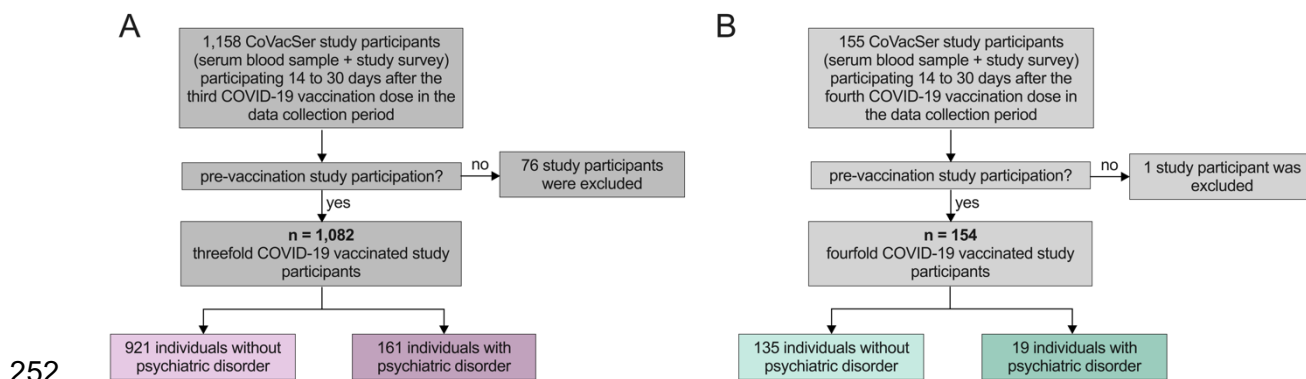
230 Fisher's exact tests (gender composition of the study cohort in total and separated by mental  
231 health status). For Anti-SARS-CoV-2-Spike IgG levels separated by psychiatric disorder status  
232 the statistical significance levels were calculated using the Mann-Whitney U test. The  
233 correlation of sleep quality and Anti-SARS-CoV-2-IgG levels was performed using a  
234 Spearman-Rank correlation. A multiple regression model was used to evaluate the effect of  
235 gender, age, BMI, smoking, SARS-CoV-2 convalescence, number of individuals living within  
236 the same household, and days since the last COVID-19 immunising event at the baseline study  
237 participation on Anti-Spike-SARS-CoV-2 IgG levels. The two-tailed significance level  $\alpha$  was set  
238 to 0.05.

### 239 3 Results

#### 240 3.1 Participant recruitment and characterisation of the study population

241 From 29<sup>th</sup> of September 2021 to the 19<sup>th</sup> of December 2022, 1,158 CoVacSer study participants  
242 submitted a serum blood sample along with the study questionnaire 14 to 30 days after their  
243 third COVID-19 vaccination. All individuals met the inclusion criteria. 76 participants were  
244 excluded because they had not participated in the study prior to the third vaccination, so the  
245 third COVID-19 vaccination cohort consisted of 1,082 HCWs. Of the 155 HCWs who  
246 participated 14 to 30 days after the fourth COVID-19 vaccination, one HCW was excluded due  
247 to missing baseline participation prior to the fourth vaccination. 154 HCWs could be eventually  
248 included for the cohort of the fourth COVID-19 vaccination (*Figure 1*).

249 For the third and fourth vaccination, assessments before and 14 days after the COVID-19  
250 vaccination were conducted in all participants that received the respective vaccination. The  
251 3-month follow-up after the third vaccination could be conducted in 785 (72.6%) individuals.



252  
253 **Figure 1:** Recruitment of study participants

254 A) Third COVID-19 vaccination. B) Fourth COVID-19 vaccination.

255

256 In the cohort of the **third COVID-19** vaccination (n=1,082 individuals), 86.0% (921) participants  
257 reported no, 14.0% (161) reported at least one psychiatric disorder. Separated by underlying  
258 psychiatric disorder, there was no significant difference in terms of gender composition, yet a  
259 clear trend towards a higher prevalence of psychiatric disorders in women (p=0.051, Fisher's

260 exact test, *Table 1*). HCWs with psychiatric disorders were on average older and had a higher  
 261 body weight (both  $p < 0.001$ , Mann-Whitney U test, *Table 1*) compared to those without  
 262 psychiatric disorders, in line with the high comorbidity rates between obesity and mental health  
 263 disorders (Avila et al., 2015). They also lived with fewer people in the same household ( $p = 0.02$ ,  
 264 Mann-Whitney U test. We found no significant difference in the proportion of smokers among  
 265 individuals with or without psychiatric disorders ( $p = 0.40$ , Mann-Whitney U test; *Table 1*). In  
 266 addition, the questionnaire assessment showed that participants with psychiatric disorders are  
 267 less able to enjoy their lives, less able to concentrate, have less energy for daily life, lower  
 268 self-acceptance of their appearance, an impaired ability to cope with everyday life, less  
 269 self-satisfaction, lower satisfaction with their sexual life, and have more often negative feelings  
 270 (all  $p < 0.001$ , Mann-Whitney U test, Supplementary table 1).

271

study participants threefold COVID-19 vaccinated								
		mentally healthy (n=921)		underlying psychiatric disorder (n=161)		total (N=1,082)		p
		absolute	relative	absolute	relative	absolute number	relative number	
gender	female	761	82.6%	143	88.8%	904	83.5%	0.051
	male	160	17.4%	18	11.2%	178	16.5%	
age [years]		41 (31-52)		49 (37-58)		42 (31-54)		$p < 0.001$
BMI [kg/m <sup>2</sup> ]		23.7 (21.5-26.6)		25.5 (22.0-30.8)		23.8 (21.6-27.2)		$p < 0.001$
smoking individuals		323	35.1%	62	38.5%	385	35.6%	0.40
first post-vaccination participation: interval since third COVID-19 vaccination [days]		17 (15-20)		17 (15-21)		17 (15-20)		0.47
interval of the prior COVID-19 immunising event to the baseline participation [days]		236 (203-266)		236 (207-261)		236 (203-265)		0.75
number of SARS-CoV-2 convalescent individuals		30	3.3%	14	8.7%	44	4.1%	0.0013
household members [absolute number]		2 (2-3)		3 (1-3)		2 (2-3)		0.02

272 **Table 1:** Characterisation of the subgroups without and with psychiatric disorders undergoing a third  
 273 COVID-19 vaccination.

274 Age, BMI, the interval since the last COVID-19 vaccination, intermission between the pre- and the initial  
 275 post-vaccination participation as well as the number of household members are reported as medians  
 276 with interquartile ranges in brackets. For each sub-cohort absolute numbers in the left, relative share in  
 277 the right column. BMI: body mass index.

278

279 In the cohort of the **fourth COVID-19 vaccination** (n=154 individuals), 87.7% (135)  
 280 participants reported no psychiatric disorder, 14.1% (19) HCWs reported at least one. In this  
 281 much smaller cohort, we found no significant difference in any of the demographic items.  
 282 However, again, individuals with psychiatric disorders tended to have a higher BMI (p=0.06,  
 283 Mann-Whitney U-test, *Table 2*). Consistent with their mental health status, participants with  
 284 psychiatric disorders indicated that they are less able to enjoy their lives, less able to  
 285 concentrate, have less energy for daily life, lower self-acceptance of their appearance, an  
 286 impaired ability to cope with everyday life, less self-satisfaction, and have more often negative  
 287 feelings (all p<0.001, Mann-Whitney U test, *Supplementary Table 2*) as well as reduced  
 288 satisfaction with their sexual life (p=0.0149, Mann-Whitney U test; *Supplementary Table 2*).

289

study participants fourfold COVID-19 vaccinated								
		mentally healthy (n=135)		underlying psychiatric disorder (n=19)		total (N=154)		p
		absolute	relative	absolute	relative	absolute	relative	
gender	female	110	81.5%	17	89.5%	127	82.4%	0.53
	male	25	18.5%	2	10.5%	27	17.5%	
age [years]		51 (36-57)		53 (45-59)		51 (37-58)		0.36
BMI [kg/m <sup>2</sup> ]		24.2 (21.6-28.0)		27.9 (21.5-33.1)		24.4 (21.6-28.3)		0.06
smoking individuals		50	37.0%	5	26.3%	55	35.7	0.45
first post-vaccination participation: interval since fourth COVID-19 vaccination [days]		20 (17-22)		17 (15-25)		20 (17-22)		0.20

<i>interval of the prior COVID-19 immunising event to the baseline participation [days]</i>	181 (116-193)		169 (96-185)		180 (112-191)		0.20
<i>number of SARS-CoV-2 convalescent individuals</i>	54	40.0%	4	21.1%	58	37.7	0.13
<i>household members [absolute number]</i>	2 (2-3)		2 (1-3)		2 (2-3)		0.32

290 **Table 2:** Characterisation of the subgroups without and with psychiatric disorders undergoing a  
 291 fourth COVID-19 vaccination

292 Age, BMI, the interval since the last COVID-19 vaccination, intermission between the pre- and the initial  
 293 post-vaccination participation as well as the number of household members are reported as medians  
 294 with interquartile ranges in brackets. For each sub-cohort absolute numbers in the left, relative share in  
 295 the right column. BMI: body mass index.

296

### 297 3.2 Influence of mental health on post-vaccination Anti-SARS-CoV-2 spike IgG levels

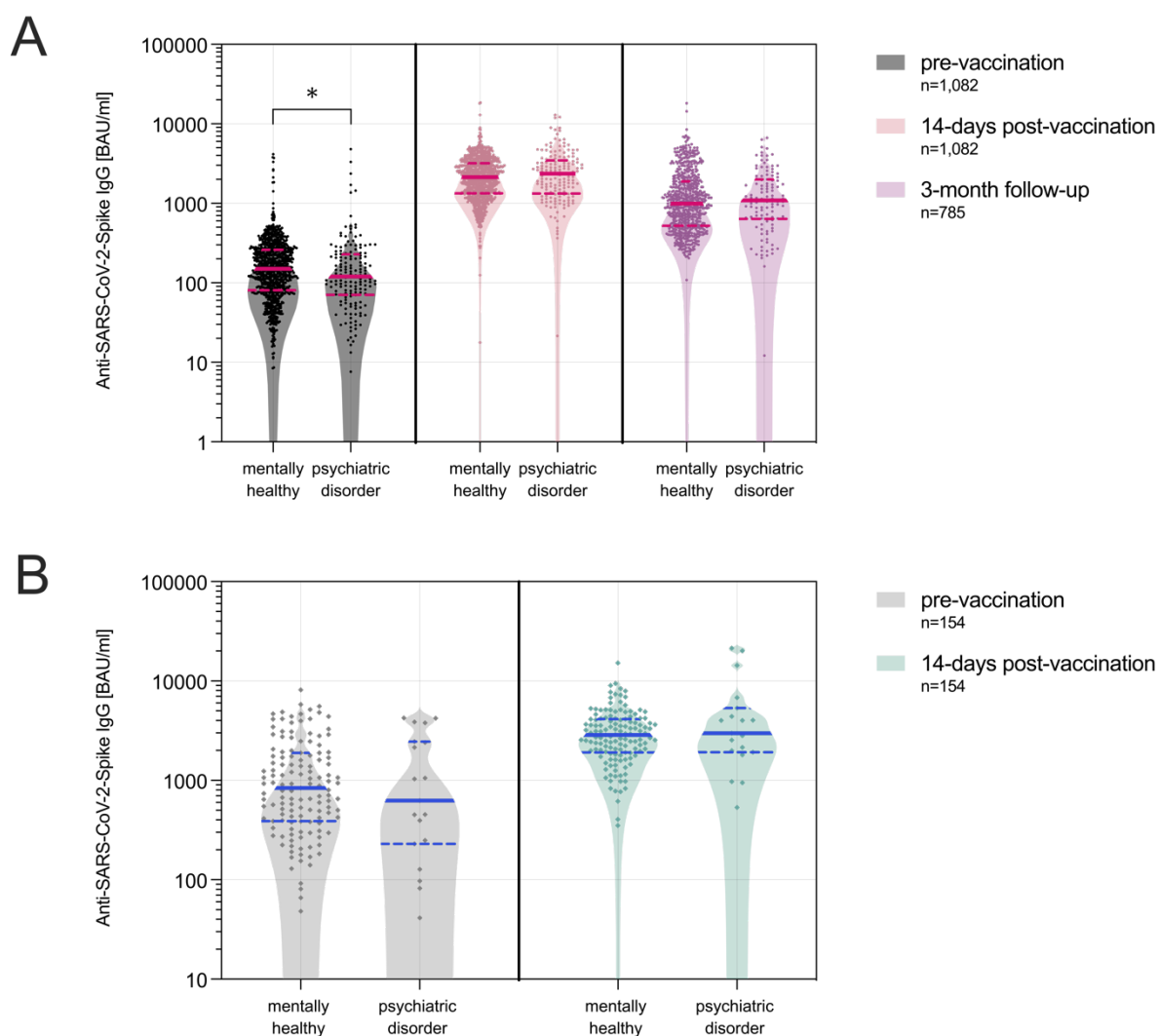
298 To address the question of whether mental health impacts the Anti-SARS-CoV-2 spike IgG  
 299 levels following COVID-19 vaccinations, we compared those study participants that reported  
 300 no psychiatric disorder with those that indicated a psychiatric disorder.

301 In the **third COVID-19 vaccination** cohort, the median Anti-SARS-CoV-2-Spike IgG levels at  
 302 baseline before the third vaccination were 149 (IQR:80 -259) BAU/ml for participants without  
 303 and 119 (IQR:70-228) BAU/ml for participants with a psychiatric disorder. Hence, at baseline  
 304 before the third vaccination, Anti-SARS-CoV-2-Spike IgG levels were significantly lower  
 305 among HCWs with underlying psychiatric disorder ( $p=0.02$ , Mann-Whitney U test), while there  
 306 was no significant difference in Anti-SARS-CoV-2-Spike IgG levels at the time points 14-days  
 307 ( $p=0.20$ , Mann-Whitney U test) and 3-month ( $p=0.56$ , Mann-Whitney U test) after the third  
 308 COVID-19 vaccination (*Figure 2A*). To investigate potential mediators for the significant  
 309 difference in Anti-SARS-CoV-2-Spike IgG levels between participants without and with  
 310 psychiatric disorders at baseline before the third COVID-19 vaccination, we performed an  
 311 explorative analysis using a multiple linear regression analysis. Age ( $p=0.03$ ), SARS-CoV-2  
 312 infection convalescence ( $p<0.0001$ ), and the interval between the last COVID-19 immunising  
 313 event (defined as latest administration of a COVID-19 vaccine or SARS-CoV-2 infection;



314  $p < 0.0001$ ) significantly affected the Anti-SARS-CoV-2-Spike IgG levels, with higher age,  
315 absence of previous infection, and longer intervals to the last immunising event predicting  
316 lower antibody titres. Importantly, an underlying psychiatric disorder did not significantly  
317 influence the humoral immune response ( $p = 0.69$ ).

318 In the **fourth COVID-19 vaccination** cohort, there was no significant difference in antibody  
319 titres at baseline ( $p = 0.59$ , Mann-Whitney U test) or 14 days after vaccination ( $p = 0.48$ ,  
320 Mann-Whitney U test) between participants without and with psychiatric disorders (*Figure 2B*).



321  
322 **Figure 2:** Anti-SARS-CoV-2-Spike IgG levels following COVID-19 booster vaccinations stratified by  
323 mental health status.

324 **A)** Anti-SARS-CoV-2-Spike IgG levels among HCWs before (pre-vaccination) and after (14-days and  
325 3-month follow up) the third COVID-19 vaccination. **B)** Anti-SARS-CoV-2-Spike IgG levels among HCWs  
326 before (pre-vaccination) and after (14-days) the fourth COVID-19 vaccination.

327 Anti-SARS-CoV-2-Spike IgG logarithmically scaled. BAU/ml: binding antibody units per millilitre.

328 Medians are indicated as horizontal bold line, quartiles as dotted lines.

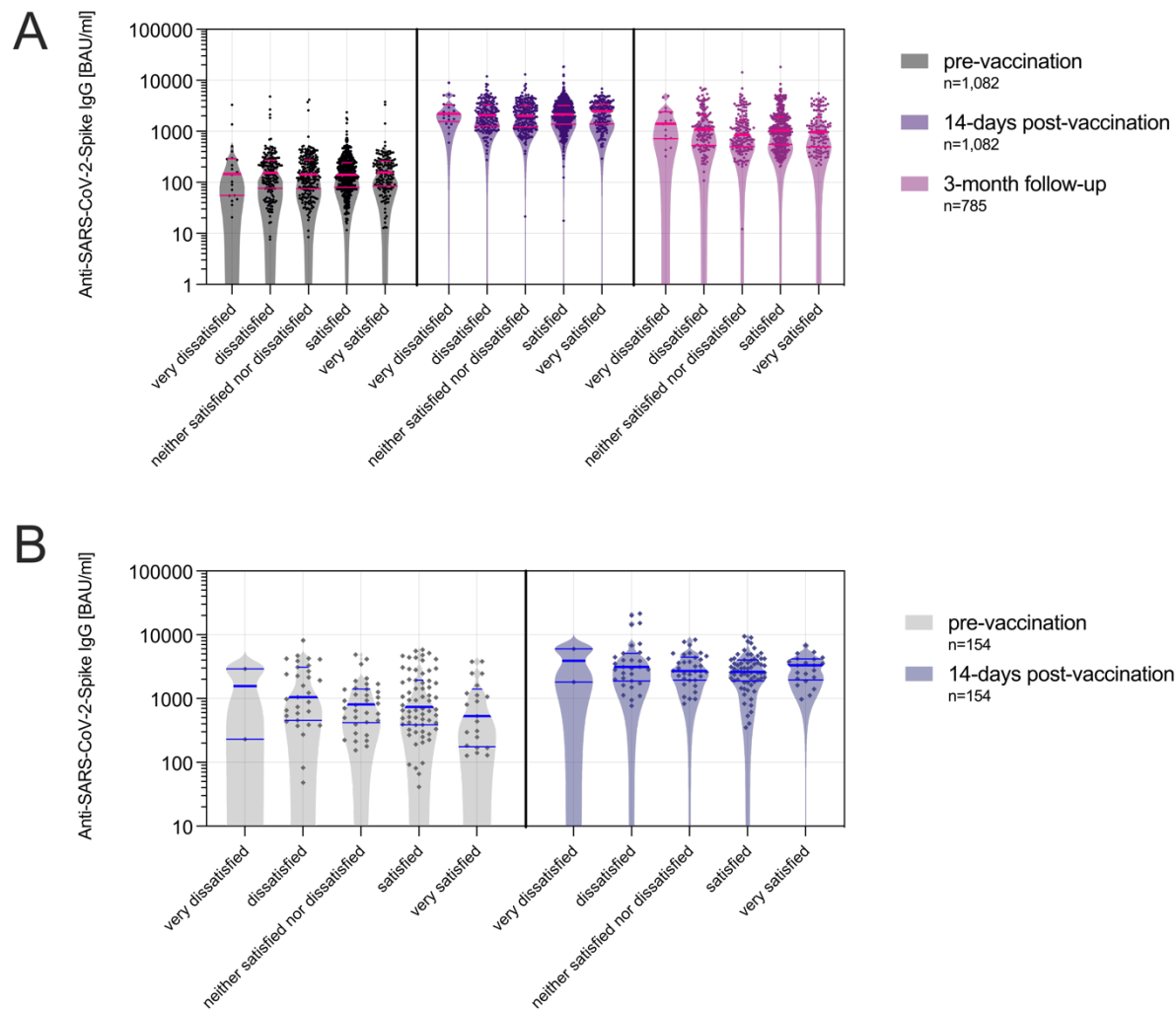
329 \*:  $p < 0.05$

330

331 3.3 Influence of sleep quality on post-vaccination Anti-SARS-CoV-2 spike IgG levels

332 We investigated the effect of sleep quality on Anti-SARS-CoV-2 spike IgG levels by comparing  
333 the antibody levels stratified by self-reported sleep quality.

334 In the **third vaccination** cohort, sleep quality and Anti-SARS-CoV-2-Spike IgG levels neither  
335 correlated pre-vaccination ( $p=0.93$ ,  $r=0.002$ , Spearman correlation), 14-days ( $p=0.23$ ,  $r=0.04$ ,  
336 Spearman correlation) nor 3-month post-vaccination ( $p=0.73$ ,  $r=-0.012$ , Spearman correlation,  
337 *Figure 3A*). In the **fourth COVID-19 vaccination** cohort, there was also no correlation between  
338 sleep and Anti-SARS-CoV-2-Spike IgG levels pre-vaccination ( $p=0.11$ ,  $r=-0.13$ , Spearman  
339 correlation) nor 14-days post-vaccination ( $p=0.44$ ,  $r=-0.06$ , Spearman correlation, *Figure 3B*).



340

341 **Figure 3:** Anti-SARS-CoV-2-Spike IgG levels following COVID-19 booster vaccinations stratified by  
342 sleep quality.

343 **A)** Anti-SARS-CoV-2-Spike IgG levels among HCWs before (pre-vaccination) and after (14-days and  
344 3-month follow up) the third COVID-19 vaccination. **B)** Anti-SARS-CoV-2-Spike IgG levels among HCWs  
345 before (pre-vaccination) and after (14-days) the fourth COVID-19 vaccination. Sleep quality is stratified  
346 in five categories (very dissatisfied to very satisfied). Anti-SARS-CoV-2-Spike IgG logarithmically scaled.  
347 BAU/ml: binding antibody units per millilitre.

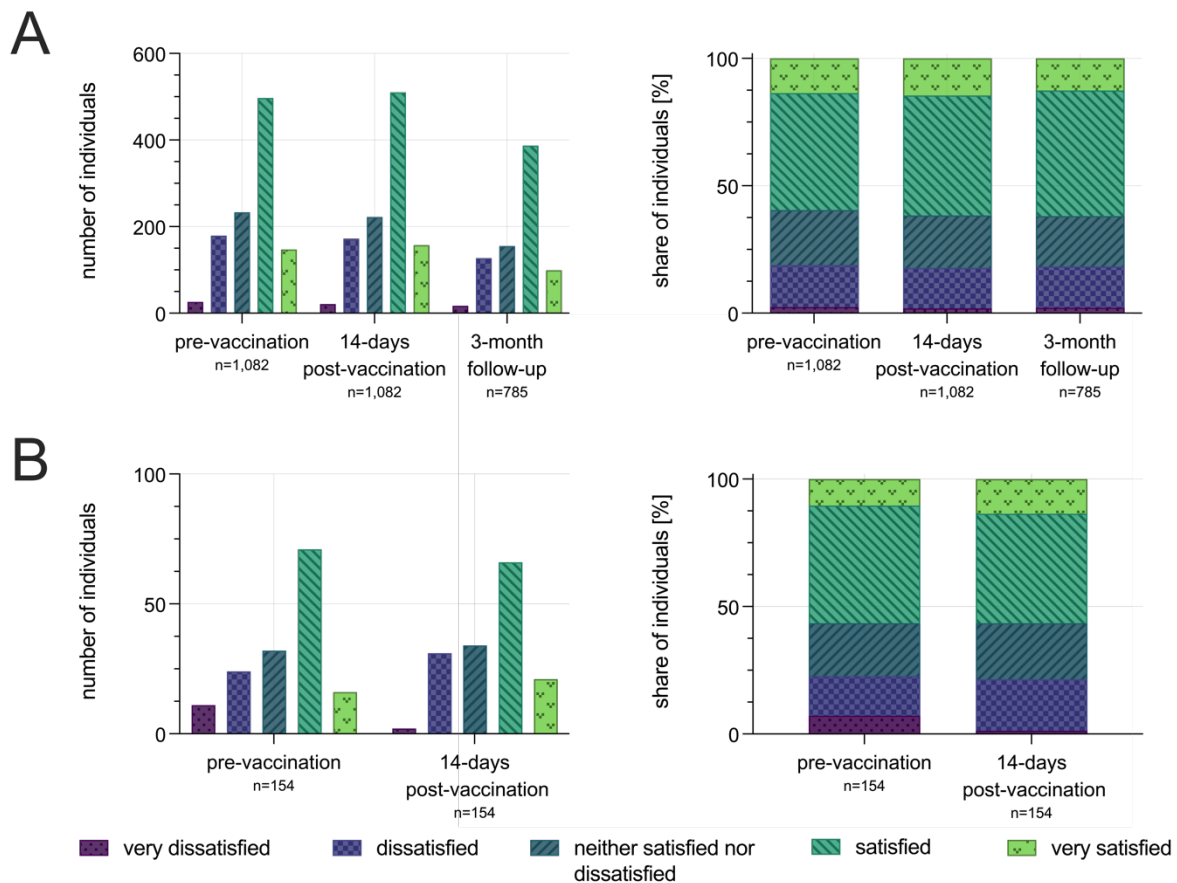
348 Medians are indicated as horizontal bold line, quartiles as dotted lines.

349

350 3.4 Effect of COVID-19 vaccination on sleep quality

351 In order to assess whether the COVID-19 booster vaccinations affected sleep quality, we  
 352 investigated the change of sleep quality across the time points before and after the third and  
 353 fourth COVID-19 vaccination.

354 In the **third vaccination** cohort, there was no significant change in sleep quality following the  
 355 vaccination ( $p=0.28$  comparing the pre-vaccination sleep quality to the 14-days and  $p=0.59$  to  
 356 the 3-month post-vaccination assessment,  $p=0.63$  comparing both post-vaccination  
 357 participations; Mann-Whitney U test, (Figure 4A). Similarly, in the **fourth vaccination** cohort,  
 358 there was no change in sleep quality in the 14 days following the vaccination ( $p=0.56$ ,  
 359 Mann-Whitney U test, Figure 4B).



360

361 **Figure 4:** Sleep quality before and after COVID-19 booster vaccinations

362 **A)** Sleep quality among HCWs before (pre-vaccination) and after (14-days and 3-month follow up) the  
363 third COVID-19 vaccination (left: absolute numbers, right: relative share). **B)** Sleep quality among  
364 HCWs before (pre-vaccination) and after (14-days) the fourth COVID-19 vaccination. Sleep quality is  
365 stratified in five categories (very dissatisfied to very satisfied).

## 366 4 Discussion

367 Mental health, sleep, and immune function are interlinked, and it is of great clinical relevance  
368 to clarify if individuals with psychiatric conditions or poor sleepers are at risk of an insufficient  
369 response to COVID-19 booster vaccinations or if booster vaccinations might deteriorate sleep  
370 quality. To our knowledge, this is the first study investigating the relationship between mental  
371 health, sleep, and immunogenicity of COVID-19 booster vaccinations. In our large sample of  
372 1,082 individuals, no effect of psychiatric disorders or sleep quality on the immunogenicity of  
373 COVID-19 booster vaccinations and no effect of the booster vaccinations on sleep quality could  
374 be obtained.

375 Participants with psychiatric disorders had slightly but significantly lower antibody titres before  
376 the third COVID-19 booster vaccination compared to those without psychiatric disorders.  
377 However, HCWs with a psychiatric disorder were significantly older and had a higher BMI.  
378 Based on our regression analysis, the baseline differences in the Anti-SARS-CoV-2-Spike IgG  
379 levels can be explained by these two moderators and not by the presence of psychiatric  
380 disorders. At no other time point, Anti-SARS-CoV-2-Spike IgG levels differed between  
381 individuals with and without psychiatric conditions. This is an important finding, as it suggests  
382 that psychiatric conditions do not constitute a risk factor for an insufficient protection from  
383 COVID-19 following booster vaccinations.

384 Our null finding on the relationship between sleep quality and vaccine immunogenicity is in line  
385 with previous work that found an impact of sleep duration, but not of sleep quality or sleep  
386 efficiency on the post-vaccination humoral immune response for hepatitis B and influenza  
387 vaccinations (Prather et al., 2012; Prather et al., 2021) as well as with the finding that sleep  
388 disruptions resulting from sleep apnoea do not affect antibody titres following an influenza  
389 vaccination (Dopp et al., 2007). The difference between the clear effect of sleep restriction and  
390 sleep deprivation on vaccine immunogenicity (Dopp et al., 2007), at least in the short term  
391 (Benedict et al., 2012; Spiegel et al., 2002) and the absence of an impact of sleep quality or

392 sleep efficacy might be explained by the large discrepancy between subjective and objective  
393 sleep variables, even in good sleepers (Benz et al., 2022).

394 Our null finding on the impact of the COVID-19 vaccinations on sleep quality provides another  
395 important result as it shows that in our large dataset there is no indication that COVID-19  
396 vaccinations might be a precipitating factor for insomnia.

397 Our study has some important limitations. This large and representative example of HCWs  
398 represents a rather young and overall healthy population with only around 20% of participants  
399 reporting dissatisfaction with their sleep, while in the adult population dissatisfactory sleep is  
400 generally more common with more than 40% reporting some insomnia symptoms before the  
401 COVID-19 pandemic and more than 50% of the population during the pandemic in 2020 (Morin  
402 et al., 2021). The insomnia prevalence of 36% and the short sleep duration of only six hours  
403 in the first study investigating the association of sleep variables and the immunogenicity of  
404 COVID-19 vaccines might explain why the authors found a significant impact of the AIS and  
405 PSQI scores on antibody levels at some time points after adjustment for potential confounders  
406 (Athanasίου et al., 2023). It must be considered that both clinical scores include an item on  
407 sleep duration (Buysse et al., 1989). Another important limitation of our study is that the cohort  
408 is predominantly female. This is due to the recruitment of HCWs, which are mostly female in  
409 the German healthcare system (Gesundheitsberichterstattung des Bundes, 2021). It should  
410 further be mentioned as a limitation that for the fourth COVID-19 vaccination, data could only  
411 be collected for the time of analysis 14 days after the vaccine administration, since most  
412 follow-ups at 3 months post-vaccination and beyond have not yet been collected at the end of  
413 the data collection period for this manuscript in December 2022. The cohort for the fourth  
414 vaccination is also considerably smaller, as many individuals participating in the study for the  
415 third vaccination were not eligible for a second booster following the COVID-19 vaccination  
416 recommendations for HCWs of the German Standing Committee on Vaccination  
417 (STIKO)(Robert Koch-Institut (RKI), 2021). This is due to the fact that a relatively large  
418 proportion of the enrolled HCWs became infected with SARS-CoV-2 between the 3- and  
419 6-month follow-up preventing an analysis of vaccine-induced increase of antibody titres. The

420 majority of subjects received the third COVID-19 vaccination in autumn 2021. In the context of  
421 the high SARS-CoV-2 incidence phase, predominantly driven by the SARS-CoV-2 Omicron  
422 virus variant of concern in early 2022, a large proportion suffered a breakthrough infection  
423 (Bayerisches Landesamt für Gesundheit und Lebensmittelsicherheit, 2023). Regarding the  
424 study design, it should be highlighted that sleep quality was only recorded retrospectively for  
425 a 14-days time interval and based on the sleep quality item of the World Health Organisation  
426 Quality of Life (WHOQOL-BREF) questionnaire (Gholami et al., 2013) and not on a day-by-day  
427 self-report assessment with sleep diaries or an objective assessment with actigraphy or  
428 polysomnography. It should also be noted that due to data protection regulations, the study  
429 participants were not asked for a their specific psychiatric diagnosis and therefore it is not  
430 possible to investigate the impact of mood disorders on vaccine immunogenicity that has  
431 previously been found (Xiao et al., 2022).

432 Because of these limitations, mostly due to the real-life assessment in this large cohort study,  
433 our data does not exclude the possibility that severely disturbed sleep, insomnia, or specific  
434 mental health conditions might impact the immunogenicity of COVID-19 booster vaccinations.  
435 However, our results suggest that low sleep quality or mental health conditions in general have  
436 no relevant impact on antibody titres following COVID-19 booster vaccinations, especially  
437 compared to established mediators of COVID-19 vaccine immunogenicity, specifically age,  
438 smoking, and interval to the last immunising event (Reusch et al., 2022). While insomnia  
439 patients generally underestimate their sleep (Benz et al., 2022), polysomnographic  
440 measurements provide evidence for an objective reduction of sleep time in insomnia cohorts  
441 (Baglioni et al., 2014). Only studies including objective and subjective sleep measurements  
442 that are currently under way will be able to disentangle the impact of sleep quality and sleep  
443 duration on COVID-19 vaccinations (Lammers-van der Holst et al., 2022).

444 We interpret our data as a null finding suggesting that sleep quality and mental health status  
445 do not require adjustments of vaccination schemes. Expert advice had been given that shift  
446 workers should avoid vaccinations on shift days and hospital inpatients should consider  
447 rescheduling their vaccinations due to the sleep disruptions associated with hospitalisation



448 (Zhu et al., 2021). However, the first and only previous study investigating the effects of sleep  
449 on antibody levels following COVID-19 vaccinations found no correlation between the duration  
450 of sleep two days prior and one day after the vaccination with antibody levels (Athanasidou et  
451 al., 2023). In light of this and our data, and because COVID-19 vaccinations represent an  
452 essential disease prevention measure (Benenson et al., 2021), COVID-19 vaccines should be  
453 applied in a timely manner.

454 Given the relevant impact of sleep on immune function and the hesitancy of COVID-19 booster  
455 vaccination in large segments of the population, especially among psychiatric patients, our  
456 large cohort study provides important evidence for recommending COVID-19 booster  
457 vaccination in individuals with psychiatric disorders and sleep problems.

458 In conclusion, our large-scale real-world study on 1,082 individuals finds no effect of mental  
459 health and sleep quality on the immunogenicity of COVID-19 vaccinations and no change in  
460 sleep quality following vaccinations. Because this study was conducted in a rather healthy and  
461 young working population, it does not contradict previous experiments, demonstrating an  
462 impact of experimental sleep deprivation or sleep restriction, and a potential influence of  
463 insomnia disorder, on vaccination immunogenicity. However, our data suggests that sleep  
464 quality does not have a major impact on Anti-SARS-CoV-2-Spike IgG levels following the  
465 COVID-19 vaccination, especially compared to other established mediators of the vaccination  
466 response such as age, body weight and time to the last immunising event. Importantly, our  
467 data also indicates that COVID-19 vaccinations are not a precipitating factor for insomnia.  
468 While the role of sleep in the effectiveness of vaccinations should be investigated in greater  
469 detail, our findings can be interpreted as reassuring evidence against a major impact of mental  
470 health and sleep quality on the immunogenicity of COVID-19 vaccines or of the vaccine  
471 administration on sleep quality.

## 472 Acknowledgements

473 We thank the staff of the serological diagnostic laboratory for making their laboratory available  
474 and especially for their advisory help.

475 We explicitly thank Professor Ulrich Vogel, Infection Control and Antimicrobial Stewardship  
476 Unit, University Hospital Würzburg, Germany, for conception and design as well as funding  
477 support. He played a major role regarding the CoVacSer study but could not approve the final  
478 manuscript version as he died on the 4<sup>th</sup> of October 2022. We miss him as an enthusiastic  
479 college and friend who showed a great dedication to his work, family, and friends.

## 480 Funding

481 This study was funded by the Federal Ministry for Education and Science (BMBF) through a  
482 grant provided to the University Hospital of Würzburg by the Network University Medicine on  
483 COVID-19 (B-FAST, grant-No 01KX2021) as well as by the Free State of Bavaria with COVID-  
484 research funds provided to the University of Würzburg, Germany. Nils Petri is supported by  
485 the German Research Foundation (DFG) funded scholarship UNION CVD. Lukas B. Krone is  
486 supported by the Wellcome Trust (grant-No 203971/Z/16/Z) and Hertford College, Oxford, UK.

## 487 Role of funding source

488 This study was initiated by the investigators. The sponsoring institutions had no function in  
489 study design, data collection, analysis, and interpretation of data as well as in the writing of the  
490 manuscript. All authors had unlimited access to all data. Isabell Wagenhäuser, Julia Reusch,  
491 Nils Petri, Manuel Krone, and Lukas B. Krone had the final responsibility for the decision to  
492 submit for publication.

## 493 Data sharing statement

494 Additional data that underlie the results reported in this article, after de-identification (text,  
495 tables, figures, and appendices) as well as the study protocol, statistical analysis plan, and  
496 analytic code is made available to researchers who provide a methodologically sound proposal  
497 to achieve aims in the approved proposal on request to the corresponding author.

## 498 References

- 499 Anderson, C., Sullivan, J. P., Flynn-Evans, E. E., Cade, B. E., Czeisler, C. A., &  
500 Lockley, S. W. (2012). Deterioration of Neurobehavioral Performance in  
501 Resident Physicians During Repeated Exposure to Extended Duration Work  
502 Shifts. *Sleep*, 35(8), 1137-1146. <https://doi.org/10.5665/sleep.2004>
- 503 Athanasiou, N., Baou, K., Papandreou, E., Varsou, G., Amfilochiou, A., Kontou, E.,  
504 Pataka, A., Porpodis, K., Tsiouprou, I., Kaimakamis, E., Kotoulas, S.-C.,  
505 Katsibourlia, E., Alexopoulou, C., Bouloukaki, I., Panagiotarakou, M.,  
506 Dermitzaki, A., Charokopos, N., Pagdatoglou, K., Lamprou, K., Pouriki, S.,  
507 Chatzivasiloglou, F., Nouvaki, Z., Tsirogianni, A., Kalomenidis, I., Katsaounou,  
508 P., & Vagiakis, E. (2023). Association of sleep duration and quality with  
509 immunological response after vaccination against severe acute respiratory  
510 syndrome coronavirus-2 infection. *Journal of Sleep Research*, 32(1), e13656.  
511 <https://doi.org/https://doi.org/10.1111/jsr.13656>
- 512 Avila, C., Holloway, A. C., Hahn, M. K., Morrison, K. M., Restivo, M., Anglin, R., &  
513 Taylor, V. H. (2015). An Overview of Links Between Obesity and Mental  
514 Health. *Current Obesity Reports*, 4(3), 303-310.  
515 <https://doi.org/10.1007/s13679-015-0164-9>
- 516 Baden, L. R., El Sahly, H. M., Essink, B., Kotloff, K., Frey, S., Novak, R., Diemert, D.,  
517 Spector, S. A., Roupshael, N., Creech, C. B., McGettigan, J., Khetan, S.,  
518 Segall, N., Solis, J., Brosz, A., Fierro, C., Schwartz, H., Neuzil, K., Corey, L.,  
519 Gilbert, P., Janes, H., Follmann, D., Marovich, M., Mascola, J., Polakowski, L.,  
520 Ledgerwood, J., Graham, B. S., Bennett, H., Pajon, R., Knightly, C., Leav, B.,  
521 Deng, W., Zhou, H., Han, S., Ivarsson, M., Miller, J., & Zaks, T. (2020).  
522 Efficacy and Safety of the mRNA-1273 SARS-CoV-2 Vaccine. *New England*  
523 *Journal of Medicine*, 384(5), 403-416.  
524 <https://doi.org/10.1056/NEJMoa2035389>
- 525 Baglioni, C., Regen, W., Teghen, A., Spiegelhalder, K., Feige, B., Nissen, C., &  
526 Riemann, D. (2014). Sleep changes in the disorder of insomnia: a meta-  
527 analysis of polysomnographic studies. *Sleep Med Rev*, 18(3), 195-213.  
528 <https://doi.org/10.1016/j.smrv.2013.04.001>
- 529 Bayerisches Landesamt für Gesundheit und Lebensmittelsicherheit. (2023).  
530 Übersicht der Fallzahlen von Coronavirusinfektionen in Bayern,  
531 [https://www.lgl.bayern.de/gesundheit/infektionsschutz/infektionskrankheiten\\_a](https://www.lgl.bayern.de/gesundheit/infektionsschutz/infektionskrankheiten_a_z/coronavirus/karte_coronavirus/)  
532 [\\_z/coronavirus/karte\\_coronavirus/](https://www.lgl.bayern.de/gesundheit/infektionsschutz/infektionskrankheiten_a_z/coronavirus/karte_coronavirus/) (Accessed 26 February 2023).
- 533 Benedict, C., Brytting, M., Markström, A., Broman, J.-E., & Schiöth, H. B. (2012).  
534 Acute sleep deprivation has no lasting effects on the human antibody titer  
535 response following a novel influenza A H1N1 virus vaccination. *BMC*  
536 *Immunology*, 13(1), 1. <https://doi.org/10.1186/1471-2172-13-1>
- 537 Benenson, S., Oster, Y., Cohen, M. J., & Nir-Paz, R. (2021). BNT162b2 mRNA  
538 Covid-19 Vaccine Effectiveness among Health Care Workers. *New England*  
539 *Journal of Medicine*, 384(18), 1775-1777.  
540 <https://doi.org/10.1056/NEJMc2101951>
- 541 Benz, F., Riemann, D., Domschke, K., Spiegelhalder, K., Johann, A. F., Marshall, N.  
542 S., & Feige, B. (2022). How many hours do you sleep? A comparison of  
543 subjective and objective sleep duration measures in a sample of insomnia  
544 patients and good sleepers. *Journal of Sleep Research*, n/a(n/a), e13802.  
545 <https://doi.org/https://doi.org/10.1111/jsr.13802>

- 546 Besedovsky, L., Lange, T., & Haack, M. (2019). The Sleep-Immune Crosstalk in  
547 Health and Disease. *Physiological Reviews*, 99(3), 1325-1380.  
548 <https://doi.org/10.1152/physrev.00010.2018>
- 549 Buysse, D. J., Reynolds, C. F., 3rd, Monk, T. H., Berman, S. R., & Kupfer, D. J.  
550 (1989). The Pittsburgh Sleep Quality Index: a new instrument for psychiatric  
551 practice and research. *Psychiatry Res*, 28(2), 193-213.  
552 [https://doi.org/10.1016/0165-1781\(89\)90047-4](https://doi.org/10.1016/0165-1781(89)90047-4)
- 553 Chang, Y.-S., Chen, H.-L., Hsu, C.-Y., Su, S.-F., Liu, C.-K., & Hsu, C. (2013). Nurses  
554 working on fast rotating shifts overestimate cognitive function and the capacity  
555 of maintaining wakefulness during the daytime after a rotating shift. *Sleep*  
556 *Medicine*, 14(7), 605-613.  
557 <https://doi.org/https://doi.org/10.1016/j.sleep.2013.03.011>
- 558 Dopp, J. M., Wiegert, N. A., Moran, J. J., Muller, D., Weber, S., & Hayney, M. S.  
559 (2007). Humoral Immune Responses to Influenza Vaccination in Patients with  
560 Obstructive Sleep Apnea. *Pharmacotherapy: The Journal of Human*  
561 *Pharmacology and Drug Therapy*, 27(11), 1483-1489.  
562 <https://doi.org/https://doi.org/10.1592/phco.27.11.1483>
- 563 European Medicines Agency (EMA). (2023). *Authorised COVID-19 vaccines*.  
564 [https://www.ema.europa.eu/en/human-regulatory/overview/public-health-](https://www.ema.europa.eu/en/human-regulatory/overview/public-health-threats/coronavirus-disease-covid-19/treatments-vaccines/vaccines-covid-19/covid-19-vaccines-authorised#authorised-covid-19-vaccines-section)  
565 [threats/coronavirus-disease-covid-19/treatments-vaccines/vaccines-covid-](https://www.ema.europa.eu/en/human-regulatory/overview/public-health-threats/coronavirus-disease-covid-19/treatments-vaccines/vaccines-covid-19/covid-19-vaccines-authorised#authorised-covid-19-vaccines-section)  
566 [19/covid-19-vaccines-authorised#authorised-covid-19-vaccines-section](https://www.ema.europa.eu/en/human-regulatory/overview/public-health-threats/coronavirus-disease-covid-19/treatments-vaccines/vaccines-covid-19/covid-19-vaccines-authorised#authorised-covid-19-vaccines-section)  
567 (Accessed 26 February 2023)
- 568 Gesundheitsberichterstattung des Bundes. (2021). *Gesundheitspersonal in 1.000*.  
569 *Gliederungsmerkmale: Jahre, Deutschland, Alter, Beschäftigungsart, Beruf*.  
570 [https://www.gbe-](https://www.gbe-bund.de/gbe/!pkg_olap_tables.prc_set_orientation?p_uid=gast&p_aid=25632989&p_sprache=D&p_help=2&p_indnr=96&p_ansnr=82673282&p_version=2&D.000=1&D.002=1&D.767=1&D.489=2)  
571 [bund.de/gbe/!pkg\\_olap\\_tables.prc\\_set\\_orientation?p\\_uid=gast&p\\_aid=256329](https://www.gbe-bund.de/gbe/!pkg_olap_tables.prc_set_orientation?p_uid=gast&p_aid=25632989&p_sprache=D&p_help=2&p_indnr=96&p_ansnr=82673282&p_version=2&D.000=1&D.002=1&D.767=1&D.489=2)  
572 [89&p\\_sprache=D&p\\_help=2&p\\_indnr=96&p\\_ansnr=82673282&p\\_version=2&](https://www.gbe-bund.de/gbe/!pkg_olap_tables.prc_set_orientation?p_uid=gast&p_aid=25632989&p_sprache=D&p_help=2&p_indnr=96&p_ansnr=82673282&p_version=2&D.000=1&D.002=1&D.767=1&D.489=2)  
573 [D.000=1&D.002=1&D.767=1&D.489=2](https://www.gbe-bund.de/gbe/!pkg_olap_tables.prc_set_orientation?p_uid=gast&p_aid=25632989&p_sprache=D&p_help=2&p_indnr=96&p_ansnr=82673282&p_version=2&D.000=1&D.002=1&D.767=1&D.489=2) (Accessed 26 February 2023)
- 574 Gholami, A., Jahromi, L. M., Zarei, E., & Dehghan, A. (2013). Application of  
575 WHOQOL-BREF in Measuring Quality of Life in Health-Care Staff.  
576 *International journal of preventive medicine*, 4(7), 809-817.  
577 <https://pubmed.ncbi.nlm.nih.gov/24049600>
- 578 <https://www.ncbi.nlm.nih.gov/pmc/articles/PMC3775221/>
- 579 Gross, J. V., Mohren, J., & Erren, T. C. (2021). COVID-19 and healthcare workers: a  
580 rapid systematic review into risks and preventive measures. *BMJ Open*, 11(1),  
581 e042270-e042270. <https://doi.org/10.1136/bmjopen-2020-042270>
- 582 Harris, P. A., Taylor, R., Minor, B. L., Elliott, V., Fernandez, M., O'Neal, L., McLeod,  
583 L., Delacqua, G., Delacqua, F., Kirby, J., & Duda, S. N. (2019). The REDCap  
584 consortium: Building an international community of software platform partners.  
585 *Journal of Biomedical Informatics*, 95, 103208.  
586 <https://doi.org/https://doi.org/10.1016/j.jbi.2019.103208>
- 587 Harris, P. A., Taylor, R., Thielke, R., Payne, J., Gonzalez, N., & Conde, J. G. (2009).  
588 Research electronic data capture (REDCap)—A metadata-driven methodology  
589 and workflow process for providing translational research informatics support.  
590 *Journal of Biomedical Informatics*, 42(2), 377-381.  
591 <https://doi.org/https://doi.org/10.1016/j.jbi.2008.08.010>
- 592 Kow, C. S., & Hasan, S. S. (2021). Do sleep quality and sleep duration before or after  
593 COVID-19 vaccination affect antibody response? *Chronobiology International*,  
594 38(7), 941-943. <https://doi.org/10.1080/07420528.2021.1900216>
- 595 Krone, M., Gütling, J., Wagener, J., Lãm, T.-T., Schoen, C., Vogel, U., Stich, A.,  
596 Wedekink, F., Wischhusen, J., Kerkau, T., Beyersdorf, N., Klingler, S., Backes,

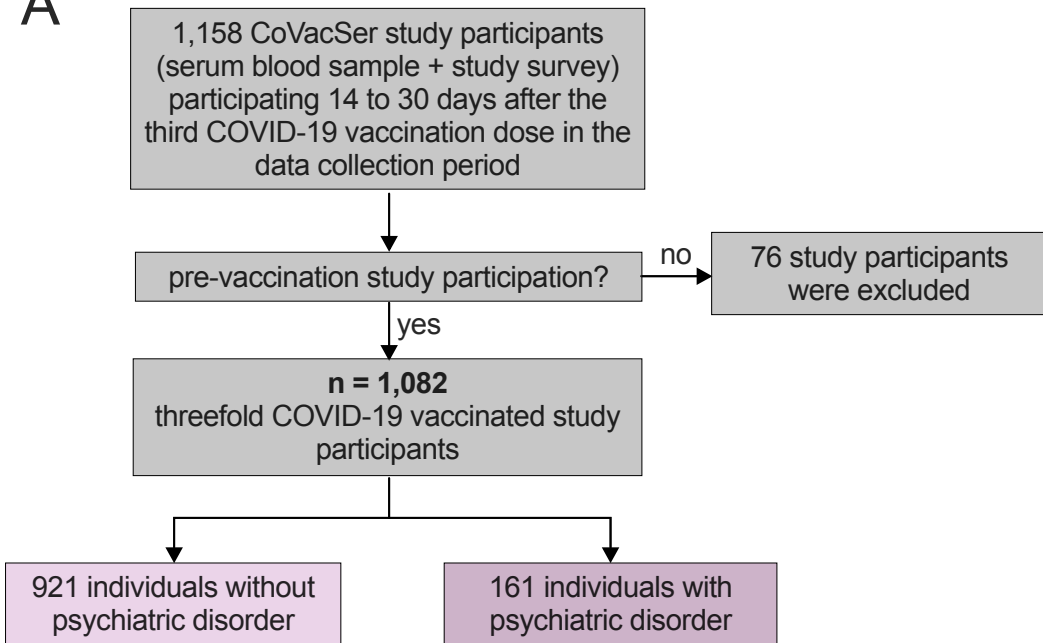
- 597 S., Dölken, L., Gasteiger, G., Kurzai, O., Schubert-Unkmeir, A., & Tang, Y.-W.  
598 (2021). Performance of Three SARS-CoV-2 Immunoassays, Three Rapid  
599 Lateral Flow Tests, and a Novel Bead-Based Affinity Surrogate Test for the  
600 Detection of SARS-CoV-2 Antibodies in Human Serum. *Journal of Clinical*  
601 *Microbiology*, 59(8), e00319-00321. <https://doi.org/doi:10.1128/JCM.00319-21>
- 602 Lammers-van der Holst, H. M., Lammers, G. J., van der Horst, G. T. J., Chaves, I.,  
603 de Vries, R. D., GeurtsvanKessel, C. H., Koch, B., & van der Kuy, H. M.  
604 (2022). Understanding the association between sleep, shift work and COVID-  
605 19 vaccine immune response efficacy: Protocol of the S-CORE study. *Journal*  
606 *of Sleep Research*, 31(2), e13496.  
607 <https://doi.org/https://doi.org/10.1111/jsr.13496>
- 608 Lange, T., Dimitrov, S., Bollinger, T., Diekelmann, S., & Born, J. (2011). Sleep after  
609 Vaccination Boosts Immunological Memory. *The Journal of Immunology*,  
610 187(1), 283-290. <https://doi.org/10.4049/jimmunol.1100015>
- 611 Lange, T., Perras, B., Fehm, H. L., & Born, J. (2003). Sleep enhances the human  
612 antibody response to hepatitis A vaccination. *Psychosom Med*, 65(5), 831-  
613 835. <https://doi.org/10.1097/01.psy.0000091382.61178.f1>
- 614 Mazereel, V., Van Assche, K., Detraux, J., & De Hert, M. (2021). COVID-19  
615 vaccination for people with severe mental illness: why, what, and how? *The*  
616 *Lancet Psychiatry*, 8(5), 444-450. [https://doi.org/10.1016/S2215-](https://doi.org/10.1016/S2215-0366(20)30564-2)  
617 [0366\(20\)30564-2](https://doi.org/10.1016/S2215-0366(20)30564-2)
- 618 Montgomery, C. M., Humphreys, S., McCulloch, C., Docherty, A. B., Sturdy, S., &  
619 Pattison, N. (2021). Critical care work during COVID-19: a qualitative study of  
620 staff experiences in the UK. *BMJ Open*, 11(5), e048124.  
621 <https://doi.org/10.1136/bmjopen-2020-048124>
- 622 Morin, C. M., Vézina-Im, L.-A., Ivers, H., Micoulaud-Franchi, J.-A., Philip, P., Lamy,  
623 M., & Savard, J. (2021). Prevalent, incident, and persistent insomnia in a  
624 population-based cohort tested before (2018) and during the first-wave of  
625 COVID-19 pandemic (2020). *Sleep*, 45(1).  
626 <https://doi.org/10.1093/sleep/zsab258>
- 627 Perkmann, T., Perkmann-Nagele, N., Koller, T., Mucher, P., Radakovics, A.,  
628 Marculescu, R., Wolzt, M., Wagner, O. F., Binder, C. J., Haslacher, H., &  
629 Powell, E. A. (2021). Anti-Spike Protein Assays to Determine SARS-CoV-2  
630 Antibody Levels: a Head-to-Head Comparison of Five Quantitative Assays.  
631 *Microbiology Spectrum*, 9(1), e00247-00221.  
632 <https://doi.org/doi:10.1128/Spectrum.00247-21>
- 633 Polack, F. P., Thomas, S. J., Kitchin, N., Absalon, J., Gurtman, A., Lockhart, S.,  
634 Perez, J. L., Pérez Marc, G., Moreira, E. D., Zerbini, C., Bailey, R., Swanson,  
635 K. A., Roychoudhury, S., Koury, K., Li, P., Kalina, W. V., Cooper, D., Frenck,  
636 R. W., Hammitt, L. L., Türeci, Ö., Nell, H., Schaefer, A., Ünal, S., Tresnan, D.  
637 B., Mather, S., Dormitzer, P. R., Şahin, U., Jansen, K. U., & Gruber, W. C.  
638 (2020). Safety and Efficacy of the BNT162b2 mRNA Covid-19 Vaccine. *New*  
639 *England Journal of Medicine*, 383(27), 2603-2615.  
640 <https://doi.org/10.1056/NEJMoa2034577>
- 641 Prather, A. A., Hall, M., Fury, J. M., Ross, D. C., Muldoon, M. F., Cohen, S., &  
642 Marsland, A. L. (2012). Sleep and Antibody Response to Hepatitis B  
643 Vaccination. *Sleep*, 35(8), 1063-1069. <https://doi.org/10.5665/sleep.1990>
- 644 Prather, A. A., Pressman, S. D., Miller, G. E., & Cohen, S. (2021). Temporal Links  
645 Between Self-Reported Sleep and Antibody Responses to the Influenza  
646 Vaccine. *International Journal of Behavioral Medicine*, 28(1), 151-158.  
647 <https://doi.org/10.1007/s12529-020-09879-4>



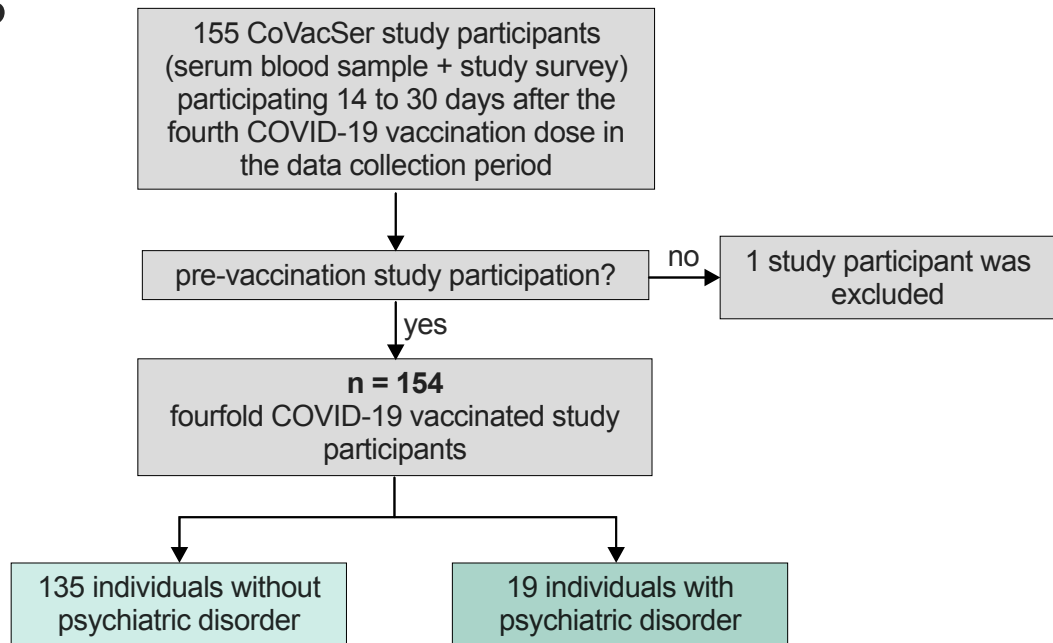
- 648 Rayatdoost, E., Rahmanian, M., Sanie, M. S., Rahmanian, J., Matin, S., Kalani, N.,  
649 Kenarkoohi, A., Falahi, S., & Abdoli, A. (2022). Sufficient Sleep, Time of  
650 Vaccination, and Vaccine Efficacy: A Systematic Review of the Current  
651 Evidence and a Proposal for COVID-19 Vaccination. *Yale J Biol Med*, *95*(2),  
652 221-235.
- 653 Reusch, J., Wagenhäuser, I., Gabel, A., Eggestein, A., Höhn, A., Lâm, T. T., Frey, A.,  
654 Schubert-Unkmeir, A., Dölken, L., Frantz, S., Kurzai, O., Vogel, U., Krone, M.,  
655 & Petri, N. (2022). Influencing factors of anti-SARS-CoV-2-spike-IgG antibody  
656 titers in healthcare workers: A cross-section study. *J Med Virol*, e28300.  
657 <https://doi.org/10.1002/jmv.28300>
- 658 Riemann, D., Krone, L. B., Wulff, K., & Nissen, C. (2020). Sleep, insomnia, and  
659 depression. *Neuropsychopharmacology*, *45*(1), 74-89.  
660 <https://doi.org/10.1038/s41386-019-0411-y>
- 661 Riemann, D., Spiegelhalder, K., Feige, B., Voderholzer, U., Berger, M., Perlis, M., &  
662 Nissen, C. (2010). The hyperarousal model of insomnia: A review of the  
663 concept and its evidence. *Sleep Medicine Reviews*, *14*(1), 19-31.  
664 <https://doi.org/https://doi.org/10.1016/j.smr.2009.04.002>
- 665 Robert Koch-Institut (RKI). (2021). *Epidemiologisches Bulletin: 14. Aktualisierung der*  
666 *COVID-19-Impfempfehlung*.  
667 [https://www.rki.de/DE/Content/Infekt/EpidBull/Archiv/2021/Ausgaben/48\\_21.pdf](https://www.rki.de/DE/Content/Infekt/EpidBull/Archiv/2021/Ausgaben/48_21.pdf?__blob=publicationFile)  
668 [f?\\_\\_blob=publicationFile](https://www.rki.de/DE/Content/Infekt/EpidBull/Archiv/2021/Ausgaben/48_21.pdf?__blob=publicationFile) (Accessed 26 February 2023)
- 669 Skevington, S. M. (1999). Measuring quality of life in Britain: Introducing the  
670 WHOQOL-100. *Journal of Psychosomatic Research*, *47*(5), 449-459.  
671 [https://doi.org/https://doi.org/10.1016/S0022-3999\(99\)00051-3](https://doi.org/https://doi.org/10.1016/S0022-3999(99)00051-3)
- 672 Soldatos, C. R., Dikeos, D. G., & Paparrigopoulos, T. J. (2000). Athens Insomnia  
673 Scale: validation of an instrument based on ICD-10 criteria. *J Psychosom Res*,  
674 *48*(6), 555-560. [https://doi.org/10.1016/S0022-3999\(00\)00095-7](https://doi.org/10.1016/S0022-3999(00)00095-7)
- 675 Spiegel, K., Sheridan, J. F., & Van Cauter, E. (2002). Effect of sleep deprivation on  
676 response to immunization. *JAMA*, *288*(12), 1471-1472.  
677 <https://doi.org/10.1001/jama.288.12.1471-a>
- 678 Taylor, D. J., Kelly, K., Kohut, M. L., & Song, K.-S. (2017). Is Insomnia a Risk Factor  
679 for Decreased Influenza Vaccine Response? *Behavioral Sleep Medicine*,  
680 *15*(4), 270-287. <https://doi.org/10.1080/15402002.2015.1126596>
- 681 van den Berg, T. I. J., Elders, L. A. M., de Zwart, B. C. H., & Burdorf, A. (2009). The  
682 effects of work-related and individual factors on the Work Ability Index: a  
683 systematic review. *Occupational and Environmental Medicine*, *66*(4), 211.  
684 <https://doi.org/10.1136/oem.2008.039883>
- 685 Wolkow, A., Ferguson, S., Aisbett, B., & Main, L. (2015). Effects of work-related sleep  
686 restriction on acute physiological and psychological stress responses and their  
687 interactions: A review among emergency service personnel. *Int J Occup Med*  
688 *Environ Health*, *28*(2), 183-208. <https://doi.org/10.13075/ijomeh.1896.00227>
- 689 Wu, F., Zhao, S., Yu, B., Chen, Y.-M., Wang, W., Song, Z.-G., Hu, Y., Tao, Z.-W.,  
690 Tian, J.-H., Pei, Y.-Y., Yuan, M.-L., Zhang, Y.-L., Dai, F.-H., Liu, Y., Wang, Q.-  
691 M., Zheng, J.-J., Xu, L., Holmes, E. C., & Zhang, Y.-Z. (2020). A new  
692 coronavirus associated with human respiratory disease in China. *Nature*,  
693 *579*(7798), 265-269. <https://doi.org/10.1038/s41586-020-2008-3>
- 694 Xiao, K., Gillissie, E. S., Lui, L. M. W., Ceban, F., Teopiz, K. M., Gill, H., Cao, B., Ho,  
695 R., Rosenblat, J. D., & McIntyre, R. S. (2022). Immune response to  
696 vaccination in adults with mental disorders: A systematic review. *Journal of*  
697 *Affective Disorders*, *304*, 66-77.  
698 <https://doi.org/https://doi.org/10.1016/j.jad.2022.02.025>

699 Zhu, J., Zhang, M., Sanford, L. D., & Tang, X. (2021). Advice for COVID-19  
700 vaccination: get some sleep. *Sleep and Breathing*, 25(4), 2287-2288.  
701 <https://doi.org/10.1007/s11325-021-02313-3>  
702 Zimmermann, P., & Curtis, N. (2019). Factors That Influence the Immune Response  
703 to Vaccination. *Clinical Microbiology Reviews*, 32(2), e00084-00018.  
704 <https://doi.org/doi:10.1128/CMR.00084-18>  
705  
706

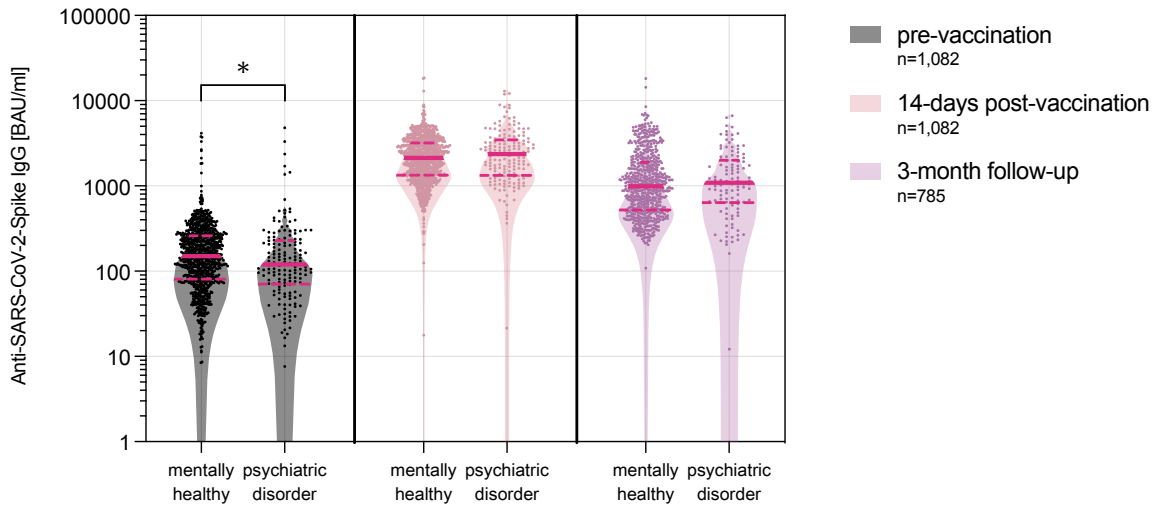
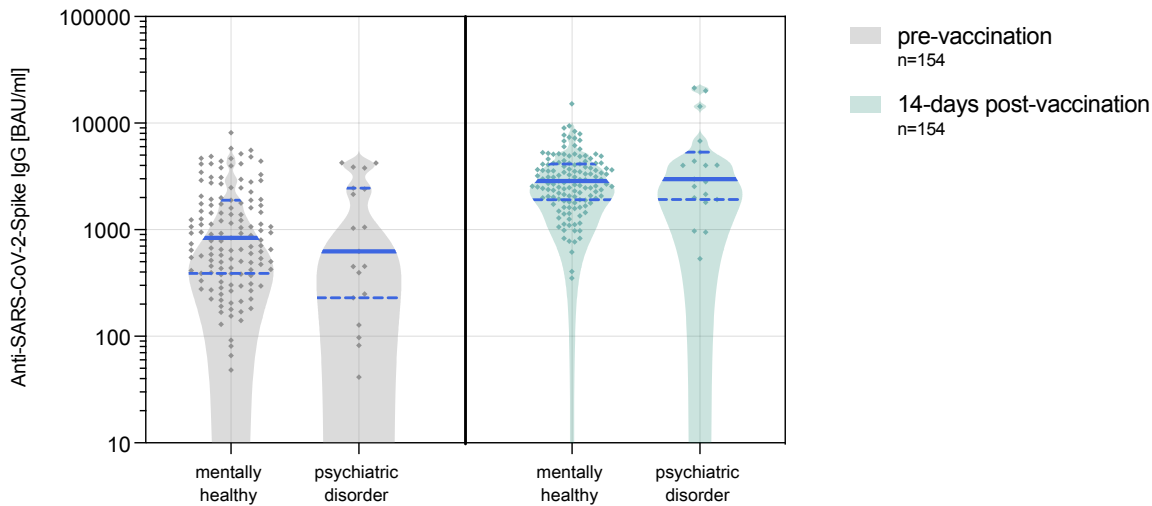
A



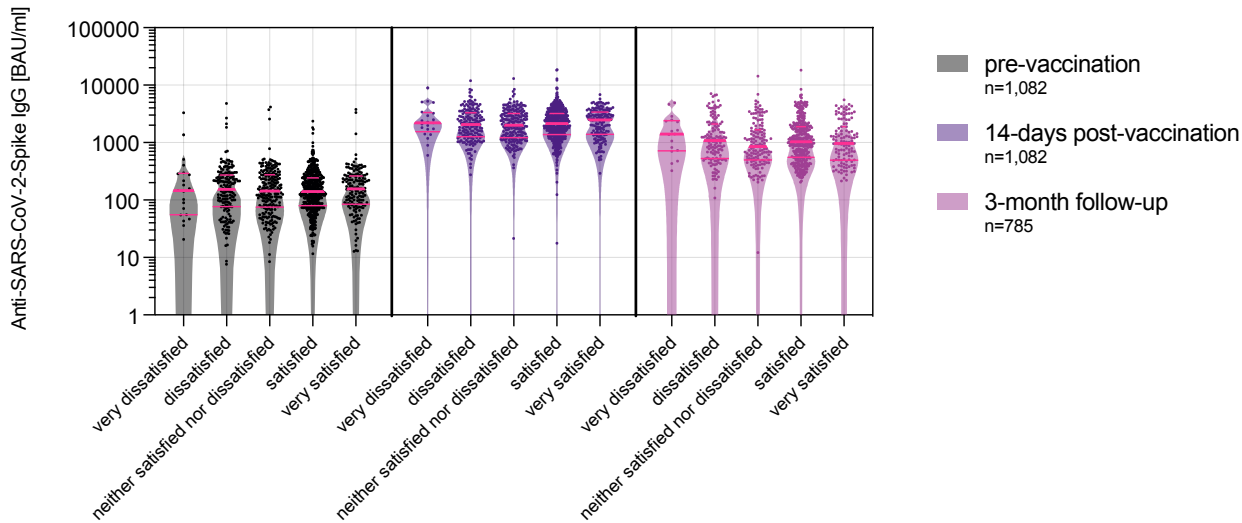
B



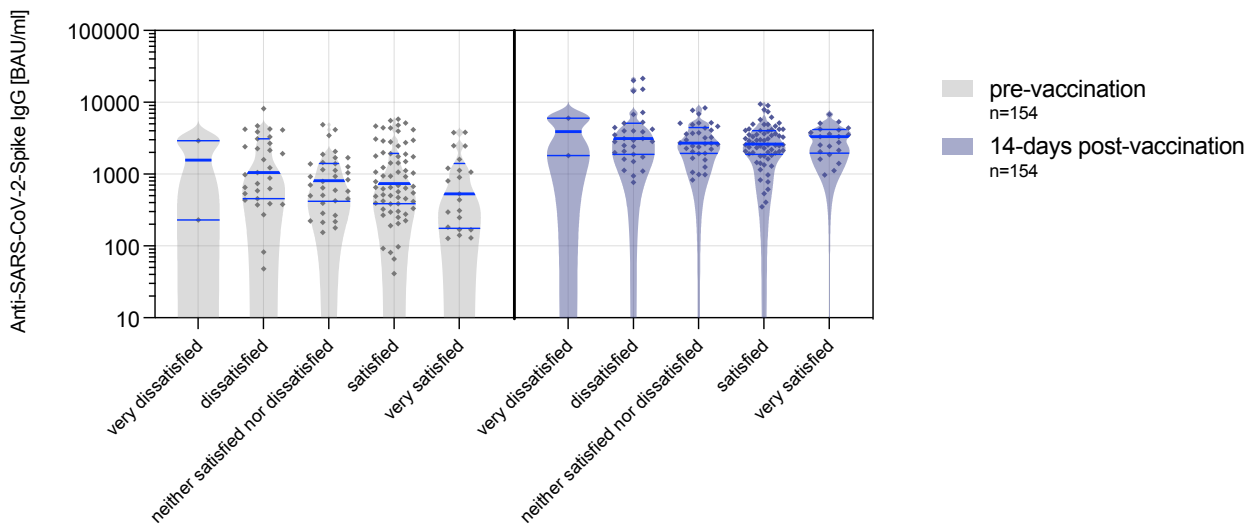


**A****B**

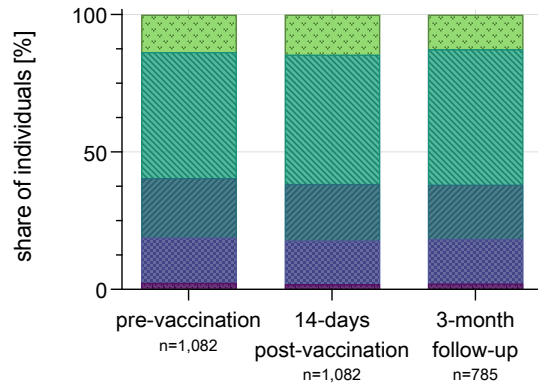
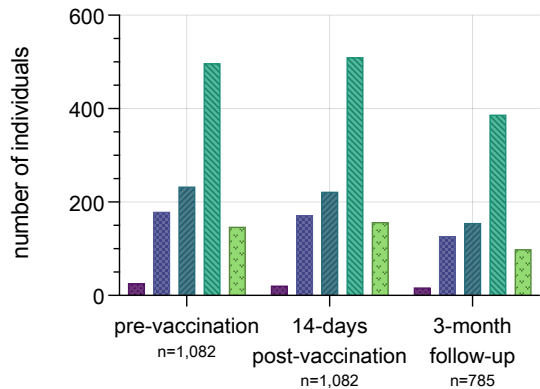
A



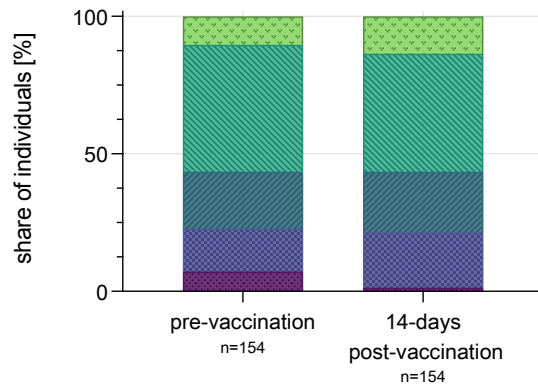
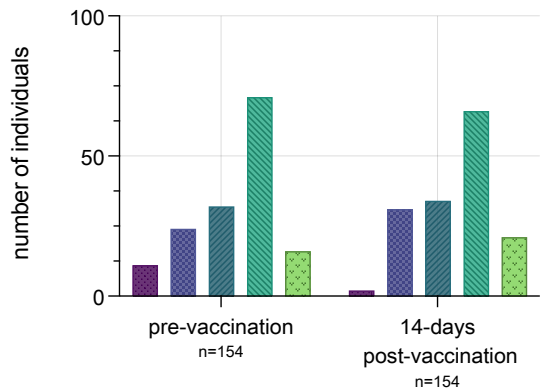
B



A



B



very dissatisfied   
  dissatisfied   
  neither satisfied nor dissatisfied   
  satisfied   
  very satisfied