

1 **A Systematic review and Network Meta-analysis of pharmaceutical**
2 **interventions used to manage chronic pain**

3
4 ^{1,2}Ash Shetty*, ³Gayathri Delanerolle*, ⁷Heitor Cavalini**, ^{Chunli Deng**}, ^{9,10}Xiaojie Yang, ¹¹Amy Boyd,
5 ²Tacson Fernandez, ^{6,7}Peter Phiri, Arun Bhaskar⁸, ^{4,5,7}Jian Qing Shi,

6
7 **Affiliations**

8
9 ¹University College London Hospitals NHS Foundation Trust
10 ²University College London, UK
11 ³Nuffield Department of Primary Care Health Sciences, University of Oxford, OX3 7JX, Oxford, UK
12 ⁴Southern University of Science and Technology, Shenzhen, 518055, China
13 ⁵Psychology Department, Faculty of Environmental and Life Sciences, University of Southampton,
14 SO17 1BJ, Southampton, UK
15 ⁶Southern Health NHS Foundation Trust, SO40 2RZ, UK
16 ⁸Imperial College Healthcare NHS Trust, London, UK
17 ⁹School of Statistics and Mathematics, Yunnan University of Finance and Economics, China
18 ¹⁰National Centre for Applied Mathematics Shenzhen, China
19 ¹¹University of Oxford, UK

20
21 **Corresponding author: Professor Ashish Shetty**

22 Consultant Pain Medicine/Professor in Pain Medicine
23 University College London
24 235, Euston Road, London NW1 2BU
25 ashetty@nhs.net

26
27 * Shared first author

28 ** Shared second author

29
30 **Declarations**

31
32 **Funding**

33 Not applicable

34
35 **Conflicts of interest**

36 AS has received funding from Neurokor, Boston Scientific and Medtronic. PP has received research
37 grants from Novo Nordisk, Queen Mary University of London, John Wiley & Sons, Otsuka, outside the
38 submitted work. All other authors report no conflict of interest. The views expressed are those of the
39 authors and not necessarily those of the NHS, the National Institute for Health Research, the
40 Department of Health and Social Care or the Academic institutions.

41 **Availability of data and material**

42 The authors will consider sharing the dataset gathered upon receipt of reasonable requests.

43 **Code availability**

44 The authors will consider sharing the novel code created upon receipt of reasonable requests.

45 **Author contributions**

46 AS and GD developed the study protocol and embedded this within the POP project. GD and JQS
47 designed and completed the study analysis. The data extraction was completed by HC and CD. All
48 authors critically appraised and commented on previous versions of the manuscript. All authors read
49 and approved the final manuscript.

50 **Ethics approval:** Not applicable

51 **Consent to participate:** Not applicable

52 **Consent for publication:** All authors consented to publish this manuscript.

53
54
55
56
57
58
59

60 **Abstract**

61

62 Background: It is estimated 1.5 billion of the global population suffer from chronic pain with
63 prevalence increasing with demographics including age. It is suggested long-term exposure
64 to chronic could cause further health challenges reducing people's quality of life. Therefore,
65 it is imperative to use effective treatment options.

66

67 Purpose: We explored the current pharmaceutical treatments available for chronic pain
68 management to better understand drug efficacy and pain reduction.

69

70 Methods: A systematic methodology was developed and published in PROSPERO
71 (CRD42021235384). Keywords of opioids, *acute pain*, *pain management*, *chronic pain*,
72 *opioids*, *NSAIDs*, and *analgesics* were used across PubMed, Science direct, ProQuest, Web
73 of science, Ovid Psych INFO, PROSPERO, EBSCOhost, MEDLINE, ClinicalTrials.gov and
74 EMBASE. All randomised controlled clinical trials (RCTs), epidemiology and mixed-methods
75 studies published in English between the 1st of January 1990 and 30th of April 2022 were
76 included.

77

78 Data synthesis: A total of 119 studies were included. The data was synthesised using a tri-
79 partied statistical methodology of a meta-analysis (24), pairwise meta-analysis (24) and
80 network meta-analysis (34).

81

82 Limitations: Small sample sizes, lack of uniformity with pain assessments and sub-optimal
83 clinical trial designs were observed within the pooled data.

84

85 Conclusion: Chronic pain is a public health problem that requires far more effective
86 pharmaceutical interventions with minimal better side-effect profiles which will aid to develop
87 better clinical guidelines. The importance of understanding ubiquity of pain by clinicians,
88 policy makers, researchers and academic scholars is vital to prevent social determinant
89 which aggravates issues.

90

91

92

93

94

95

96

97

98

99

100

101

102

103

104

105

106

107

108

109

110

111

112

113

114

115

116 Introduction

117

118 Chronic non-cancer pain conditions are prevalent, highly debilitating and have high cost
119 implications to health and social care. These conditions affect patients, their families and
120 society at large, impacting approximately 20% of the global population^[1]. The prevalence of
121 pain conditions among females of all ages appears to be increasing^[2]. Complexities around
122 diagnosis and treatment of chronic pain conditions have meant that there is a paucity of
123 standardised clinical guidelines that could potentially improve the clinical practice landscape,
124 globally.

125

126 Convalescent periods for many chronically ill patients can be protracted and daunting. This
127 may be especially true where pain medication has been used in the long term^[3]. Long-term
128 exposures to chronic pain coincide with mental health and wellbeing issues, exacerbating
129 patient-reported outcomes such as sleep disturbances, depression, dependence and
130 morbidities such as myalgia, lethargy and fatigue^[4]. Better understanding of long-term
131 implications requires consideration of “life-course approaches” and at present, this could
132 evolve further within pain medicine epidemiology^[5].

133

134 The increase in chronic pain conditions contributes to higher healthcare costs towards
135 clinical management of patients, and also reduced levels of productivity for employers^[6].
136 This may be partly due to increases in opioid use within this population of patients, often
137 reducing their capacity to conduct normal working hours. Current clinical guidelines
138 recommend non-invasive pain management options as a first-line treatment among non-
139 cancer patients in particular, although overdose, dependency and mortality due to opioid use
140 has consistently increased over time^[7]. It was reported that global opioid use has doubled
141 between 2011 and 2003 to 2011 and 2013 to 7.35 billion daily doses per year^[6]. These
142 figures were attributed to North America and Europe largely and could reflect the increase in
143 the population^[7]. Attrition data with regards to differentiating those with recreational use and
144 those on medical prescription for a long-term conditions during this period remains scarce.

145

146 The World Health Organisation’s (WHO) analgesic framework could be a useful model to
147 consider while determining the rates and prevalence of pain management methods including
148 opioid use among those with and without cancer pain^[8]. It is particularly important to develop
149 evidence-based guidelines specific to each condition, with flexible pain medication use as a
150 single regimen or a combination of treatments that could improve the overall quality of life of
151 these patients^[9]. The premise to increase the strength and frequency of pain medications is
152 in general based on disease burden i.e. progression of symptoms and patients reported
153 symptoms. Pain inferences in particular could play a vital role in the use of analgesics^[10].
154 The primitive consciousness and the link to mental health is yet another factor that would
155 exacerbate pain medication use. Additional approaches, for example using a cognitive
156 behavioural-based therapeutic protocol with pharmaceutical management can benefit
157 patients^[10]. However, the benefits of these approaches remain unclear due to a paucity of
158 evidence from both clinical trials and real-world study evidence. We have designed the POP
159 project as the initial step to conduct exploratory work on pharmaceutical management of
160 chronic pain. With the rising need for comparative effectiveness research, increasingly more
161 systematic reviews focus on evaluating the relative efficacy and acceptability of drugs and
162 therapeutic interventions^[11]. However, some of the interventions for long-term conditions are

163 not available for clinical practice and there are several options with varying efficacy even
164 within a specific class of interventions^[12].

165

166 **Methods**

167

168 We developed a wide systematic methodology and published this as a protocol with multiple
169 research questions in the first instance in PROSPERO (CRD42021235384). Data from
170 studies meeting the inclusion criteria were extracted and Pairwise Meta-Analysis with
171 random and fixed effects models was carried out. Pooled mean difference (MD) together
172 with 95% confidence intervals (CIs) are reported overall and for sub-groups. By combining
173 the direct and indirect comparisons between different interventions, Network Meta-Analysis
174 was conducted to explore the relative treatment effects among all the drugs included in our
175 analysis.

176

177 *Aims*

178

179 The aims of the study was to explore the prevalence of treatments of effects in chronic pain
180 based on pharmaceutical treatments.

181

182 *Search strategy*

183

184 The search strategy used key words of *chronic pain, opioids, acute pain, pain management,*
185 *opioids, NSAIDs, analgesics* across multiple databases (PubMed, Science direct, ProQuest,
186 Web of science, Ovid Psych INFO, PROSPERO, EBSCOhost, MEDLINE, ClinicalTrials.gov
187 and EMBASE).

188

189 *Eligibility criteria*

190

191 All randomised controlled clinical trials (RCTs), epidemiology and mixed-methods studies
192 reporting the use of pain medication for non-cancer chronic pain conditions published in
193 English between the 1st January 1990 and 30st April 2022 were included. Opinions,
194 commentaries and editorials were excluded.

195

196 **{PRISMA diagram}**

197

198 *Data extraction*

199

200 Participants included in the study populations were those who were experiencing chronic
201 pain. All studies reporting drug efficacy associated with chronic pain were extracted by way
202 of the interventions, measures of tool and numeric results. An extraction template specific to
203 the objectives of the study was developed to gather a wider dataset with vital data for
204 statistical analysis. The number of studies was the number of independent RCTs included in
205 analysis, however sub-studies were extracted from the same clinical trials with different
206 duration periods. The results of different stages in one designed study can be regarded as
207 new sub-studies as new rows in data analysis.

208 Data was extracted by two investigators and any disputes for eligibility was discussed and
209 agreed with the Chief Investigator of the study. All studies included within the analyses were
210 independently reviewed.

211

212

213
214
215
216
217
218
219
220
221
222
223
224
225
226
227
228
229
230

Outcome measures

Outcomes were reported as mean, median, standard deviation and confidence intervals. Mean and standard deviation were extracted as the main outcomes including pre-treatment pain scores at baseline, post-treatment pain scores and pain score changes of each group. Multiple pain assessments for confirming a clinical diagnosis, severity and progression of chronic pain were identified. These include VAS (visual analogue scale, 0-10 or 0-100), NRS (11-point numeric rating scale, 0-10), BPI (Brief Pain Inventory interference scale, 0-10), MPQS (McGill Pain Questionnaire-Short Form (Sensory and Affective subscales, VAS intensity measure, 0-10), VRS (verbal rating scale, 0-10), NIH-CPSI (National Institutes of Health Chronic Prostatitis Symptom Index, pain scores, 0-21), PI (pain intensity on a 20-point scale, 0-20).

As most widely used tools for assessing pain such as VAS, NRS, VRS, use a 11-point numeric rating scale from 0 to 10, the following standardisation formula was used to unify all pain scores into the same scale:

$$\text{Scaled Pain Score} = \text{Original Pain Score} * \frac{10}{\text{Scale Range}}$$

231
232
233
234
235
236
237
238
239
240
241
242

As all outcomes of interest were continuous, the calculation based on pain scores was performed by using mean differences (MD) with a 95% confidence interval (CI) to report the effects between the group comparisons.

Exposures

The exposures of interest were selected based on the key features of pharmacological management used to treat non-cancer chronic pain, including and not limited to a pain condition being the primary or the secondary condition. Neurological and psychological symptoms leading up to the use of pharmaceutical use within the included population were also considered.

243
244
245
246
247
248
249
250

Statistical analysis plan

A meta-analysis, pairwise meta-analysis (PMA) and Network meta-analysis (NMA) were used to compare all treatments used in managing chronic pain. The fundamental difference between them is that PMA produces only one estimate of pooling effects from the selected pair of interventions, while NMA produces multiple comparative estimates of pooling effects by connecting all alternative interventions.^[14]

251
252
253
254
255
256
257
258
259

We incorporated direct and indirect treatment comparisons within the NMA providing greater statistical precision compared to a PMA^[20]. Rankings of a set of drugs or combined interventions for assessing chronic pain with respect to their efficacy was calculated based on the netowkr models. Homogeneity and Consistency were tested to see if the assumptions in NMA were violated. NMA was conducted with 2-arm and multi-arm studies including more types of Pharmaceutical interventions. PMA was conducted with 2-arm studies with the placebo as the control group while a pharmaceutical intervention as the experimental group. The overall pharmaceutical efficacy of extracted studies was produced by pooling all

260 treatment effects. PMA was also used on studies with the same drug as the treatment group
261 to see the specific drug efficacy.

262

263 I^2 and p-value were commonly used to detect statistical heterogeneity. A value of I^2 larger
264 than 50% with a much smaller p-value indicates strong heterogeneity. Correspondingly, I^2
265 less than 50% with a large p-value indicates fairly weak heterogeneity^[16]. A random effects
266 model was chosen when there was high heterogeneity, whereas a fixed effects model was
267 used if weak or no heterogeneity was detected^[17]. Due to the presence of high
268 heterogeneity, subgroup analyses were carried out to identify the sources. To assess the
269 robustness of the pooled results within the PMA, a sensitivity analysis was completed.
270 Publication bias was evaluated with funnel plots and Egger tests. The statistical analyses
271 were produced by R and packages were used to provide outputs in compliance with best
272 practice and reporting guidelines^[18].

273

274

275 **Results**

276

277 Of the 119 systematically included studies (Table 1) with 17,708 participants, 24 were used
278 in the meta-analysis. The 24 studies were placebo-controlled RCTs with a primary endpoint
279 of efficacy. Of the 119 studies, 34 were used in the NMA to build a connected network.

280

281 Opioids (Table 2) were most commonly tested in 32 (26.89%) studies enrolling 5518
282 (31.16%) participants, where *Morphine*, *Oxycodone* and *Fentanyl* were prominently tested.
283 *Lidocaine*, *Naloxone* and *Gabapentin* were the most frequently tested non-opioid drugs for
284 chronic pain. The most common pain among chronic pain patients were lower back pain,
285 which was explored in 26 (21.85%) studies with a pooled sample of 4626 (26.12%) while 13
286 studies reported chronic back pain among 1068 (6.03%) participants. The following pain
287 types are post-surgical pain and neuropathic pain with 19 (15.97%) and 10 (8.4%) studies
288 involved to test the efficiency of NSAID drugs on patients.

289

290 Meta-analysis of mean difference of pain scores were applied to 24 studies with a sample of
291 2546 participants, producing a pooled mean difference (MD) of -0.89 (95% CI = [-1.31, -
292 0.47]). There was a significant difference between chronic pain scores of patients taking
293 NSAIDs compared to a placebo. Averagely, 0.89 point (0-10 scale) of pain reduction was
294 observed based on the random effects model. A significant statistical drug efficiency was
295 observed with BTX-A and Ketamine. A negative pooled mean difference was determined
296 between BTX-A and Ketamin versus a placebo with a pain reduction of 0.98 -1.26 based on
297 a -10 scale, respectively. Similar statistical results were not observed with other drugs in
298 comparison to a placebo.

299

300 With the common comparator as “*placebo*”, the connected network included 34 studies, 52
301 pairwise comparisons, 32 interventions and 29 study designs. Gabapentin had a significant
302 mean difference equaling to -1.49 (95% CI = [-2.76, -0.23], p-value < 0.05). Most
303 interventions had a negative mean difference compared to a *placebo*, but a 95% CI covering
304 0 indicated insignificant effects for reducing pain. The results within the network were more
305 conservative with the combination of direct and indirect evidence indicating most
306 pharmaceutical interventions selected might have benefited from the “*placebo effect*”.

307

308
309

Table 1 Characteristics of the studies included in systematic review

Study ID	Authors	Publication Year	Study Type	Pain Type	Intervention	Sample Size	Mean Age	Country	Included for MA	Included for NMA
1	Weizman et al.	2018	P-C,RCT	Chronic-pain	THC	17	33.3	Israel	No	No
2	Krebs et al.	2018	RCT	Back,Arthritis,Chronic-pain	Opioid	240	56.8	USA	No	No
3	AbdelHafeez et al.	2019	Double-blind,P-C,RCT	Chronic-pain	Gabapentin	60	32.7	UK	Yes	Yes
4	Bushey et al.	2021	RCT	Chronic-pain	Opioid	241	37	USA	No	No
5	Bruehl et al.	2021	Double-blind,P-C,RCT,Cross over	Low-back,Chronic-pain	Morphine + Naloxone	191	36.5	USA	No	No
6	Worley et al.	2015	RCT	Chronic-pain	Buprenorphine/Naloxone	149		USA	No	No
7	Dindo et al.	2018	Single-blinded,RCT	Postsurgical,Chronic-pain	ACT	76	62.2	USA	No	No
8	Hruschak et al.	2019	Single-blinded,RCT	Chronic-pain	IPGT	30	53.9	USA	No	No
9	Azevedo et al.	2013		Chronic-pain	Opioid	2213	45	Portugal	No	No
10	Gudin et al.	2020	Open-label,P-C,Uncontrolled	Low-back,Noncancer,Chronic-pain	NKTR-181	402	52	USA	No	No
11	Stahl et al.	2019	RCT	Low-back,Chronic-pain	Venlafaxine	209	69.6	USA	No	No
12	Schliessbach et al.	2018	Double-blind,P-C,RCT	Low-back,Chronic-pain	Imipramine	50	54.4	Switzerland	No	No
13	Mohamed et al.	2016	Double-blind,RCT	PostsurgicalNeuropathic,Cancer,Chronic-pain	Morphine	90	50.43	Egypt	No	No
14	Schliessbach et al.	2018	P-C,RCT	Low-back,Chronic-pain	Oxycodone+Imipramine+Clobazam	98	55	Switzerland	No	Yes
15	Hermans et al.		Double-blind,P-C,RCT,Cross over	Arthritis,Chronic-pain	Naloxone	31	39.8	Belgium	No	No
16	Todorov et al.	2005		Chronic-pain	Gabapentin+Tiagabine	91	42	USA	No	Yes
17	Sadatsune et al.		Double-blind,P-C,RCT	Chronic-pain	Gabapentin	40	51.5	Brazil	No	No
18	Edwards et al.	2016	RCT	Back,Chronic-pain	Opioid	31	49	USA	No	No
19	Katz et al.	2011	Double-blind,P-C,RCT	Low-back,Chronic-pain	Naproxen +Tanezumab	129	52.1	USA	No	No
20	Hayek et al.	2021	Double-blind,RCT,Crossover	Chronic-pain	Opioid+Bupivacaine	16	63.1	USA	No	No
21	Schliessbach et al.	2017	Double-blind,P-C,Crossover	Back,Chronic-pain	Clobazam	49	54.3	Switzerland	No	Yes
22	Bruehl et al.	2004	Double-blind,P-C,RCT,Cross over	Low-back,Noncancer,Chronic-pain	Opioid	28	37.3	USA	No	No
23	Kim et al.	2018	Double-blind,RCT	Postsurgical,Chronic-pain	Nefopam	58	40	South korea	No	No

24	Eisenach et al.	2010	Double-blind, P-C, RCT, Cross over	Chronic-pain	Ketorolac	15	44		No	No
25	Rauk et al.	2014	Single-blinded, RCT, Crossover	Chronic-pain	Adenosine /Clonidine	22	44	USA	No	No
26	Buchheit et al.	2019	Double-blind, P-C, RCT	Postsurgical, Chronic-pain	Valproate	128	57	USA	No	No
27	Papadokostakis et al.	2005		Back, Chronic-pain	Calcitonin	110	65	Greece	No	No
28	Gould et al.	2020	Double-blind, 4-arm, RCT	Back, Chronic-pain	Desipramine	141	51.5	USA	No	Yes
29	Schnitzer et al.	2016	Double-blind, P-C, RCT	Back, Chronic-pain	D-cycloserine	41	53.2	USA	No	No
30	Neke et al.	2015	Double-blind, P-C, RCT, Cross over	Low-back, Noncancer, Chronic-pain	Hydrocortisone	26	71	Australia	Yes	Yes
31	Sopata et al.	2015	Double-blind, P-C, RCT	Chronic-pain	Opioid	100	62.1	Poland	No	No
32	Kendall et al.		Double-blind, P-C, RCT	Postsurgical, Chronic-pain	Lidocaine	148	48	usa	No	No
33	Hongo et al.	2015	RCT	Back, Chronic-pain	Risedronate+Elcatonin	45	70.9	Japan	No	No
34	Amr & Yousef	2010	Double-blind, RCT	Postsurgical, Chronic-pain	Venlafaxine+Gabapentin	150	45	Egypt	No	No
35	Pedersen et al.	2014	Double-blind, RCT	Chronic-pain	Codeine+Paracetamol	58	49	Norway	No	No
36	Choi et al.	2016	Double-blind, RCT	Postsurgical, Chronic-pain	Lidocaine	90	34	Korea	No	No
37	Bruehl et al.	2014	P-C, RCT	Back, Chronic-pain	Morphine+Naloxone	50	36.9	USA	Yes	Yes
38	Chrubasik et al.	2010	Double-blind, P-C, RCT	Chronic-pain	Capsicum	130	48.9	Germany	No	No
39	Schliessbach et al.	2017	Double-blind, P-C, RCT, Cross over	Back, Chronic-pain	Oxycodone	50	55	Switzerland	No	Yes
40	Bruehl & Chung	2006	Double-blind, P-C, RCT, Cross over	Low-back, Chronic-pain	Naloxone	119	35.1	USA	No	No
41	Bruehl et al.	2013	Double-blind, P-C, RCT, Cross over	Low-back, Chronic-pain	Naloxone+Morphine	76	37.9	USA	No	No
42	Burns et al.	2017	Double-blind, P-C, RCT	Low-back, Chronic-pain	Naloxone+Morphine	89	36.9	USA	No	No
43	Eker et al.	2016	Double-blind, RCT	Knee, Arthritis, Chronic-pain	Lidocaine	52	65.15	Turkey	Yes	Yes
44	Kim et al.	2015	Double-blind, RCT	Cancer, Chronic-pain	Opioid	49	62	Korea	No	No
45	Kimos et al.	2007	Double-blind, P-C, RCT	Chronic-pain	Gabapentin	50	33.58	Canada	Yes	Yes
46	Narang et al.	2008	Double-blind, P-C, RCT, Cross over	Chronic-pain	Opioid	30	43.5	USA	No	No
47	Peyton et al.	2017	P-C, RCT	Postsurgical, Chronic-pain	Ketamine	80	55.3	Australia	No	No

48	Katz et al.	2005	P-C,RCT,Cross over	Low-back,Chronic-pain	Bupropion	60	49.8		Yes	Yes
49	Hashmi et al.	2012	Double-blind,P-C,RCT	Back,Chronic-pain	Lidocaine	30	51.36	USA	No	No
50	Shimoyama et al.	2014	Double-blind,P-C,RCT,Cross over	Cancer,Chronic-pain	Fentanyl	51	59.1	Japan	No	No
51	Wreje & Brorsson	1995	RCT	Chronic-pain	Sterile water	117	>=25	Sweden	No	No
52	Han et al.	2016	Double-blind,P-C,RCT	Neuropathic,Chronic-pain	BTX-A	40	53.1	korea	Yes	Yes
53	Rauk et al.	2014	Double-blind,P-C,RCT	Chronic-pain	Hydrocodone	510	50.4	USA	No	No
54	Kim et al.	2010	Double-blind,P-C,RCT	Postsurgical,Chronic-pain	Pregabalin	94	39	Korea	No	No
55	Lee et al.	2019	RCT	Chronic-pain	BTX-A	60	50.9	Korea	No	No
56	Rashiq et al.	2003	Double-blind,P-C,RCT,Cross over	Low-back,Chronic-pain	Fentanyl	28	54		Yes	Yes
57	Kang et al.	2020	Double-blind,P-C,RCT	Postsurgical,Chronic-pain	Ketamine	168	50.8	korea	No	No
58	Lipton et al.	2021	P-C,RCT	Chronic-pain	Erenumab	955	41.1	Canada-13*	No	No
59	Williamson et al.	2014	P-C,RCT	Low-back,Knee,Arthritis,Chronic-pain	Duloxetine	780	63.2	Canada	No	No
60	Guo et al.	2020	RCT	Low-back,Chronic-pain	Celecoxib Eperisone	150	36	China	No	No
61	Damjanovic et al.	2018	Double-blind,P-C,RCT	Chronic-pain	ACS	32	59		No	No
62	Abd-Elshafy et al.	2019	Double-blind,RCT	Postsurgical,Chronic-pain	Bupivacaine	60	35	Egypt	No	Yes
63	Levesque et al.	2021	Double-blind,RCT	Chronic-pain	BTX+Ropivacaine	80	53.1		No	No
64	Maher et al.	2018	P-C,RCT	Chronic-pain	Ketamine	79	50.32	USA	No	No
65	Barry et al.	2019	RCT	Back,Chronic-pain	Methadone	40	37.7	USA	No	No
66	Shokeir & Mousa	2015	Double-blind,P-C,RCT	Chronic-pain	Bupivacaine	60	32.8	Egypt	Yes	Yes
67	Scudds et al.	1995	Double-blind,P-C,RCT	Chronic-pain	Lidocaine	61	46.1	Canada	No	No
68	Gimbel et al.	2016	Double-blind,P-C,RCT	Low-back,Chronic-pain	Buccal buprenorphine	510	52.8	USA	No	No
69	Matsuoka et al.	2019	P-C,RCT	Neuropathic,Cancer,Chronic-pain	Duloxetine	70	64.7	Japan	No	No
70	Yurekli et al.	2008	Double-blind,P-C,RCT	Chronic-pain	Sodium valproate	70	40	Turkey	Yes	Yes
71	Maarrawi et al.	2018	Double-blind,P-C,RCT	Chronic-pain	Amitriptyline	112	43.54	Lebanon	Yes	Yes
72	Li et al.	2018	Double-blind,RCT	Postsurgical,Chronic-pain	Ropivacaine+Dexamethasone	52	62	China	No	No
73	Almog et al.	2020	Double-blind,3-arm,RCT,Cro	Chronic-pain	THC	27	48.3	Israel	No	No

			ssover							
74	Wylyde et al.	2015	Double-blind,RCT	Postsurgical,Knee ,Chronic-pain	Bupivacaine	273	66	UK	No	No
75	Matsukawa et al.	2020	RCT	Chronic-pain	Cernitin+Tadalafil	100	65.9	Japan	No	No
76	Haddad et al.	2018	Double-blind,P-C,RCT,Cross over	Chronic-pain	Apomorphine	35	56.2	Israel	No	No
77	de Vries et al.	2016	Double-blind,P-C,RCT	Postsurgical,Chronic-pain	THC	65	52.2	Netherlands	Yes	Yes
78	Urquhart et al.	2018	Double-blind,RCT	Low-back,Chronic-pain	Amitriptyline	146	53.5	Australia	No	Yes
79	Lichtman et al.	2018	Double-blind,P-C,RCT	Cancer,Chronic-pain	Nabiximols	397	59.2	Belgium-12*	No	No
80	Schiphorst et al.	2014	Trible-Blind,P-C,RCT	Low-back,Chronic-pain	Acetaminophen/Tramadol	50	42	Netherlands	No	No
81	Cardenas et al.	2002	RCT	Chronic-pain	Amitriptyline	84	41	USA	Yes	Yes
82	Arnold et al.	2012	Double-blind,P-C,RCT	Chronic-pain	Milnacipran	1025	49.1	USA	No	No
83	Wasan et al.	2005	Double-blind,P-C,RCT,Cross over	Low-back,Chronic-pain	Morphine	20	44.2	USA	No	No
84	Baron et al.	2014	Double-blind,RCT	Neuropathic,Low-back,Chronic-pain	Tapentadol/Pregabalin	445	56.3	Germany	No	No
85	Portenoy et al.	2007	Double-blind,P-C,RCT	Low-back,Chronic-pain	Fentanyl	77	48.9	USA	No	No
86	Likar et al.	1997	Double-blind,RCT,Cross over	Arthritis,Chronic-pain	Morphine	21	68	Austria	No	No
87	Schwartzman et al.	2009	Double-blind,P-C,RCT	Chronic-pain	Ketamine	20	38	USA	Yes	Yes
88	Chu et al.	2012	Double-blind,P-C,RCT	Back,Chronic-pain	Morphine	139	44	USA	Yes	Yes
89	Sandrini et al.	2011	Double-blind,P-C,RCT	Chronic-pain	BoNTA	56	48.5	USA	No	No
90	Mahowald et al.	2009	Single-blinded,P-C,RCT	Arthritis,Chronic-pain	BoNTA	40	>=48	USA	Yes	Yes
91	Loftus et al.	2010	Double-blind,P-C,RCT	Back,Chronic-pain	Ketamine	102	51.7	Lebanon /USA	Yes	Yes
92	Lehmann et al.	1997	P-C,RCT	Postsurgical,Chronic-pain	Fentanyl	29	44.15	USA	No	No
93	Kahlenberg et al.	2017	P-C,RCT	Chronic-pain	Celecoxib	98	34.2	USA	Yes	Yes
94	Silberstein et al.	2009	Double-blind,P-C,RCT	Chronic-pain	Topiramate	306	38.2	USA	No	No
95	Burgher et al.	2011	Double-blind,RCT	Low-back,Chronic-pain	Lidocaine	26	44.1	USA	No	No
96	McCleane	1999	Double-blind,P-C,RCT,Cross over	Neuropathic,Chronic-pain	Phenytoin	20	40	Ireland	Yes	Yes
97	Naliboff et al.	2011	2-arm,RCT	Chronic-pain	Opioid	135	52.7	USA	No	No

98	Booth et al.	2017	P-C,RCT	Postsurgical,Chronic-pain	Morphine	74	28	USA	No	Yes
99	Lee et al.	2006	Single-blinded,RCT	Chronic-pain	Rowatinex /buprofen	50	44.2	Korea	No	No
100	Levendoglu et al.	2004	Double-blind,P-C,RCT,Cross over	Neuropathic,Chronic-pain	Gabapentin	20	35.9	Turkey	Yes	Yes
101	Yousef & Alzeftawy	2018	Double-blind,RCT	Chronic-pain	Opioid	100	53.44	Egypt	No	Yes
102	Yelland et al.	2009	Double-blind,P-C,RCT,Cross over	Neuropathic,Chronic-pain	Gabapentin	73	57.8	Australia	No	No
103	Yucel et al.	2004	Double-blind,P-C,RCT	Neuropathic,Chronic-pain	Venlafaxine	55	48.94	Turkey	No	No
104	Hudson et al.	2021	Double-blind,P-C,RCT	Knee,Arthritis,Chronic-pain	Nortriptyline	205	64.4	New Zealand	Yes	Yes
105	Rauck et al.	2006	Double-blind,P-C,RCT	Chronic-pain	Ziconotide	220	52.5	USA	No	No
106	Sandner-Kiesling et al.	2010	Double-blind	Noncancer,Chronic-pain	Naloxone+ Oxycodone	379	56.2	Austria/Germany	No	No
107	Wang et al.	2017	RCT	Chronic-pain	Diosmin	300	41	China	No	Yes
108	Hawley et al.	2020	Double-blind,P-C,RCT,Cross over	Cancer,Chronic-pain	Lidocaine	25	53.76	Canada	No	No
109	Mathieson et al.	2017	Double-blind,P-C,RCT	Chronic-pain	Pregabalin	209	66	Australia	No	No
110	Wetzel et al.	2015	Double-blind,P-C,RCT,Cross over	Low-back,Noncancer,Chronic-pain	Nonopioid analgesic drugs	36	55	Austria	No	No
111	Khan et al.	2019	P-C,RCT	PostsurgicalNeuropathic,Cancer,Chronic-pain	Lidocaine+ Pregabalin	100	55.2	Canada	No	No
112	Clarke et al.	112	Double-blind,RCT	Postsurgical,Chronic-pain	Gabapentin	126	58.9	Canada	Yes	Yes
113	Ma et al.	113	Double-blind,P-C,RCT	Chronic-pain	Oxycodone	116	58.2	China	Yes	Yes
114	J. H. Lee & C. S. Lee	114	Double-blind,P-C,RCT	Low-back,Chronic-pain	TA-ER	245	59.9	Korea	No	No
115	Imamura et al.	2016	Triple-Blind,RCT	Low-back,Chronic-pain	Lidocaine	378	48.26	Brazil	No	No
116	Baron et al.	2015	RCT	Neuropathic,Low-back,Chronic-pain	Tapentadol	258	58.1	Germany	No	No
117	Kim et al.	2017	Double-blind,RCT	Postsurgical,Cancer,Chronic-pain	Lidocaine+ Magnesium	126	48.7	Korea	Yes	Yes
118	Iwamura et al.	2015	RCT	Chronic-pain	Eviprostat	100	50.1	Japan	No	No
119	Zhang et al.	2021	Double-blind,P-C,RCT	Chronic-pain	Ningmitai	120	33.7	China	No	No

310 Canada-13*: "Canada-13" was used as the group of 13 countries: "Canada, Austria, Belgium, Czech Republic, Finland,
 311 Germany, Poland, Slovakia, Sweden, the United Kingdom, Turkey, the Netherlands and USA".
 312 Belgium-12*: "Belgium-12" was used as the group of 12 countries: "Belgium, Bulgaria, Czechia, Germany, Hungary, Latvia,
 313 Lithuania, Poland, Puerto Rico, Romania, United Kingdom, United States".
 314

315
316
317

Table 2 Summary of drug and pain types included in systematic review

Summary of drug and pain types included in studies systematic review			
Classes	Drug types	Studies (Number, %)	Participants (Number, %)
Opioids 32 (26.89%)	Oxycodone	4 (3.36%)	643 (3.63%)
	Fentanyl	4 (3.36%)	185 (1.04%)
	Methadone	1 (0.84%)	40 (0.23%)
	Morphine	9 (7.56%)	750 (4.24%)
	Buprenorphine	2 (1.68%)	659 (3.72%)
	Codeine	1 (0.84%)	58 (0.33%)
	Other Opioids	11 (9.24%)	3183 (17.97%)
Nonopioids	Naloxone	8 (6.72%)	1084 (6.12%)
	Gabapentin	8 (6.72%)	610 (3.44%)
	Lidocaine	10 (8.4%)	1036 (5.85%)
	Ketamine	5 (4.2%)	449 (2.54%)
	Amitriptyline	3 (2.52%)	342 (1.93%)
	Bupivacaine	4 (3.36%)	409 (2.31%)
	THC	3 (2.52%)	109 (0.62%)
	Others	54 (45.38%)	9251 (52.24%)
Categories	Pain types	Studies (Number, %)	Participants (Number, %)
Chronic Pain	Postsurgical	19 (15.97%)	1987 (11.22%)
	Neuropathic	10 (8.4%)	1171 (6.61%)
	Low Back	26 (21.85%)	4626 (26.12%)
	Cancer	8 (6.72%)	908 (5.13%)
	Back (Except Low-Back)	13 (10.92%)	1068 (6.03%)
	Knee	4 (3.36%)	1310 (7.4%)
	Arthritis	7 (5.88%)	1369 (7.73%)
	Pelvic	4 (3.36%)	300 (1.69%)
	Other Chronic Pain	42 (35.29%)	8578 (48.44%)

318
319

Pairwise Meta-Analysis (PMA)

321

322 The PMA included 24 studies with pairwise comparisons between drugs and a placebo. The
323 experimental and control group comprised of "Amitriptyline", "BTX-A", "Gabapentin",
324 "Ketamine", "Lidocaine", "Morphine", "Naloxone" and a placebo, respectively. A single study
325 reported "Fentanyl", "Ningmitai", "THC", and "Oxycodone".

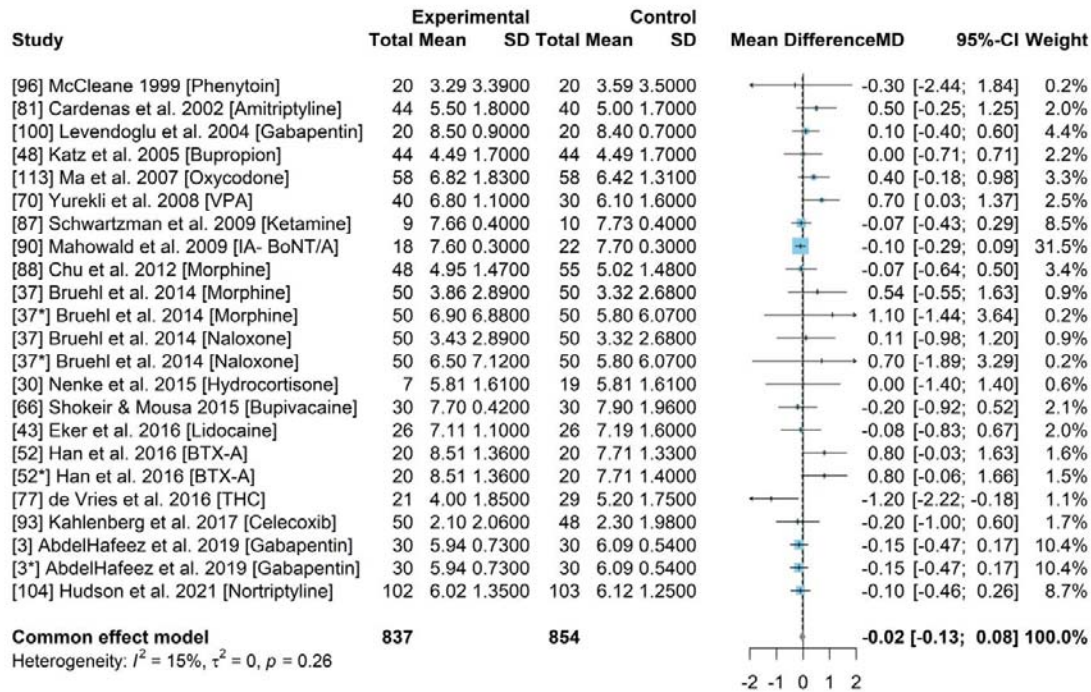
326

PMA for Baseline Pain Score

327

328
329 The PMA was used to test baseline pain score differences between the experimental and
330 control group in 18 studies which comprised of a total sample of 1,691 participants. The
331 experimental and control groups comprised of 837 and 854 participants, respectively, with a

332 pooled mean difference (MD) of -0.02 (95% CI = [-0.13, 0.08]). The 95% CI was 0 and
 333 therefore, no statistically significant difference between baseline pain scores of two groups.
 334 [Figure 1]. A weak statistical heterogeneity of 15% of I^2 ($p = 0.26$) was determined. This
 335 combined with the statistical insignificance indicates the randomisation of was completed
 336 accurately and that it is scientifically justifiable to use the post-treatment pain scores directly
 337 as the outcomes to evaluate treatment effects.
 338



339
 340 Figure 1. Forest plot for the baseline pain scores of experimental group and control group across 18
 341 studies.
 342

343 *PMA for drug efficacy between NSAID compared to a placebo*

344
 345 This PMA included 24 studies [Figure 2] with 2418 participants, with a MD of -0.89 (95% CI
 346 = [-1.31, -0.47]). The experimental and control group comprised of 1219 and 1199,
 347 respectively. A significant statistical heterogeneity of 92% of I^2 (p -value < 0.01) was
 348 identified. Mean difference (MD) was calculated to assess if there is statistically significant
 349 difference of post-treatment pain scores between experimental group and control group. The
 350 95% CI was less than 0 which indicated a significant treatment effect with a reduction in pain
 351 by 0.89-point (0-10 scale) compared to those who were given a placebo.
 352

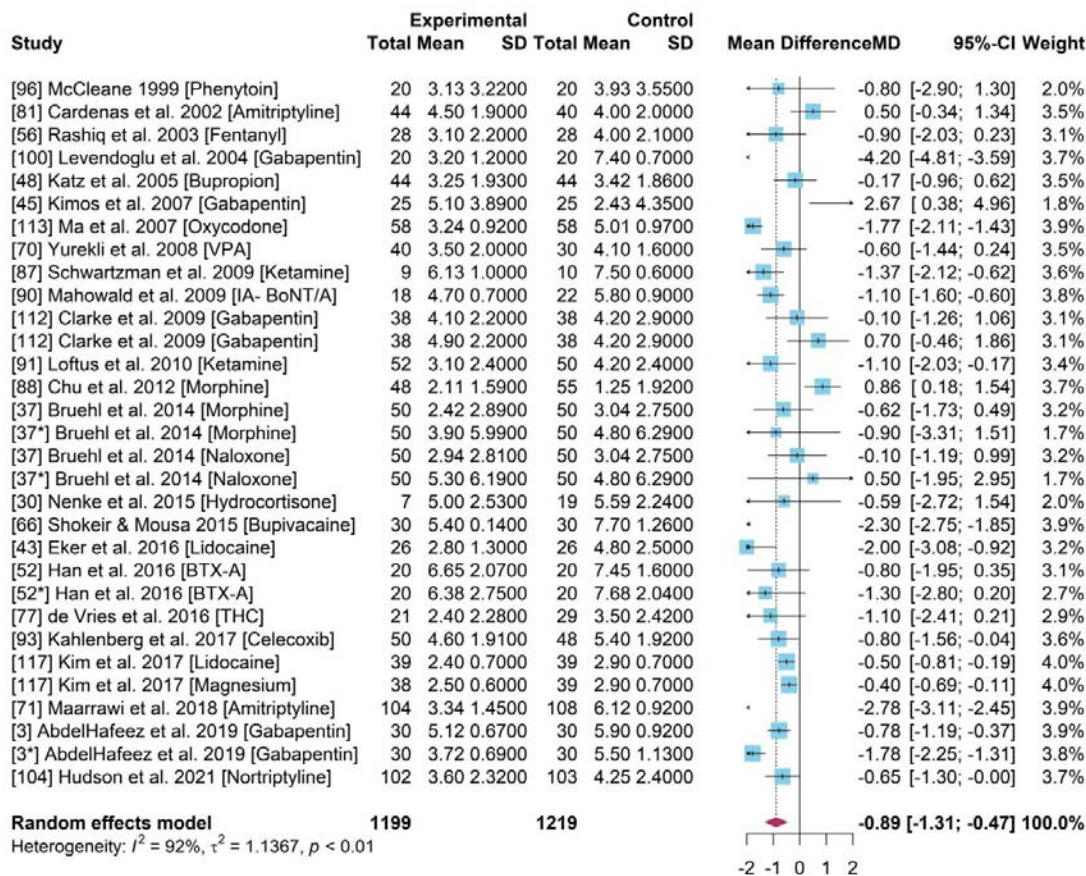


Figure 2. Forest plot for the pain scores of experimental group and control group across 24 studies testing all NSAID drugs (including some unnamed Opioids drugs).

Meta-Analyses

A statistically low heterogeneity of 0% of I^2 (p -value > 0.5) was identified among studies with *BTX-A*, *Ketamine* and *Naloxone* [Figure 3b and 3d]. *BTX-A* [Figure 3b] and *Ketamine* [Figure 3d] indicated statistically significant drug efficacy of -1.07 $[-1.51, -0.64]$ and -1.26 $[-1.85, -0.68]$, respectively. The treatment efficiency compared to the placebo had a 1 point pain reduction within a 0-10 evaluation scale. Ketamine demonstrated optimal efficacy with a 1.26 point pain reduction on average.

The PMA for *BTX-A* (Figure 3b) and *Naloxone* (Figure 3g) showed a low heterogeneity as the data was pooled from a single study.

Studies on *Amitriptyline*, *Gabapentin*, *Lidocaine* and *Morphine* had a high heterogeneity and a statistically insignificant drug efficacy (Figure 3a, c, e, f). The mean difference of 95% CI was 0 indicating an insignificant treatment difference between the drugs and placebo based on the random effects model.

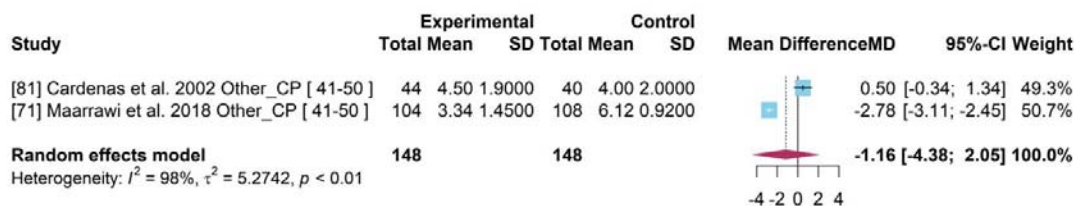


Figure 3a. Forest plot for drug efficiency of Amitriptyline.

377
378
379
380

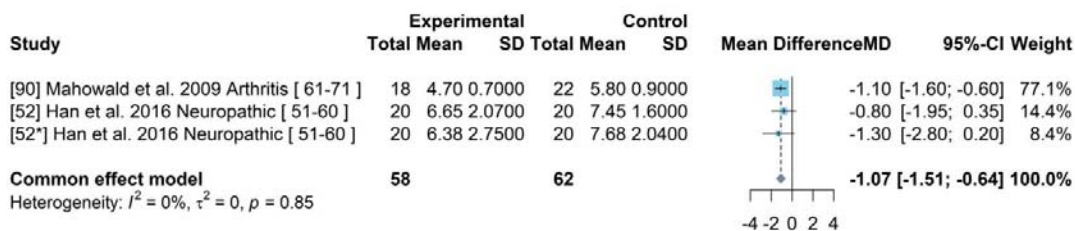


Figure 3b. Forest plot for drug efficiency of BTX-A.

381
382
383

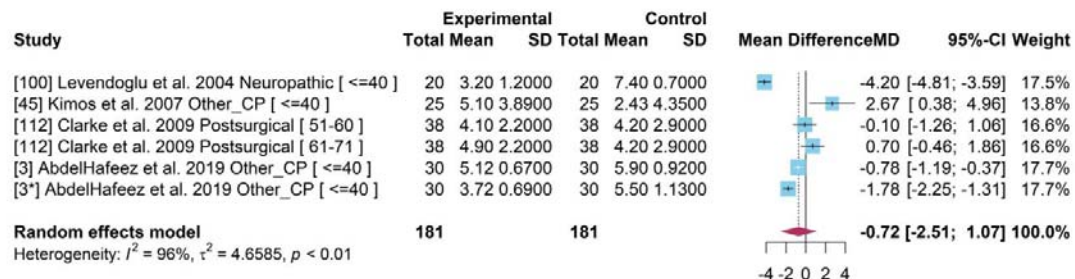


Figure 3c. Forest plot for drug efficiency of Gabapenin.

384
385
386

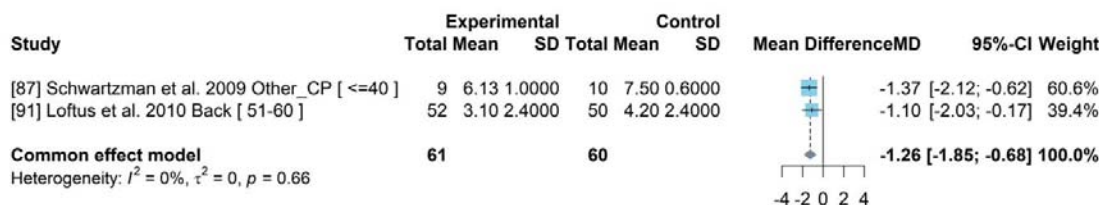


Figure 3d. Forest plot for drug efficiency of Ketamine.

387
388
389

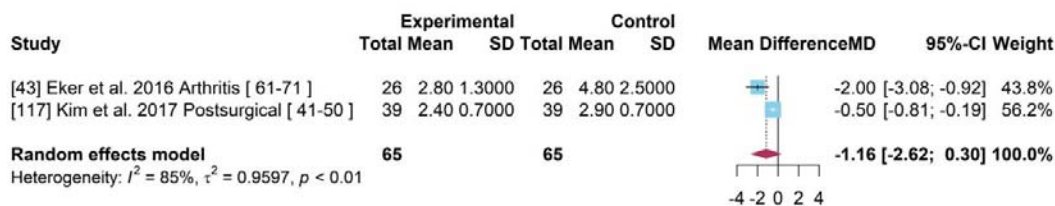
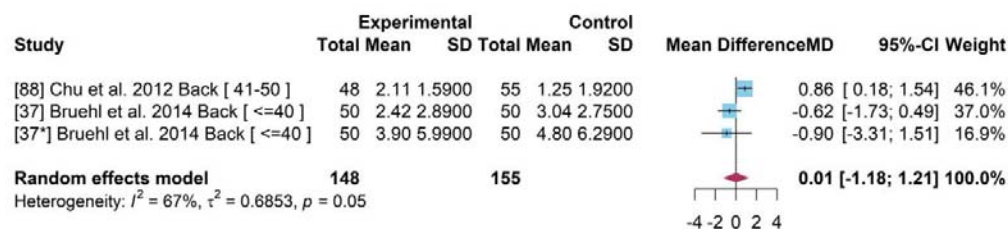


Figure 3e. Forest plot for drug efficiency of Lidocaine.

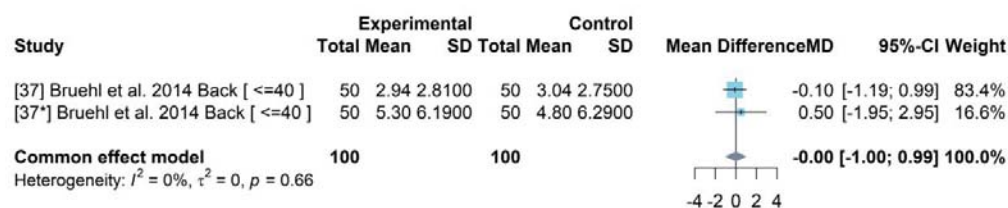
390
391

392
393



394
395
396

Figure 3f. Forest plot for drug efficiency of Morphine.



397
398
399

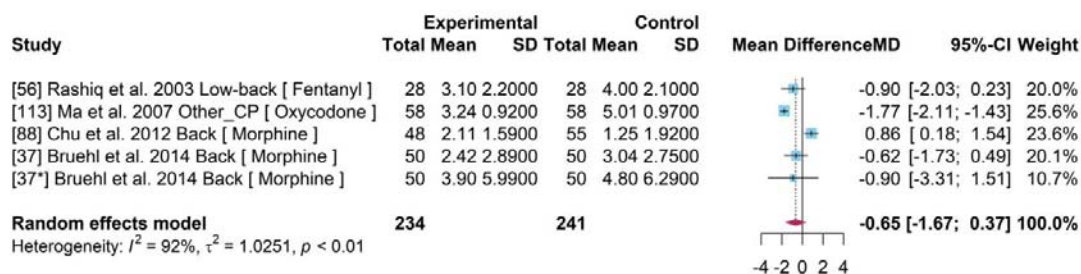
Figure 3g. Forest plot for drug efficiency of Naloxone.

400
401

Opioids drugs

402
403
404
405
406
407

A meta-analysis was conducted with 4 studies with Opioids [Figure 4]. A pooled MD of -0.65 and a 95% CI [-1.67, 0.37] was determined indicating an insignificant treatment effect of opioids drugs compared to a placebo. A statistically significant heterogeneity of 92% of I^2 (p -value < 0.01) was identified.



408
409
410
411
412
413
414
415
416
417
418
419
420
421
422

Figure 4. Forest plot for drug efficiency of Opioids drugs*.

423 *Network Meta-analysis (NMA)*

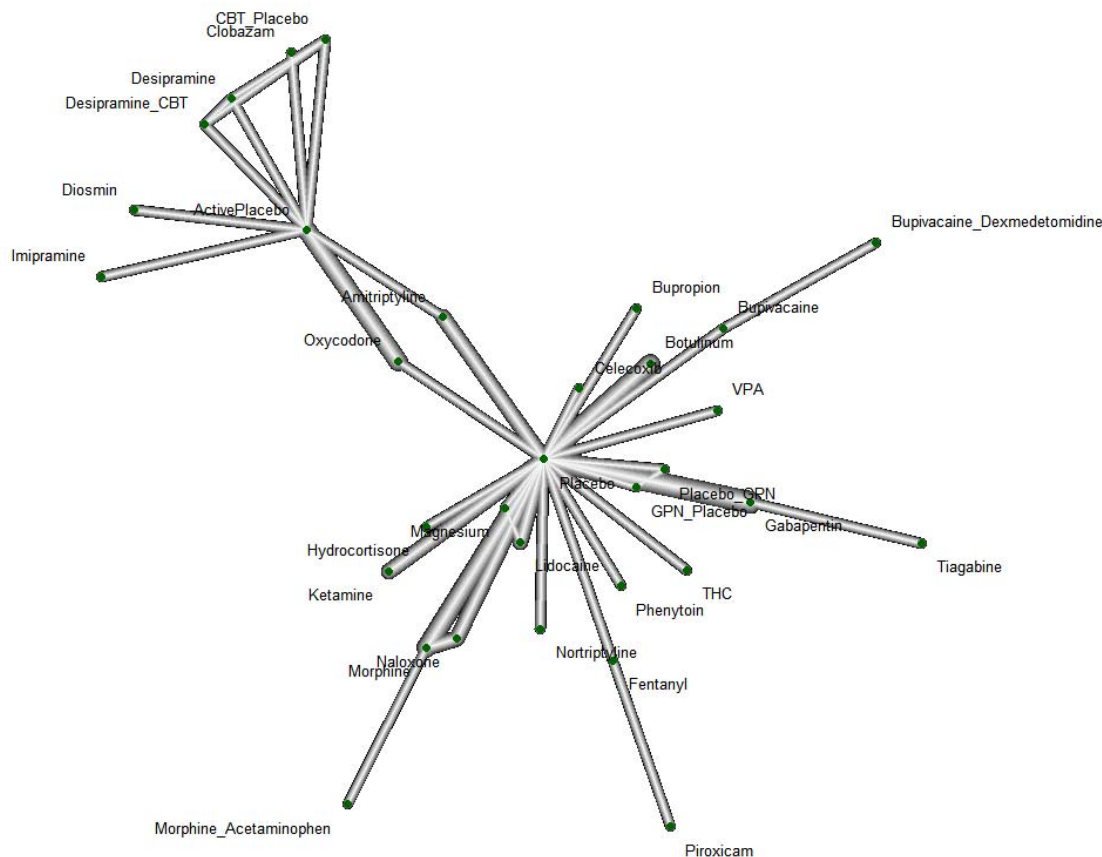
424

425 A NMA [Figure 5] was completed for 34 studies. The nodes correspond to each intervention
426 included within the network where the interventions with direct comparisons are linked with a
427 line. The thickness of lines corresponds to the number of trials evaluating the comparison. A
428 connected network was built based on the *placebo* which was mostly *Tolterodine* based on
429 the original studies. The evaluations between interventions were supported by direct
430 comparison and indirect comparison

431

432

Opioids drugs*: including Fentanyl, Oxycodone, Morphine and other unnamed Opioids drugs.



433

434 Figure 5 Network plot where Placebo was the reference group with 34 studies and 32 interventions.

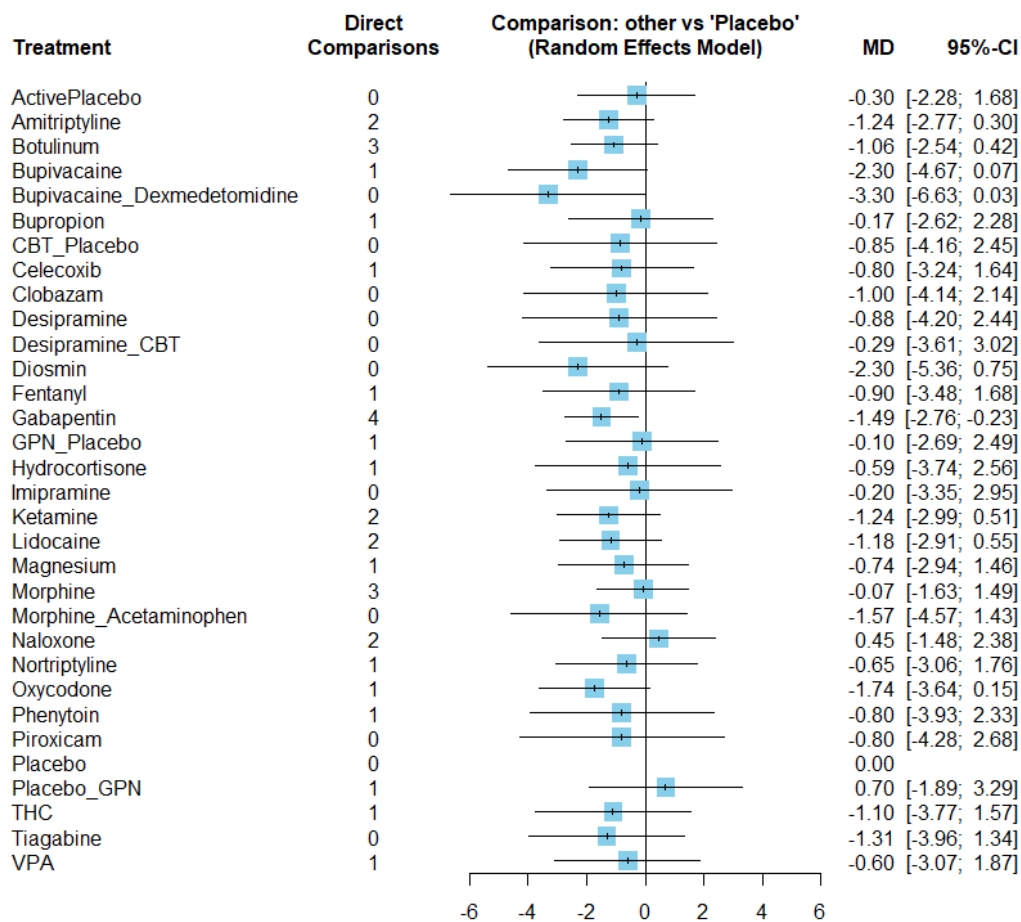
435

436

437

438

439



440

441

Figure 6 Forest plot for intervention efficiency compared to Placebo in NMA

442

443 In the network with the placebo as the reference group, *Gabapentin* [Figure 6] comprised of
 444 a MD equaling to -1.49 (95% CI = [-2.76, -0.23], p-value < 0.05) indicating a significant effect
 445 on reducing chronic pain and direct comparisons were made using 4 studies [Figure 7a]. The
 446 pooled MD of *Botulinum* and *Ketamine* were -1.06 and -1.24, respectively. These were
 447 similar to the results in the PWA, but their 95% CI was 0 therefore showed insignificant effect
 448 on pain reduction compared to a placebo. Most combined interventions had a negative MD
 449 compared to a placebo with a 95% CI of 0 indicated statistically insignificant results for
 450 reducing pain.

451

452 *Imipramine*, *Diosimin*, *Desipramine*, *Clobazam*, *Piroxicam* and *Tiagabine* had not been
 453 directly compared to a placebo based on the identified data therefore the comparative
 454 treatment effected between them and a placebo was not possible to complete.

455

456

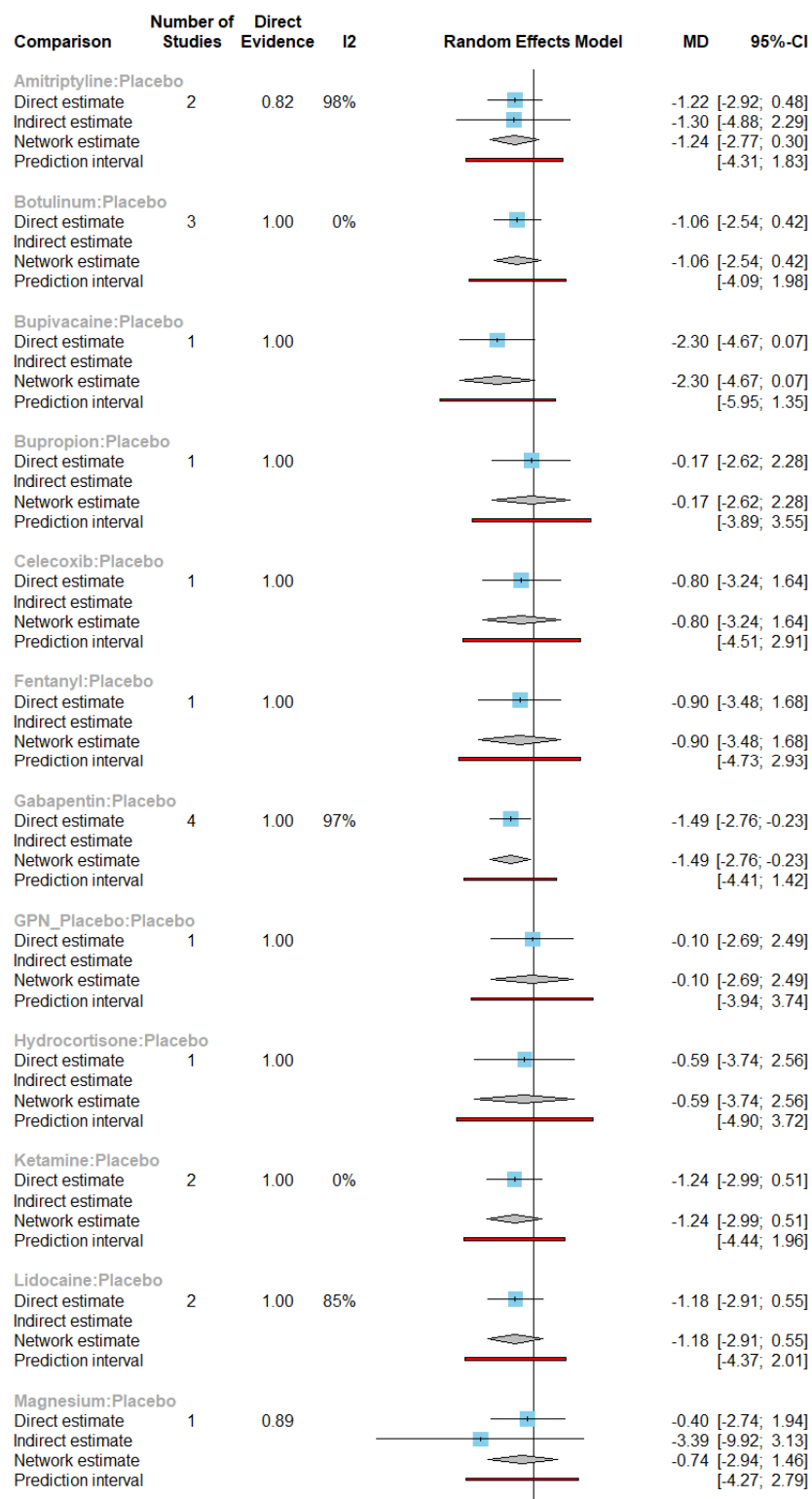
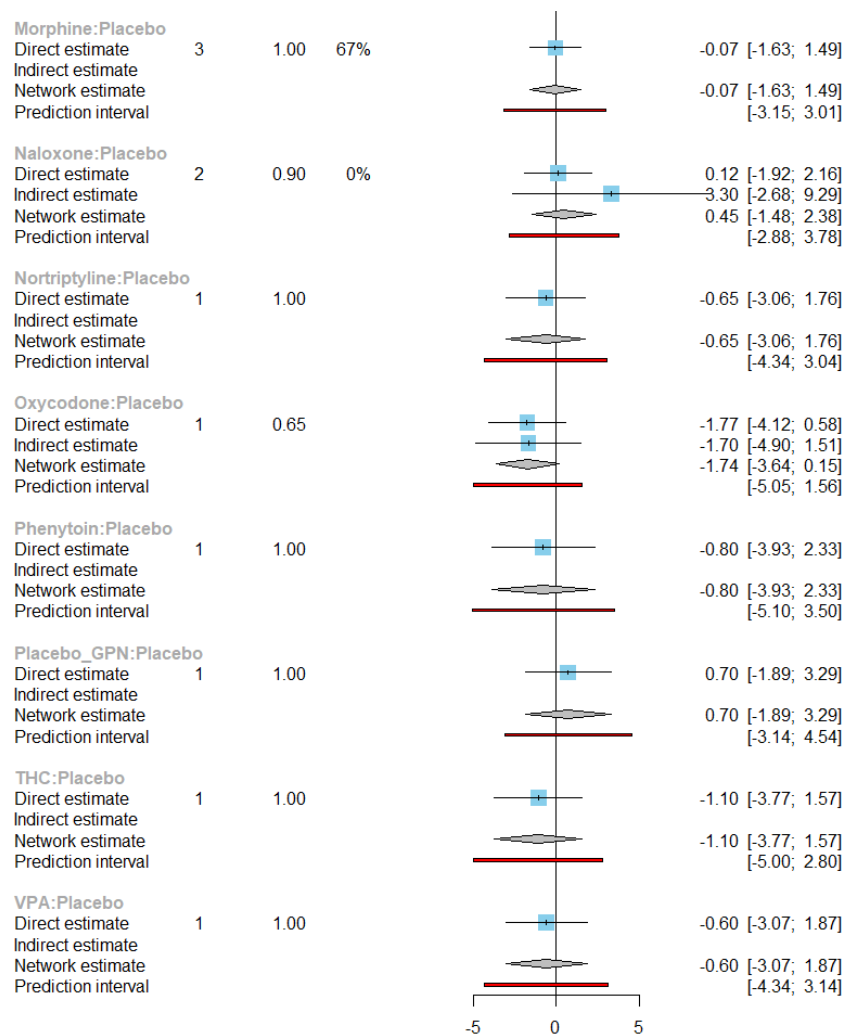


Figure 7a Forest plot for intervention efficiency compared to Placebo in NMA with detailed direct and indirect comparisons

457
458
459
460
461



462

463 Figure 7b Forest plot for intervention efficiency compared to Placebo in NMA with detailed direct and
 464 indirect comparisons

465

466

467

467 Subgroup Analysis

468

469

470 A subgroup analyses was conducted for 24 studies within the meta-analysis to explore the
 471 sources of heterogeneity and unbiased estimation based on age, pain type, period and
 472 geographical location [Figure 8]. The sub-group analysis for pain type, time period and
 473 geographical location can be found in the supplementary file whilst average age is shown
 474 below.

474

475

475 Subgroup analysis for pain core difference based on different age groups

476

477

478 It showed that the heterogeneity among studies with participants who were older than 50
 479 years old had changed with decreased I^2 ($I^2 = 48%$ for “51-60”, $I^2 = 68%$ for “61-71”). A
 480 common effects model was chosen for subgroup “51-60”, which produced a higher
 481 estimation of pain reduction with a mean difference of -1.46 (95% CI = [-1.74, -1.18]). Based
 on the high heterogeneity ($I^2 > 50%$), random effects models were built for other

482 subgroups. The group with participants younger than 40 years older obtained a significant
 483 drug efficiency (MD = -1.05, 95% CI = [-1.85, -0.24]). The pooled drug effects [Figure 8] in
 484 the 41-50 and 61-71 years of age groups were much lower than the overall treatment effect
 485 of NSAID drugs identified in the PMA. The 95% CI of 0 indicated statistically ineffective
 486 compared to the placebo. The random effects models showed the decrease of heterogeneity
 487 indicating that age may be a source of heterogeneity.

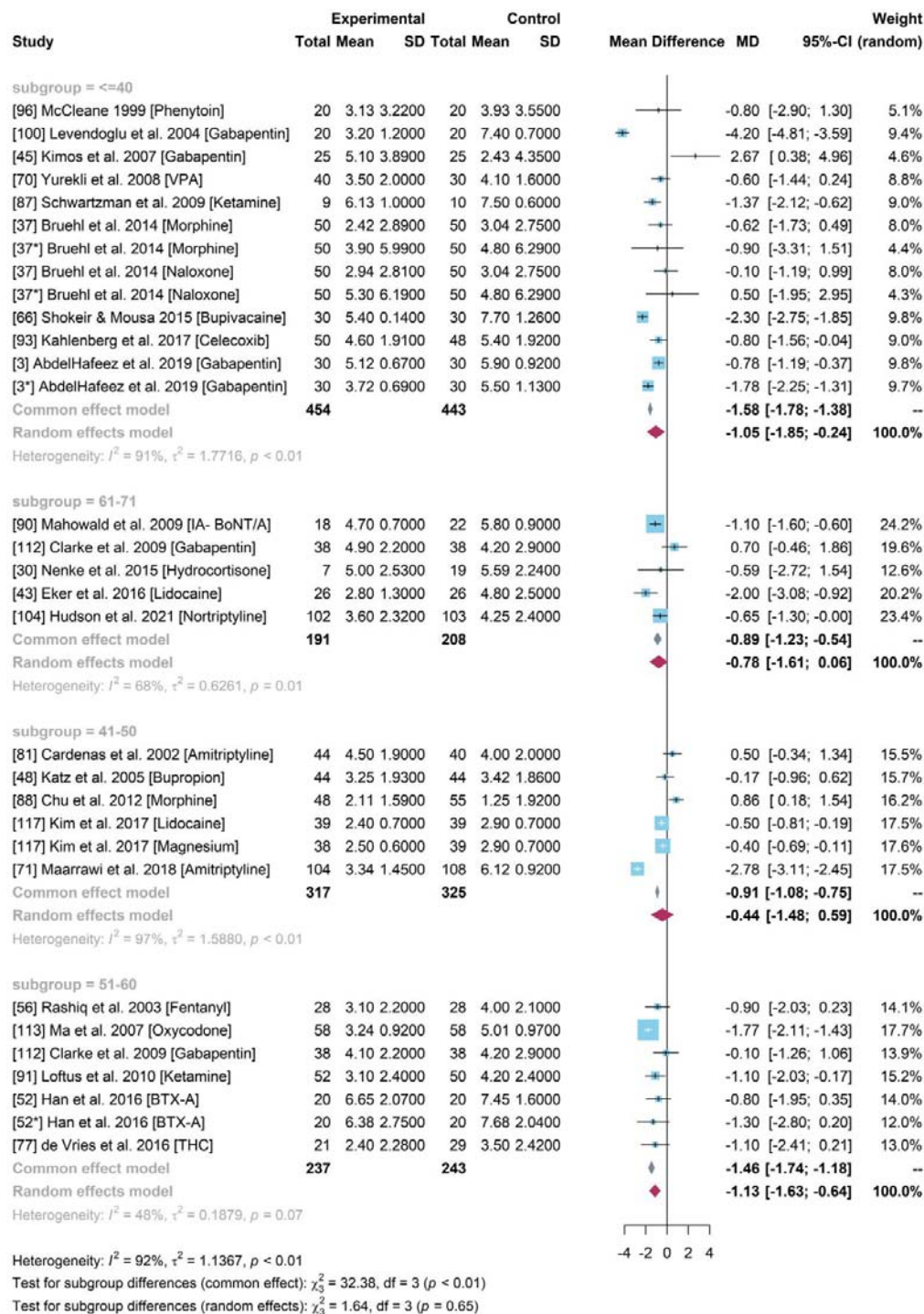
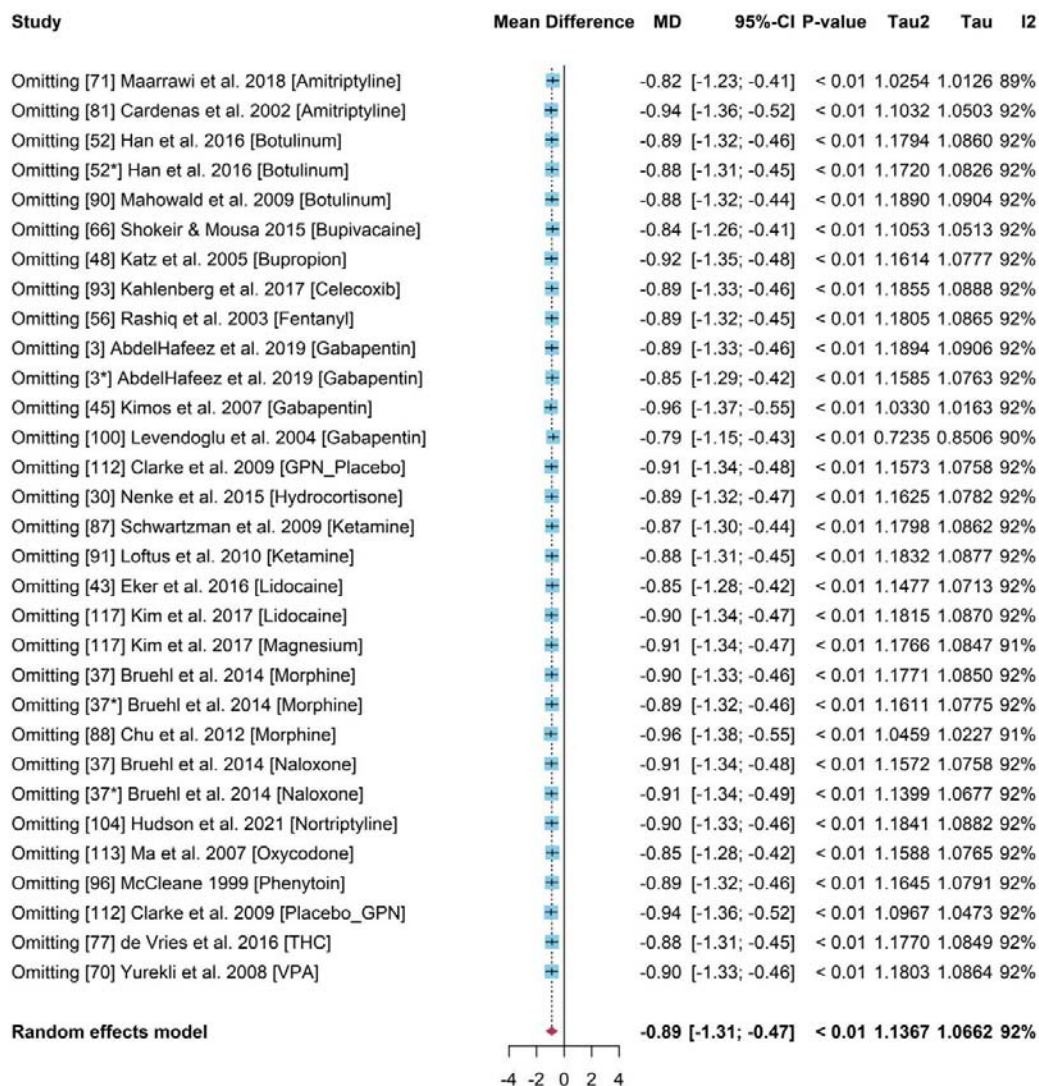


Figure 8. Forest plot for the mean difference of pain scores between experimental group and control group across different mean age of participants.

491 **Sensitivity Analysis**

492

493 The sensitivity analysis was conducted [Figure 12] for the PMA where some studies
 494 influenced the pooled results compared to the overall estimation (-0.89). To test this theory,
 495 study number 71 and 100 were omitted and the pooled results were much lower, -0.82 and -
 496 0.79, respectively. Studies with *Amitriptyline* and *Gabapentin* produced unstable treatment
 497 results, and the absence of these showed an overestimation (study 81, 45) or
 498 underestimates (study 71, 100). Collectively, the high heterogeneity ($I^2 = 92\%$, p-value <
 499 0.01) was stable and a robust treatment effect with negative mean differences and a
 500 significant 95% CI remained. Therefore, the pooled treatment effects identified was credible.



501
 502
 503
 504
 505
 506
 507

Figure 12 Forest plot for Sensitivity Analysis with studies in MA

508 *Publication bias*

509

510 The funnel plots [Figure 13] within the PMA indicated symmetry. Although several studies
511 were not within the remit of the funnel, the Egger's test showed a p value (0.22) larger than
512 0.05 which indicated the lack of small-study effects.

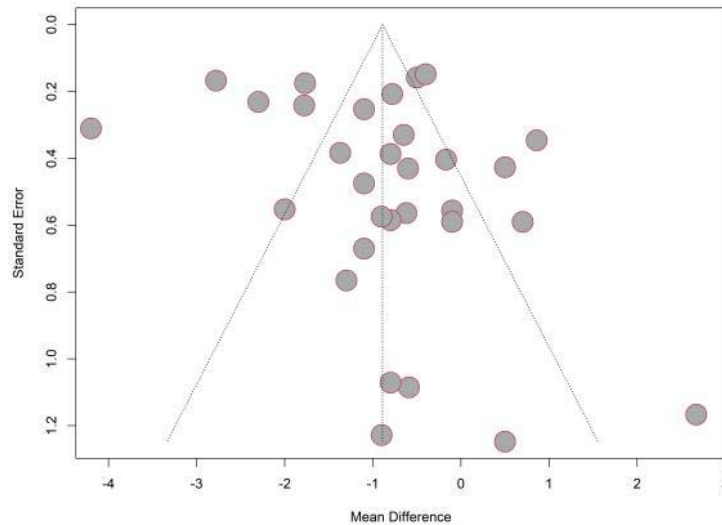


Figure 13 Funnel plot for studies used in PMA

513

514

515

516

517

518

Table 5 Egger test results for studies used in PMA

Test result:	t = 1.24, df = 29, p-value = 0.2247			
	bias	se.bias	intercept	se.intercept
Sample estimates:	1.49	1.2	-1.593	0.3737

519

520

521

522

523

524 **Discussion**

525

526 We identified opioids and non-opioids were the two primary classes of pharmacological
527 interventions in chronic pain management. The long-term use of opioids in the management
528 of chronic non-malignant pain has come under scrutiny over the last few years and is now
529 recommended that it should be offered only if benefits of initiating treatment would
530 significantly outweigh the potential risks, and possibly as an adjunct to the primary
531 intervention^[30]. Our study has shown that judicious use of non-opioid medications along with
532 other treatment modalities could provide better outcomes in managing chronic pain thereby
533 removing long-term side-effects observed during opioid therapy. Opioids are widely used in
534 the management of cancer pain and also non-cancer associated pain ^[25,26] However, recent
535 evidence also indicates that opioids provide limited advantage in managing chronic non-
536 cancer pain and have similar efficacy to non-opioids.^[29] The awareness of an opioid crisis

537 globally has prompted clinicians to exercise caution in their prescription habits, but the WHO
538 supports the use of opioids including Fentanyl and Methadone as an essential class of
539 medication for the management of cancer pain^[27,28].

540

541 The meta-analysis of baseline pain scores lacked statistical significance between
542 experimental and control groups. The significant reduction in chronic pain scores of patients
543 taking NSAID versus non-steroidal opioid drugs compared to patients given placebo under a
544 random effects model. The presence of a significant drug efficiency with *BTX-A* and
545 *Ketamine* is interesting although the pooled results of other drugs and interventions had
546 statistically insignificant results with a 95% CI of 0. The pooled evidence indicated Ketamine
547 showed the highest pain reduction (1.26) followed by BTX-A (0.98). Studies testing on other
548 drugs including Amitriptyline, Gabapentin, Morphine and Lidocaine had a high heterogeneity
549 and insignificant drug efficiency. Overall, evidence from the PMA showed a strong efficacy
550 within the NSAIDs group with managing pain which were remarkably narrowed when
551 exclusive trials with low risk of bias were included^[11].

552

553 Many cancer patients are increasingly being cured or achieve long term remission, and
554 prolonged use of opioids could result in aberrant behaviour and dependence, thus limiting
555 opioid use to patients with a terminal illness or as part of end-of-life care. The CDC
556 recommends the use of non-pharmacological therapies and non-opioid pharmacotherapy as
557 the primary intervention in patients with chronic pain, and opioids should be offered only if
558 benefits of initiating treatment significantly outweigh the potential risks and if possible, these
559 should be used as an adjunct to the primary intervention.^[30] In this study, a pairwise meta-
560 analysis and NMA consolidating the evidence of 46 studies was carried out, with the former
561 comparing several different opioids. Morphine has traditionally been used for the
562 management of moderate to severe chronic pain.^[33] Despite morphine being a potent
563 analgesic [MD = 0.01 (95% CI=[-1.18,1.21]), newer opioids are now being employed owing to
564 their superior safety profile. Oxycodone and Fentanyl appear to be popular due to better
565 availability and vast clinical experience including the well accepted effectiveness
566 demonstrated, as per patient and clinically reported outcomes. Our results are aligned to
567 these trends where the effectiveness is shown to include a MD 1.77 (95% CI=[-2.11,-1.43])
568 for Oxycodone and a MD of -0.90 (95% CI=[-2.03,0.23]) for Fentanyl.^[32] However,
569 untoward gastrointestinal effects (constipation, nausea, and vomiting) still remain a major
570 concern with opioid use and are often responsible for discontinuation of treatment.^[34,35]

571 Recent evidence favours the use of a combination of oxycodone and naloxone in patients
572 with chronic pain (after ensuring that there is no cause for porto-systemic anastomosis), to
573 offer an improved bowel function without any effective change in analgesia.^[36] The concerns
574 of developing tolerance, opioid-induced hyperalgesia, aberrant behaviour and dependence
575 with opioids is a pragmatic reason to develop effective alternative treatment modalities
576 especially for vulnerable individuals. In pairwise comparison, we observed Ketamine to be
577 superior to other pharmacological interventions with a mean difference MD -1.26 (95% CI=[-
578 1.85,-0.68]).

579

580 There are several guidelines recommending the use of Pregabalin, Gabapentin, Duloxetine,
581 and Amitriptyline as first line drugs in the management of neuropathic pain^[37]. However, the
582 use of gabapentinoids is being challenged as it lacks favourable robust evidence for efficacy
583 against pain syndromes other than fibromyalgia, post herpetic neuralgia and diabetic
584 neuropathy, and many clinicians have also highlighted the potential for misuse and

585 developing dependence^[38,39,40]. The use of BTX-A, Ketamine, Ningmitai and THC for the
586 management of various chronic pain conditions is popular and well established^[12,13,14,15] and
587 our study shows the effective use of these as analgesics when compared to placebo. There
588 is evidence to support the efficacy of BTX-A for the management of neuropathic pain
589 although the sample sizes used in the studies were small and therefore the real-world
590 applicability remains limited^[16]. BTX-A is also used in management of myofascial pains^[17,18]
591 although further evidence on the efficacy and tolerability within all populations, especially
592 those with existing co-morbidities needs to be evaluated. Ketamine was found to be
593 beneficial in managing some neuropathic pains^[19] and as an infusion the rates of serious
594 adverse effects were found to be similar to placebo.^[20] 3,24] Further studies are required to
595 gather evidence to better understand its psychedelic effects and its role in the management
596 of PTSD, anxiety and depression . A renewed use of magnesium in managing chronic pain
597 has been demonstrated in some literature.^[50] Our results indicate similar evidence in the use
598 of magnesium, but will require further research to determine the efficacy, safety and
599 effectiveness in managing short, medium and long-term pain.

600

601 The NMA provided more reliable results with direct and indirect comparisons between
602 different drugs under different study designs. However, only a small number of multi-arm
603 trials were eligible and the distribution of trials studying different drugs was uneven. It
604 resulted in the lack of direct evidence of certain drugs and their relative efficacy in the
605 network was unstable due to excessive reliance on indirect comparisons. Therefore, well
606 designed and robust clinical trials should be conducted to verify the efficacy of
607 pharmaceutical interventions used in chronic pain management.

608

609 **Conclusion**

610 To the best of our knowledge, this is the first pairwise MA and NMA reporting the synthesis
611 of the prevalence of the efficacy of pharmacological treatments used in the management of
612 chronic pain with a large sample size of 17,708 participants. Management of long-term
613 chronic pain needs to be prioritised for several reasons including humanitarian, the strain on
614 the healthcare systems and the impact on the economy due to loss of productivity. The use
615 of pharmaceutical agents in the long-term management of chronic pain has been debated for
616 several decades, yet there has not been a consensus on this matter. This study supports
617 the importance of generating better evidence by way of robust clinical trials, the need for
618 drafting clinical guidelines that is pragmatic, practical as well as clinically significant and the
619 use of better data-connectivity methods to improve clinical practice in the real-world.

620

621

622

623

624

625

626

627

628

629

630

631 Appendix

632

Table 6 Interventions used in studies

Study_Number	Author	Intervention Abbreviation	Intervention Details
1	Weizman et al.	THC	Cannabis
2	Krebs et al.	Opioid	opioid and nonopioid medication therapy
3	AbdelHafeez et al.	Gabapentin	Gabapentin 2700 mg daily
4	Bushey et al.	Opioid	analgesic
5	Bruehl et al.	Morphine + Naloxone	Morphine and Naloxone
6	Worley et al.	Buprenorphine/Naloxone	Buprenorphine/naloxone
7	Dindo et al.	ACT	Acceptance and Commitment Therapy
8	Hruschak et al.	IPGT	psychoeducation, motivational interviewing, cognitive behavioral therapy, mindfulness, and peer support
9	Azevedo et al.	Opioid	Opioid
10	Gudin et al.	NKTR-181	NKTR-181 administered at doses of 100–600 mg twice daily
11	Stahl et al.	Venlafaxine	lower-dose venlafaxine (≤ 150 mg/d)
12	Schliessbach et al.	Imipramine	imipramine 75
13	Mohamed et al.	Morphine	topical morphine (in 1 of 3 doses: 5, 10, or 15 mg)
14	Schliessbach et al.	Oxycodone+Imipramine+Clobazam	Oxycodone 15 mg, imipramine 75 mg, clobazam 20 mg
15	Hermans et al.	Naloxone	0 mg morphine or 0.2 mg/mL Naloxone) and placebo (2 mL Aqua) group.
16	Todorov et al.	Gabapentin+Tiagabine	Gabapentin and Tiagabine
17	Sadatsune et al.	Gabapentin	Gabapentin Group received 600 mg of gabapentin preoperatively, one hour prior to surgery, and Control Group received placebo.
18	Edwards et al.	Opioid	oral opioid therapy,
19	Katz et al.	Naproxen+Tanezumab	intravenous tanezumab 200 μ g/kg plus oral placebo (n=88), intravenous placebo plus oral naproxen 500 mg twice a day (n=88), or intravenous placebo plus oral placebo (n=41).
20	Hayek et al.	Opioid+Bupivacaine	opioid with bupivacaine
21	Schliessbach et al.	Clobazam	received a single oral dose of clobazam 20 mg or active placebo tolterodine 1 mg
22	Bruehl et al.	Opioid	Opioid
23	Kim et al.	Nefopam	infused with the same volume of saline or nefopam (0.2 mg/kg bolus, 120 μ g/kg/h continuous infusion) during surgery
24	Eisenach et al.	Ketorolac	drug administration
25	Rauck et al.	Adenosine/Clonidine	intrathecal clonidine, 100 μ g, or adenosine, 2 mg
26	Buchheit et al.	Valproate	oral valproic acid
27	Papadokostakis et al.	Calcitonin	200 IU intranasal salmon calcitonin and 1,000 mg of oral calcium daily
28	Gould et al.	Desipramine	desipramine titrated to reach a serum concentration level of 15 to 65 ng/mL;

29	Schnitzer et al.	D-cycloserine	D-cycloserine
30	Nenke et al.	Hydrocortisone	10 mg/m ² /day of oral hydrocortisone in three divided doses o
31	Sopata et al.	Opioid	opioids
32	Kendall et al.	Lidocaine	1.5 mg/kg bolus of intravenous lidocaine followed by a 2 mg/kg/hour infusion
33	Hongo et al.	Risedronate+Elcatonin	risedronate plus elcatonin
34	Amr & Yousef	Venlafaxine+Gabapentin	Venlafaxine 37.5 mg/d, gabapentin 300 mg/d
35	Pedersen et al.	Codeine+Paracetamol	30 mg codeine and 400 or 500 mg of paracetamol
36	Choi et al.	Lidocaine	The patients received 2 mg/kg of lidocaine followed by continuous infusions of 3 mg/kg/h of lidocaine
37	Bruehl et al.	Morphine+Naloxone	naloxone (8 mg), morphine (0.08 mg/kg)
38	Chrubasik et al.	Capsicum	cream containing capsaicin 0.05%
39	Schliessbach et al.	Oxycodone	oxycodone 15mg
40	Bruehl & Chung	Naloxone	8 mg dose of naloxone
41	Bruehl et al.	Naloxone+Morphine	naloxone , morphine
42	Burns et al.	Naloxone+Morphine	naloxone and morphine
43	Eker et al.	Lidocaine	Group I (n = 26) received 7 mL 0.5% lidocaine
44	Kim et al.	Opioid	opioid therapy
45	Kimos et al.	Gabapentin	gabapentin
46	Narang et al.	Opioid	Opioids
47	Peyton et al.	Ketamine	Ketamine,
48	Katz et al.	Bupropion	bupropion
49	Hashmi et al.	Lidocaine	Lidocaine
50	Shimoyama et al.	Fentanyl	fentanyl
51	Wreje & Brorsson	Sterile water	sterile water
52	Han et al.	BTX-A	botulinum toxin type A
53	Rauck et al.	Hydrocodone	hydrocodone 20-100 □mg every 12 hours)
54	Kim et al.	Pregabalin	pregabalin
55	Lee et al.	BTX-A	Botulinum Toxin Injection
56	Rashiq et al.	Fentanyl	Opioid
57	Kang et al.	Ketamine	0.12 mg/kg/h of ketamine
58	Lipton et al.	Erenumab	erenumab 70 and 140 □mg
59	Williamson et al.	Duloxetine	duloxetine
60	Guo et al.	Celecoxib Eperisone	Celecoxib Eperisone
61	Damjanov et al.	ACS	Autologous conditioned serum (ACS; marketed as Orthokine®)
62	Abd-Elshafy et al.	Bupivacaine	Drug: Dexmedetomidine isobaric bupivacaine 0.5% (0.3ml/kg) and dexmedetomidine (1 mcg/kg) Drug: Bupivacaine isobaric bupivacaine 0.5% (0.3ml/kg)

63	Levesque et al.	BTX+Ropivacaine	Drug: botulinum toxin A + ropivacaine Drug: Ropivacaine
64	Maher et al.	Ketamine	Ketamine
65	Barry et al.	Methadone	Methadone
66	Shokeir & Mousa	Bupivacaine	bupivacaine
67	Scudds et al.	Lidocaine	lidocaine
68	Gimbel et al.	Buccal buprenorphine	buccal buprenorphine
69	Matsuoka et al.	Duloxetine	duloxetine 20 mg
70	Yurekli et al.	Sodium valproate	sodium valproate
71	Maarrawi et al.	Amitriptyline	amitriptyline
72	Li et al.	Ropivacaine+Dexamethasone	single 20-mL injection of 0.50% ropivacaine plus 10 mg dexamethasone
73	Almog et al.	THC	THC: 0.5mg, 1mg
74	Wylde et al.	Bupivacaine	anaesthetic with 3 mL of 0.5% plain bupivacaine
75	Matsukawa et al.	Cernitin+Tadalafil	Tadalafil
76	Haddad et al.	Apomorphine	Apomorphine
77	de Vries et al.	THC	Tetrahydrocannabinol
78	Urquhart et al.	Amitriptyline	amitriptyline; 25mg per day
79	Lichtman et al.	Nabiximols	nabiximols
80	Schiphorst et al.	Acetaminophen/Tramadol	acetaminophen/tramadol 325 mg/37.5 mg
81	Cardenas et al.	Amitriptyline	amitriptyline
82	Arnold et al.	Milnacipran	chronic pain
83	Wasan et al.	Morphine	morphine
84	Baron et al.	Tapentadol/Pregabalin	tapentadol PR 300 mg/day+pregabalin
85	Portenoy et al.	Fentanyl	Fentanyl
86	Likar et al.	Morphine	morphine hydrochloride
87	Schwartzman et al.	Ketamine	ketamine
88	Chu et al.	Morphine	Morphine
89	Sandrini et al.	BoNTA	onabotulinum toxin A
90	Mahowald et al.	BoNTA	Botulinum Toxin Type A
91	Loftus et al.	Ketamine	ketamine infusions
92	Lehmann et al.	Fentanyl	Transdermal fentanyl
93	Kahlenberg et al.	Celecoxib	celecoxib
94	Silberstein et al.	Topiramate	topiramate
95	Burgher et al.	Lidocaine	lidocaine and either clonidine (200 or 400mcg) or triamcinolone
96	McCleane	Phenytoin	phenytoin (Parke Davis)
97	Naliboff et al.	Opioid	Opioids
98	Booth et al.	Morphine	300 mcg spinal morphine and 1 gram acetaminophen

99	Lee et al.	Rowatinex/Ibuprofen	rowatinex 200 mg /ibuprofen 600 mg
100	Levendoglu et al.	Gabapentin	Gabapentin
101	Yousef & Alzeftawy	Opioid	oral peroxicam
102	Yelland et al.	Gabapentin	gabapentin
103	Yucel et al.	Venlafaxine	venlafaxine
104	Hudson et al.	Nortriptyline	nortriptyline
105	Rauck et al.	Ziconotide	ziconotide
106	Sandner-Kiesling et al.	Naloxone+Oxycodone	oxycodone PR/naloxone PR
107	Wang et al.	Diosmin	Diosmin
108	Hawley et al.	Lidocaine	Lidocaine
109	Mathieson et al.	Pregabalin	pregabalin at a dose of 150 mg
110	Wetzel et al.	Nonopioid analgesic drugs	oral nonopioid analgesic drug
111	Khan et al.	Lidocaine+Pregabalin	pregabalin
112	Clarke et al.	Gabapentin	Gabapentin
113	Ma et al.	Oxycodone	oxycodone
114	J. H. Lee & C. S. Lee	TA-ER	tramadol hydrochloride 75-mg/acetaminophen 650-mg
115	Imamura et al.	Lidocaine	paraspinous lidocaine injection
116	Baron et al.	Tapentadol	Tapentadol
117	Kim et al.	Lidocaine+Magnesium	lidocaine (L), magnesium (M)
118	Iwamura et al.	Eviprostat	Eviprostat
119	Zhang et al.	Ningmitai	Ningmitai Capsule

633

634

635

636

References

637

638

639

640

641

642

643

644

645

646

647

648

649

650

651

652

653

1. Dahlhamer J, Lucas J, Zelaya, C, et al. Prevalence of Chronic Pain and High-Impact Chronic Pain Among Adults — United States, 2016. *MMWR Morb Mortal Wkly Rep* 2018;67:1001–1006. DOI: <http://dx.doi.org/10.15585/mmwr.mm6736a2external icon>
2. Salanti G. Indirect and mixed-treatment comparison, network, or multiple-treatments meta-analysis: many names, many benefits, many concerns for the next generation evidence synthesis tool. *Res Synth Methods*. 2012 Jun;3(2):80-97. doi: 10.1002/jrsm.1037. Epub 2012 Jun 11. PMID: 26062083.
3. Brown, C.A., Lilford, R.J. The stepped wedge trial design: a systematic review. *BMC Med Res Methodol* 6, 54 (2006). <https://doi.org/10.1186/1471-2288-6-54>
4. Lumley, T. "Network Meta-analysis for Indirect Treatment Comparisons." *Statistics in Medicine* 21 (2002): null. <https://doi.org/10.1002/SIM.1201>.

654
655
656
657
658
659
660
661
662
663
664
665
666
667
668
669
670
671
672
673
674
675
676
677
678
679
680
681
682
683
684
685
686
687
688
689
690
691
692
693
694
695
696
697
698
699
700
701
702
703

5. Li, T., Puhan, M.A., Vedula, S.S. et al. Network meta-analysis-highly attractive but more methodological research is needed. *BMC Med* 9, 79 (2011). <https://doi.org/10.1186/1741-7015-9-79>
6. Caldwell, D., A. Ades, and J. Higgins. "Simultaneous Comparison of Multiple Treatments: Combining Direct and Indirect Evidence." *BMJ: British Medical Journal* 331 (2005): 897–900. <https://doi.org/10.1136/bmj.331.7521.897>.
7. Jansen JP, Fleurence R, Devine B, Itzler R, Barrett A, Hawkins N, Lee K, Boersma C, Annemans L, Cappelleri JC. Interpreting indirect treatment comparisons and network meta-analysis for health-care decision making: report of the ISPOR task force on indirect treatment comparisons good research practices: part 1. *Value Health*. 2011;14(4):417–28.
8. Efthimiou O, Debray TP, van Valkenhoef G, Trelle S, Panayidou K, Moons KG, Reitsma JB, Shang A, Salanti G. GetReal in network meta-analysis: a review of the methodology. *Res Synth Methods*. 2016;7(3):236–63.
9. Dallenbach KM. Pain: History and present status. *Am J Psychol* 1939; 52: 331.
10. Turk DC and Monarch ES. Biopsychosocial perspective on chronic pain. In: Turk DC, Gatchel RJ, eds. *Psychological Approaches to Pain Management: A Practitioner's Handbook*. 2nd ed. Guilford. New York. 2002. .
11. Brown, C.A., Lilford, R.J. The stepped wedge trial design: a systematic review. *BMC Med Res Methodol* 6, 54 (2006). <https://doi.org/10.1186/1471-2288-6-54>
12. Campbell, J. (1996, November 11). Presidential Address. Speech given at the American Pain Society, Washington, DC. .
13. Zimmer Z, Fraser K, Grol-Prokopczyk H, Zajacova A. A global study of pain prevalence across 52 countries: examining the role of country-level contextual factors: Examining the role of country-level contextual factors. *Pain* 2022; 163: 1740–50.
14. *Relieving pain in America: A blueprint for transforming prevention, care, education, and research*. Washington, D.C.: National Academies Press, 2011.
15. Caldwell, D., A. Ades, and J. Higgins. "Simultaneous Comparison of Multiple Treatments: Combining Direct and Indirect Evidence." *BMJ: British Medical Journal* 331 (2005): 897–900. <https://doi.org/10.1136/bmj.331.7521.897>.

- 704 16. U.S. Department of Health and Human Services (2019, May). Pain
705 Management Best Practices Inter-Agency Task Force Report: Updates,
706 Gaps, Inconsistencies, and Recommendations. Retrieved from U. S.
707 Department of Health and Human Services website:
708 <https://www.hhs.gov/ash/advisory-committees/pain/reports/index.html>.
709
- 710 17. Borenstein M, Hedges LV, Higgins JP, Rothstein HR (2010): A basic
711 introduction to fixed-effect and random-effects models for meta-analysis.
712 *Research Synthesis Methods*, 1, 97–111
713
- 714 18. Rothstein, H.R., Sutton, A.J., Borenstein, M.: *Publication Bias in Meta*
715 *Analysis: Prevention, Assessment and Adjustments*. Wiley, Chichester
716 (2005)
717
- 718 19. Béliveau A, Boyne DJ, Slater J, Brenner D, Arora P. BUGSnet: an R
719 package to facilitate the conduct and reporting of Bayesian network Meta-
720 analyses. *BMC Med Res Methodol*. 2019 Oct 22;19(1):196. doi:
721 10.1186/s12874-019-0829-2. PMID: 31640567; PMCID: PMC6805536.
722
- 723 20. Jansen JP, Fleurence R, Devine B, Itzler R, Barrett A, Hawkins N, Lee K,
724 Boersma C, Annemans L, Cappelleri JC. Interpreting indirect treatment
725 comparisons and network meta-analysis for health-care decision making:
726 report of the ISPOR task force on indirect treatment comparisons good
727 research practices: part 1. *Value Health*. 2011;14(4):417–28.
728
- 729 21. Opioid overdose. Who.int: [www.who.int/news-room/fact-](http://www.who.int/news-room/fact-sheets/detail/opioid-overdose)
730 [sheets/detail/opioid-overdose](http://www.who.int/news-room/fact-sheets/detail/opioid-overdose).
731
732
733
- 734 22. Ho KY, Cardoso MS, Chaiamnuay S, et al. Practice advisory on the
735 appropriate use of NSAIDs in primary care. *J Pain Res* 2020; 13: 1925–39.
736
- 737 23. Chung JW, Zeng Y, Wong TK. Drug therapy for the treatment of chronic
738 nonspecific low back pain: systematic review and meta-analysis. *Pain*
739 *Physician* 2013; 16: E685-704.
740
- 741 24. Laine L, Curtis SP, Cryer B, Kaur A, Cannon CP, MEDAL Steering
742 Committee. Assessment of upper gastrointestinal safety of etoricoxib and
743 diclofenac in patients with osteoarthritis and rheumatoid arthritis in the
744 Multinational Etoricoxib and Diclofenac Arthritis Long-term (MEDAL)
745 programme: a randomised comparison. *Lancet* 2007; 369: 465–73.
746
- 747 25. Griffin MR. High-dose non-steroidal anti-inflammatories: painful choices.
748 *Lancet* 2013; 382: 746–8.
749
- 750 26. Trelle S, Reichenbach S, Wandel S, et al. Cardiovascular safety of non-
751 steroidal anti-inflammatory drugs: network meta-analysis. *BMJ* 2011; 342:
752 c7086.
753

- 754 27. da Costa BR, Pereira TV, Saadat P, et al. Effectiveness and safety of non-
755 steroidal anti-inflammatory drugs and opioid treatment for knee and hip
756 osteoarthritis: network meta-analysis. *BMJ* 2021; 375: n2321.
757
- 758 28. Overview | Chronic pain (primary and secondary) in over 16s: assessment
759 of all chronic pain and management of chronic primary pain | Guidance |
760 NICE. <https://www.nice.org.uk/guidance/ng193> (accessed Dec 9, 2022).
761
- 762 29. Eccleston C, Aldington D, Moore A, de C Williams AC. Pragmatic but
763 flawed: the NICE guideline on chronic pain. *Lancet* 2021; 397: 2029–31.
764
- 765 30. Wood H. Anti-inflammatory drugs could cause chronic pain. *Nat Rev Neurol*
766 2022; 18: 382.
767
- 768 31. Bannuru RR, Osani MC, Vaysbrot EE, et al. OARSI guidelines for the non-
769 surgical management of knee, hip, and polyarticular osteoarthritis.
770 *Osteoarthritis Cartilage* 2019; 27: 1578–89.
771
- 772 32. Enthoven WTM, Roelofs PDDM, Deyo RA, van Tulder MW, Koes BW. Non-
773 steroidal anti-inflammatory drugs for chronic low back pain. *Cochrane*
774 *Database Syst Rev* 2016; 2: CD012087.
775
- 776 33. Hary V, Schitter S, Martinez V. Efficacy and safety of botulinum A toxin for
777 the treatment of chronic peripheral neuropathic pain: A systematic review of
778 randomized controlled trials and meta-analysis. *Eur J Pain* 2022; 26: 980–
779 90.
780
- 781 34. Orhurhu V, Orhurhu MS, Bhatia A, Cohen SP. Ketamine infusions for
782 chronic pain: A systematic review and meta-analysis of randomized
783 controlled trials. *Anesth Analg* 2019; 129: 241–54.
784
- 785 35. Jin C, Chen Z, Zhang J. Meta-analysis of the efficacy of Ningmitai capsule
786 on the treatment of chronic prostatitis in China. *Medicine (Baltimore)* 2018;
787 97: e11840.
788
- 789 36. Whiting PF, Wolff RF, Deshpande S, et al. Cannabinoids for medical use: A
790 systematic review and meta-analysis: A systematic review and meta-
791 analysis. *JAMA* 2015; 313: 2456–73.
792
- 793 37. Wei J, Zhu X, Yang G, et al. The efficacy and safety of botulinum toxin type
794 A in treatment of trigeminal neuralgia and peripheral neuropathic pain: A
795 meta-analysis of randomized controlled trials. *Brain Behav* 2019; 9:
796 e01409.
797
- 798 38. Khalifeh M, Mehta K, Varguise N, Suarez-Durall P, Enciso R. Botulinum
799 toxin type A for the treatment of head and neck chronic myofascial pain
800 syndrome. *J Am Dent Assoc* 2016; 147: 959-973.e1.
801
- 802 39. Meister MR, Brubaker A, Sutcliffe S, Lowder JL. Effectiveness of botulinum
803 toxin for treatment of symptomatic pelvic floor myofascial pain in women: A

- 804 systematic review and meta-analysis: A systematic review and meta-
805 analysis. *Female Pelvic Med Reconstr Surg* 2021; 27: e152–60.
806
- 807 40. Guimarães Pereira JE, Ferreira Gomes Pereira L, Mercante Linhares R,
808 Darcy Alves Bersot C, Aslanidis T, Ashmawi HA. Efficacy and safety of
809 ketamine in the treatment of neuropathic pain: A systematic review and
810 meta-analysis of randomized controlled trials. *J Pain Res* 2022; 15: 1011–
811 37.
812
- 813 41. Cohen SP, Bhatia A, Buvanendran A, et al. Consensus guidelines on the
814 use of intravenous ketamine infusions for chronic pain from the American
815 society of regional anesthesia and pain medicine, the American academy
816 of pain medicine, and the American society of anesthesiologists. *Reg*
817 *Anesth Pain Med* 2018; : 1.
818
- 819 42. Zhang K, Liu Y, Yang W, et al. Efficacy and safety of Ningmitai capsule in
820 patients with chronic prostatitis/chronic pelvic pain syndrome: A
821 multicenter, randomized, double-blind, placebo-controlled trial. *Urology*
822 2021; 153: 264–9.
823
- 824 43. Jing Z, Liying G, Zhenqing W, et al. Efficacy and safety of Ningmitai
825 capsules in patients with chronic epididymitis: A prospective, parallel
826 randomized controlled clinical trial. *Evid Based Complement Alternat Med*
827 2021; 2021: 9752592.
828
- 829 44. Campbell G, Hall WD, Peacock A, et al. Effect of cannabis use in people
830 with chronic non-cancer pain prescribed opioids: findings from a 4-year
831 prospective cohort study. *Lancet Public Health* 2018; 3: e341–50.
832
- 833 45. Boland EG, Bennett MI, Allgar V, Boland JW. Cannabinoids for adult
834 cancer-related pain: systematic review and meta-analysis. *BMJ Support*
835 *Palliat Care* 2020; 10: 14–24.
836
- 837 46. Pergolizzi JV Jr, Magnusson P, Christo PJ, et al. Opioid therapy in cancer
838 patients and survivors at risk of addiction, misuse or complex dependency.
839 *Front Pain Res (Lausanne)* 2021; 2: 691720.
840
- 841 47. Boudreau D, Von Korff M, Rutter CM, et al. Trends in long-term opioid
842 therapy for chronic non-cancer pain. *Pharmacoepidemiol Drug Saf* 2009;
843 18: 1166–75.
844
- 845 48. The Lancet Public Health. Opioid overdose crisis: time for a radical rethink.
846 *Lancet Public Health* 2022; 7: e195.
847
- 848 49. World Health Organization Model List of Essential Medicines – 22nd List,
849 2021. Geneva: World Health Organization; 2021
850 (WHO/MHP/HPS/EML/2021.02)
851

- 852 50. Busse JW, Wang L, Kamaleldin M, et al. Opioids for chronic noncancer
853 pain: A systematic review and meta-analysis: A systematic review and
854 meta-analysis. *JAMA* 2018; 320: 2448–60.
855
- 856 51. Dowell D, Ragan KR, Jones CM, Baldwin GT, Chou R. CDC clinical
857 practice guideline for Prescribing Opioids for pain - United States, 2022.
858 *MMWR Recomm Rep* 2022; 71: 1–95.
859
- 860 52. Meng Z, Yu J, Acuff M, et al. Tolerability of opioid analgesia for chronic
861 pain: A network meta-analysis. *Sci Rep* 2017; 7: 1995.
862
- 863 53. Caraceni A, Hanks G, Kaasa S, et al. Use of opioid analgesics in the
864 treatment of cancer pain: evidence-based recommendations from the
865 EAPC. *Lancet Oncol* 2012; 13: e58-68.
866
- 867 54. World Health Organization. Cancer pain relief, second edition, with a guide
868 to opioid availability. Geneva: World Health Organization; 1996. .
869
- 870 55. Noori A, Sadeghirad B, Wang L, et al. Comparative benefits and harms of
871 individual opioids for chronic non-cancer pain: a systematic review and
872 network meta-analysis of randomised trials. *Br J Anaesth* 2022; 129: 394–
873 406.
874
- 875 56. Gehling M, Hermann B, Tryba M. Meta-analysis of dropout rates in
876 randomized controlled clinical trials: opioid analgesia for osteoarthritis pain:
877 Opioid analgesia for osteoarthritis pain. *Schmerz* 2011; 25: 296–305.
878
- 879 57. Huang L, Zhou J-G, Zhang Y, et al. Opioid-induced constipation relief from
880 fixed-ratio combination prolonged-release oxycodone/naloxone compared
881 with oxycodone and morphine for chronic nonmalignant pain: A systematic
882 review and meta-analysis of randomized controlled trials. *J Pain Symptom*
883 *Manage* 2017; 54: 737-748.e3.
884
- 885 58. Schlereth T. Guideline “diagnosis and non interventional therapy of
886 neuropathic pain” of the German Society of Neurology (deutsche
887 Gesellschaft für Neurologie). *Neurol Res Pract* 2020; 2: 16.
888
- 889 59. Wiffen PJ, Derry S, Bell RF, et al. Gabapentin for chronic neuropathic pain
890 in adults. *Cochrane Database Syst Rev* 2017; 6: CD007938.
891
- 892 60. Shanthanna H, Gilron I, Rajarathinam M, et al. Benefits and safety of
893 gabapentinoids in chronic low back pain: A systematic review and meta-
894 analysis of randomized controlled trials. *PLoS Med* 2017; 14: e1002369.
895
- 896 61. Evoy KE, Morrison MD, Saklad SR. Abuse and misuse of pregabalin and
897 gabapentin. *Drugs* 2017; 77: 403–26.
898
- 899 62. Alberti FF, Becker MW, Blatt CR, Ziegelmann PK, da Silva Dal Pizzol T,
900 Pilger D. Comparative efficacy of amitriptyline, duloxetine and pregabalin

- 901 for treating fibromyalgia in adults: an overview with network meta-analysis.
902 Clin Rheumatol 2022; 41: 1965–78.
903
- 904 63. Urquhart DM, Wluka AE, van Tulder M, et al. Efficacy of low-dose
905 amitriptyline for chronic low back pain: A randomized clinical trial: A
906 randomized clinical trial. JAMA Intern Med 2018; 178: 1474–81.
907
- 908 64. Sankar V, Oommen AE, Thomas A, Nair JV, James JS. Efficacy, safety
909 and cost effectiveness of amitriptyline and pregabalin in patients with
910 diabetic peripheral neuropathy. Indian J Pharm Sci 2017; 79.
911 DOI:10.4172/pharmaceutical-sciences.1000274.
912
- 913 65. Levene JL, Weinstein EJ, Cohen MS, et al. Local anesthetics and regional
914 anesthesia versus conventional analgesia for preventing persistent
915 postoperative pain in adults and children: A Cochrane systematic review
916 and meta-analysis update. J Clin Anesth 2019; 55: 116–27.
917
- 918 66. Donado C, Lobo K, Velarde-Álvarez MF, et al. Continuous regional
919 anesthesia and inpatient rehabilitation for pediatric complex regional pain
920 syndrome. Reg Anesth Pain Med 2017; 42: 527–34.
921
- 922 67. Meng H, Fei Q, Wang B, et al. Epidural injections with or without steroids in
923 managing chronic low back pain secondary to lumbar spinal stenosis: a
924 meta-analysis of 13 randomized controlled trials. Drug Des Devel Ther
925 2015; 9: 4657–67.
926
- 927 68. Egli S, Pfister M, Ludin SM, Puente de la Vega K, Busato A, Fischer L.
928 Long-term results of therapeutic local anesthesia (neural therapy) in 280
929 referred refractory chronic pain patients. BMC Complement Altern Med
930 2015; 15: 200.
931
- 932 69. Challapalli V, Tremont-Lukats IW, McNicol ED, Lau J, Carr DB. Systemic
933 administration of local anesthetic agents to relieve neuropathic pain.
934 Cochrane Database Syst Rev 2005; : CD003345.
935
- 936 70. Abd-Elshafy SK, Abdallal F, Kamel EZ, et al. Paravertebral
937 dexmedetomidine in video-assisted thoracic surgeries for acute and chronic
938 pain prevention. Pain Physician 2019; 22: 271–80.
939
- 940 71. Park R, Ho AM-H, Pickering G, Arendt-Nielsen L, Mohiuddin M, Gilron I.
941 Efficacy and safety of magnesium for the management of chronic pain in
942 adults: A systematic review: A systematic review. Anesth Analg 2020; 131:
943 764–75.
944
945