

1 **Title page**

2

3 **PREVALENCE OF DEPRESSION AND ANXIETY IN**  
4 **COLOMBIA: WHAT HAPPENED DURING COVID-19**  
5 **PANDEMIC?**

6

7 **Sandra Martínez-Cabezas<sup>1¶</sup>, Mónica Pinilla-Roncancio<sup>1¶</sup>, Gabriel Carrasquilla<sup>2</sup>,**  
8 **Germán Casas<sup>1-3</sup>, Catalina González-Uribe<sup>1\*</sup>**

9

10 <sup>1</sup>School of Medicine, Universidad de los Andes, Colombia

11 <sup>2</sup>Asiesalud, Colombia

12 <sup>3</sup> Fundación Santa Fe de Bogotá, Colombia.

13

14 \*Corresponding author: Catalina González-Uribe

15 E- mail: [cgonzalez@uniandes.edu.co](mailto:cgonzalez@uniandes.edu.co)

16 ORCID: 0000-0002-3322-5017

17

18 ¶These authors contributed equally to this work.

19

## 20 **Abstract**

21

22 The COVID-19 pandemic has impacted the well-being of millions of people around the  
23 globe. During the COVID-19 pandemic, the mental health of the population was affected,  
24 which means that governments would need to implement different actions to mitigate and  
25 treat mental health disorders result of the pandemic.

26

27 This study aims to estimate the prevalence of anxiety and depression for female and male  
28 adolescents and adults in Colombia before the COVID-19 pandemic. It also aimed to estimate  
29 the potential increase of the prevalence in each group as a result of the COVID-19 pandemic  
30 in 2020. We used the Individual Registry of Health Services Delivery data from 2015 - 2021  
31 to estimate the observed prevalence of anxiety and depression. Using the National Mental  
32 Health Survey 2015, we simulated the expected prevalence of anxiety and depression for  
33 adolescents (12 to 17 years) and adults (18 or older) from 2016 to 2020. We used an  
34 arithmetic static Monte Carlo simulation process to estimate the expected prevalence. The  
35 results of the analysis using revealed an important increase in the observed prevalence of  
36 these disorders for adults and adolescents and men and women between 2015 and February  
37 2020. When we simulated different scenarios using the National Mental Health Survey and  
38 estimated the prevalence of both depression and anxiety for adults and adolescents, we found  
39 that the prevalence of depression and anxiety has had an important increase in the last five  
40 years for all groups and had an important increase during the 2020. This increase has been  
41 greater for women than for men, and for adolescents than adults. Our results show the  
42 number of people who need potential attention from the health system in Colombia and

43 highlight the importance to think about how to avoid and detect potential cases of anxiety  
44 and depression especially in female adolescents.

45

46

47 Key words: COVID-19, anxiety, depression, prevalence, Monte Carlo simulation, Colombia

48

## 49 **Introduction**

50

51 The COVID-19 pandemic has impacted the well-being of millions of people around the globe

52 (1). Throughout 2020-2021, different countries worldwide implemented strict quarantine

53 measures to prevent the spread of the virus and avoid the saturation of health services.

54 Lockdown measures, reduction of social interactions, restrictions to carry out physical

55 activity, exposure to traumatic situations, such as loss of family members and friends, and

56 constant exposure to information (e.g., recommendations, prohibitions, and misinformation)

57 were elements associated with increased risk of developing mental health problems for

58 individuals with and without a history of mental health problems (2–4).

59

60

61 Most countries around the globe restricted the provision of health services to cover the extra

62 demand of patients with COVID-19 symptoms. This change in the supply of healthcare

63 services reduced the access that the general population had to services related to non-

64 communicable diseases including mental health services, modifying the access to diagnosis,

65 treatment, and the continuity of care health services, especially in low-income and middle-

66 income countries (LMICs) (5–7).

67 A survey conducted by the World Health Organization (WHO) in 130 countries showed that  
68 between June and August 2020 mental health services for vulnerable populations were  
69 affected. For example, disturbances were observed in 67% of psychological counselling  
70 services and psychotherapy; 30% of the countries reported difficulties in accessing  
71 medications for the treatment of mental disorders; and mental critical health services were  
72 disrupted in 93% of countries (8).

73

74 According to the WHO, approximately one billion people in the world live with a mental  
75 health disorder, yet the provision of mental health services is one of the most neglected and  
76 underinvested areas in LMICs (9). During the COVID-19 pandemic, the mental health of the  
77 population was affected, which means that different actions will be required to prevent  
78 mental health disorders and provide access to mental health services, especially in LMICs.  
79 Different studies have estimated the potential increase in the prevalence of anxiety and  
80 depression as a result of the pandemic; however, most of them have based their figures on  
81 non-representative data. Therefore, it is not possible to know the increase in the prevalence  
82 of these disorders as a result of the COVID-19 pandemic(10,11). Aiming to provide better  
83 estimators, Santomauro and collaborators (12) analyzed the change in the prevalence of  
84 major depressive disorders and anxiety disorders before and during the COVID-19 pandemic  
85 using data from surveys in a systematic literature review. According to the results of this  
86 study, it is estimated an increase of 53.2 million additional cases of major depression, and an  
87 additional 76.2 million cases of anxiety disorders worldwide. Using this information, the  
88 WHO estimated that anxiety and depression disorders might have increased by 25% during  
89 the COVID-19 pandemic, with women and children as the most affected groups (13).

90

91 The COVID-19 pandemic notably affected countries of the Americas, it was one of the  
92 regions with the highest number of cases and deaths in the world (14), and Colombia was  
93 one of the most affected countries in Latin America and the Caribbean. Indeed, more than  
94 five million cases and more than 120,000 deaths were reported by the end of December  
95 2021(15) and, the pandemic has generated negative impacts on the delivery of health services  
96 and the mental health of the population. The pandemic led to the formulation of strict  
97 quarantines and health services restrictions favouring elective consultation by telehealth,  
98 limiting health promotion and disease prevention activities (16,17).

99

100 Colombia estimated the prevalence of any mental disorders before the COVID-19-pandemic  
101 using the National Mental Health Survey in 2015. This survey is the only nationally  
102 representative that has estimated the prevalence of mental disorders in Colombia. The  
103 prevalence for adolescents aged 12-17 years, 12 months prior to the survey, was 4.4% (95%  
104 CI 3,3-5,7), for adults aged 18 years or older was 4.0% (95% CI 3,5-4,6). In addition, mental  
105 health disorders were more prevalent in rural areas and among people living in poverty.  
106 (18).

107

108 To analyse the potential effect of the COVID-19 pandemic on the mental health of  
109 individuals in Colombia, some studies were conducted in 2020 and 2021 by different  
110 authors. One of the first analyses estimated the prevalence of mental health disorders using  
111 a web survey between April and May 2020 (19). According to this study, 18% of the  
112 participants reported living with a mental health disorder, or that someone in their family was  
113 diagnosed with a mental health disorder in the previous six months to the survey; women and  
114 individuals aged 18 to 29 were more affected by mental disorders in comparison with men

115 and people from other age groups. Other researchers have also identified that women, young  
116 and poor people are more vulnerable to mental health disorders (20,21). In addition, PSY-  
117 COVID-19, a study conducted in 30 countries using Patient Health Questionnaire-2 and  
118 Generalized Anxiety Disorder-2 instruments, found that 35% of respondents have a higher  
119 risk of depression, and 29% have a higher risk of anxiety (22); this percentage is lower  
120 compared to the one found by Colombia's National Planning Department, where 52% of  
121 households reported a deterioration in mental health in adult members (23).

122

123 Studying mental health in Colombia is important, given that it is a country that has suffered  
124 an armed conflict for more than 50 years, and this situation has a direct impact on the  
125 emotions, thoughts, and mental health of its population (24) and the COVID-19 pandemic  
126 further altered mental health indicators in the country. As it was mentioned above, it is  
127 estimated that the prevalence of individuals with mental health disorders such as depression  
128 or anxiety increased in Colombia as a result of the COVID-19 pandemic; however, beyond  
129 descriptive studies, based on non-probabilistic samples, there are no studies to our knowledge  
130 that analyzed this topic. There has not been a study updating the prevalence of mental health  
131 disorders in the country and the last figures are based on the National Mental  
132 Health Survey from 2015. Therefore, this study aims to: 1) provide a national estimation of  
133 how much the prevalence of mental health disorders has changed from 2015 to 2021  
134 according to national health registers (observed prevalence), and 2) estimate different  
135 scenarios on how the prevalence of depression and anxiety might have changed during the  
136 COVID-19 pandemic in 2020 (expected prevalence).

## 137 **Materials and Methods**

138

### 139 **Data sources**

140

#### 141 **National mental health survey**

142

143 We used data from the National Mental Health Survey 2015 a survey representative at the  
144 national and regional levels of the country. The survey excluded people aged 65 years or  
145 older with a positive dementia screen using the Mini-Mental State Examination, individuals  
146 over 12 years of age with cognitive limitations, institutionalized individuals, and those who  
147 did not speak Spanish (18). The final sample included in this study was 1754 adolescents  
148 aged 12 to 17 years and 10870 adults 18 years and older. For the effects of this study, we  
149 excluded children from 7 to 11 years old because the information was provided by the primary  
150 caregiver.

151

#### 152 **Individual Registry of Health Services Delivery**

153

154 The Individual Registry of Health Services Delivery (IRHSD) is the administrative register  
155 of healthcare providers in Colombia. It includes information on providers, consultations, and  
156 the provision of different services. Its main objective is to support the billing process of  
157 healthcare providers; therefore, the information is partial and probably does not include all  
158 providers or services. However, it is the only national register that includes information on  
159 the real use of healthcare services in the country. Thus, even though it is a limited data source,  
160 it is commonly used to analyse the demand for healthcare in the country (25).

161 The IRHSD includes the provision of services, classified according to ICD-10 diagnosis  
162 (International classification of diseases 10th). Information on the date of consultation, age,  
163 sex, region of residence, and type of service for everyone that has contact with the system  
164 (26), therefore, it allows the analysis of the number of outpatient consultations by ICD-10  
165 diagnosis, according to the type of service received.

166

167 We used IRHSD data from 2015 to 2021 to estimate the observed prevalence of anxiety and  
168 depression, with the assumption that everyone who consulted was included in the register.  
169 We analyzed out-patient and in-patient (hospitalization and emergencies) cases  
170 disaggregated by type of diagnosis, sex, and age. The download date of the IRHSD was June  
171 14<sup>th</sup>, 2022 and we used the number of people who attended because it is equivalent to the  
172 number of cases, given that the system computes singular people.

173

## 174 **Statistical analysis**

175

### 176 *Observed Prevalence*

177

178 To estimate prevalence from 2015 to 2021, we used the total number of cases reported in the  
179 IRHSD with ICD-10 codes F41.1-F41.2-F41.3-F41.8-F41.9 for anxiety and F32.0- F321-  
180 F322- F323- F328- F329- F330- F331- F332- F333- F334- F338- F339- F341 for depression.  
181 As denominator, we used the population projections by the National Administrative  
182 Department of Statistics (DANE. From the Spanish “Departamento Administrativo Nacional  
183 de Estadística” by sex and groups of age for 2015 to 2021 (27), and we computed 95%



184 confidence intervals. To estimate the percentage change in prevalences used this formula:

185  $((V_2 - V_1) / V_1) * 100$ , where  $V_1$  represents initial value and  $V_2$  represents the final value.

186

## 187 **Simulation (Expected Prevalence)**

188

189

190 Using the National Mental Health Survey 2015, we simulated the expected prevalence of  
191 anxiety and depression for adolescents (12 to 17 years) and adults (18 or older) from 2016 to  
192 2020. We used two primary sources of information to inform the decision modelling. First,  
193 the estimated prevalence of anxiety and depression in Colombia reported by Santomauro  
194 (12), and second, the observed prevalence of depression and anxiety that we calculated using  
195 the IRHSD for each year between 2016 and 2020. We used an arithmetic static Monte Carlo  
196 simulation to estimate the expected prevalence. Other researchers have used these  
197 simulations in the context of mental health service planning (28,29).

198

199 We first calculated the prevalence of depression and anxiety for adults and adolescents using  
200 the National Mental Health Survey (2015). We used questions that aimed to identify  
201 individuals who had suffered any depression or anxiety disorder during the 12 months before  
202 the data was collected. Using this information as a baseline (before the COVID-19  
203 pandemic), we calculated the rate of relative annual growth (the difference between year 2  
204 minus year 1 divided by year 1) of the prevalence of anxiety and depression using the  
205 IRHSD for adolescents, adults, men, and women, and we computed the prevalence of  
206 depression and anxiety for the years 2016 to 2019, assuming that the observed relative annual

207 growth in IRHSD as the real relative annual growth of the prevalence of depression and  
208 anxiety.

209

210 To analyse the potential effect of the COVID-19 pandemic on the prevalence of depression  
211 and anxiety, we estimated three different scenarios for 2020 (Figure 1):

212

213 1. We assumed that the relative annual growth observed in IRHSD for 2020 was the  
214 real relative annual growth for 2020 (Scenario 1),

215 2. We used the average growth for depression and anxiety estimated by Santomauro  
216 (12); during the COVID-19 pandemic for each group (men and women,  
217 adolescents, and adults) in Colombia (Scenario 2).

218 3. We assumed that the prevalence of depression and anxiety would have continued  
219 to change at a similar rate to the previous years. Therefore, we used the average  
220 percentage change in the prevalence between 2016 and 2019 to estimate the  
221 annual growth for 2020 and added to this percentage, the estimated increase in the  
222 prevalence presented by Santomauro (12) for Colombia (Scenario 3).

223 We computed each of the three scenarios for four groups: men 12 to 17, women 12 to 17 and  
224 men 18 years or older and women 18 years or older. For all the models we computed a  
225 simulation of 1000 iterations and calculated standard errors and confidence intervals. We  
226 used Stata 17® for all the analyses.

227

228

229

230

## 231 **Results**

232

### 233 ***IRHSD: Cases***

234

235 Cases of both anxiety and depression in the IRHSD show similar trends between 2015 and  
236 2018. In 2019, the number of anxiety cases increased, and this continued during January and  
237 February 2020 that accounted for more than 61,000 cases in each month, before the pandemic  
238 was declared. However, in March 2020 when the government established the national  
239 quarantine, the number of cases went down to 47,000 and increased again at the end of the  
240 first national lockdown in September 2020, to 66,000. In January 2021 the number of cases  
241 decreased to 31,000. Similar trends were observed in the case of depression, with a decrease  
242 from 48,000 cases in January 2020 to 31,000 cases in March 2020. In September 2020 (after  
243 the national lockdown), the number of cases increased to 37,000, and decreased again to  
244 16,000 in January 2021, situation that might be associated with the implementation of local  
245 lockdowns (See Figure 2).

246

### 247 **Observed prevalence (using the Individual Registry of Health 248 Services Delivery)**

249

#### 250 *Anxiety*

251

252 We observed an increase in prevalence since 2015, larger in female adolescents (0.12% in  
253 2015 to 1.46% in 2021) and adult women (0.98% in 2015 to 2.61% in 2021). In all groups,  
254 except in adult males, during 2020, there was a reduction in the prevalence of anxiety. It is  
255 important to highlight that during 2021, the increase in the prevalence was higher than 50%

256 in adolescents and more than 10% in adults, compared to 2020. See Tables 1 and 2 for  
 257 details.

258

259 *Depression*

260

261 The prevalence of depression also had an increase between 2015 and 2021. In both, men and  
 262 women and in depression and in anxiety there is an increase up to 2019, then decrease in  
 263 2020 and an important increase in 2021. Female adolescents had the largest increase from  
 264 0.05% to 1.37%. A similar pattern occurred for adult women with an increase in depression  
 265 of 1%. However, in this group (adult women) the largest prevalence was in 2021, with almost  
 266 3% of women aged 18 or older reporting cases of depression. For men (adolescents and  
 267 adults), the prevalence of depression increased, but not in the same proportion as for women.  
 268 Adolescent men there was an increase of 0.42 percentage points between 2015 and 2021 In  
 269 adults the increase in 2021 was not as evident as for adolescents. (See Tables 1 and 2).

270

271 Table 1. Prevalence of anxiety and depression- Adolescents 12-17 years old

Year	Women				Men			
	Anxiety	Annual % change	Depression	Annual % change	Anxiety	Annual % change	Depression	Annual % change
2015	0.12		0.05		0.14		0.07	
2016	0.12	2.24	0.08	57.34	0.14	-0.77	0.12	67.49
2017	0.20	71.98	0.16	109.29	0.20	44.40	0.14	21.30
2018	0.33	61.70	0.36	118.67	0.28	36.43	0.23	65.76
2019	0.70	112.79	0.84	135.13	0.49	79.24	0.46	94.64
2020	0.65	-6.86	0.67	-20.37	0.39	-21.26	0.31	-30.93
2021	1.46	123.84	1.37	106.49	0.62	60.50	0.49	56.06

272 Source: Author's own elaboration using data from the Individual Registry of Health Services Delivery

273 Table 2 Prevalence of anxiety and depression - Adults 18 + years old

Year	Women				Men			
	Anxiety	Annual % change	Depression	Annual % change	Anxiety	Annual % change	Depression	Annual % change
2015	0.98		0.75		0.42		0.29	
2016	0.91	-6.36	0.84	12.11	0.39	-7.92	0.32	8.90
2017	1.16	27.16	1.06	25.94	0.52	33.21	0.41	30.21
2018	1.40	20.25	1.42	34.11	0.68	31.99	0.62	49.17
2019	2.18	55.90	1.95	36.78	1.04	52.28	0.83	34.12
2020	2.14	-1.65	1.35	-30.46	1.07	2.98	0.59	-28.09
2021	2.61	21.53	1.46	7.75	1.21	13.50	0.63	6.19

274 Source: Author's own elaboration using data from the Individual Registry of Health Services Delivery

275

## 276 **Emergency and hospitalizations cases**

277

278 We explored the number of cases in emergencies and hospitalizations to analyse the trends  
279 in the use of these services. As expected, we found similar trends to the ones for outpatient  
280 cases during 2020 in emergency cases between the beginning of the COVID-19 pandemic in  
281 March and the ending of the national quarantine on August 31<sup>st</sup>, 2020. The number of  
282 hospitalization cases decreased in March 2020 and rose in October 2020 for both, anxiety  
283 and depression (See Appendix 1 for more details).

284

### 285 ***Estimated Prevalence: Monte Carlo Simulation***

286

287 According to the Mental Health Survey, in 2015, the prevalence of anxiety was 2.3% and  
288 1.6%, for adult women and men, respectively. In the case of female and male adolescents,  
289 the prevalence of anxiety was higher in women (4.9%) than men (2.1%) (Table 3). In

290 addition, the prevalence of depression in adults was higher for women (2.2%) compared to  
 291 men (1.0%). It is important to highlight that in the case of male adolescents the prevalence  
 292 of depression was 0.7% in 2015 (Table 4).

293 **Table 3. Estimated prevalence of anxiety in each simulated scenario**

Group	Base Line 2015	Increase 2020 by Lancet	Percentage change according to IRHSD 2020	Estimated result for 2020	SD	95% Confidence Interval		Estimated Population	Population 2020
<b>Scenario 1</b>									
Women (18 years or older)	2.3%	33.2%	-1.7%	4.9%	0.2%	4.917%	4.925%	924,253	18,781,581
Men (18 years or older)	1.6%	28.0%	3.0%	3.4%	0.2%	3.417%	3.425%	591,702	17,296,667
Female adolescents (12 to 17 years)	4.9%	76.0%	-6.9%	12.6%	1.0%	12.549%	12.588%	298,868	2,377,905
Male adolescents (12 to 17 years)	2.1%	59.0%	-21.3%	4.02%	0.5%	4.011%	4.031%	99,405	2,472,245
<b>Scenario 2</b>									
Women (18 years or older)	2.3%	33.2%	-1.7%	6.8%	0.3%	6.847%	6.858%	1,287,053	18,781,581
Men (18 years or older)	1.6%	28.0%	3.0%	5.3%	0.3%	5.260%	5.272%	910,822	17,296,667
Female adolescents (12 to 17 years)	4.9%	76.0%	-6.9%	23.8%	1.7%	23.767%	23.830%	565,908	2,377,905
Male adolescents (12 to 17 years)	2.1%	59.0%	-21.3%	6.9%	0.8%	6.882%	6.912%	170,506	2,472,245
<b>Scenario 3</b>									
Women (18 years or older)	2.3%	33.2%	-1.7%	7.8%	0.3%	7.806%	7.818%	1,467,180	18,781,581
Men (18 years or older)	1.6%	28.0%	3.0%	6.2%	0.4%	6.176%	6.189%	1,069,342	17,296,667
Female adolescents (12 to 17 years)	4.9%	76.0%	-6.9%	32.3%	1.8%	32.317%	32.384%	769,274	2,377,905
Male adolescents (12 to 17 years)	2.1%	59.0%	-21.3%	9.0%	0.9%	8.953%	8.987%	221,752	2,472,245

294 Source: Author's own elaboration using data from the National Mental Health Survey 2015

295

296 **Table 4. Estimated prevalence of depression for women and men in the three**  
 297 **simulated scenarios**

Group	Base Line 2015	Increased reported by Lancet 2021	Percentage change according to IRHSD 2020	Estimated result for 2020	SE	95% Confidence Interval		Estimated Population	Population Projections 2020
<b>Scenario 1</b>									
Women (18 years or older)	2.23%	30%	-30%	4.0%	0.2%	4.04%	4.05%	759,998	18,781,581
Men (18 years or older)	1.03%	21%	-28%	2.9%	0.2%	2.88%	2.89%	499,688	17,296,667
Female adolescents (12 to 17 years)	1.70%	68%	-20%	15.4%	1.4%	15.36%	15.42%	365,967	2,377,905
Male adolescents (12 to 17 years)	0.70%	56%	-31%	2.7%	0.5%	2.70%	2.72%	66,883	2,472,245
<b>Scenario 2</b>									
Women (18 years or older)	2.23%	30%	-30%	6.9%	0.3%	6.87%	6.88%	1,291,164	18,781,581
Men (18 years or older)	1.03%	21%	-28%	3.8%	0.3%	3.83%	3.84%	663,483	17,296,667
Female adolescents (12 to 17 years)	1.70%	68%	-20%	31.0%	1.9%	30.93%	31.00%	736,217	2,377,905
Male adolescents (12 to 17 years)	0.70%	56%	-31%	4.7%	0.7%	4.69%	4.72%	116,263	2,472,245
<b>Scenario 3</b>									
Women (18 years or older)	2.23%	30%	-30%	8.8%	0.4%	8.79%	8.81%	1,652,784	18,781,581
Men (18 years or older)	1.03%	21%	-28%	5.7%	0.4%	5.67%	5.69%	982,615	17,296,667
Female adolescents (12 to 17 years)	1.70%	68%	-20%	46.2%	1.8%	46.20%	46.27%	1,099,351	2,377,905
Male adolescents (12 to 17 years)	0.70%	56%	-31%	5.8%	0.9%	5.78%	5.81%	143,177	2,472,245

298

299

Source: Author’s own elaboration using data from the National Mental Health Survey 2015

300

301

302 *Anxiety*

303

304

In the case of anxiety, it is observed that if we only consider the increase observed in IRHSD

305

(scenario 1), the prevalence of anxiety in 2020 would have been 12.6% for female

306

adolescents, 4.9% for adult women, 4.0% for male adolescents, and 3.4% for adult men.

307 These prevalences assume that the decrease in the prevalence observed in all groups was the  
308 real prevalence for 2020. However, if we include the estimated potential impact of the  
309 COVID-19 pandemic on the increase of anxiety, we obtain that the prevalence for female  
310 adolescents might reach 23.8%, which corresponds to more than 565,000 female adolescents  
311 with anxiety in Colombia (scenario 2). Although the increase for the other groups would not  
312 be as large as for female adolescents, in the case of adult women, the prevalence would have  
313 increased almost two percentage points between both scenarios, which correspond to almost  
314 300,000 adult women more. Finally, the results of scenario 3 show that the prevalence of  
315 anxiety for female adolescents would be 32.4%, followed by male adolescents, with a  
316 prevalence of 9.0%. These numbers correspond to more than 220,000 individuals aged 12 to  
317 17 years with anxiety in Colombia.

318

319 In the case of adult women, the difference between the second and third scenario is less than  
320 one percentage point; however, this represents more than 150,000 women with anxiety.  
321 Finally, male adults would have been the group with the lowest increase of the prevalence of  
322 anxiety among scenarios. However, under scenario 3, the prevalence for this group might be  
323 equal to 6.2%, which correspond to almost 770,000 male adults in the country (Table 3).

324

### 325 ***Depression***

326

327 When we analysed the different scenarios on how the prevalence for depression changed in  
328 2020 and 2021 as a result of the COVID-19 pandemic. We found that when we only use the  
329 observed data to estimate the prevalence, the prevalence of depression until 2019 presented  
330 an increment in all groups compared to 2015. However, in 2020 the prevalence of depression



331 decreased in all groups, with female adolescents as the group with the highest reduction (-  
332 20%) compared to 2019. Even when considering this reduction, the prevalence of depression  
333 for female adolescents had the greatest increase going from 1.7% in 2015 to 15.39% in 2020.  
334 which correspond to more than 365.000 female adolescents in the country (scenario 1).

335

336 When we analysed scenarios 2, we found that there was an increase in the number of  
337 individuals living with a mental health disorder. For example, according to Santomauro (12)  
338 it is estimated that the prevalence of depression increased by at least 21% (male adults) and  
339 as much as 68% in female adolescents. The results of scenario 2, where we assumed that the  
340 increase in the prevalence of depression presented by Santomauro (12) was the real  
341 prevalence, we obtained that as expected the increase in the prevalence in depression was  
342 greater for female adolescents (31%), followed by adult women (6.9%) and male adolescents  
343 (4.7%).

344

345 Finally, when we analysed the results of the simulation including the average relative change  
346 of the prevalence of depression between 2016-and 2019, assuming that the prevalence of  
347 depression would have been-like to the one calculated by Santomauro (12) (the additional  
348 effect of the COVID-19 pandemic), we found that around 46.2% of female adolescents and  
349 almost 9% of adult women might have depression. This represents an increase of 30.8  
350 percentage points compared to scenario 1 and more than 733,000 women (Table 4).

351

352

## 353 **Discussion**

354

355 This study aimed to estimate the prevalence of anxiety and depression for female and male  
356 adolescents and adults in Colombia before the COVID-19 pandemic and, it also aimed to  
357 estimate the potential increase of the prevalence in each group as a result of the COVID-19  
358 pandemic in 2020. To reach this objective we used two data sources; the IRHSD which is the  
359 main healthcare administrative record that allows the analysis of the morbidity cases-and the  
360 National Mental Health Survey for 2015.

361

362 The results of this analysis using the IRHSD revealed an important increase in the observed  
363 prevalence of these disorders for adults and adolescents and men and women between 2015  
364 and February 2020. However, between March and August 2020, the number of cases  
365 decreased, aspect that might be associated with the barriers that individuals faced to have  
366 access to different health services as a result of restrictions and lockdown during this period  
367 (17). In addition, when we simulated different scenarios using the National Mental Health  
368 Survey and estimated the prevalence of both depression and anxiety for adults and  
369 adolescents, we found that the prevalence of depression and anxiety increased significantly  
370 in the last five years for all groups. This increase has been greater for women than for men,  
371 and for adolescents than adults. Depending on the scenario and the assumptions that were  
372 made regarding the potential effect of the COVID-19 pandemic on the prevalence of  
373 depression and anxiety the results can vary for each of the four groups. For example, in the  
374 case of female adolescents the prevalence of depression and anxiety can be as high as 46.2%  
375 and 32.4% respectively.

376

377 Colombia has followed recommendations by WHO to design national mental health policies  
378 and plans (30) nonetheless, the increase in the number of cases for anxiety and depression  
379 was only observed after the publication of the National Mental Health Policy in 2018 (31).  
380 However, it is not possible to conclude that the increase of cases has been the result of this  
381 policy, it can be due to a better registration of patients who consult a physician because of  
382 mental health symptoms.

383

384 It is important to keep in mind the context of the armed conflict in Colombia and how it has  
385 affected the provision of mental health services. Indeed, in 2011 the program of  
386 psychological care and integral health for victims of the conflict was created. Its main  
387 objective was to mitigate the psychosocial effects of the armed conflict (32). Nevertheless,  
388 different studies have revealed the many barriers that victims of the conflict face to access  
389 healthcare services. Although, this program exists, little attention has been given to the effect  
390 of the conflict on the mental health of non-victims; for example, the National Strategy of  
391 Mental Health does not mention the effect of the conflict on mental health, and only refers to  
392 other situations and context (33).

393

394 The COVID-19 pandemic brought different social, economic, and health challenges.  
395 including the provision of healthcare services for non-COVID-19 related diseases. According  
396 to the WHO, 75% of the countries reduced the provision of healthcare services or even  
397 stopped completely (8) and so was in Colombia (34). In addition, there was an increase in  
398 the number and type of barriers that individuals to access healthcare services, starting with  
399 the mandatory quarantine that was established between March and August 2020. These  
400 barriers might be one of the main reasons why the number of cases diagnosed with depression

401 and anxiety observed during 2020 decreased compared to 2019. However, in April 2020 a  
402 mental health hotline was created by the Ministry of Health and Social Protection. During  
403 2020, more than 23,000 interactions of teleconsultation were given to people of all ages and  
404 sexes. The principal reasons for consultation were psychological support in stressful  
405 situations, anxiety, depression, violence, and suicidal behaviour.

406

407 According to our results, women and female adolescents are the groups with the highest  
408 number of cases since 2016. However, in 2020, in comparison with men and male  
409 adolescents, the differences in the number of cases are greater, reflecting that these groups  
410 have a higher need and also look for services more often. This is a similar finding to the one  
411 of the global burden of disease and risk factors, which revealed that the burden of depression  
412 is 50% higher for females than for males (35). Depression is a common psychiatric disorder,  
413 and it is a common mental health problem among adolescents worldwide. In addition, during  
414 the COVID-19 pandemic female adolescents were the group with the highest increase in  
415 mental health disorders (36). In adolescents, the COVID-19 pandemic was a real challenge  
416 as a result of isolation, lack of daily routines, lack of access to health services and schools,  
417 and also the lack of capabilities of resilience (37). In addition, periods without school are  
418 associated with decreased physical activity, more screen time, irregular sleep patterns (11).  
419 The isolation may have an influence on psychiatric disorder onsets during adolescence. For  
420 some adolescents, the numerous deaths related to COVID-19- was their first experience with  
421 death, and home confinement was associated with an increase in intrafamily violence (38,  
422 39).

423

424 Finally, the three scenarios estimated in this paper aimed to explore how the prevalence of  
425 depression and anxiety might have increased since 2015 and as a result of the COVID-19  
426 pandemic. Unfortunately, only the National Mental Health Survey allows the estimation of  
427 the prevalence of mental health disorders such as depression and anxiety. Therefore, there is  
428 not an updated estimator of the prevalence of this illness and more importantly of the  
429 characteristics of individuals who are living with depression and anxiety. The results of the  
430 three scenarios suggest a potential increase in the prevalence for the four groups (male and  
431 female adolescents, and male and female adults). In all groups, we have seen an increase in  
432 the number of consultations in the last four years, which means that the prevalence has also  
433 increased; Even though there are differences between sex and age groups. For example,  
434 female adolescents and female adults are the two groups with the highest increase over the  
435 years; this is a common finding in the literature where women of all ages have a higher  
436 prevalence of depression and anxiety.

437

438 In Colombia there are 2.5 psychiatrists per 100,000 inhabitants that is far from WHO  
439 recommendations of 10 per 100,000. In psychology professionals, there are 11 per 100,000  
440 inhabitants. Based on our findings, we strongly recommend strengthening policies, plans,  
441 and programs to promote good mental health and early detection of mental health disorders  
442 at primary care level with multidisciplinary teams.

443

## 444 **Strength and Limitations**

445

446 The results of this study contribute to the analysis and understanding of the mental health  
447 situation of individuals aged 12 years or older in Colombia. However, it is important to read

448 the results carefully given data limitations- related to the IRHSD. As mentioned before,  
449 IRHSD aims to support the payment of health providers; therefore, its main objective is not  
450 to collect data on the provision of services. Also, some public providers do not report  
451 information to IRHSD given that their payment is made through other systems. Another  
452 limitation of the study is the use of the National Mental Health Survey of 2015. Although  
453 this is the official source to compute the prevalence of depression, anxiety and other mental  
454 health disorders, given that it is seven years old, it might not provide an accurate picture of  
455 the current situation of the country.

456

## 457 **Conclusions**

458

459 Our results suggest that there has been an increase in the number of cases of anxiety and  
460 depression since 2016. In addition, our results suggest that the number of cases can increase  
461 drastically as a consequence of COVID-19 pandemic. Therefore, the Colombian health  
462 system must rethink how mental health services are provided. Also, what strategies are  
463 implemented to prevent mental health illness and how to detect potential cases of anxiety and  
464 depression, especially in female adolescents. In addition. it is necessary to continue analysing  
465 the mental health situation in the country and how it has been affected by the armed conflict  
466 of the last six decades.

467

## 468 **Funding**

469 The study was funded by the International Development Research Centre (IDRC) and the  
470 Swedish International Development Cooperation Agency (Sida) [109582].

## 471     **References**

472

- 473     1.     Else H. The pandemic’s true health cost how much of our lives has COVID stolen. Nature  
474             [Internet]. 2022 [cited 2022 Aug 18];605:410–3. Available from:  
475             <https://www.nature.com/articles/d41586-022-01341-7>
- 476     2.     Bendau A. Petzold MB. Pyrkosch L. Mascarell Maricic L. Betzler F. Rogoll J. et al.  
477             Associations between COVID-19 related media consumption and symptoms of anxiety.  
478             depression and COVID-19 related fear in the general population in Germany. Eur Arch  
479             Psychiatry Clin Neurosci [Internet]. 2021;271(2):283–91. Available from:  
480             <https://doi.org/10.1007/s00406-020-01171-6>
- 481     3.     Özdin S. Bayrak Özdin Ş. Levels and predictors of anxiety. depression and health anxiety  
482             during COVID-19 pandemic in Turkish society: The importance of gender. International  
483             Journal of Social Psychiatry. 2020;66(5):504–11.
- 484     4.     Salari N. Hosseini-Far A. Jalali R. Vaisi-Raygani A. Rasoulpoor S. Mohammadi M. et al.  
485             نادرى Global Health. 2020;16(1):1–11.
- 486     5.     Kola L. Kohrt BA. Hanlon C. Naslund JA. Sikander S. Balaji M. et al. COVID-19 mental health  
487             impact and responses in low-income and middle-income countries: reimagining global  
488             mental health. Vol. 8. The Lancet Psychiatry. Elsevier Ltd; 2021. p. 535–50.
- 489     6.     Moreno C. Wykes T. Galderisi S. Nordentoft M. Crossley N. Jones N. et al. How mental  
490             health care should change as a consequence of the COVID-19 pandemic. Lancet Psychiatry.  
491             2020 Sep 1;7(9):813–24.

- 492 7. Hrynick TA. Ripoll Lorenzo S. Carter SE. COVID-19 response: Mitigating negative impacts on  
493 other areas of health. Vol. 6. BMJ Global Health. BMJ Publishing Group; 2021.
- 494 8. World Health Organization. COVID-19 disrupting mental health services in most countries.  
495 WHO survey [Internet]. 2020 [cited 2022 May 22]. Available from:  
496 [https://www.who.int/news/item/05-10-2020-covid-19-disrupting-mental-health-services-](https://www.who.int/news/item/05-10-2020-covid-19-disrupting-mental-health-services-in-most-countries-who-survey)  
497 [in-most-countries-who-survey](https://www.who.int/news/item/05-10-2020-covid-19-disrupting-mental-health-services-in-most-countries-who-survey)
- 498 9. World Health Organization. World Mental Health Day 2020 [Internet]. 2020 [cited 2022  
499 May 22]. Available from: [https://www.who.int/es/news/item/27-08-2020-world-mental-](https://www.who.int/es/news/item/27-08-2020-world-mental-health-day-an-opportunity-to-kick-start-a-massive-scale-up-in-investment-in-mental-health)  
500 [health-day-an-opportunity-to-kick-start-a-massive-scale-up-in-investment-in-mental-health](https://www.who.int/es/news/item/27-08-2020-world-mental-health-day-an-opportunity-to-kick-start-a-massive-scale-up-in-investment-in-mental-health)
- 501 10. Li Y. Scherer N. Felix L. Kuper H. Prevalence of depression, anxiety and posttraumatic stress  
502 disorder in health care workers during the COVID-19 pandemic: A systematic review and  
503 meta-Analysis. PLoS One. 2021 Mar 1;16(3 March).
- 504 11. Wu T. Jia X. Shi H. Niu J. Yin X. Xie J. et al. Prevalence of mental health problems during the  
505 COVID-19 pandemic: A systematic review and meta-analysis. Vol. 281. Journal of Affective  
506 Disorders. Elsevier B.V.; 2021. p. 91–8.
- 507 12. Santomauro DF. Mantilla Herrera AM. Shadid J. Zheng P. Ashbaugh C. Pigott DM. et al.  
508 Global prevalence and burden of depressive and anxiety disorders in 204 countries and  
509 territories in 2020 due to the COVID-19 pandemic. The Lancet. 2021 Nov  
510 6;398(10312):1700–12.
- 511 13. World Health Organization. COVID-19 pandemic triggers 25% increase in prevalence of  
512 anxiety and depression worldwide [Internet]. 2022 [cited 2022 May 22]. Available from:



- 513 [https://www.who.int/news/item/02-03-2022-covid-19-pandemic-triggers-25-increase-in-](https://www.who.int/news/item/02-03-2022-covid-19-pandemic-triggers-25-increase-in-prevalence-of-anxiety-and-depression-worldwide)  
514 [prevalence-of-anxiety-and-depression-worldwide](https://www.who.int/news/item/02-03-2022-covid-19-pandemic-triggers-25-increase-in-prevalence-of-anxiety-and-depression-worldwide)
- 515 14. United Nations Development Programme. Human Development Report [Internet]. BERNAN  
516 PRESS; 2022 [cited 2022 Sep 18]. Available from:  
517 [https://hdr.undp.org/system/files/documents/global-report-document/hdr2021-](https://hdr.undp.org/system/files/documents/global-report-document/hdr2021-22pdf_1.pdf)  
518 [22pdf\\_1.pdf](https://hdr.undp.org/system/files/documents/global-report-document/hdr2021-22pdf_1.pdf)
- 519 15. Panamerican Health Organization. Reporte de situación COVID-19 Colombia No. 252 - 28 de  
520 Diciembre 2021 [Internet]. 2021 [cited 2022 May 22]. Available from:  
521 [https://www.paho.org/es/documentos/reportesituacion-covid-19-colombia-no-252-28-](https://www.paho.org/es/documentos/reportesituacion-covid-19-colombia-no-252-28-diciembre-2021)  
522 [diciembre-2021](https://www.paho.org/es/documentos/reportesituacion-covid-19-colombia-no-252-28-diciembre-2021)
- 523 16. Ministerio de Salud y Protección Social. Resolución No. 536 de 2020 [Internet]. 2020.  
524 Available from:  
525 [https://www.minsalud.gov.co/Normatividad\\_Nuevo/Resoluci%C3%B3n%20No.%20536%20](https://www.minsalud.gov.co/Normatividad_Nuevo/Resoluci%C3%B3n%20No.%20536%20de%202020.pdf)  
526 [de%202020.pdf](https://www.minsalud.gov.co/Normatividad_Nuevo/Resoluci%C3%B3n%20No.%20536%20de%202020.pdf)
- 527 17. Ministerio del Interior. Republica de Colombia. Decreto Número 457 [Internet]. Decreto  
528 Número 457 2020 p. 1–14. Available from:  
529 [https://dapre.presidencia.gov.co/normativa/normativa/DECRETO 457 DEL 22 DE MARZO](https://dapre.presidencia.gov.co/normativa/normativa/DECRETO%20457%20DEL%2022%20DE%20MARZO%20DE%202020.pdf)  
530 [DE 2020.pdf](https://dapre.presidencia.gov.co/normativa/normativa/DECRETO 457 DEL 22 DE MARZO DE 2020.pdf)
- 531 18. Ministerio de Salud y de Protección Social. Encuesta Nacional de Salud Mental [Internet].  
532 Bogotá; 2015. Available from:  
533 [http://www.odc.gov.co/Portals/1/publicaciones/pdf/consumo/estudios/nacionales/CO031](http://www.odc.gov.co/Portals/1/publicaciones/pdf/consumo/estudios/nacionales/CO031102015-salud_mental_tomol.pdf)  
534 [102015-salud\\_mental\\_tomol.pdf](http://www.odc.gov.co/Portals/1/publicaciones/pdf/consumo/estudios/nacionales/CO031102015-salud_mental_tomol.pdf)

- 535 19. Cifuentes-Avellaneda Á. Rivera-Montero D. Vera-Gil C. Murad-Rivera R. Sánchez SM.  
536 Castaño LM. et al. Informe 3. Ansiedad. depresión y miedo: impulsores de la mala salud  
537 mental durante el distanciamiento físico en Colombia [Internet]. 2020 [cited 2022 May 22].  
538 Available from: [https://profamilia.org.co/wp-content/uploads/2020/05/Informe-3-](https://profamilia.org.co/wp-content/uploads/2020/05/Informe-3-Ansiedad-depresion-y-miedo-impulsores-mala-salud-mental-durante-pandemia-Estudio-Solidaridad-Profamilia.pdf)  
539 [Ansiedad-depresion-y-miedo-impulsores-mala-salud-mental-durante-pandemia-Estudio-](https://profamilia.org.co/wp-content/uploads/2020/05/Informe-3-Ansiedad-depresion-y-miedo-impulsores-mala-salud-mental-durante-pandemia-Estudio-Solidaridad-Profamilia.pdf)  
540 [Solidaridad-Profamilia.pdf](https://profamilia.org.co/wp-content/uploads/2020/05/Informe-3-Ansiedad-depresion-y-miedo-impulsores-mala-salud-mental-durante-pandemia-Estudio-Solidaridad-Profamilia.pdf)
- 541 20. Ocampo González ÁA. Castillo García JF. Pabón Sandoval LC. Tovar Cuevas JR. Hidalgo  
542 Ibarra SA. Calle Sandoval DA. et al. Depressive symptomatology in adults during the COVID-  
543 19 pandemic. *J Investig Med*. 2022 Feb 1;70(2):436–45.
- 544 21. Monterrosa-Castro Á. Monterrosa-Blanco A. González-Sequeda A. Perceived Loneliness and  
545 Severe Sleep Disorders in Adult Women during the Covid-19 Quarantine: A Cross-Sectional  
546 Study in Colombia. *J Prim Care Community Health*. 2021;12.
- 547 22. Sanabria-Mazo JP. Useche-Aldana B. Ochoa PP. Rojas-Gualdrón DF. Sanz A. Estudio PSY-  
548 COVID Impacto de la pandemia de COVID-19 en la salud mental en Colombia [Internet].  
549 2021 [cited 2022 May 22]. Available from: [https://www.colpsic.org.co/wp-](https://www.colpsic.org.co/wp-content/uploads/2021/09/Libro-Impacto-de-la-pandemia-de-COVID-19-en-la-salud-mental-en-Colombia.pdf)  
550 [content/uploads/2021/09/Libro-Impacto-de-la-pandemia-de-COVID-19-en-la-salud-mental-](https://www.colpsic.org.co/wp-content/uploads/2021/09/Libro-Impacto-de-la-pandemia-de-COVID-19-en-la-salud-mental-en-Colombia.pdf)  
551 [en-Colombia.pdf](https://www.colpsic.org.co/wp-content/uploads/2021/09/Libro-Impacto-de-la-pandemia-de-COVID-19-en-la-salud-mental-en-Colombia.pdf)
- 552 23. Departamento Nacional de Planeación. ¿Cómo se relaciona la pandemia del COVID-19 con  
553 la salud mental de los colombianos? [Internet]. 2021 [cited 2022 May 10]. Available from:  
554 [https://colaboracion.dnp.gov.co/CDT/Sinergia/Documentos/Notas\\_politica\\_publica\\_SALUD](https://colaboracion.dnp.gov.co/CDT/Sinergia/Documentos/Notas_politica_publica_SALUD%20MENTAL_22_04_21_V7.pdf)  
555 [%20MENTAL\\_22\\_04\\_21\\_V7.pdf](https://colaboracion.dnp.gov.co/CDT/Sinergia/Documentos/Notas_politica_publica_SALUD%20MENTAL_22_04_21_V7.pdf)

- 556 24. Gonzalez-Uribe C. Olmos-Pinzon A. Leon-Giraldo S. Bernal O. Moreno-Serra R. Health  
557 perceptions among victims in postaccord Colombia: Focus groups in a province affected by  
558 the armed conflict. PLoS One. 2022 Mar 1;17(3 March).
- 559 25. Rojas Y. Torres C. Figueredo M. Hernández F. Castañeda C. Lasalvia P. et al. Estimación de la  
560 prevalencia de EPOC en Colombia a partir del Registro Individual de Prestaciones de  
561 Servicios de Salud. Revista Colombiana de Neumología [Internet]. 2019;31(1):5–15.  
562 Available from: <http://dx.doi.org/10.30789/rcneumologia.v31.n1>
- 563 26. Ministerio de Salud y de Protección Social. Preguntas frecuentes RIPS ¿Qué son los RIPS?  
564 [Internet]. 2015. p. 1–17. Available from:  
565 <https://www.minsalud.gov.co/sites/rid/Lists/BibliotecaDigital/RIDE/DE/OT/FAQ-RIPS.pdf>
- 566 27. Departamento Administrativo Nacional de Estadística. Proyecciones de Población  
567 [Internet]. [cited 2022 Jun 5]. Available from:  
568 [https://www.dane.gov.co/index.php/estadisticas-por-tema/demografia-y-](https://www.dane.gov.co/index.php/estadisticas-por-tema/demografia-y-poblacion/proyecciones-de-poblacion)  
569 [poblacion/proyecciones-de-poblacion](https://www.dane.gov.co/index.php/estadisticas-por-tema/demografia-y-poblacion/proyecciones-de-poblacion)
- 570 28. García-Alonso CR. Almeda N. Salinas-Pérez JA. Gutiérrez-Colosía MR. Uriarte-Uriarte JJ.  
571 Salvador-Carulla L. A decision support system for assessing management interventions in a  
572 mental health ecosystem: The case of Bizkaia (Basque Country, Spain). PLoS One. 2019 Feb  
573 1;14(2).
- 574 29. Torres-Jiménez M. García-Alonso CR. Salvador-Carulla L. Fernández-Rodríguez V. Evaluation  
575 of system efficiency using the Monte Carlo DEA: The case of small health areas. Eur J Oper  
576 Res. 2015 Apr 16;242(2):525–35.

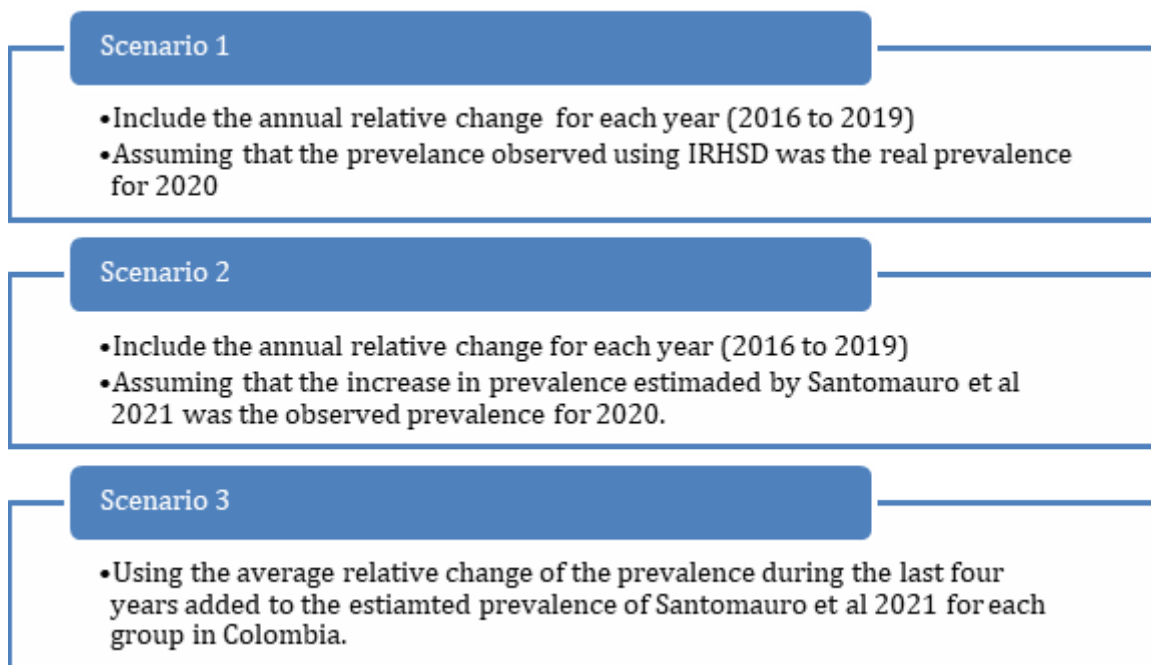
- 577 30. Henao S. Quintero S. Echeverri J. Hernández J. Rivera E. López S. Políticas públicas vigentes  
578 de salud mental en Suramérica: un estado del arte. Revista Facultad Nacional de Salud  
579 Pública [Internet]. 2016 May 2;34(2). Available from:  
580 <https://revistas.udea.edu.co/index.php/fnsp/article/view/23468>
- 581 31. Ministerio de Salud y Protección Social. Política Nacional de Salud Mental [Internet]. 2018  
582 [cited 2021 Jul 4]. Available from:  
583 [https://www.minsalud.gov.co/sites/rid/Lists/BibliotecaDigital/RIDE/VS/PP/politica-](https://www.minsalud.gov.co/sites/rid/Lists/BibliotecaDigital/RIDE/VS/PP/politica-nacional-salud-mental.pdf)  
584 [nacional-salud-mental.pdf](https://www.minsalud.gov.co/sites/rid/Lists/BibliotecaDigital/RIDE/VS/PP/politica-nacional-salud-mental.pdf)
- 585 32. Ministerio de Justicia. Decreto 4800 de 2011. Colombia; 2011.
- 586 33. Departamento Nacional de Planeación. Estrategia para la promoción de la salud mental en  
587 Colombia. CONPES 3992. COLOMBIA; 2020.
- 588 34. Banco Mundial. Evaluación de las capacidades de preparación y respuesta ante futuras  
589 pandemias y emergencias en salud pública [Internet]. 2022. Available from:  
590 [www.worldbank.org](http://www.worldbank.org)
- 591 35. Lopez AD. Mathers CD. Global Burden of Disease and Risk Factors. Washington: Oxford  
592 University Press and the World Bank; 2006.
- 593 36. Zhou SJ. Zhang LG. Wang LL. Guo ZC. Wang JQ. Chen JC. et al. Prevalence and socio-  
594 demographic correlates of psychological health problems in Chinese adolescents during the  
595 outbreak of COVID-19. Eur Child Adolesc Psychiatry. 2020;29(6).
- 596 37. Jones EAK. Mitra AK. Bhuiyan AR. Impact of covid-19 on mental health in adolescents: A  
597 systematic review. Int J Environ Res Public Health. 2021 Mar 1;18(5):1–9.

- 598 38. Guessoum SB. Lachal J. Radjack R. Carretier E. Minassian S. Benoit L. et al. Adolescent  
599 psychiatric disorders during the COVID-19 pandemic and lockdown. *Psychiatry Res.* 2020  
600 Sep 1;291.
- 601 39. de Figueiredo CS. Sandre PC. Portugal LCL. Mázala-de-Oliveira T. da Silva Chagas L. Raony Í.  
602 et al. COVID-19 pandemic impact on children and adolescents' mental health: Biological.  
603 environmental. and social factors. *Prog Neuropsychopharmacol Biol Psychiatry.* 2021 Mar  
604 2;106.
- 605
- 606
- 607

## 608 LIST OF FIGURES

609

610 Figure 1. Scenarios used for the simulation of the prevalence of depression and anxiety

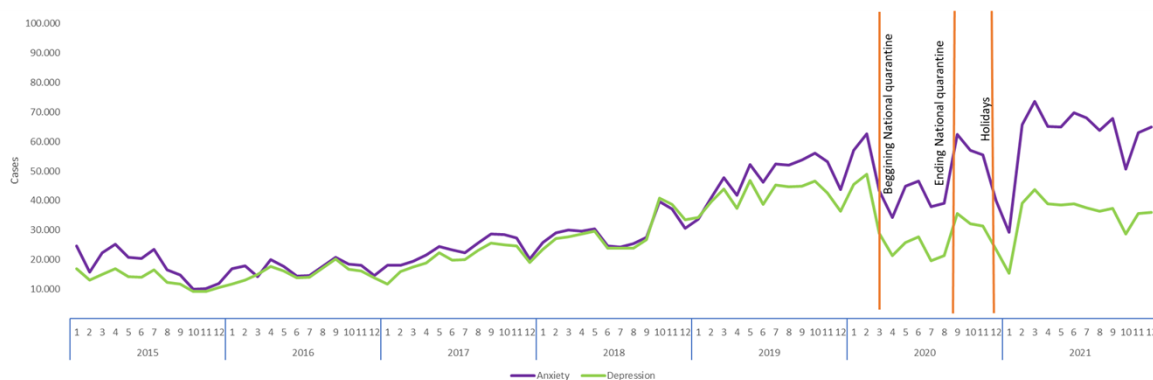


611

612

613

614 Figure 2. Number of cases per anxiety and depression disorders 2015-2021 by year and  
615 month in Colombia, all ages, all sexes.



616

617

618

619 Source: Author's own elaboration using data from the Individual Registry of Health Services Delivery 2016-

620

2021

621

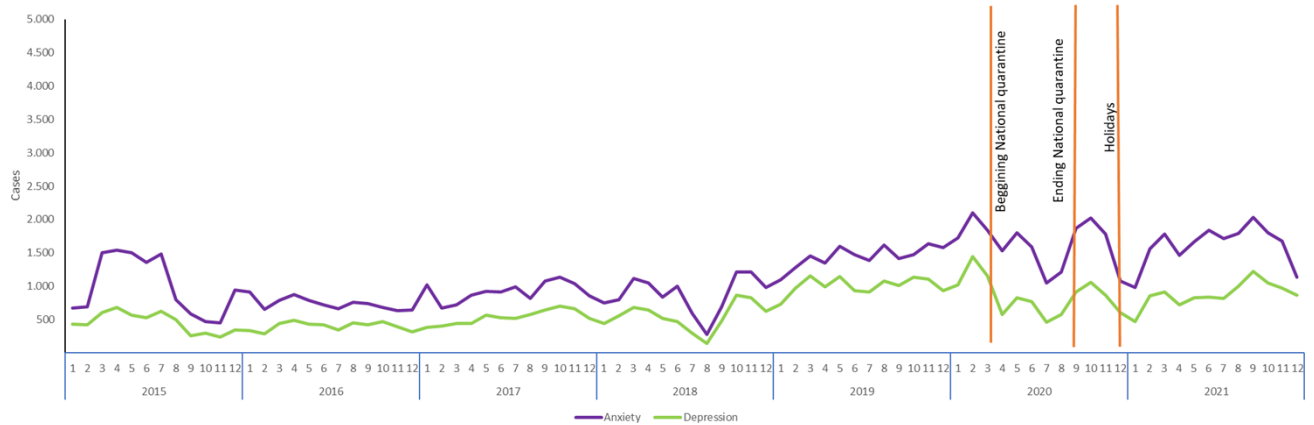
622

623 **APPENDIX 1**

624

625 Emergency Cases

626



627

628 Source: Author's own elaboration using data from the Individual Registry of Health

629

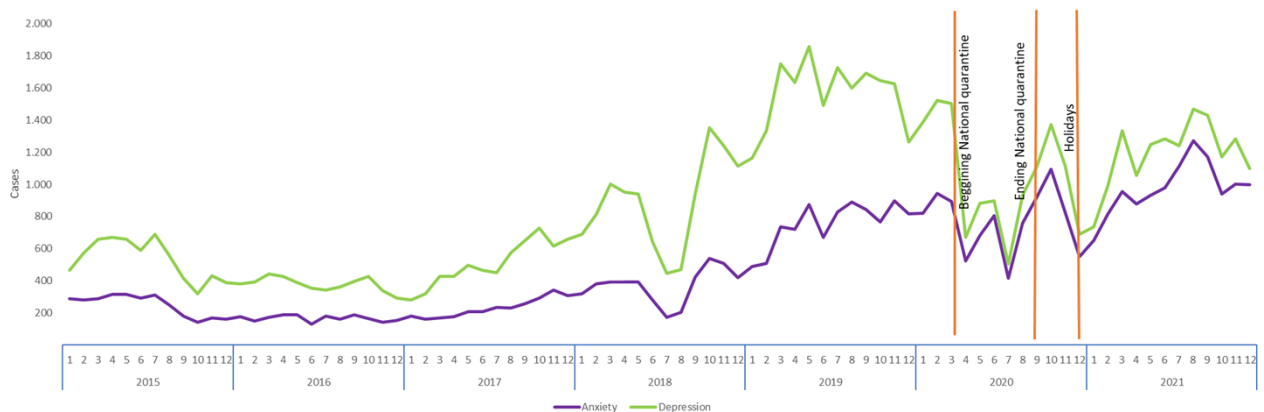
Services Delivery

630

631

632 Hospitalization cases

633



634

635 Source: Author's own elaboration using data from the Individual Registry of Health

636

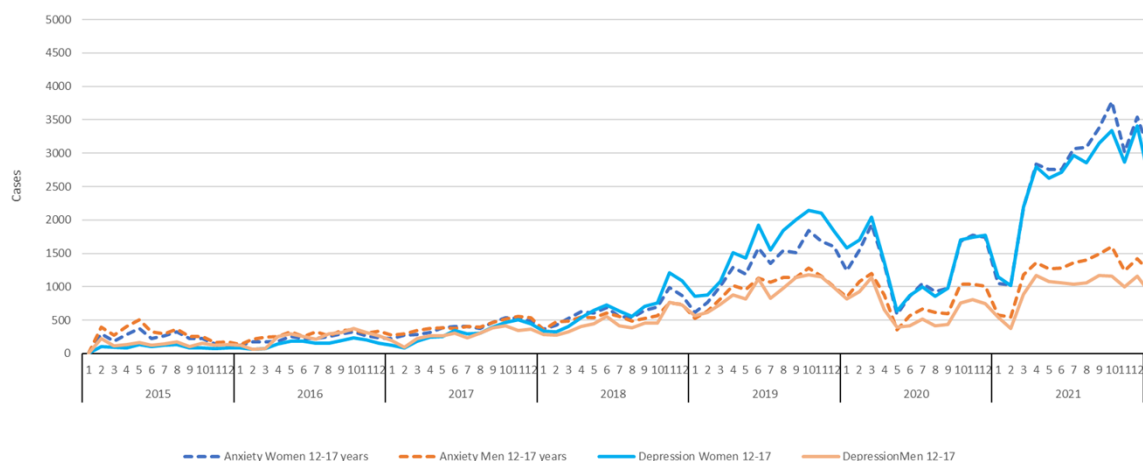
Services Delivery



637 *Comparison cases between adolescents aged 12-17 years by diagnostics*

638

639



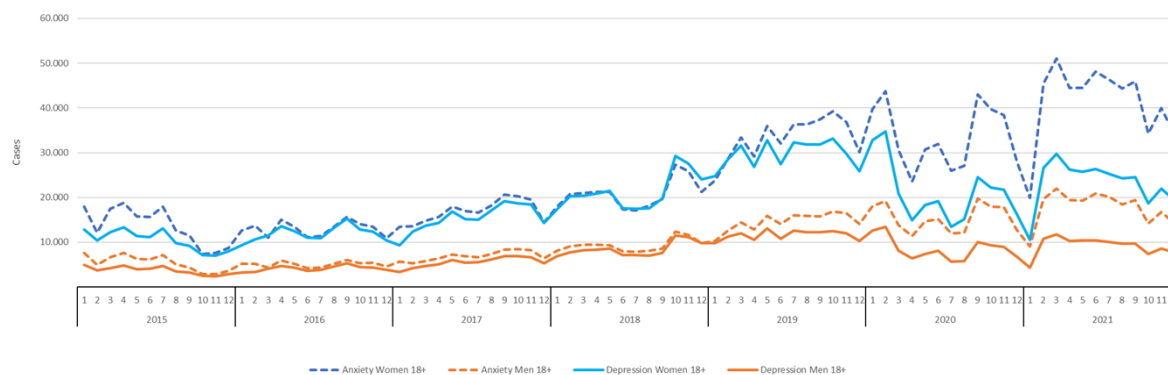
642 Source: Author's own elaboration using data from the Individual Registry of Health

643 Services Delivery

644

645 *Comparison cases between adults 18 years or older by diagnostics*

646



648 Source: Author's own elaboration using data from the Individual Registry of Health

649 Services Delivery