

1 **Hidden changes to prespecified primary outcomes of clinical trials completed between 2009 and**  
2 **2017 in German University Medical Centres: A meta-research study**

3  
4

5 *Martin R. Holst (MRH)* <sup>\*T1,2</sup> <https://orcid.org/0000-0002-8135-6265> [martin.holst@bih-charite.de](mailto:martin.holst@bih-charite.de)

6 *Martin Haslberger (MH)* <sup>\*1</sup> <https://orcid.org/0000-0002-8067-2856> [martin.haslberger@bih-charite.de](mailto:martin.haslberger@bih-charite.de)

7 *Samruddhi Yerunkar (SY)* <sup>1</sup> <https://orcid.org/0000-0002-0748-383X> [samruddhi.yerunkar@charite.de](mailto:samruddhi.yerunkar@charite.de)

8 *Daniel Strech (DS)* <sup>1</sup> <https://orcid.org/0000-0002-9153-079X> [daniel.strech@bih-charite.de](mailto:daniel.strech@bih-charite.de)

9 *Lars G. Hemkens (LGH)* <sup>3-6</sup> <https://orcid.org/0000-0002-3444-1432> [lars.hemkens@usb.ch](mailto:lars.hemkens@usb.ch)

10 *Benjamin G. Carlisle (BGC)* <sup>1</sup> <https://orcid.org/0000-0001-8975-0649> [benjamin.carlisle@bih-charite.de](mailto:benjamin.carlisle@bih-charite.de)

11  
12

13 <sup>T</sup> Corresponding author (email [martin.holst@bih-charite.de](mailto:martin.holst@bih-charite.de); phone: +49 30 450 543 669; Twitter:  
14 @MartinHolst9)

15 \* These authors contributed equally

16  
17

18 <sup>1</sup> Berlin Institute of Health at Charité – Universitätsmedizin Berlin, QUEST Center for Responsible  
19 Research, Charitéplatz 1, 10117 Berlin, Germany

20 <sup>2</sup> Medizinische Hochschule Hannover, Institute for Ethics, History and Philosophy of Medicine, Carl-  
21 Neuberg-Str. 1, 30625 Hannover

22 <sup>3</sup> Department of Clinical Research, University Hospital Basel, University of Basel, Basel, Switzerland

23 <sup>4</sup> Berlin Institute of Health at Charité – Universitätsmedizin Berlin, QUEST Center for Responsible  
24 Research, Meta-Research Innovation Center Berlin, Charitéplatz 1, 10117 Berlin, Germany

25 <sup>5</sup> Meta-Research Innovation Center at Stanford, Stanford University, Stanford, California

26 <sup>6</sup> Research Center for Clinical Neuroimmunology and Neuroscience Basel (RC2NB), University  
27 Hospital Basel and University of Basel, Basel, Switzerland

NOTE: This preprint reports new research that has not been certified by peer review and should not be used to guide clinical practice.

28 **Previous versions:** Preliminary data of this study were presented at the 9<sup>th</sup> International Conference  
29 on Peer Review and Scientific Publication, Chicago, 9 September 2022.

30 **Code and data availability:** Analysis code and original datasets are available on Github  
31 (<https://github.com/Martin-R-H/HiddenOutcomeChanges>). The final dataset has been posted to our  
32 OSF page (<https://osf.io/e2uct/>).

33 **Ethics approval:** Not applicable.

34 **Transparency statement:** The lead authors affirm that the manuscript is an honest, accurate, and  
35 transparent account of the study being reported. No important aspects of the study have been  
36 omitted. Any discrepancies from the study as registered (<https://osf.io/t3qva>) are explained in a  
37 registration amendment (<https://osf.io/qtd2b>). Most importantly, due to the complexity of the  
38 project and the large amount of manual screening involved, we decided to split the preregistered  
39 project in two standalone projects (outcome discrepancies and spin), which we report in separate  
40 publications. The authors declare no conflicts of interest.

41 **Role of the funding source:** This work was funded under a grant from the Federal Ministry of  
42 Education and Research of Germany (Bundesministerium fuer Bildung und Forschung – BMBF)  
43 [01PW18012]. The funder was not involved in the study design, data collection, analysis, or  
44 interpretation, writing of the manuscript, or the decision to submit for publication.

45 **Patient and Public Involvement statement:** No patients were involved in this study. There was no  
46 public involvement for this study.

47 **Dissemination to participants and related patient and public communities:** Not applicable.

48

## Abstract

49

50

51 **Objectives:** To assess how often clinical trials exhibit primary outcome discrepancies within registry  
52 records that would not be caught by comparing results publications to the latest registry entry, but  
53 would require analysing the registration history.

54 **Design:** Meta-research study.

55 **Setting:** All 1746 randomised clinical trials with published results, registered in ClinicalTrials.gov or  
56 Deutsches Register Klinischer Studien (DRKS), completed at German University Medical Centres  
57 between 2009 and 2017. We analysed registry entries for all trials and publications for a random  
58 sample of 292 trials.

59 **Participants:** Not applicable.

60 **Interventions:** Not applicable.

61 **Main outcome measures:** [1] Primary outcome discrepancies between registry entries at key study  
62 milestones and [2] the first results publication. [3] 'Hidden' discrepancies, i.e., only reported in the  
63 registry before the last entry, meaning they would only be detected by assessing the full registry  
64 change history. We considered discrepancies major if primary outcomes were newly added, dropped,  
65 or changed to or from secondary outcomes. [4] Proportion of publications transparently reporting  
66 discrepancies. [5] Characteristics associated with 'open' and 'hidden' discrepancies.

67 **Results:** Of all 1746 trials, 23% (n=393) had primary outcome discrepancies between trial start and  
68 latest registry entry, with 8% (n=142) being major. Primary outcomes in publications were different  
69 from the latest registry entry in 41% of trials (120 of the 292 sampled trials; 95% CI [35%, 47%]), with  
70 major discrepancies in 18% (54 of 292; 95% CI [14%, 23%]). 'Hidden' discrepancies were observed in  
71 14% of trials (41/292; 95% CI [10%, 19%]). Only 1% of discrepancies were reported in the publications  
72 (2/161, 95% CI [0%, 4%]). Trials were more likely to have a within-registry discrepancy if they had an  
73 earlier registration year (OR 0.74; 95% CI [0.69, 0.80]), were registered on ClinicalTrials.gov (OR 0.41;  
74 95% CI [0.23, 0.70]), or had been industry-sponsored (OR 0.29; 95% CI [0.21, 0.41]).

75 **Conclusions:** Changes to primary trial outcomes are common, often have major relevance, are rarely  
76 transparently reported and typically not detectable with an inspection of the latest registry entry.  
77 Authors need to be more transparent and registry entries of published trials need to require more in-  
78 depth analysis to reveal potentially misleading reporting practices.

79 **Protocol registration:** Open Science Framework (<https://osf.io/t3qva>; amendment in  
80 <https://osf.io/qtd2b>).

81

82 **Keywords:** Clinical Trials, Registration, Reporting, Transparency

83

## Introduction

84

85 Clinical trial registries are critical tools to enhance the transparency and trustworthiness of clinical  
86 trial evidence by openly reporting key study parameters in a rapidly accessible manner (1). They  
87 make it possible to detect selective reporting biases that pose a major threat to trustworthiness. One  
88 of the most critical possible deviations from an original protocol and analysis plan is a change to  
89 prespecified outcomes. Consequently, outcomes and their pre-specification are among the most  
90 critical reporting items of clinical trials, with the CONSORT statement asking to describe ‘completely  
91 defined pre-specified primary and secondary outcome measures, including how and when they were  
92 assessed’ as well as ‘any changes to trial outcomes after the trial commenced, with reasons’ (2). If  
93 readers do not know if the outcomes were changed, they cannot assess the risk of bias due to ‘cherry  
94 picking’ of results or implications of multiple testing (3).

95 Many clinical trial registries, such as ClinicalTrials.gov, allow entries to be updated after initial  
96 registration. While updating a registry entry is generally useful, as it is not unusual for parts of a trial  
97 protocol to change and desirable for an entry to reflect the most current information, it constitutes  
98 another possible source of reporting bias if entries are not properly maintained and larger changes  
99 go unreported. While a number of ethical and reporting guidance documents recommend  
100 prospective trial registration (2,4,5) and some recommend the transparent reporting of protocol  
101 changes (2,4), this is only checked in a minority of cases by peer-reviewers (6). But even if  
102 considered, looking only at the latest registry entry may lead to a wrong assessment, as changes to  
103 the entry over the course of the study would remain ‘hidden behind the latest entry’. One would  
104 have to take a closer look at the history of changes, which some trial registries maintain, but which is  
105 often not easily accessible.

106 Several analyses have already assessed the frequency of outcome discrepancies between registries  
107 and publications. They widely agree that this problem is very common, with a median estimated  
108 prevalence of 31% of clinical trials affected by primary outcome changes (interquartile range across  
109 analyses: 17-45 %) (7). However, most studies published to date did not report which registry entry  
110 version they used (8–16), assessed discrepancies between the publication and the latest available  
111 registry entry (17–19), or the latest registry entry before trial completion (20); some also used the  
112 first available entry or first entry during the active phase (21,22). Some studies determined the  
113 timepoint of primary outcome registration and the timepoints of changes using registry histories  
114 (23–28). Only two studies assessed changes over the course of the registry history, using small  
115 samples and a simple terminology (29,30). No study quantified the number of changes missed by  
116 considering only the latest registry entries.

117 In this study, we aimed to assess [1] how often changes to primary outcomes of clinical trials are  
118 reported in clinical trial registries across all available registry entry versions ('within-registry  
119 discrepancies'), [2] how often there are discrepancies between the latest registry entry and the  
120 results publication ('registry-publication discrepancies'), [3] how many changes are 'hidden' behind  
121 the latest registry entry, i.e., are 'within-registry', but do not show up as 'registry-publication  
122 discrepancies' and are therefore easily missed in review, [4] how often both types of outcome  
123 changes are transparently reported in the results publications, and [5] which trial characteristics are  
124 associated with these reporting deficits.

125

126

## Methods

127

128 Data sources and sample

129 We based our analyses on two published datasets (from the IntoValue projects, 31,32) containing all  
130 interventional studies completed at German University Medical Centres between 2009 and 2017. The  
131 trials had been registered in either ClinicalTrials.gov or the Deutsches Register Klinischer Studien  
132 (DRKS), which is the WHO primary trial registry for Germany. Both registries have an accessible  
133 history of changes. Our datasets also include links to corresponding results publications, which had  
134 been manually identified. We retrieved a combined dataset for both projects from a GitHub  
135 repository (<https://github.com/maia-sh/into-value-data>), accessed on 24 January 2022).

136

137 Eligibility criteria

138 We included any study that: 1) has a registry entry in either the ClinicalTrials.gov or the DRKS  
139 database, 2) was completed between 2009 and 2017 according to the trial status described as  
140 'Completed', 'Unknown status', 'Terminated', or 'Suspended' (ClinicalTrials.gov), or 'Recruiting  
141 complete, follow-up complete', 'Recruiting stopped after recruiting started', or 'Recruiting suspended  
142 on temporary hold' (DRKS), 3) reported in the registry that a German University Medical Centre was  
143 involved (i.e., mentioned as responsible party, lead/primary sponsor, principal investigator, study  
144 chair, study director, facility, collaborator, or recruitment location; for definitions see 31,32), 4) has  
145 published results, i.e., a full-text publication of the trial results was found by the search methods  
146 described in the IntoValue protocols (31,32), 5) is registered as a randomised trial.

147

148 Data extraction and processing

149 We used a stepwise approach of automatic data extraction and processing followed by reviewer  
150 assessment of identified outcome discrepancies, first comparing outcomes within the registry and  
151 second comparing registry entries with publications.

152 *Automatic data extraction and processing.* We obtained trial identifiers (NCT or DRKS number) and  
153 basic information about the trials and accompanying publications from the IntoValue dataset (31,32).  
154 We then downloaded all historical registry entries of these trials, using the cthist R package (33), on  
155 24 January 2022 (DRKS) and 12 April 2022 (ClinicalTrials.gov). We extracted data from the fields listed  
156 in the codebook (<https://osf.io/syux2>). For our classification of within-registry discrepancies, we  
157 extracted primary and secondary outcomes at four key registration milestones: [1] the first entry  
158 after study start (inclusion of the first patient), [2] the latest entry before the end of active status  
159 (determined e.g. by ‘completed’ status in the registry), [3] the latest entry before publication of the  
160 results in a journal, and [4] latest available entry.

161 We classified trials into medical fields based on their journal’s category from the SCImago Journal &  
162 Country Rank database (34), which is based on the Scopus medical field classification. The journals’  
163 categories were divided into 17 higher-order categories based on consensus (MRH, MH, LGH).

164 *Assessment of within-registry outcome discrepancies.* Two reviewers (MRH, MH) conducted the  
165 assessment of within-registry discrepancies in duplicate and resolved conflicts through discussion.  
166 Reviewers assessed changes to the primary outcomes between the four key trial milestones within  
167 the registry (Figure 1), using a classification system based on prior assessments of outcome switching  
168 (23,35) and descriptions of the specification of primary outcome measures (36) (Table 1).

169 *Assessment of registry-publication outcome discrepancies.* For feasibility, we drew a random sample  
170 of 300 publications, from which three reviewers (MRH, MH, SY) extracted primary outcomes. Some  
171 of these publications, however, turned out to not be the primary results publications of their  
172 respective trials. If the reviewers could not find the correct publication, they excluded the  
173 publication, reducing the final sample size to 292. We considered outcomes primary if they were  
174 explicitly named as such using a list of keywords (‘primary’ / ‘main’ / ‘outcome’ / ‘endpoint’ / ‘end  
175 point’). Otherwise, we used the outcome used for sample size calculation. In all other cases, we used  
176 the first reported outcome in the abstract and results section (with priority given to the abstract). For  
177 each entry, reviewers compared the extracted primary outcome(s) with the latest available registry  
178 entry using the developed rating system (Table 1). Reviewers also recorded whether there were any  
179 mentions of outcome changes in the assessed publications. Conflicts were resolved through  
180 discussion between raters.

181 *Inter-rater agreement.* The overall inter-rater agreement over all timepoints and items (measured by  
182 Cohen’s kappa) during screening was  $\kappa = 0.81$  for the within-registry ratings and  $\kappa = 0.46$  during the  
183 registry-publication ratings. Disagreement resulted partly from cases without clear reporting of

184 primary outcomes in publications (if only explicitly mentioned outcomes were used for the registry-  
185 publication ratings, inter-rater agreement was  $\kappa = 0.51$ ). In a post-hoc sensitivity analysis we  
186 restricted our analysis to primary outcomes explicitly named as such in the publications or used for  
187 sample size calculation.

188

189 **Statistical analyses and reporting**

190 We report descriptive statistics for the rates of different types of outcome discrepancies within the  
191 registry entries (between key trial milestones), and between the latest registry entries and results  
192 publications. For proportions within the random sample of 292 trials with manual assessment of  
193 publications, we report 95% confidence intervals. For the analysis of determinants of within-registry  
194 outcome discrepancies or registry-publication outcome discrepancies, we used logistic regressions,  
195 with either any within-registry outcome discrepancy, or any registry-publication outcome  
196 discrepancy, as response variables, and a set of 9 candidate predictors (study phase, sponsor,  
197 publication year, registration year, medical field, registry, multicenter trial, enrollment, intervention).  
198 These variables were prespecified before the start of regression analyses (details in Supplementary  
199 Table 1).

200 *Software.* We used the R package cthist (33) to download clinical trial registration histories, Numbat  
201 Systematic Review Manager (37) for data extraction, and R (38) for data processing and statistical  
202 analyses.

203 *Reporting.* We used the STROBE guideline (39) to structure our manuscript.

204

205 **Results**

206

207 We included 1746 clinical trials completed at German University Medical Centres between 2009 and  
208 2017 (Table 2; Figure 2). Median registered sample size of these trials was 100, their median  
209 registration year 2011 and median publication year 2015. The largest fields represented by these  
210 trials were general medicine (29%) and internal medicine (17%). Industry was the lead sponsor for  
211 26% of trials.

212

213 ***Prevalence of outcome discrepancies***

214 *Primary outcome discrepancies within trial registries.*

215 Of 1746 trials, 393 (23%) had an outcome discrepancy reported within the registry (Table 3; Figure 3),  
216 142 trials (8%) had major discrepancies, i.e., a primary outcome was newly added, dropped, or  
217 changed to or from a secondary outcome. Of these major discrepancies, 66 (4%) happened during  
218 the active phase of the trial, i.e., after first patient inclusion and before the trial status was set to  
219 'completed', another 49 (3%) between completion and publication, and 36 (2%) after publication.  
220 Minor discrepancies were seen in 318 (18%) trials.

221 *Primary outcome discrepancies between registry entries and publications.*

222 Out of 292 randomly selected trials among the 1746 trials, 120 (41%; 95% CI [35%, 47%]) had a  
223 discrepancy between the latest registry entry and the publication, of which 54 (18%; 95% CI [14%,  
224 23%]) were major and 75 (26%; 95% CI [21%, 31%]) were minor discrepancies.

225

226 ***Hidden changes of primary outcomes***

227 Among the 292 trials, 161 (55%; 95% CI [49%, 61%]) had an outcome discrepancy at any stage (Figure  
228 4; Figure S1 and S2). There were discrepancies only between the latest registry entry and the  
229 publication in 95 trials (33%; 95% CI [27%, 38%]), with 42 being major (14%) and 61 being minor  
230 (21%); discrepancies only within the registry histories in 41 trials (14%; 95% CI [10%, 19%]) with 13  
231 being major (4%) and 35 being minor (12%); and 25 trials (9%; 95% CI [6%, 12%]), 12 major (4%) and  
232 14 minor (5%), had discrepancies both between the latest registry entry and the publication and also  
233 within the registry.

234

235 ***Reporting of changes in the publications***

236 Only two of the 161 trials with any change to the outcomes reported this change in the publication  
237 (1%, 95% CI [0%, 4%]). One of the trials, which exhibited a major change both within the registry  
238 (between completion and publication) and between the latest registry entry and publication, stated  
239 that some of the primary outcomes were going to be reported in a separate manuscript (40). The  
240 other publication, which had a major change between the latest entry and the publication, stated  
241 that the changed outcome was the 'more sensitive and direct measurement' (41).

242

243 ***Trial characteristics associated with outcome changes (within-registry and registry-publication)***



244 Within-registry outcome changes were more likely in industry-sponsored trials (47% Industry vs 14%  
245 Non-Industry, OR 0.29, 95% CI [0.21, 0.41],  $p < 0.001$ ; Supplementary Table 1), trials registered on  
246 ClinicalTrials.gov (27% ClinicalTrials.gov vs 5% DRKS, OR 0.41, 95%CI [0.23, 0.70],  $p = 0.002$ ), and trials  
247 that were registered earlier (per registration year; OR 0.74, 95% CI [0.69, 0.80],  $p < 0.001$ ). No  
248 statistically significant association with any other trial characteristic was found.

249 For registry-publication outcome discrepancies, we identified no statistically significant association  
250 with any candidate predictor (Supplementary Table 2).

251 We detected no statistically significant association between within-registry outcome discrepancies  
252 and registry-publication outcome discrepancies (Supplementary Table 3).

253 Results were similar in the sensitivity analysis (Supplementary Table 4).

254

255

## Discussion

256

257 Our assessment of all 1746 published clinical trials conducted at German university medical centres  
258 that were completed between 2009 and 2017 shows that changes to primary outcomes are very  
259 common. About one in four trials (23%) has discrepancies within the registry after study start; a  
260 major discrepancy occurs within one in twelve trials (8%). Of the 292 assessed publications, 41% have  
261 discrepancies between latest registry entry and the outcomes presented to readers, and 14% of the  
262 trials had changes 'hidden' within the registry, with no visible discrepancy between the latest entry  
263 and the publication. These 'hidden' discrepancies were major in 4% of trials. An inspection of only  
264 the latest registry entry alongside the publication, without assessment of the entire registration  
265 history, would miss a primary outcome change, which is often major, in one in seven trials.

266 We used a comparatively large sample of German clinical trials registered between 2009 and 2017,  
267 with a validated set of corresponding results publications for registry entries, determined by an  
268 extensive manual screening process (31,32). Our methodology allowed us to detect changes to  
269 registered primary outcomes that might have gone unnoticed by other studies, by retrieving all  
270 historical versions for trials, and detecting changes using a streamlined workflow. This is different  
271 from previous studies, which instead used manual searches (29,30). Many trials in our sample had  
272 changes to the registry after study completion (9%) or after publication of the first results paper (8%).  
273 The changes were almost never reported in the paper. We revealed potential indicators for these  
274 practices, with trials that were registered earlier, trials registered on ClinicalTrials.gov, and industry-  
275 sponsored trials having a higher likelihood of within-registry outcome discrepancies.

276 Assessments of outcome changes that rely on a single version of registry entries might  
277 underestimate the true prevalence of discrepancies. The ICMJE policy states that any changes to the  
278 registration should be explained by authors in the publication (4). Both the observed lack of reporting  
279 on outcome discrepancies in results publications, as well as survey results among manuscript  
280 reviewers (6), indicate that reviewers check the registry entry of a clinical trial only in the minority of  
281 cases. While registries make change histories available and offer tools to compare different  
282 registration versions, and journal editors and reviewers in many cases use these tools to check the  
283 registration histories, the low number of reporting of discrepancies in primary outcomes suggests  
284 that this is not properly enforced. To counteract, journals could implement editorial policies that do  
285 require editors, peer reviewers, or other personnel to assess the historical versions of submitted  
286 clinical trials. Clinical trial registries, on the other hand, could help by implementing solutions to  
287 identify and mark trials with major discrepancies in their outcomes.

288 Still, some trials change their outcomes at two or even three different timepoints over the course of  
289 the trial. Interestingly, we found not only cases in which primary outcomes gained more detail, but  
290 also cases in which primary outcomes were described with less detail than before. Overall, we found  
291 55% of trials to have some form of outcome change over the course of the study. This is somewhat  
292 higher compared to other studies, which exhibit a large range for the frequency, with a median of  
293 31% (Interquartile Range: 17-45 % (7)). This might be due to different methodology, samples,  
294 timepoints, or definition of outcome discrepancies. A common reference used in other assessments  
295 of outcome discrepancies is the study by Chan et al. (35) that used a more narrow definition of  
296 outcome changes (roughly corresponding to our ‘major’ category). We used a relatively liberal  
297 definition of primary outcome changes, defining added or omitted specificity as minor discrepancies.

298 This study has several limitations. First, we rely on the reporting quality of published studies. In 48  
299 out of 292 publications, the primary outcome was not explicitly mentioned in the publication, so we  
300 had to take the outcome used for sample size calculation or the first reported outcome instead. A  
301 sensitivity analysis excluding these 48 studies supported our main analysis. Second, the  
302 categorisation of outcome changes is somewhat subjective, and while the agreement was very high  
303 for the within-registry changes ( $\kappa = 0.81$ ), it was moderate ( $\kappa = 0.46$ ) for the registration-publication  
304 ratings due to the added complexity of identifying the correct outcome as ‘primary’. However, both  
305 conflicting primary outcome definitions and conflicting ratings were resolved in discussions between  
306 the reviewers, and excluding unclear situations in the abovementioned sensitivity analysis did not  
307 change the main findings. Third, although we used high quality underlying data reflecting German  
308 clinical research output, we only assess a single geographic area, partly reflecting EU/German  
309 registration policies. Finally, we only looked at changes between registry entries but did not check

310 how many outcome measures that show no change remain underspecified (e.g., no information on  
311 the type of measurement, timing, or method of aggregation).  
312 Overall, our analysis did not only reveal these research findings but also demonstrated the feasibility  
313 of an efficient workflow (33) that can be used for future projects and overcome previously described  
314 challenges to incorporate historical registration data (42).

315

316

### Conclusion

317

318 Primary outcome discrepancies are very common in clinical research. Such discrepancies are often  
319 hidden in the trial registries and almost never reported in publications. The problem seems to be  
320 ubiquitous, but may be more common in older trials, trials registered in ClinicalTrials.gov, and  
321 industry-sponsored trials. Even though trial registries can be an important tool to detect outcome  
322 discrepancies, review procedures employed by journals seem to rarely make use of them. Our  
323 approach provides a feasible approach to further investigate this issue. Overall, it is not sufficient to  
324 only assess the publication and latest registry entry – a careful assessment of the full research  
325 conduct from conception to publication is needed to ensure trustworthy evidence for clinical  
326 decisions.

## 327 **References**

- 328 1. Zarin DA, Keselman A. Registering a clinical trial in ClinicalTrials.gov. *Chest*. 2007  
329 Mar;131(3):909–12.
- 330 2. Moher D, Hopewell S, Schulz KF, Montori V, Gotzsche PC, Devereaux PJ, et al. CONSORT 2010  
331 Explanation and Elaboration: Updated guidelines for reporting parallel group randomised trials.  
332 *BMJ*. 2010 Mar 23;340(mar23 1):c869–c869.
- 333 3. Simmons JP, Nelson LD, Simonsohn U. False-Positive Psychology: Undisclosed Flexibility in Data  
334 Collection and Analysis Allows Presenting Anything as Significant. *Psychol Sci*. 2011  
335 Nov;22(11):1359–66.
- 336 4. ICMJE. International Committee of Medical Journal Editors Recommendations for the Conduct,  
337 Reporting, Editing, and Publication of Scholarly Work in Medical Journals [Internet]. [cited 2021  
338 Oct 18]. Available from: <http://www.icmje.org/icmje-recommendations.pdf>
- 339 5. WMA. World Medical Association: Declaration of Helsinki - Ethical Principles for Medical  
340 Research involving Human Subjects [Internet]. 2018. Available from:  
341 [https://www.wma.net/policies-post/wma-declaration-of-helsinki-ethical-principles-for-](https://www.wma.net/policies-post/wma-declaration-of-helsinki-ethical-principles-for-medical-research-involving-human-subjects/)  
342 [medical-research-involving-human-subjects/](https://www.wma.net/policies-post/wma-declaration-of-helsinki-ethical-principles-for-medical-research-involving-human-subjects/)
- 343 6. Mathieu S, Chan AW, Ravaud P. Use of Trial Register Information during the Peer Review  
344 Process. Smalheiser NR, editor. *PLoS ONE*. 2013 Apr 10;8(4):e59910.
- 345 7. Jones CW, Keil LG, Holland WC, Caughey MC, Platts-Mills TF. Comparison of registered and  
346 published outcomes in randomized controlled trials: a systematic review. *BMC Med*. 2015  
347 Dec;13(1):282.
- 348 8. Ross JS, Mulvey GK, Hines EM, Nissen SE, Krumholz HM. Trial Publication after Registration in  
349 ClinicalTrials.Gov: A Cross-Sectional Analysis. Sim I, editor. *PLoS Med*. 2009 Sep  
350 8;6(9):e1000144.
- 351 9. Smith SM, Wang AT, Pereira A, Chang DR, McKeown A, Greene K, et al. Discrepancies between  
352 registered and published primary outcome specifications in analgesic trials: ACTION  
353 systematic review and recommendations. *Pain*. 2013 Dec;154(12):2769–74.
- 354 10. Bourgeois FT. Outcome Reporting Among Drug Trials Registered in ClinicalTrials.gov. *Ann Intern  
355 Med*. 2010 Aug 3;153(3):158.
- 356 11. Chahal J, Tomescu SS, Ravi B, Bach BR, Ogilvie-Harris D, Mohamed NN, et al. Publication of  
357 Sports Medicine–Related Randomized Controlled Trials Registered in ClinicalTrials.gov. *Am J  
358 Sports Med*. 2012 Sep;40(9):1970–7.
- 359 12. Gandhi R, Jan M, Smith HN, Mahomed NN, Bhandari M. Comparison of published orthopaedic  
360 trauma trials following registration in Clinicaltrials.gov. *BMC Musculoskelet Disord*. 2011  
361 Dec;12(1):278.
- 362 13. Killeen S, Souralious P, Hunter IA, Hartley JE, Grady HLO. Registration Rates, Adequacy of  
363 Registration, and a Comparison of Registered and Published Primary Outcomes in Randomized  
364 Controlled Trials Published in Surgery Journals. *Ann Surg*. 2014 Jan;259(1):193–6.

- 365 14. Li XQ, Yang GL, Tao KM, Zhang HQ, Zhou QH, Ling CQ. Comparison of registered and published  
366 primary outcomes in randomized controlled trials of gastroenterology and hepatology. *Scand J*  
367 *Gastroenterol*. 2013 Dec;48(12):1474–83.
- 368 15. Rosenthal R, Dwan K. Comparison of Randomized Controlled Trial Registry Entries and Content  
369 of Reports in Surgery Journals. *Ann Surg*. 2013 Jun;257(6):1007–15.
- 370 16. Wildt S, Krag A, Gluud L. Characteristics of randomised trials on diseases in the digestive system  
371 registered in ClinicalTrials.gov: a retrospective analysis. *BMJ Open*. 2011 Oct 27;1(2):e000309–  
372 e000309.
- 373 17. Becker JE, Krumholz HM, Ben-Josef G, Ross JS. Reporting of results in ClinicalTrials.gov and high-  
374 impact journals. *JAMA*. 2014 Mar 12;311(10):1063–5.
- 375 18. Hartung DM, Zarin DA, Guise JM, McDonagh M, Paynter R, Helfand M. Reporting Discrepancies  
376 Between the ClinicalTrials.gov Results Database and Peer-Reviewed Publications. *Ann Intern*  
377 *Med*. 2014 Apr 1;160(7):477.
- 378 19. Ewart R, Lausen H, Millian N. Undisclosed Changes in Outcomes in Randomized Controlled  
379 Trials: An Observational Study. *Ann Fam Med*. 2009 Nov 1;7(6):542–6.
- 380 20. Nankervis H, Baibergenova A, Williams HC, Thomas KS. Prospective Registration and Outcome-  
381 Reporting Bias in Randomized Controlled Trials of Eczema Treatments: A Systematic Review. *J*  
382 *Invest Dermatol*. 2012 Dec;132(12):2727–34.
- 383 21. Jones CW, Misemer BS, Platts-Mills TF, Ahn R, Woodbridge A, Abraham A, et al. Primary  
384 outcome switching among drug trials with and without principal investigator financial ties to  
385 industry: a cross-sectional study. *BMJ Open*. 2018 Feb 8;8(2):e019831.
- 386 22. Jones CW, Platts-Mills TF. Quality of Registration for Clinical Trials Published in Emergency  
387 Medicine Journals. *Ann Emerg Med*. 2012 Oct;60(4):458-464.e1.
- 388 23. Mathieu S, Boutron I, Moher D, Altman DG, Ravaud P. Comparison of Registered and Published  
389 Primary Outcomes in Randomized Controlled Trials. *JAMA*. 2009 Sep 2;302(9):977.
- 390 24. Hannink G, Gooszen HG, Rovers MM. Comparison of Registered and Published Primary  
391 Outcomes in Randomized Clinical Trials of Surgical Interventions. *Ann Surg*. 2013  
392 May;257(5):818–23.
- 393 25. Milette K, Roseman M, Thombs BD. Transparency of outcome reporting and trial registration of  
394 randomized controlled trials in top psychosomatic and behavioral health journals: A systematic  
395 review. *J Psychosom Res*. 2011 Mar;70(3):205–17.
- 396 26. Walker KF, Stevenson G, Thornton JG. Discrepancies between registration and publication of  
397 randomised controlled trials: an observational study. *JRSM Open*. 2014 May  
398 1;5(5):204253331351768.
- 399 27. Pinto RZ, Elkins MR, Moseley AM, Sherrington C, Herbert RD, Maher CG, et al. Many  
400 Randomized Trials of Physical Therapy Interventions Are Not Adequately Registered: A Survey  
401 of 200 Published Trials. *Phys Ther*. 2013 Mar 1;93(3):299–309.

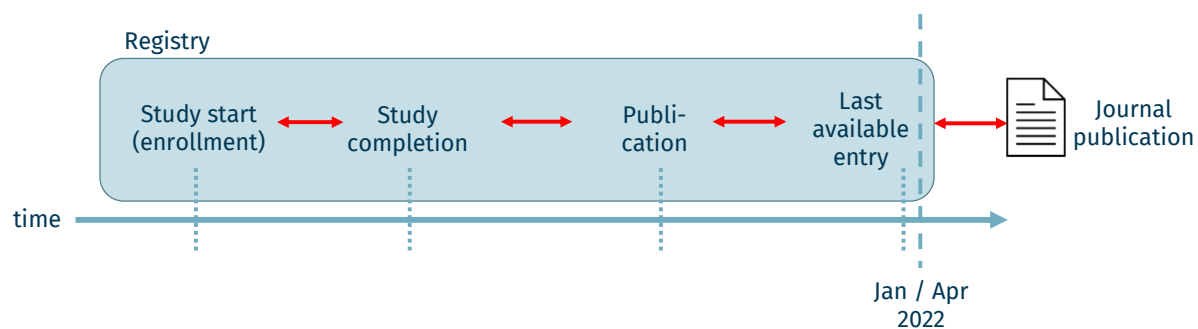
- 402 28. Anand V, Scales DC, Parshuram CS, Kavanagh BP. Registration and design alterations of clinical  
403 trials in critical care: a cross-sectional observational study. *Intensive Care Med*. 2014  
404 May;40(5):700–22.
- 405 29. Huić M, Marušić M, Marušić A. Completeness and Changes in Registered Data and Reporting  
406 Bias of Randomized Controlled Trials in ICMJE Journals after Trial Registration Policy. Siegfried  
407 N, editor. *PLoS ONE*. 2011 Sep 21;6(9):e25258.
- 408 30. Pranić S, Marušić A. Changes to registration elements and results in a cohort of Clinicaltrials.gov  
409 trials were not reflected in published articles. *J Clin Epidemiol*. 2016 Feb;70:26–37.
- 410 31. Riedel N, Wieschowski S, Bruckner T, Holst MR, Kahrass H, Nury E, et al. Results dissemination  
411 from completed clinical trials conducted at German university medical centers remained  
412 delayed and incomplete. The 2014 –2017 cohort. *J Clin Epidemiol*. 2022 Apr;144:1–7.
- 413 32. Wieschowski S, Riedel N, Wollmann K, Kahrass H, Müller-Ohlaun S, Schürmann C, et al. Result  
414 dissemination from clinical trials conducted at German university medical centers was delayed  
415 and incomplete. *J Clin Epidemiol*. 2019 Nov;115:37–45.
- 416 33. Carlisle BG. Analysis of clinical trial registry entry histories using the novel R package cthist.  
417 Naudet F, editor. *PLOS ONE*. 2022 Jul 1;17(7):e0270909.
- 418 34. Scimago Journal & Country Rank [Internet]. 2022 [cited 2022 Oct 31]. Available from:  
419 <https://www.scimagojr.com/journalrank.php>
- 420 35. Chan AW, Hróbjartsson A, Haahr MT, Gøtzsche PC, Altman DG. Empirical Evidence for Selective  
421 Reporting of Outcomes in Randomized Trials: Comparison of Protocols to Published Articles.  
422 *JAMA*. 2004 May 26;291(20):2457.
- 423 36. Zarin DA, Tse T, Williams RJ, Califf RM, Ide NC. The ClinicalTrials.gov Results Database — Update  
424 and Key Issues. *N Engl J Med*. 2011 Mar 3;364(9):852–60.
- 425 37. Carlisle BG. Numbat {S}ystematic {R}eview {M}anager [Internet]. Berlin: The Grey Literature;  
426 2014. Available from: <https://numbat.bgcarlisle.com>
- 427 38. R Core Team. R: A language and environment for statistical computing. [Internet]. Vienna,  
428 Austria: R Foundation for Statistical Computing; 2022. Available from: [https://www.R-](https://www.R-project.org/)  
429 [project.org/](https://www.R-project.org/)
- 430 39. Elm E von, Altman DG, Egger M, Pocock SJ, Gøtzsche PC, Vandenbroucke JP. The Strengthening  
431 the Reporting of Observational Studies in Epidemiology (STROBE) statement: guidelines for  
432 reporting observational studies. *The Lancet*. 2007 Oct 20;370(9596):1453–7.
- 433 40. Alberer M, Burchard G, Jelinek T, Reisinger E, Beran J, Meyer S, et al. Co-administration of a  
434 meningococcal glycoconjugate ACWY vaccine with travel vaccines: A randomized, open-label,  
435 multi-center study. *Travel Med Infect Dis*. 2014 Sep;12(5):485–93.
- 436 41. Wiegand A, Sommer A, Nieratschker V, Plewnia C. Improvement of cognitive control and  
437 stabilization of affect by prefrontal transcranial direct current stimulation (tDCS). *Sci Rep*. 2019  
438 Dec;9(1):6797.

439 42. Al-Durra M, Nolan RP, Seto E, Cafazzo JA. Prospective registration and reporting of trial number  
440 in randomised clinical trials: global cross sectional study of the adoption of ICMJE and  
441 Declaration of Helsinki recommendations. BMJ. 2020 Apr 14;m982.

442

443 **Figures**

444

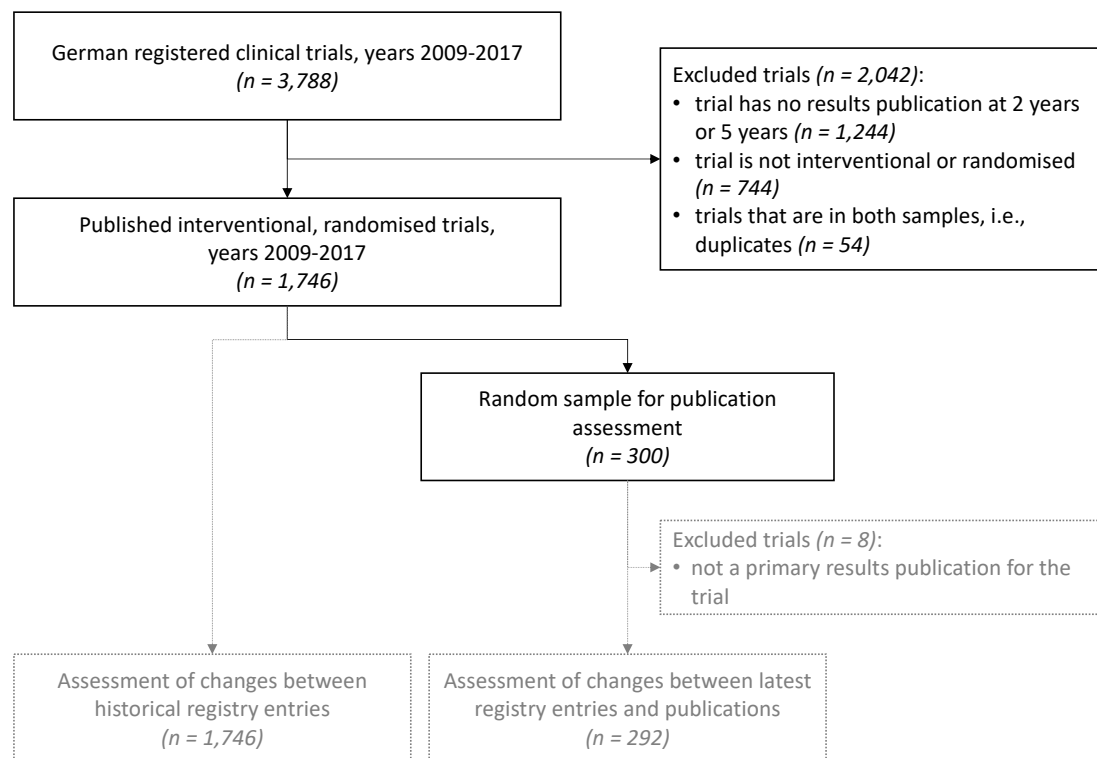


445

446 *Figure 1.* Key trial timepoints analysed for outcome discrepancies in this study.

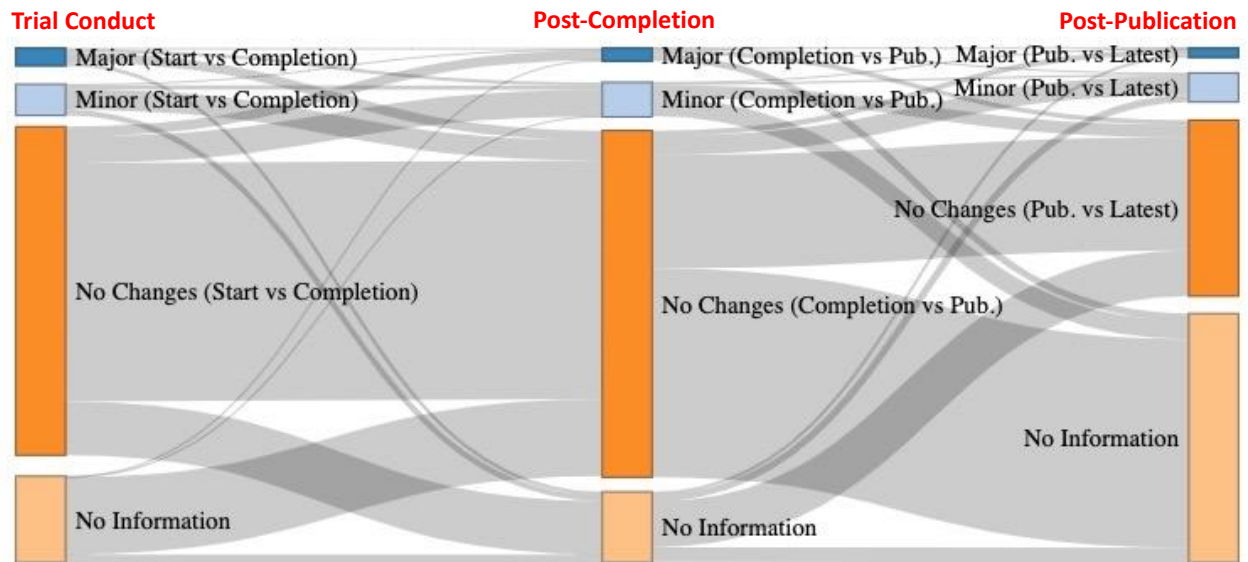
447 Any changes of primary outcomes between study start and last available entry (i.e., within-registry  
448 discrepancies; registry data were downloaded in January 2022 for DRKS and in April 2022 for  
449 ClinicalTrials.gov) were considered and compared to the journal publication (i.e., registry-publication  
450 discrepancies).





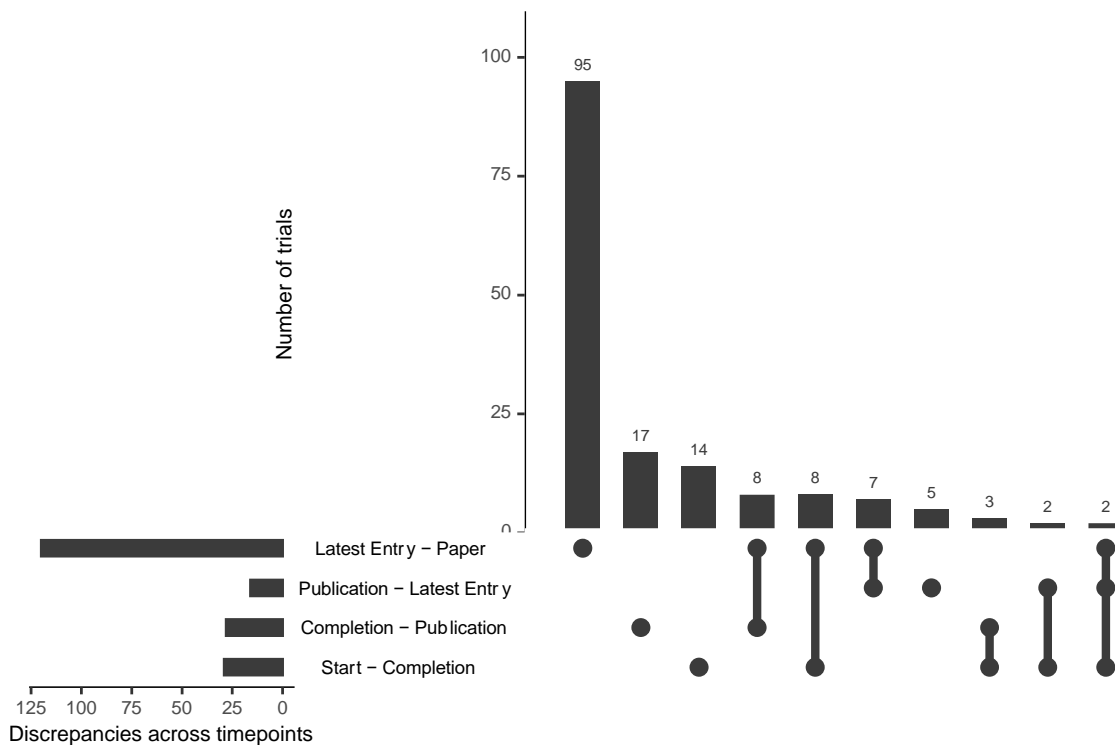
451

452 *Figure 2. Study flowchart.*



453

454 *Figure 3.* Percentage of trials showing primary outcome discrepancies within the registry history per  
455 trial phase. ‘No information’ means that a trial did not have a registry entry at that time or did not  
456 have any updates to the registry entry at that time.



457

458 *Figure 4.* UpSet plot showing the prevalence of any change at the different time point combinations  
 459 in a random sample of 292 trials. The first bar from the left shows the number of trials that only show  
 460 a discrepancy between the latest entry and the publication (95 trials, 32.5%). The number of trials  
 461 showing outcome discrepancies within the registry at different timepoints after trial start (all other  
 462 bars), adds up to 66 trials (22.6%). 41 trials (14.0%) exhibit changes in the registry, but the latest  
 463 entry and outcome description in the publication correspond, i.e., outcome discrepancies would not  
 464 be detected by comparing the publication to the latest available registry entry. 131 trials did not  
 465 have any change in the registry or between registry and publication (44.9%).

466 **Tables**

467

468 *Table 1.* Categorisation of outcome discrepancies. Multiple categories could be present between two  
469 timepoints.

<b>Major discrepancies</b>	
New primary outcome	A new primary outcome was introduced in a registry entry. This also applied when (seemingly) composite outcomes or different timepoints were split into separate primary outcomes.
Primary from secondary	The new primary outcome was listed as a secondary outcome in the earlier registry entry.
Primary outcome omitted	A previously registered primary outcome was completely omitted in the later registry entry.
Primary to secondary	A previously registered primary outcome was reported as a secondary outcome in the later registry entry or publication. This also applied when (seemingly) composite outcomes were split into separate outcomes and some were later listed as secondary outcomes.
<b>Minor discrepancies</b>	
Type of measurement changed, metric or method of aggregation changed, timing of assessment changed	Significant parts changed, e.g., timing from {24h} to {48h}.
Type of measurement specified, metric or method of aggregation specified, timing of assessment specified	Specified for the first time or significant detail added, e.g., from {seizure rate} to {seizure rate as recorded by family members}.
Type of measurement omitted, metric or method of aggregation omitted, timing of assessment omitted	Significant details of the registered primary outcomes were completely omitted or described with less specificity, e.g., from {seizure rate as recorded by family members} to {seizure rate}.
<b>No discrepancies</b>	
No relevant change	We did not consider, for example: <ul style="list-style-type: none"> <li>• Correction of typos,</li> <li>• description of statistical analyses (e.g., intention-to-treat vs per-protocol population, statistical tests used),</li> <li>• description of handling of missing data,</li> <li>• addition of redundant descriptions of known scales (e.g., RECIST criteria, Visual Analogue Scale), or</li> <li>• redundant details pertaining to measurement (e.g., change from baseline).</li> </ul>

470

471 Table 2. Characteristics of included trials.

Characteristic		N (%)
<b>Registration Year (median; IQR)</b>	---	2011 (2009; 2013)
<b>Publication Year (median; IQR)</b>	---	2015 (2013;2017)
<b>Sample size (median; IQR)</b>	---	100 (50; 264)
<b>Medical Field</b>	General Medicine Internal Medicine Neuroscience Pharmacology, Toxicology and Pharmaceutics Oncology Surgery Psychology and Psychiatry Family & Reproductive Medicine Dentistry Nursing Other	506 (29.0%) 288 (16.5%) 100 (5.7%) 98 (5.6%)  95 (5.4%) 76 (4.4%) 75 (4.3%) 31 (1.8%) 23 (1.3%) 18 (1.0%) 395 (22.6%)
<b>Study Phase</b>	None/not applicable Phase: 1 Phase: 2 Phase: 3 Phase: 4	862 (49.4%) 56 (3.2%) 268 (15.3%) 382 (21.9%) 178 (10.2%)
<b>Sponsor</b>	Industry Other	455 (26.1%) 1291 (73.9%)
<b>Registry</b>	ClinicalTrials.gov DRKS	1402 (80.3%) 344 (19.7%)
<b>Multicenter Trial</b>	No Yes	930 (53.3%) 815 (46.7%)
<b>Intervention</b>	Device Drug or Biological Other or not provided	281 (16.1%) 631 (36.1%) 834 (47.8%)
<b>Total</b>		1746 (100%)

472

473 *Table 3.* Primary outcome discrepancies in 1746 trials published between 2009 to 2017. The table  
 474 shows the changes of primary outcomes reported in the registries at different trial timepoints  
 475 compared to previous registry entries and the discrepancies detected in results publications  
 476 compared to the latest registry entry.

	Within-registry discrepancies per trial timepoint (n=1746)				Registry- publication discrepancies (n=292; sample)
	Any	recruitment	post- completion	post- publication	
Discrepancies <b>any</b>	<b>393 (22.51%)</b>	<b>167 (9.56%)</b>	<b>159 (9.11%)</b>	<b>131 (7.50%)</b>	<b>120 (41.10%)</b> <b>[35.40%, 46.98%]</b>
major	142 (8.13%)	66 (3.78%)	49 (2.81%)	36 (2.06%)	54 (18.49%) [14.21%, 23.43%]
minor	318 (18.21%)	117 (6.70%)	130 (7.45%)	110 (6.30%)	75 (25.68%) [20.77%, 31.10%]
- changes	149 (8.53%)	49 (2.81%)	61 (3.49%)	51 (2.92%)	45 (15.41%) [11.47%, 20.07%]
- addition/omission	233 (13.34%)	78 (4.47%)	91 (5.21%)	80 (4.58%)	32 (10.96%) [7.62%, 15.12%]
<b>milestone does not exist</b>	<b>5 (0.29%)</b>	<b>332 (19.01%)</b>	<b>266 (15.23%)</b>	<b>945 (54.12%)</b>	<b>0 (0.00%)</b> <b>[0.00%, 0.00%]</b>
<b>none</b>	<b>1348 (77.21%)</b>	<b>1247 (71.42%)</b>	<b>1321 (75.66%)</b>	<b>670 (38.37%)</b>	<b>172 (58.90%)</b> <b>[53.02%, 64.60%]</b>

477  
478