

1 **Full Title:** Maternal adverse childhood experiences on child growth and development in
2 rural Pakistan: an observational cohort study

3
4 **Short Title:** Maternal adverse childhood experiences on child growth and development
5 in rural Pakistan

6
7 **Authors:** Esther O. Chung^{1,2*}, Elissa Scherer^{1,#a}, Katherine LeMasters^{1,2}, Lisa Bates³,
8 Ashley Hagaman⁴, Brooke S. Staley¹, Lauren Zalla^{1,#b}, Siham Sikander^{5,6}, Joanna
9 Maselko^{1,2}

10
11 **Affiliations:**

12 ¹ Department of Epidemiology, Gillings School of Global Public Health, University of
13 North Carolina at Chapel Hill, Chapel Hill, North Carolina, United States

14
15 ² Carolina Population Center, Chapel Hill, North Carolina, United States

16
17 ³ Department of Epidemiology, Mailman School of Public Health, Columbia University,
18 New York, New York, United States

19
20 ⁴ Department of Social and Behavioral Sciences, School of Medicine, Yale University,
21 New Haven, Connecticut, United States

22
23 ⁵ Global Institute of Human Development, Shifa Tameer-e-Millat University, Islamabad,
24 Pakistan

25
26 ⁶ Department of Primary Care and Mental Health, University of Liverpool, Liverpool,
27 United Kingdom

28
29
30 ^{#a} Harvard T.H. Chan School of Public Health, Harvard University, Cambridge,
31 Massachusetts, United States

32
33 ^{#b} Department of Epidemiology, Bloomberg School of Public Health, Johns Hopkins
34 University, Baltimore, Maryland, United States

35
36
37 * Corresponding author
38 Email: echung@unc.edu (EC)

39 **Abstract**

40 Maternal adverse childhood experiences (ACEs) have been associated with negative
41 impacts on children. However, not all types or levels of adversity are similarly
42 deleterious and research from diverse contexts is needed to better understand why and
43 how intergenerational transmission of adversity occurs. We examined the role of
44 maternal ACEs on child growth and development at 36 months postpartum in rural
45 Pakistan. We used data from 877 mother-child dyads in the Bachpan Cohort, a birth
46 cohort study. Maternal ACEs were captured using an adapted version of the ACE-
47 International Questionnaire. Outcomes included child growth, fine motor and receptive
48 language development, and socioemotional and behavioral development at 36 months
49 of age. To estimate the associations between maternal ACEs and child outcomes, we
50 used multivariable generalized linear models with inverse probability weights to account
51 for sampling and loss to follow-up. Over half of mothers in our sample (58%)
52 experienced at least one ACE. Emotional abuse, physical abuse, and emotional neglect
53 were the most commonly reported. We found null relationships between the number of
54 maternal ACEs and child growth. Maternal ACEs were associated with higher fine motor
55 and receptive language development and worse socioemotional and behavioral
56 outcomes. Maternal ACE domains had similarly varying relationships with child
57 outcomes. Our findings highlight the complexity of intergenerational associations
58 between maternal ACEs and children's growth and development. Further work is
59 necessary to examine these relationships across cultural contexts and identify
60 moderating factors to mitigate potential negative intergenerational effects.

61

62 Introduction

63 Adverse childhood experiences (ACEs) refer to severely stressful exposures or
64 experiences that occur in childhood, such as abuse, neglect, violence between
65 caregivers, and peer or community violence [1]. The effects of ACEs start early in life
66 and continue throughout the lifecourse, beginning with delayed child development and
67 progressing to poor psychological and physical health outcomes in adulthood [2,3].
68 ACEs have been linked to numerous adult health outcomes such as cardiometabolic
69 disease, cancer, mortality [4–6], and several negative psychological outcomes including
70 depression, post-traumatic stress disorder, anxiety, and suicide [7–10]. Severe early life
71 stressors can lead to observable changes in brain structure and function, which has
72 potentially permanent effects on development [11,12], and can alter physiological
73 systems, such as the stress response axes, immune functioning and inflammation [13].

74 While there is considerable evidence of the harmful impact of accumulated ACEs
75 across an individual's life course, intergenerational effects are an understudied area of
76 concern. The intergenerational transmission of maternal childhood adversity may occur
77 through biological embedding during pregnancy as well as through maternal mental
78 health and parenting related pathways [14]. For example, stress-induced epigenetic
79 alterations during a mother's childhood can alter the maternal-placental-fetal endocrine,
80 immune, and inflammatory stress biology. This, in turn, may affect the fetal brain and
81 ultimately, the child's physical, cognitive, and socioemotional developmental
82 trajectories. Maternal ACEs may also impact the quality of the postnatal environment
83 [14] and, indeed, maternal anxiety, depression, and parenting practices are key
84 mediators between maternal ACEs and child socioemotional development [15–18].

85 In relation to parental ACEs and early childhood development, the most studied
86 domain is socioemotional development. Worse socioemotional functioning, evident
87 through greater externalizing and internalizing problems, has been shown to exist for
88 children born to mothers with greater exposure to ACEs in high-income countries
89 [15,19–21]. These socioemotional problems include higher anxiety, aggression,
90 hyperactivity, and negative affect in the first three years of life [9,22,23].

91 Less research has been conducted examining the impact of maternal childhood
92 adversity and the next generation’s physical growth and cognitive development. Of the
93 existing research, maternal ACEs have been linked to low birth weight and shorter
94 gestational age [24], lower overall development at 12 months [25], lower parental-rated
95 physical health at 18 months [26], and decreased problem solving, gross motor, fine
96 motor, and communication skills at 24 months [27]. All of these studies were conducted
97 in the United States (US) or Canada, and few studies have examined the
98 intergenerational effects of maternal ACE exposure in low- and middle- income
99 countries (LMICs). Addressing ACEs in LMICs is critically important for several reasons.
100 Adversity in childhood is more prevalent in LMICs, resources to address ACEs in LMICs
101 are limited, and the majority of the world’s population resides in LMICs [28]. Finally,
102 understanding the intergenerational effects of maternal ACEs across cultural contexts
103 will help to identify vulnerable populations for intervention. To our knowledge, we are
104 only aware of three studies assessing the intergenerational effects of maternal ACEs in
105 LMICs. In one recent study, researchers reported that maternal ACEs were associated
106 with poor fetal attachment during pregnancy across eight LMICs; however, the effects
107 varied across cultural contexts [29]. Researchers reported positive effect estimates of

108 maternal ACEs on fetal attachment in Jamaica, Pakistan, Philippines, and South Africa,
109 no effect in Sri Lanka, and negative effect estimates in Ghana, Romania, and Vietnam.
110 Two other studies found maternal ACEs were associated with worse socioemotional
111 development among older children (aged 2-18 years) in Kenya [17,18]. The
112 heterogeneity of results from these studies underscore the importance of studying the
113 intergenerational effects of maternal childhood adversity across diverse contexts. These
114 studies also did not investigate how maternal ACEs affected early child growth and
115 development. Therefore, the present study examined the role of maternal ACEs in child
116 growth and development at 36 months postpartum in rural Pakistan.

117

118 **Methods**

119 **Study Population and Participants**

120 We used data from the Bachpan Cohort, a birth cohort study based in Kallar
121 Syedan, a rural subdistrict in Rawalpindi, Punjab Province [30,31]. Kallar Syedan has a
122 population of roughly 200,000 people and the average household size is six individuals
123 [32]. Literacy rates for men and women in rural Punjab province are 70% and 53%,
124 respectively. Women in our sample had higher educational attainment compared to the
125 Demographic and Health Survey (DHS) rates in rural areas of the Punjab province (50%
126 in our sample achieved secondary school or higher vs. 20% in the DHS) [33].

127 Pregnant women in their third trimester were invited for depression screening
128 from 2014-2016. Women who screened positive for depression were invited to
129 participate in the trial portion of the study, and a random sample of a third of women
130 who screened negative for depression were asked to participate in the cohort only

131 portion, which created a population-representative sample. Mother-child dyads were
132 enrolled in their third trimester and followed up at 3, 6, 12, 24, and 36 months
133 postpartum. Of the 1,154 women assessed at baseline, 265 were lost to follow-up by 36
134 months and 12 were missing outcome measurements, resulting in 877 mother-child
135 dyads with complete data.

136

137 **Exposure**

138 We measured maternal ACEs using an adapted version of the ACE-International
139 Questionnaire (ACE-IQ) [34], a self-reported retrospective measure that has been
140 validated in other low-resource contexts (S1 Table) [35,36]. The ACE-IQ was adapted
141 from the original ACE measure developed in the US [37] to include items on peer
142 violence, exposure to collective violence and witnessing community violence. Due to
143 potential risks to the participant and expected underreporting, we removed the sexual
144 abuse questions. At 36 months postpartum, mothers retrospectively reported their
145 experiences of 12 adverse exposures in childhood.

146 We operationalized maternal ACEs in multiple ways. We created a summed
147 score ranging from 0-12, a categorical variable with the number of experiences (0, 1, 2,
148 3, 4 or more), and domain-specific indicators for neglect (emotional and physical), family
149 psychological distress (alcohol and/or drug abuser in the household; incarcerated
150 household member; someone depressed, mentally ill, institutionalized or suicidal), home
151 violence (physical abuse; emotional abuse; household member treated violently), and
152 community violence (bullying; community violence; collective violence). For each
153 domain-specific indicator, women received a “Yes” if they experienced any of the ACEs

154 within each domain. Twenty women responded “Do not remember” to some ACE
155 questions and these were recoded as “No”.

156

157 **Outcomes**

158 Our main outcomes were child growth and development (fine motor, receptive
159 language, and socioemotional) at 36 months. We used the World Health Organization’s
160 standards to measure physical growth z-scores using length-for-age (LAZ), weight-for-
161 age (WAZ), and weight-for-length (WLZ) [38]. We measured fine motor and receptive
162 language development using the Bayley Scales of Infant and Toddler Development [39].
163 Scaled scores were calculated using a reference population in the US by the child’s age
164 group; scores range from 1-19 with a mean of 10 and standard deviation of three.
165 Socioemotional development was captured using the Ages and Stages Questionnaire:
166 Socioemotional (ASQ:SE) [40]. The ASQ:SE is a 30-item parent-reported measure,
167 ranging from 0-270, with higher scores indicating worse child socioemotional
168 development. Behavioral outcomes were assessed using the parent-reported Strengths
169 and Difficulties Questionnaire (SDQ) [41]. The SDQ covers 25 questions in five
170 domains: hyperactivity, emotional, conduct, and peer problems, and pro-social
171 behaviors. A total score is calculated by summing the first four domains and ranges
172 from 0-40, with higher scores indicating worse behavioral outcomes.

173

174 **Confounders**

175 We included the following baseline confounders informed by a directed acyclic
176 graph (DAG) [42,43] to estimate the total effect of maternal ACEs on early child growth

177 and development: maternal age, education, and family history of mental illness. We
178 aimed to estimate the total effect of maternal ACEs on child outcomes; therefore, we did
179 not control for potential variables, such as maternal depression or child health, which we
180 identified as mediators using the DAG. We used maternal education as a proxy for
181 maternal childhood socioeconomic status and operationalized it as a categorical
182 variable (none, primary or middle school, secondary education or higher). We asked
183 mothers to report if anyone in her immediate natal family had an existing mental illness
184 and used it as a proxy for the mother's family history of mental illness.

185

186 **Statistical Analysis**

187 We constructed multivariable generalized linear models to assess the
188 relationship between maternal ACEs and child growth and development. In addition to
189 confounders, we also included child gender, trial arm, and assessor in all models to
190 improve precision [44]. We used cluster robust standard errors to account for clustering
191 by village, and cluster-specific sampling weights to account for unequal sampling
192 probabilities by baseline depression. In a given cluster, all non-depressed women were
193 weighted by the inverse of their sampling fraction (i.e., the proportion that were
194 screened for depression at recruitment and subsequently enrolled), and depressed
195 women were each given a weight of 1. Therefore, non-depressed women were
196 upweighted to account for their lower probability of selection into the study.

197 To account for informative censoring between baseline and 36 months
198 postpartum, we used stabilized inverse probability of censoring weights (IPCW) [45].
199 IPCW are estimated as the inverse of the probability that a woman was not censored at

200 36 months, based on observed characteristics. Women who were not loss to follow-up
201 were upweighted to represent those who were lost to follow-up. In the IPCW model, we
202 included baseline confounders (maternal age, education, and family history of mental
203 illness) and baseline characteristics associated with censoring using a p-value <0.10
204 (maternal depression, child's grandmother co-residence, number of people per room,
205 and nuclear vs. joint family), with household asset scores included to increase precision
206 [46]. IPCW were stabilized by using the marginal probability of being observed in the
207 numerator. Sampling weights and IPCW were multiplied to create a final weight used in
208 all models [47]. The final weight was also used to estimate means and frequencies in
209 descriptive tables; numbers were unweighted. Analyses were conducted in Stata 14 and
210 R.

211

212 **Ethics approval**

213 The Bachpan Cohort study received ethical approval from the institutional review
214 boards at the Human Development Research Foundation (IRB/1017/2021), Duke
215 University, and the University of North Carolina at Chapel Hill (#20-1433). Written
216 informed consent, or witnessed informed consent if the participant was illiterate, was
217 obtained before study participation.

218

219 **Results**

220 **Descriptive statistics**

221 There were 877 women and children in our analytic sample (Table 1). After
222 applying weights, on average, women were 27 years old and half had completed
223 secondary school education or higher at baseline. Roughly 28% of mothers were
224 diagnosed with depression at baseline and 9% reported having a family history of
225 mental illness. The majority of households were joint or extended families and 68% of
226 children were co-residing with a grandmother. Almost half of the children were female
227 and mean LAZ and WAZ were -0.99 (SD=1.10) and -0.96 (SD=0.99), respectively.
228 Mean fine motor and receptive language scaled scores were slightly higher than the
229 average of 10 (10.43 [2.79]; 11.45 [4.03], respectively). Mean ASQ-SE and SDQ scores
230 were 38.83 (SD=17.03) and 14.02 (SD=6.30), respectively.
231

Table 1. Sample characteristics, Bachpan Cohort, Pakistan, n=877

	Mean or N	SD or %	Range
Maternal characteristics (baseline)	26.60	4.29	18 - 45
Maternal age			
Maternal education			
None	124	13.60	
Primary or middle school	338	36.27	
Secondary school or higher	413	50.14	
Natal family history of mental illness	95	8.93	
Depression diagnosis (SCID)	314	27.56	
Household characteristics (baseline)			
People per room	2.37	1.87	0 - 23
Nuclear family (vs. joint or extended)	111	13.16	
Grandmother coresidence	609	68.29	
Trial arm: Intervention (vs. control)	426	51.68	
Household assets			
Lowest	165	17.58	
Lower middle	176	18.37	
Middle	184	19.68	
Upper middle	173	21.99	
Highest	177	22.38	
Child characteristics (36 months)			
Gender: Female	432	48.37	
Length-for-age z-score	-0.99	1.10	-4.59 - 2.87
Weight-for-age z-score	-0.96	0.99	-4.64 - 4.23
Weight-for-height z-score	-0.61	1.12	-5.08 - 5.65
BSITD receptive language scaled score	10.43	2.79	5 - 19
BSITD fine motor scaled score	11.45	4.03	2 - 19
ASQ-SE total score	38.83	17.03	10 - 170
SDQ total difficulties score	14.02	6.30	3 - 34

* Sampling probability and inverse probability weights were used to calculate means, SDs, and percentages.

Abbreviations: Bayley Scales of Infant and Toddler Development (BSITD); Ages and Stages Questionnaire-Socioemotional (ASQ-SE); Strengths and Difficulties Questionnaire (SDQ)

233 After applying weights, over 58% of women (n=512) experienced at least one
234 ACE (Table 2). Among the 12 ACE questions, emotional abuse (n=290, 32%), physical
235 abuse (n=206, 23%), emotional neglect (n=131, 15%), and witnessing a household
236 member being treated violently (n=128, 15%) were the most common. With respect to
237 ACE domains, more than one in three women were exposed to violence in their
238 childhood home (n=344, 39%) and one in five experienced emotional or physical
239 neglect during their childhood (n=170, 19%). Roughly 16% (n=141) experienced family
240 psychological distress. Community violence was far less common (n=63, 6.9%).
241

Table 2. Maternal Adverse Childhood Experiences (n=877)*

	N	%
Number of ACEs		
None	363	41.49
1	235	26.86
2	137	15.66
3	81	9.26
4 or more	59	6.74
Neglect		
Physical neglect	49	5.60
Emotional neglect	131	14.97
Family psychological distress		
One or no parents, parental separation or divorce	96	10.97
Alcohol/drug abuser in the household	23	2.63
Someone chronically depressed, mentally ill	21	2.40
Incarcerated household member	16	1.83
Home violence		
Household member treated violently	128	14.63
Physical abuse	206	23.54
Emotional abuse	290	33.14
Community violence		
Bullying	12	1.37
Community violence	59	6.74
Collective violence	4	0.46
ACE domains**		
Neglect	170	19.43
Family psychological distress	141	16.11
Home violence	344	39.31
Community violence	63	7.20
	Mean	SD
Total number of ACEs (range: 0-10)	2.37	1.38

* Sampling probability weights and inverse probability weights were used.

** Domains were binary categories describing experience of any individual ACEs.

242

243

244

245 We highlight the effects of maternal ACEs on child growth and development
246 below. Full estimates and precision are presented in S2 and S3 Tables.

247

248 **Growth outcomes**

249 Maternal ACEs and child growth were not strongly associated (Fig 1, S2 Table);
250 our estimates were noisy, however, we found some patterns. There were small,
251 negative relationships between maternal ACEs and child LAZ (Fig 1A). We found a
252 negative trend with child LAZ as maternal ACEs increased with four or more maternal
253 ACEs were associated with a 0.13 SD decrease in child LAZ (95% CI: -0.42, 0.15).
254 Except for the neglect domain, family distress, home violence, and community violence
255 had negative associations with child LAZ (Fig 1A). We found largely null relationships
256 between maternal ACEs and child WAZ (Fig 1B); however, neglect was positively
257 associated with WAZ (0.25, 95% CI: -0.04, 0.53). Maternal ACEs and WLZ were slightly
258 positively associated (Fig 1C). Any maternal ACE compared to none was associated
259 with a 0.15 SD increase in WLZ (95% CI: -0.02, 0.32). There was no clear stepwise
260 trend between incremental ACEs and WLZ; however, four or more maternal ACEs were
261 associated with a 0.23 SD higher WLZ (95% CI: -0.06, 0.52). Maternal childhood
262 experience of neglect and community violence were also associated with a 0.23
263 increase in child WLZ (95% CI: 0.01, 0.45; -0.05, 0.52, respectively).

264

265 **Fig 1. Maternal ACEs and child growth, Bachpan Cohort, Pakistan (n=877).** We
266 used weighted generalized linear models with cluster robust standard errors. Sampling

267 and inverse probability censoring weights were combined. All models controlled for
268 baseline maternal age, maternal education, trial arm, assessor, and child gender.

269

270 **Fine motor and receptive language outcomes**

271 We found positive associations between maternal ACEs and children's fine motor
272 and receptive language scores (Fig 2, S3 Table). Any maternal experience of ACEs was
273 associated with both higher fine motor and receptive language scores compared to no
274 maternal ACE. There was not a clear stepwise trend in incremental maternal ACE
275 exposure and fine motor scores (Fig 2A). In contrast, we saw a small stepwise trend
276 where, compared to no maternal ACEs, experience of two, three, and four or more
277 ACEs was associated with incremental increases in children's receptive language
278 scores (Fig 2B). Maternal experiences of neglect and family distress during her
279 childhood were associated with higher child fine motor and receptive language scores
280 (Fig 2). Home violence was not associated with fine motor or receptive language
281 scores. Community violence was associated with decreased fine motor scores and
282 increased receptive language scores; however, these estimates were imprecise with
283 large confidence limit differences (Fig 2).

284

285 **Fig 2. Maternal ACEs and child fine motor and receptive language, Bachpan**
286 **Cohort, Pakistan (n=877).** We used weighted generalized linear models with cluster
287 robust standard errors. Sampling and inverse probability censoring weights were
288 combined. All models controlled for baseline maternal age, maternal education, trial
289 arm, assessor, and child gender.

290

291 **Socioemotional outcomes**

292 Maternal ACEs were associated with worse child socioemotional and behavioral
293 development; higher ASQ:SE and SDQ scores suggest greater socioemotional
294 problems (Fig 3, S3 Table). Compared to children of mothers who experienced no ACE,
295 children whose mothers experienced any ACE scored 3.30 points higher on the
296 ASQ:SE (95% CI: 0.98, 5.62). We found a similar effect on SDQ; however, the mean
297 difference was substantially smaller (Fig 2B, MD=0.59, 95% CI: -0.27, 1.44). There was
298 an increasing trend between incremental maternal ACE exposure on ASQ:SE, but not
299 for SDQ (Fig 3A and 3B). Maternal experience of all four domains (neglect, family
300 distress, home violence, and community violence) were associated with higher ASQ:SE
301 scores; however, our confidence intervals were wide with confidence limit differences
302 ranging from 3.95 to 7.43 (Fig 3A). For SDQ, maternal childhood experience of home
303 violence was associated with higher scores, while maternal childhood experience of
304 neglect and family distress had small negative associations with child SDQ.

305

306 **Fig 3. Maternal ACEs and child socioemotional and behavioral outcomes,**

307 **Bachpan Cohort, Pakistan (n=877).** We used weighted generalized linear models with
308 cluster robust standard errors. Sampling and inverse probability censoring weights were
309 combined. All models controlled for baseline maternal age, maternal education, trial
310 arm, assessor, and child gender.

311

312 **Discussion**

313 The goal of our analysis was to estimate the effects of maternal ACEs on her
314 child's development at 36 months of age. Over half of the mothers in our sample in rural
315 Pakistan experienced at least one ACE. Maternal ACEs were not associated with child
316 growth. We found an unexpected relationship between maternal ACEs and child fine
317 motor and receptive language development, where maternal childhood experience of
318 adversity was associated with more positive child development. Maternal ACEs were
319 associated with worse child socioemotional and behavioral outcomes.

320 Mothers most commonly reported experiences of emotional abuse, physical
321 abuse, emotional neglect, or seeing a household member treated violently during their
322 childhood. The prevalence of any maternal ACEs in our sample (58%) was lower than in
323 other LMICs using the same measure (ACE-IQ, roughly 80% in Saudi Arabia, Vietnam,
324 Tunisia, and Lebanon) [48]. Other studies in Pakistan have also reported lower levels of
325 ACEs. For example, one study of Pakistani university students found the mean number
326 of ACEs among women was 0.40 (SD=0.92) [49], compared with our mean of 2.37
327 (SD=1.38). The authors of that study emphasized that in a collectivist and conservative
328 context like Pakistan, the role of the family is critical even throughout adulthood, making
329 it especially difficult to disclose sensitive topics, such as child maltreatment and family
330 distress. Another study of pregnant women in Pakistan also reported a similar mean
331 number of maternal ACEs in Pakistan (3.07, SD=2.37) as our study (2.37, SD=1.38)
332 [29]. This study also found a wide range of mean ACEs across eight LMICs (from 2.54
333 in Vietnam to 6.42 in South Africa) [29], thus underscoring the importance of examining
334 diverse cultural and contextual factors when assessing ACEs. Specific to measurement,
335 another reason for the lower prevalence of ACEs in our study may be due to our

336 exclusion of the sexual abuse questions, which was done given potential risks to
337 participants and expected underreporting of disclosure. Overall, cross-country variation
338 in mean number of reported ACEs may therefore be due to both differential reporting
339 and true variation in ACE exposures.

340 In our study, maternal ACEs were not associated with child growth outcomes at
341 36 months. If a key mechanism through which maternal ACEs influence growth is
342 through the intrauterine environment in pregnancy, it is possible that any such effects
343 would be observed closer to birth. The potential negative effects of maternal ACEs on
344 children's physical development could have also been remedied between birth and 36
345 months through moderating factors such as improved nutrition. During the first three
346 years of life, other external factors might have stronger influences on child growth. In
347 low-resource contexts, other forms of early life adversity not captured by ACEs, such as
348 extreme poverty, may have a greater effect on children's physical development than
349 maternal ACEs.

350 Notably, maternal ACEs were associated with better children's fine motor and
351 receptive language scores. There is limited literature examining the intergenerational
352 transmission of maternal ACEs on children's overall developmental outcomes. Existing
353 research from high-income countries are mixed. In two studies from the US and
354 Canada, maternal ACEs were associated with worse overall development and greater
355 risk of developmental delay [25,27], while another US study found no relationship
356 between maternal ACEs and child development [50]. We found no prior study
357 investigating maternal ACEs and overall child development in LMICs. While more
358 research is needed to replicate these findings, the idea of post-traumatic growth may, in

359 theory, explain a positive relationship between maternal ACEs and better child
360 development. Post-traumatic growth is defined as a positive psychological change
361 following traumatic events [51–53]. Prior work has found that individuals who
362 experience past adversity have increased empathy and altruism for others [54–56]. In
363 support of this hypothesis, Brown et al (2021) found a positive effect of maternal ACEs
364 on fetal attachment among Pakistani mothers, although they did not examine child
365 development. Importantly, the exact mechanisms through which this would be linked to
366 improved developmental outcomes remains unknown. Assessing the ways in which
367 post-traumatic growth among mothers who experienced ACEs affects health and social
368 behaviors across the lifecourse would be invaluable.

369 In contrast to the findings with overall development, maternal ACEs in our
370 sample were associated with worse child socioemotional development and behavioral
371 outcomes. This finding is more consistent with the existing literature. In a systematic
372 review, authors found maternal ACEs were associated with child externalizing behavior
373 problems and the majority of included studies found relationships with child internalizing
374 problems [57]. Similar results have been found in Kenya among older aged children (2-
375 18 years) [17,18]. These links can potentially be explained through both biological and
376 psychological pathways. Potential biological mechanisms suggest maternal experience
377 of childhood adversity may influence maternal HPA-axis functioning during pregnancy,
378 leading to changes in the gestational environment and the development of fetal stress
379 response systems [58,59]. The hormonal changes during pregnancy may themselves,
380 in turn, influence the woman's mental health and health behaviors [60,61], which can
381 then affect infant stress regulation and behavioral difficulties [62]. Psychosocial

382 mechanisms posit that maternal ACEs can lead to poor attachment and development of
383 healthy relationships between mothers and children [57]. Mothers who experience
384 childhood trauma may be predisposed to mental health conditions such as anxiety or
385 depression, and poor maternal mental health has been linked to increased parenting
386 stress, impaired mother-child interactions, and harsher maternal parenting practices
387 [63]. Furthermore, in the context of LMICs, economic and parenting resources may be
388 scarce and this may exacerbate stress in the home environment. This, in turn, may lead
389 to suboptimal caregiving (lack of warmth and responsiveness) and ultimately, worse
390 child socioemotional development and behavior outcomes.

391 Finally, maternal ACE domains (Neglect, Family distress, Home violence, and
392 Community violence) had varying relationships with child development. Maternal
393 childhood exposure to neglect was associated with better child growth, fine motor, and
394 receptive language development, but worse child socioemotional development.
395 Maternal childhood experience of family distress, home violence, and community
396 violence had varied relationships with child outcomes. It is important to note that
397 deprivation (absence of cognitive and social inputs) and threat (presence of threatening
398 experiences) likely have distinct influences on neural development [64], and research
399 has shown differential impacts on cognitive and emotional outcomes in children as well
400 as pregnant women [65–67]. As previously mentioned, post-traumatic growth and
401 compensatory parenting practices may help to explain the positive relationships of past
402 maternal neglect on her own child's outcomes [51,52,68]. Positive experiences, such as
403 supportive relationships and prosocial activities, can help to mitigate the impact of ACEs
404 by serving as a promotive resilience factor [68]. Prior research demonstrates that adults

405 who had positive childhood experiences are more likely to have resilient functioning and
406 more compensatory behaviors (e.g. less harsh parenting attitudes, greater affection)
407 even if they experienced ACEs [69–73]. Mothers who experienced neglect in their
408 childhood and had positive experiences concurrently or later in childhood may develop
409 resiliency and in turn provide more resources and improved parenting for their children.
410 Future research in LMICs should focus on identifying differential impacts of ACE
411 domains on the next generation and examine whether and how positive experiences
412 can mitigate the intergenerational transmission.

413 Although such explorations are beyond the scope of the current paper, important
414 factors, such as maternal depression and parenting practices, may mediate the
415 relationship between maternal ACEs and child outcomes. Previous work from our group
416 demonstrated that ACEs were associated with greater depressive symptoms and major
417 depressive episodes [74]. Studies in Kenya found that maternal mental health mediated
418 the relationship between maternal ACEs and child mental health problems [17,18]. A
419 study among pregnant mothers across eight LMICs found prenatal depression fully
420 mediated the effect of maternal ACEs on fetal attachment using the full sample [29].
421 However, at the country-level, direct effects varied; in Vietnam, maternal ACEs directly
422 and negatively affected fetal attachment and maternal prenatal depression did not
423 mediate the relationship [29]. Other caregivers, such as fathers and grandmothers, are
424 also important to consider. Their contributions may buffer any negative effects of
425 maternal ACEs on children by improving maternal social support.

426

427 **Strengths and limitations**

428 Our study had several strengths. We used standard, validated measures of child
429 outcomes that have been previously used in our study context. Moreover, we estimated
430 the total effect of maternal ACEs on the next generation's development as opposed to
431 controlling for potential mediators, such as adult socioeconomic status or depression
432 status, which may lead to biased estimates. Our study also had limitations that require
433 discussion. First, although we used the ACE-IQ to capture maternal ACEs, it is a
434 retrospective measure, which is vulnerable to recall bias. In the context of this study, it
435 may be that depressed women are more likely to report ACEs in order to understand
436 their depressive symptoms, resulting in potential differential misclassification. Moreover,
437 the ACE-IQ may not fully measure adversities during childhood in this context. Second,
438 while we controlled for maternal childhood SES and maternal family history of mental
439 illness, we used proxies (maternal education and natal family mental illness history,
440 respectively), and residual confounding is possible. Third, 265 women and children
441 were lost to follow-up at 36 months postpartum; however, we used stabilized IPCW to
442 account for informative censoring. When we excluded these weights, the estimates and
443 precision did not substantially change, indicating that our results were not sensitive to
444 weighting (S4 Table). Finally, there may be unmeasured confounders that affect this
445 relationship, such as how mothers were raised (i.e., the caregiving practices of the
446 mother's parents).

447

448 **Conclusion**

449 Our findings suggest the intergenerational transmission of childhood adversity is
450 complex and may differentially influence physical, cognitive, and socioemotional

451 domains of child development. To improve child health and development, it is necessary
452 to understand maternal life histories, including her childhood experiences, rather than
453 only capturing her experiences during pregnancy and postpartum. Future work should
454 examine the intergenerational relationship of childhood adversity across cultural
455 contexts in order to understand specific risk and protective factors and develop tailored
456 interventions. Identifying moderating factors, such as promoting maternal responsive
457 caregiving and improving maternal social support via other caregivers, can help inform
458 strategies to disrupt the intergenerational cycle of adversity that is responsive to
459 traumatic histories.

460 **Acknowledgements**

461 The authors are deeply grateful to the women, children, and communities of the
462 Bachpan cohort. We would also like to thank the team at the Human Development
463 Research Foundation (HDRF) including Rakshanda Liaqat, Tayyiba Abbasi, Maria
464 Sharif, Samina Bilal, Quratul-Ain, Anum Nisar, Amina Bibi, Shaffaq Zufi- qar, Sonia
465 Khan, Ahmed Zaidi, Ikhtlaq Ahmad, and Najia Atif for their meaningful contributions to
466 the study's design and implementation. We also thank the larger Bachpan and SHARE
467 CHILD study teams. We are grateful for Paul Zivich's advice and guidance for
468 implementing inverse probability weights.

469 **References**

- 470 1. Centers for Disease Control and Prevention. Preventing Adverse Childhood
471 Experiences. Atlanta, GA: National Center for Injury Prevention and Control,
472 Centers for Disease Control and Prevention; 2019.
- 473 2. Cprek SE, Williamson LH, McDaniel H, Brase R, Williams CM. Adverse Childhood
474 Experiences (ACEs) and Risk of Childhood Delays in Children Ages 1–5. *Child*
475 *Adolesc Soc Work J.* 2020;37(1):15–24.
- 476 3. Shonkoff JP, Garner AS, Committee on Psychosocial Aspects of C, Family H,
477 Committee on Early Childhood A, Dependent C, et al. The lifelong effects of early
478 childhood adversity and toxic stress. *Pediatrics.* 2012 Jan;129(1):e232-46.
- 479 4. Brown DW, Anda RF, Tiemeier H, Felitti VJ, Edwards VJ, Croft JB, et al. Adverse
480 childhood experiences and the risk of premature mortality. *Am J Prev Med.* 2009
481 Nov;37(5):389–96.
- 482 5. Brown MJ, Thacker LR, Cohen SA. Association between adverse childhood
483 experiences and diagnosis of cancer. *PloS One.* 2013;8(6):e65524.
- 484 6. Jakubowski KP, Cundiff JM, Matthews KA. Cumulative childhood adversity and adult
485 cardiometabolic disease: A meta-analysis. *Health Psychol Off J Div Health Psychol*
486 *Am Psychol Assoc.* 2018 Aug;37(8):701–15.
- 487 7. Atzl VM, Narayan AJ, Rivera LM, Lieberman AF. Adverse childhood experiences
488 and prenatal mental health: Type of ACEs and age of maltreatment onset. *J Fam*

- 489 Psychol JFP J Div Fam Psychol Am Psychol Assoc Div 43. 2019 Apr;33(3):304–
490 14.
- 491 8. Chapman DP, Whitfield CL, Felitti VJ, Dube SR, Edwards VJ, Anda RF. Adverse
492 childhood experiences and the risk of depressive disorders in adulthood. *J Affect*
493 *Disord.* 2004 Oct 15;82(2):217–25.
- 494 9. Letourneau N, Dewey D, Kaplan BJ, Ntanda H, Novick J, Thomas JC, et al.
495 Intergenerational transmission of adverse childhood experiences via maternal
496 depression and anxiety and moderation by child sex. *J Dev Orig Health Dis.* 2019
497 Feb;10(1):88–99.
- 498 10. Pournaghash-Tehrani SS, Zamanian H, Amini-Tehrani M. The Impact of Relational
499 Adverse Childhood Experiences on Suicide Outcomes During Early and Young
500 Adulthood. *J Interpers Violence.* 2019 May 29;886260519852160.
- 501 11. Juster RP, McEwen BS, Lupien SJ. Allostatic load biomarkers of chronic stress and
502 impact on health and cognition. *Neurosci Biobehav Rev.* 2010;35(1):2–16.
- 503 12. McEwen BS, Gianaros PJ. Central role of the brain in stress and adaptation: links
504 to socioeconomic status, health, and disease. *Ann N Acad Sci.* 2010;1186:190.
- 505 13. Berens AE, Jensen SKG, Nelson CA. Biological embedding of childhood adversity:
506 from physiological mechanisms to clinical implications. *BMC Med.* 2017 Jul
507 20;15(1):135.

- 508 14. Buss C, Entringer S, Moog NK, Toepfer P, Fair DA, Simhan HN, et al.
509 Intergenerational Transmission of Maternal Childhood Maltreatment Exposure:
510 Implications for Fetal Brain Development. *J Am Acad Child Adolesc Psychiatry*.
511 2017 May;56(5):373–82.
- 512 15. Cooke JE, Racine N, Plamondon A, Tough S, Madigan S. Maternal adverse
513 childhood experiences, attachment style, and mental health: Pathways of
514 transmission to child behavior problems. *Child Abuse Negl*. 2019 Jul;93:27–37.
- 515 16. Shih EW, Ahmad SI, Bush NR, Roubinov D, Tylavsky F, Graff C, et al. A path
516 model examination: maternal anxiety and parenting mediate the association
517 between maternal adverse childhood experiences and children’s internalizing
518 behaviors. *Psychol Med*. 2021 May 18;1–11.
- 519 17. Kumar M, Amugune B, Madeghe B, Wambua GN, Osok J, Polkonikova-Wamoto A,
520 et al. Mechanisms associated with maternal adverse childhood experiences on
521 offspring’s mental health in Nairobi informal settlements: a mediational model
522 testing approach. *BMC Psychiatry*. 2018 Dec;18(1):1–10.
- 523 18. Rieder AD, Roth SL, Musyimi C, Ndetei D, Sassi RB, Mutiso V, et al. Impact of
524 maternal adverse childhood experiences on child socioemotional function in rural
525 Kenya: Mediating role of maternal mental health. *Dev Sci*. 2019 Sep;22(5):e12833.
- 526 19. McDonnell CG, Valentino K. Intergenerational Effects of Childhood Trauma:
527 Evaluating Pathways Among Maternal ACEs, Perinatal Depressive Symptoms, and
528 Infant Outcomes. *Child Maltreat*. 2016 Nov;21(4):317–26.

- 529 20. Hetherington E, McDonal S, Tough S. Maternal Adverse Childhood Experiences
530 (ACEs) and child development at 5 years. *Paediatr Child Health*.
531 2019;24(Supplement_2):e36–e36.
- 532 21. Schickedanz A, Halfon N, Sastry N, Chung PJ. Parents' adverse childhood
533 experiences and their children's behavioral health problems. *Pediatrics*.
534 2018;142(2):e20180023.
- 535 22. McDonald SW, Madigan S, Racine N, Benzies K, Tomfohr L, Tough S. Maternal
536 adverse childhood experiences, mental health, and child behaviour at age 3: The
537 all our families community cohort study. *Prev Med*. 2019 Jan;118:286–94.
- 538 23. Treat AE, Sheffield-Morris A, Williamson AC, Hays-Grudo J. Adverse childhood
539 experiences and young children's social and emotional development: the role of
540 maternal depression, self-efficacy, and social support. *Early Child Dev Care*
541 [Internet]. 2019 Jan 1 [cited 2020 Dec 16]; Available from:
542 [https://scholars.okstate.edu/en/publications/adverse-childhood-experiences-and-](https://scholars.okstate.edu/en/publications/adverse-childhood-experiences-and-young-childrens-social-and-emot)
543 [young-childrens-social-and-emot](https://scholars.okstate.edu/en/publications/adverse-childhood-experiences-and-young-childrens-social-and-emot)
- 544 24. Smith MV, Gotman N, Yonkers KA. Early Childhood Adversity and Pregnancy
545 Outcomes. *Matern Child Health J*. 2016 Apr;20(4):790–8.
- 546 25. Racine N, Plamondon A, Madigan S, McDonald S, Tough S. Maternal Adverse
547 Childhood Experiences and Infant Development. *Pediatrics*.
548 2018;141(4):e20172495.

- 549 26. Madigan S, Wade M, Plamondon A, Maguire JL, Jenkins JM. Maternal Adverse
550 Childhood Experience and Infant Health: Biomedical and Psychosocial Risks as
551 Intermediary Mechanisms. *J Pediatr.* 2017 Aug;187:282-289.e1.
- 552 27. Folger AT, Eismann EA, Stephenson NB, Shapiro RA, Macaluso M, Brownrigg ME,
553 et al. Parental Adverse Childhood Experiences and Offspring Development at 2
554 Years of Age. *Pediatrics.* 2018;141(4):e20172826.
- 555 28. Mikton C, Butchart A. Current state of the global public health response to child
556 maltreatment and intimate partner violence. In 2013.
- 557 29. Brown RH, Eisner M, Walker S, Tomlinson M, Fearon P, Dunne MP, et al. The
558 impact of maternal adverse childhood experiences and prenatal depressive
559 symptoms on foetal attachment: Preliminary evidence from expectant mothers
560 across eight middle-income countries. *J Affect Disord.* 2021 Dec 1;295:612–9.
- 561 30. Turner EL, Sikander S, Bangash O, Zaidi A, Bates L, Gallis J, et al. The
562 effectiveness of the peer-delivered Thinking Healthy PLUS (THPP+) Program for
563 maternal depression and child socioemotional development in Pakistan: study
564 protocol for a randomized controlled trial. *Trials.* 2016 Sep 8;17(1):442.
- 565 31. Maselko J, Sikander S, Turner E, Bates L, Ahmad I, Atif N, et al. Effectiveness of a
566 peer-delivered, psychosocial intervention on maternal depression and child
567 development at 3 years postnatal: a cluster randomised trial in Pakistan. *Lancet*
568 *Psychiatry.* 2020 Sep 1;7:775–87.
- 569 32. Government of Pakistan. Pakistan Bureau of Statistics Census. 2017.

- 570 33. National Institute of Population Studies, ICF. Pakistan Demographic and Health
571 Survey 2017-18 [Internet]. Islamabad, Pakistan: NIPS/Pakistan and ICF; 2019.
572 Available from: <http://dhsprogram.com/pubs/pdf/FR354/FR354.pdf>
- 573 34. World Health Organization. Adverse Childhood Experiences International
574 Questionnaire (ACE-IQ) [Internet]. 2018. Available from:
575 https://www.who.int/violence_injury_prevention/violence/activities/adverse_childhood_experiences/en/.
576
- 577 35. Kidman R, Smith D, Piccolo LR, Kohler HP. Psychometric evaluation of the
578 Adverse Childhood Experience International Questionnaire (ACE-IQ) in Malawian
579 adolescents. *Child Abuse Negl.* 2019 Jun;92:139–45.
- 580 36. Kazeem OT. A Validation of the Adverse Childhood Experiences Scale in Nigeria.
581 *Sex Abuse.* 2015;7.
- 582 37. Felitti VJ, Anda RF, Nordenberg D, Williamson DF, Spitz AM, Edwards V, et al.
583 Relationship of Childhood Abuse and Household Dysfunction to Many of the
584 Leading Causes of Death in Adults: The Adverse Childhood Experiences (ACE)
585 Study. *Am J Prev Med.* 1998 May 1;14(4):245–58.
- 586 38. WHO Multicentre Growth Reference Study Group. WHO Child Growth Standards
587 based on length/height, weight and age. *Acta Paediatr Suppl.* 2006 Apr;450:76–85.
- 588 39. Bayley N. Bayley Scales of Infant Development-III. Psychological Corporation;
589 2006.

- 590 40. Squires J, Bricker D. Ages & stages questionnaires, (ASQ-3). Parent-Comple
591 Child Monit Syst 3rd Ed Baltim MD Brookes. 2009;
- 592 41. Goodman R. The Strengths and Difficulties Questionnaire: a research note. J Child
593 Psychol Psychiatry. 1997 Jul;38(5):581–6.
- 594 42. Glymour MM, Greenland S. Causal diagrams. In: Modern Epidemiology. Third.
595 Philadelphia, PA: Lippincott Williams & Wilkins; 2008.
- 596 43. Shrier I, Platt RW. Reducing bias through directed acyclic graphs. BMC Med Res
597 Methodol. 2008;8:1–15.
- 598 44. Schisterman EF, Cole SR, Platt RW. Overadjustment bias and unnecessary
599 adjustment in epidemiologic studies. Epidemiol Camb Mass. 2009 Jul;20(4):488–
600 95.
- 601 45. Seaman SR, White IR. Review of inverse probability weighting for dealing with
602 missing data. Stat Methods Med Res. 2013 Jun;22(3):278–95.
- 603 46. Brookhart MA, Schneeweiss S, Rothman KJ, Glynn RJ, Avorn J, Sturmer T.
604 Variable selection for propensity score models. Am J Epidemiol. 2006 Jun
605 15;163(12):1149–56.
- 606 47. Dugoff EH, Schuler M, Stuart EA. Generalizing observational study results:
607 applying propensity score methods to complex surveys. Health Serv Res. 2014
608 Feb;49(1):284–303.

- 609 48. Solberg MA, Peters RM. Adverse Childhood Experiences in Non-Westernized
610 Nations: Implications for Immigrant and Refugee Health. *J Immigr Minor Health*.
611 2020 Feb;22(1):145–55.
- 612 49. Bokhari M, Badar M, Naseer U, Waheed A, Safdar F. Adverse Childhood
613 Experiences & Impulsivity in Late Adolescence & Young Adulthood of Students of
614 University of the Punjab Lahore. 2015;14.
- 615 50. Brown AL, McKenna BG, Cohen MF, Dunlop AL, Corwin EJ, Brennan PA. Maternal
616 childhood adversity and early parenting: Implications for infant neurodevelopment.
617 *Int Public Health J*. 2018;10(4):445–54.
- 618 51. Tedeschi RG, Park CL, Calhoun LG. Posttraumatic growth: Positive changes in the
619 aftermath of crisis. Routledge; 1998.
- 620 52. Tranter H, Brooks M, Khan R. Emotional resilience and event centrality mediate
621 posttraumatic growth following adverse childhood experiences. *Psychol Trauma*
622 *Theory Res Pract Policy*. 2021;13(2):165–73.
- 623 53. Greenberg DM, Baron-Cohen S, Rosenberg N, Fonagy P, Rentfrow PJ. Elevated
624 empathy in adults following childhood trauma. *PLoS One*. 2018;13(10):e0203886.
- 625 54. Staub E, Vollhardt J. Altruism born of suffering: The roots of caring and helping
626 after victimization and other trauma. *Am J Orthopsychiatry*. 2008;78(3):267–80.

- 627 55. Vollhardt JR. Altruism Born of Suffering and Prosocial Behavior Following Adverse
628 Life Events: A Review and Conceptualization. *Soc Justice Res.* 2009 Mar
629 1;22(1):53–97.
- 630 56. Lim D, DeSteno D. Suffering and compassion: The links among adverse life
631 experiences, empathy, compassion, and prosocial behavior. *Emotion.*
632 2016;16(2):175–82.
- 633 57. Cooke JE, Racine N, Pador P, Madigan S. Maternal Adverse Childhood
634 Experiences and Child Behavior Problems: A Systematic Review. *Pediatrics*
635 [Internet]. 2021 Sep 1 [cited 2021 Sep 12];148(3). Available from:
636 <http://pediatrics.aappublications.org/content/148/3/e2020044131>
- 637 58. Monk C, Lugo-Candelas C, Trumpff C. Prenatal Developmental Origins of Future
638 Psychopathology: Mechanisms and Pathways. *Annu Rev Clin Psychol.* 2019 May
639 7;15:317–44.
- 640 59. Thomas JC, Letourneau N, Campbell TS, Giesbrecht GF, Apron Study Team.
641 Social buffering of the maternal and infant HPA axes: Mediation and moderation in
642 the intergenerational transmission of adverse childhood experiences. *Dev*
643 *Psychopathol.* 2018 Aug;30(3):921–39.
- 644 60. Racine N, Devereaux C, Cooke JE, Eirich R, Zhu J, Madigan S. Adverse childhood
645 experiences and maternal anxiety and depression: a meta-analysis. *BMC*
646 *Psychiatry.* 2021 Jan 11;21(1):28.

- 647 61. Racine N, McDonald S, Chaput K, Tough S, Madigan S. Pathways from Maternal
648 Adverse Childhood Experiences to Substance Use in Pregnancy: Findings from the
649 All Our Families Cohort. *J Womens Health* 2002. 2021 Feb 1;
- 650 62. Dunkel Schetter C. Psychological Science on Pregnancy: Stress Processes,
651 Biopsychosocial Models, and Emerging Research Issues. *Annu Rev Psychol*. 2011
652 Jan 10;62(1):531–58.
- 653 63. Herba CM, Glover V, Ramchandani PG, Rondon MB. Maternal depression and
654 mental health in early childhood: an examination of underlying mechanisms in low-
655 income and middle-income countries. *Lancet Psychiatry*. 2016;3(10):983–92.
- 656 64. McLaughlin KA, Sheridan MA, Lambert HK. Childhood Adversity and Neural
657 Development: Deprivation and Threat as Distinct Dimensions of Early Experience.
658 *Neurosci Biobehav Rev*. 2014 Nov;47:578–91.
- 659 65. Machlin L, Miller AB, Snyder J, McLaughlin KA, Sheridan MA. Differential
660 Associations of Deprivation and Threat With Cognitive Control and Fear
661 Conditioning in Early Childhood. *Front Behav Neurosci*. 2019;13:80.
- 662 66. Greene CA, McCoach DB, Briggs-Gowan MJ, Grasso DJ. Associations among
663 childhood threat and deprivation experiences, emotion dysregulation, and mental
664 health in pregnant women. *Psychol Trauma Theory Res Pract Policy*. 2021
665 May;13(4):446–56.
- 666 67. Johnson D, Policelli J, Li M, Dharamsi A, Hu Q, Sheridan MA, et al. Associations of
667 Early-Life Threat and Deprivation With Executive Functioning in Childhood and

- 668 Adolescence: A Systematic Review and Meta-analysis. *JAMA Pediatr.* 2021 Jul
669 26:e212511.
- 670 68. Narayan AJ, Lieberman AF, Masten AS. Intergenerational transmission and
671 prevention of adverse childhood experiences (ACEs). *Clin Psychol Rev.* 2021 Apr
672 1;85:101997.
- 673 69. Bellis MA, Hughes K, Ford K, Hardcastle KA, Sharp CA, Wood S, et al. Adverse
674 childhood experiences and sources of childhood resilience: a retrospective study of
675 their combined relationships with child health and educational attendance. *BMC*
676 *Public Health.* 2018;18(1):1–12.
- 677 70. Bethell C, Jones J, Gombojav N, Linkenbach J, Sege R. Positive childhood
678 experiences and adult mental and relational health in a statewide sample:
679 Associations across adverse childhood experiences levels. *JAMA Pediatr.*
680 2019;173(11):e193007–e193007.
- 681 71. Crouch E, Radcliff E, Strompolis M, Srivastav A. Safe, stable, and nurtured:
682 Protective factors against poor physical and mental health outcomes following
683 exposure to adverse childhood experiences (ACEs). *J Child Adolesc Trauma.*
684 2019;12(2):165–73.
- 685 72. Morris AS, Hays-Grudo J, Zapata MI, Treat A, Kerr KL. Adverse and Protective
686 Childhood Experiences and Parenting Attitudes: the Role of Cumulative Protection
687 in Understanding Resilience. *Advers Resil Sci.* 2021 Sep 1;2(3):181–92.

688 73. Floyd K, Morman MT. Affection received from fathers as a predictor of men's
689 affection with their own sons: Tests of the modeling and compensation hypotheses.
690 Commun Monogr. 2000 Dec 1;67(4):347–61.

691 74. LeMasters K, Bates LM, Chung EO, Gallis JA, Hagaman A, Scherer E, et al.
692 Adverse childhood experiences and depression among women in rural Pakistan.
693 BMC Public Health. 2021;21(1):1–11.

694

695

696 **Supporting Information**

697 **S1 Table. Adapted Adverse Childhood Experiences International Questionnaire**
698 **(ACEs-IQ)**

699

700 **S2 Table. Maternal ACEs and child growth, Bachpan Cohort, Pakistan (n=877)**

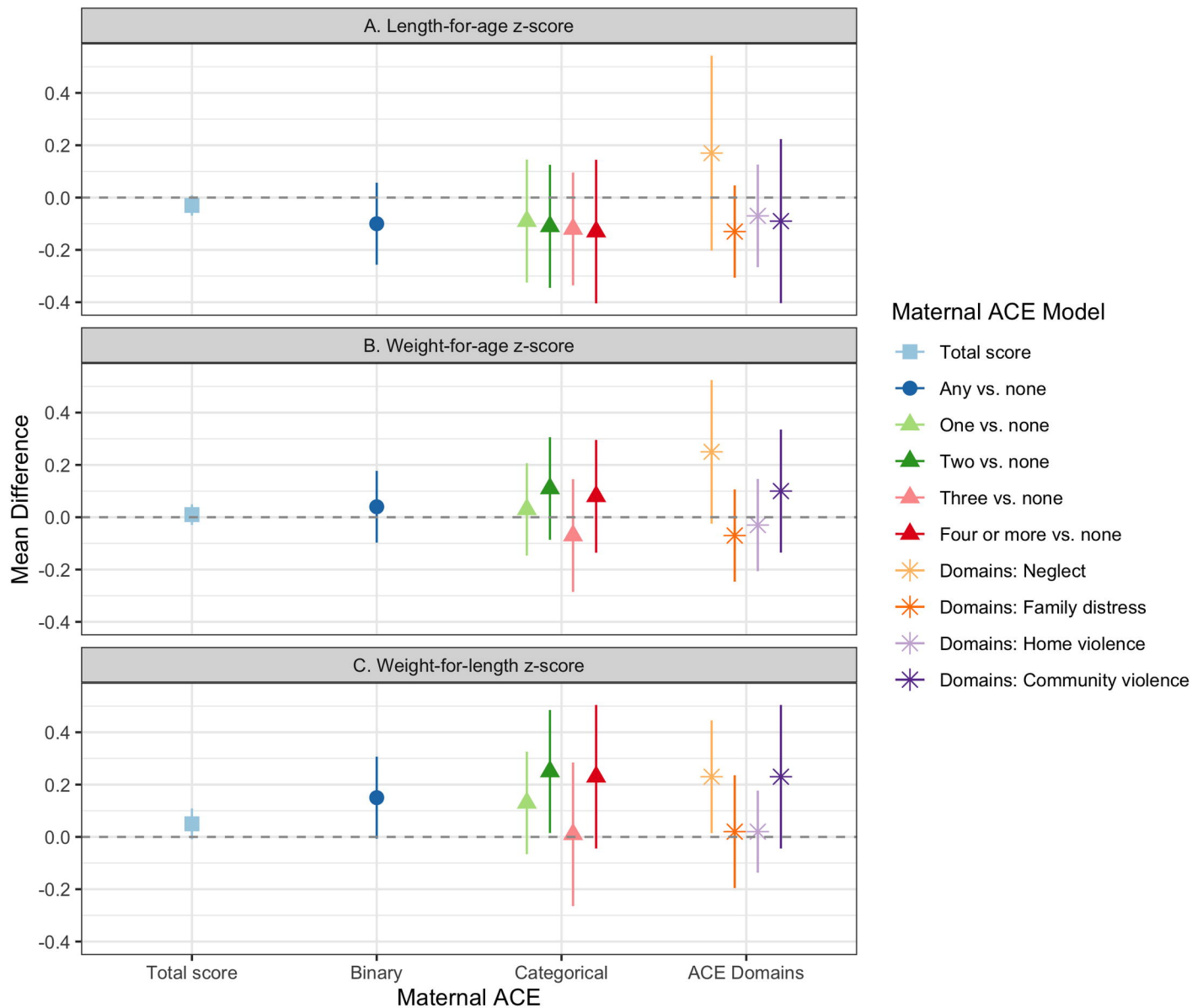
701

702 **S3 Table. Maternal ACEs and child development, Bachpan Cohort, Pakistan**
703 **(n=877)**

704

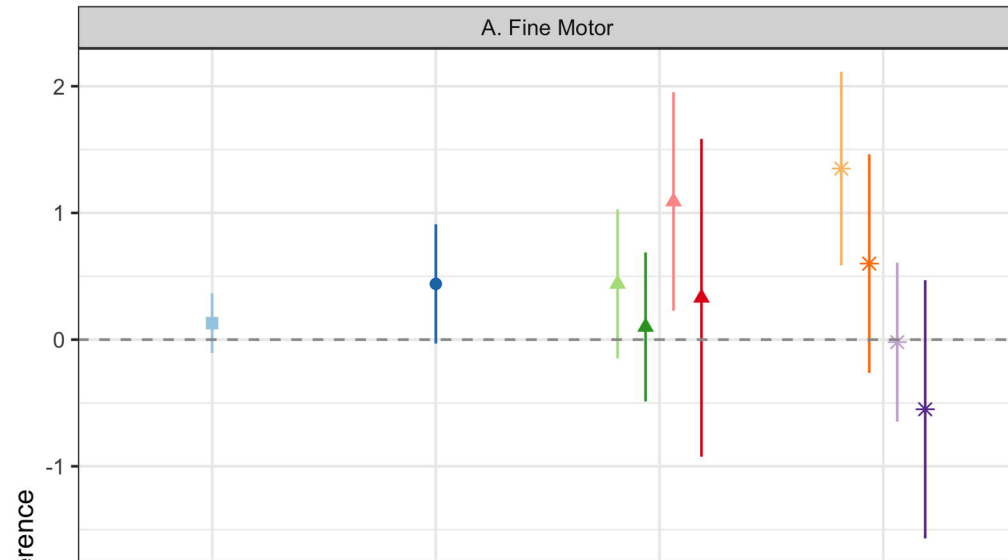
705 **S4 Table. Maternal ACEs and child growth and development without censoring**
706 **weights, Bachpan Cohort, Pakistan (n=877)**

Adjusted (n=877)

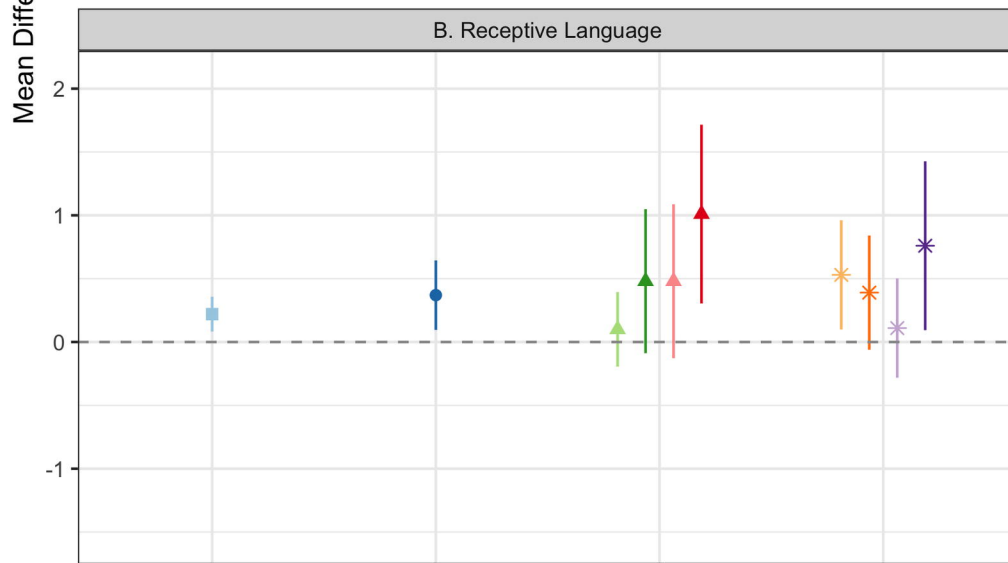


Adjusted (n=877)

A. Fine Motor



B. Receptive Language



Maternal ACE Model

- Total score
- Any vs. none
- ▲ One vs. none
- ▲ Two vs. none
- ▲ Three vs. none
- ▲ Four or more vs. none
- ✳ Domains: Neglect
- ✳ Domains: Family distress
- ✳ Domains: Home violence
- ✳ Domains: Community violence

Total score

Binary

Categorical

ACE Domains

Maternal ACE

Adjusted (n=877)

