

A FinnGen pilot clinical recall study for Alzheimer's disease

Valtteri Julkunen^{1,2,3,#}, Claudia Schwarz^{3,4}, Juho Kalapudas¹, Merja Hallikainen¹, Aino-Kaisa Piironen⁵, Arto Mannermaa⁵, Hanna Kujala⁵, Timo Laitinen⁵, Veli-Matti Kosma⁵, Teemu I. Paajanen⁶, Reetta Kälviäinen¹, Mikko Hiltunen¹, Sanna-Kaisa Herukka¹, Sari Kärkkäinen¹, Tarja Kokkola¹, Mia Urjansson³, FinnGen, Markus Perola⁷, Aarno Palotie^{8,9,3}, Eero Vuoksimaa^{3,*,#}, Heiko Runz^{10,*,#}

¹*Institute of Clinical Medicine/Neurology, University of Eastern Finland, Kuopio, Finland*

²*Department of Neurology, Neurocenter, Kuopio University Hospital, Kuopio, Finland*

³*Institute for Molecular Medicine Finland (FIMM), HiLIFE, University of Helsinki, Finland*

⁴*Department of Neurology, University Medicine Greifswald, Greifswald, Germany*

⁵*Biobank of Eastern Finland, Kuopio, Finland*

⁶*Work Ability and Working Careers, Finnish Institute of Occupational Health, Helsinki, Finland*

⁷*Finnish Institute for Health and Welfare (THL), Helsinki, Finland*

⁸*Analytic and Translational Genetics Unit, Department of Medicine, Department of Neurology and Department of Psychiatry Massachusetts General Hospital, Boston, MA, USA*

⁹*The Stanley Center for Psychiatric Research and Program in Medical and Population Genetics, The Broad Institute of MIT and Harvard, Cambridge, MA, USA*

¹⁰*Translational Sciences, Biogen, Cambridge, MA, USA*

* equal contribution

Correspondence: valtteri.julkunen@uef.fi, eero.vuoksimaa@helsinki.fi

or heiko.runz@gmail.com

ABSTRACT

Background: Successful development of novel therapies requires that clinical trials are conducted in patient cohorts with the highest benefit-to-risk ratio. Population-based biobanks with comprehensive health and genetic data from large numbers of individuals hold promise to facilitate identification of trial participants, particularly when interventions need to start while symptoms are still mild, such as for Alzheimer's disease (AD). However, few studies have yet tested whether recalling biobank participants into clinical follow-up studies is feasible.

Objective: To establish a process for clinical recall studies from FinnGen and demonstrate the feasibility to systematically ascertain customized clinical data from FinnGen participants with ICD10 diagnosis of AD or mild cognitive disorder (MCD).

Methods: Single-center cross-sectional study testing blood-based biomarkers and cognitive functioning in-person, computer-based and remote.

Results: 19% (27/140) of a pre-specified FinnGen subcohort were successfully recalled and completed the study. Hospital records largely validated registry entries. For 8/12 MCD patients, other reasons than AD were identified as underlying diagnosis. Cognitive measures correlated across platforms, with highest consistencies for dementia screening ($r=0.818$) and semantic fluency ($r=0.764$), respectively, for in-person versus telephone-administered tests. GFAP ($p<0.002$) and pTau-181 ($p<0.020$) most reliably differentiated AD from MCD participants.

Conclusions: Informative, customized clinical recall studies from FinnGen are feasible.

INTRODUCTION

Alzheimer's disease (AD) is the most common neurodegenerative condition and a major socio-economic challenge. It has been estimated that during the next four decades the prevalence of AD will quadruple from 27 to 106 million by which time 1 in 85 individuals worldwide will be living with the disease. Even a modest delay of disease onset could reduce the number of cases substantially (1). Interventions for AD are expected to be most efficacious when initiated in prospective patients at the earliest stages of disease (2). However, due to the lack of curative therapies or easily measurable biomarkers, it is current clinical practice that a majority of the patients receives their diagnosis only at progressed stages when irreversible alterations to brain and cognitive performance have already occurred. There is thus a substantial interest across industry and academia to identify AD patients early, and to align on measures that reliably diagnose the disease at the earliest possible stages to refine its onset and predict its course and response to experimental treatments.

Population-based, large-scale biobank studies that link detailed longitudinal health information with genetic and biomarker data are expediting the development of tools to identify individuals with a high probability to develop AD and other late onset diseases (3–5). They further hold the promise to accelerate recruitment of newly diagnosed patients or individuals at risk into observational and interventional clinical trials, or to facilitate access to efficient treatments (6,7). However, thus far few studies have overcome the scientific, logistical, and ethical challenges to recall individuals consented for broad population-level biobank research into customized clinical follow-up studies based on their individual-level health, genetic, or biomarker data.

The FinnGen (FG) study (www.finngen.fi) is a precompetitive partnership between thirteen industry partners and the Finnish biobanks to genetically profile and link genetics with detailed biomedical and social information in 10% of the Finnish population. Since its inception in 2017, FG has recruited over 500,000 participants with registry data on more than 2,000 harmonized disease endpoints and contributed to numerous scientific discoveries (8,9). FG participants are broadly consented for secondary use of research data and in principle re-contactable for follow-up studies through participating biobanks.

Here, we established a process for recalling FG participants fulfilling distinct, pre-specified inclusion criteria into a clinical follow-up study to obtain customized novel clinical and biomarker data. In a single-center, cross-sectional pilot study, we targeted a population that based on registry entries had been diagnosed (ICD10) with either AD or mild cognitive disorder (MCD). We assessed the accuracy of FG registry versus hospital records, applied three different approaches to evaluate cognitive functioning via in-person neuropsychological assessment, computerized and telephone-administered testing, and obtained blood-based AD biomarkers. Our results validate the accuracy of clinical information captured in Finnish registries, support remote cognitive testing as an effective screening approach, and demonstrate that recall studies from FG are feasible.

MATERIALS AND METHODS

Study participant selection

For this pilot study we targeted a FG subcohort with registry-defined diagnosis of either a wide definition of AD (ICD10: G30), or a registry entry of the ICD10 code F06.7 “Mild neurocognitive disorder due to known physiological condition”, the closest diagnostic code to mild cognitive impairment, a heterogenous condition frequently used to describe individuals with a higher probability to develop AD. Moreover, study participants were required to have provided consent for recontact, as well as for sample and data usage to the Biobank of Eastern Finland (BEF). The process for accessing biobank data and steps required to operationalize a biobank recall study is guided by the Finnish biobank regulations (<https://ita-suomenbiopankki.fi/en/researchers/>) and visualized in **Figure 2**. In brief, after a positive feasibility assessment by BEF, approval of the study protocol and accompanying documents by the ethics committee of Helsinki University Hospital, and ensuring a permit to access patient files from Kuopio University Hospital (KUH), a request for biobank data access was launched via the Fingenious portal (<https://site.fingenious.fi/>). This triggered a formal evaluation of the study plans by the BEF scientific steering committee and initiation of contracts between participating parties. An updated feasibility assessment by BEF resulted in 150 participants meeting study inclusion criteria. Of these, eight were removed as they were identified as duplicates (same person counted twice in the registry). Two additional individuals were excluded since they lived in institutionalized care with a likely late-stage AD and not being able to travel to the study site. The study participant selection with exclusions is presented in **Figure 1a**.

A total of 140 FG participants were contacted by BEF personnel. Recontact was conducted by using a letter that included study information and forms for informed written consent. To ensure that the study information had reached the potential study participants, and to further enhance the participation rate, all potential participants received a phone call from the BEF study nurse within 1-2 weeks after sending the invitation material. During this phone call the potential participants received standard structured information concerning the study, were asked whether they were willing to participate, and a date for on-site assessment at the University of Eastern Finland (UEF) Brain Research Unit (BRU) was scheduled. Participants willing to participate returned their informed written consents either by mail to BRU, or by bringing the signed forms to their appointment. Participants who completed the in-person and computerized cognitive testing batteries at the BRU received a follow-up phone-call after 1-2 weeks with the aim to perform a remote telephone-administered cognitive assessment. Data obtained during this study are summarized in **Figure 1b**.

Schedule of assessment

All study participants were invited to UEF-BRU for: a structured interview of the study participant and caregiver or family member to obtaining basic patient information and to fill out questionnaires regarding abilities of daily life and functioning; drawing of blood samples for AD biomarker profiling and optional future biomarker discovery; in-person neuropsychological assessment performed by a trained psychologist; and on-site computer-administered cognitive function testing. Moreover, cognitive function was subsequently evaluated by phone-interview 1-2 weeks later. All cognitive assessments were done in Finnish language. Half of the study participants were randomized to obtain

computerized-testing before in-person testing to reduce the risk of systematic bias from practice effect.

Data linkage to FinnGen and hospital records

In addition to obtaining new clinical and biomarker data, we obtained approval to link these data to previously ascertained health care register data such as hospital diagnoses, medication records, social registry entries, and genetic data. Data linkage was performed in a controlled FG Sandbox environment approved to host individual-level data and accessible only by approved researchers. In addition to data directly ascertained through the study protocol or available through FG, we also analyzed earlier routine care data available for study participants through the patient records from KUH. This data included clinical information from earlier memory clinic and follow-up visits (e.g., historic cognition test results), previous laboratory values (e.g., results from cerebrospinal fluid examinations for AD biomarkers), and neuroimaging data (e.g., magnetic resonance imaging ascertained through routine care). Among others, data linkage offered the possibility to compare the accuracy of FG registry data against hospital records and validate that inclusion criteria were indeed met based on earlier clinical information.

In-person neuropsychological testing

In-person neuropsychological testing included the Consortium to Establish a Registry for Alzheimer's Disease Neuropsychological Battery (CERAD-NB) (10). Additional tests included Logical Memory subtest from the Wechsler Adult Intelligence Scale 3rd edition (11), Trail Making Test A (TMT-A) and B (TMT-B) (12), and a short 40-item version of the Stroop test (13). The tests were administered by a trained psychologist at the UEF-BRU. For the current study we investigated the following four specific cognitive domains (with specific measures in parentheses): episodic memory (immediate free recall of words in trials 1-3 and delayed free recall of the 10-word list); executive function (set-shifting: TMT-B controlled for TMT-A); processing speed (TMT-A); and semantic fluency (1-minute animal naming). These measures were selected because similar or corresponding measures were also available in computerized testing and in the telephone interview (described below).

Computerized cognitive testing

We used the cCOG (14) platform developed by Combinostics Oy (<https://www.cneuro.com>), a self-administered computer-based testing tool for assessing cognitive performance at an on-site computer via a keyboard and a mouse. A total of seven tasks measured performance in four specific cognitive domains: episodic memory, executive function, processing speed, and reaction time. An earlier study proposed that cCOG has comparable accuracy to in-person neuropsychological batteries for detecting dementia, and at least moderately correlates with specific in-person neuropsychological tests (14). In this current study, we used episodic memory measures of immediate (total words recalled in trials 1-3) and delayed recall of 12-word list measures. We also used the Modified TMT, with two parts corresponding to the traditional TMT-A and -B, to measure processing speed and executive function (set-shifting). Detailed test descriptions and protocols can be found in Rhodius-Meester et al. (2020)(14). Completing cCOG took participants about 25 minutes.

Telephone interview to assess cognitive performance

We used two validated, telephone-administered cognitive screening instruments: telephone assessment for dementia (TELE) (15) and the modified Telephone Interview for Cognitive Status (TICS-m) (16). Telephone interviews took on average 17 (range 12-33) minutes with an average of 13 (range 9-29) minutes to complete TELE and TICS-m and were conducted by a trained research nurse. For analyses in the current study, we used the following measures: For TELE, we used a continuous score (0-20) and validated cut-offs for cognitive impairment (<16) and healthy cognition (>17.5) (17). From TICS-m, we used episodic memory measures of verbal immediate (total words recalled in trials 1-3) and delayed free recall of 10-word list. In the original TICS-m, there is only a single trial of the 10-word list in the learning condition. Here we modified this task to include three learning trials in order to make this measure more similar to in-person and computerized list learning tasks. In addition, semantic fluency was measured (animals in 1-minute).

Assessment of functional status and independence in activities of daily living

The severity of cognitive symptoms and functioning disability was estimated by the clinical dementia rating scale (CDR) and CDR sum of boxes (CDR-SB) (18) as well as by the 18-item Alzheimer's Disease Cooperative Study – Activities of Daily Living scale (ADCS-ADL) (19). This on-site assessment was done by a trained study nurse and included an interview of the caregiver or family member of the study participant to increase the reliability of data acquisition.

AD blood-based biomarkers and *Apolipoprotein E (APOE)* genotype

The analyses of plasma biomarkers phosphorylated-tau181 (pTau-181), amyloid beta (A β)1-40, A β 1-42, glial fibrillary acidic protein (GFAP) and neurofilament light chain (NfL) from all 27 patients were performed using Simoa HD-X analyzer (Quanterix, Billerica, Massachusetts, USA), which employs single molecule array digital immunoassay technology. Analyses were performed at the biomarker laboratory of UEF-BRU. Plasma pTau-181 levels were quantified using Simoa pTau-181 Advantage V2 Kit (Ref# 103714, Quanterix) and A β 1-40, A β 1-42, GFAP and NfL levels using Simoa Neurology 4-Plex E Advantage Kit (Ref# 103670, Quanterix) according to the manufacturer's instructions. Prior to analyses, EDTA plasma samples were thawed, mixed, centrifuged (10,000xg, 5 min, +20°C) and measured in duplicates. All replicates had coefficient of variation below 15%. *APOE* status was defined by two single-nucleotide polymorphisms, rs429358 and rs7412, in chromosome 19. We classified individuals as ϵ 4-carriers vs. non-carriers.

Statistical analyses

We compared AD and MCD groups with regards to cognitive function and performed comparisons between in-person, computerized and telephone-administered tests. Cognitive screening instruments were the Mini Mental State Examination (MMSE) as a part of CERAD-NB battery administered in-person and TELE included in the telephone interview. We also classified individuals in cognitively impaired versus cognitively intact based on the CERAD-NB word list learning immediate and delayed recall measures. With regards to specific abilities, we compared performance in the following cognitive domains (measured on at least two platforms): episodic memory, executive function (set-shifting), processing speed, and semantic fluency. Episodic memory was measured in all three

formats (CERAD word list in in-person, TICS 10-word list via telephone and 12-word list in cCOG), processing speed and executive function in two formats (TMT-A & TMT-B in in-person and modified TMT-A & TMT-B in cCOG), and semantic fluency in two formats (1-minute animal fluency both in in-person and telephone testing). Statistical analyses were performed with R version 4.1.1 (available online at <https://www.R-project.org/>). Spearman's rank partial correlation analyses were used to test the associations between in-person, computerized and telephone-administered tests. We report Spearman correlations due to small sample size and non-normal distribution of some of the measures. In addition, cognitive test results, age, and the time from original diagnosis to study visit were compared between AD and MCD groups using independent t-tests. The significance level was set at $\alpha = 0.05$.

Ethics approvals

All participants in this recall study were also participants in FG and had provided informed consent for biobank research including an option for recalling into a new scientific study. This procedure is based on the Finnish Biobank Act. All recall study participants and their respective caregiver or family member received detailed information regarding this study by a formal information letter, as well as structured information provided during a phone call. All study participants and their participating caregivers were asked for and provided written informed consent. All study data was initially stored locally at UEF (on-site assessment) and the Finnish Institute for Molecular Medicine (FIMM) (remote cognition assessment by phone). Study results and data were then returned first to BEF and from there further to the FG Sandbox controlled environment to link newly ascertained clinical data with genetic and register data. The recall study was reviewed and approved by the ethics committee of HUS under IRB approval number 990/2017. Additionally, research permissions were granted from BEF (diary ID 1248/2021) and KUH (1535/2021, study ID 5772671).

An alternative process for dedicated biobank consent has been applied for a subset of FG participants. Some of the separate legacy research cohorts collected prior the Finnish Biobank Act came into effect (in September 2013) and start of FG (August 2017) were collected based on previous study-specific consents and later transferred to the Finnish biobanks and eventually to FG after approval by Fimea (Finnish Medicines Agency) and the National Supervisory Authority for Welfare and Health. Recruitment protocols followed the biobank protocols approved by Fimea. The Coordinating Ethics Committee of the Hospital District of Helsinki and Uusimaa (HUS) statement number for the FinnGen study is Nr HUS/990/2017. The permit numbers of the decisions made by Finnish Institute for Health and Welfare and the Biobank Access Decisions for FG samples and data utilized in FG Data Freeze 9 are presented in Acknowledgements.

RESULTS

Operationalization of a FinnGen clinical recall study

At the time of study (October 2021-February 2022), FG had ascertained genetic and registry data on 392,499 participants (190,879 females, 151,620 males; DF8, publicly released in December 2022 via http://finngen.fi/en/access_results). Of these, health records from 11,210 participants were characterized by at least one entry of the FG diagnostic code “G6_ALZHEIMER” (curated based on ICD10 code G30), reflecting a putative diagnosis of AD. 2,170 participants had at least one entry for ICD10 code F06.7, reflecting a diagnosis of MCD (<http://risteys.finngen.fi/>). For this proof-of-concept recall study, we decided to focus on participants recruited into FG from just one of the nine contributing biobanks, Biobank of Eastern Finland (BEF; (<http://ita-suoimenbiopankki/en/>)). To enable comparison of FG registry data with individual-level health records and limit geographic outreach, we further requested that study participants were still alive, lived within a proximity of 100km from the study site and had earlier been a patient at the Department of Neurology, KUH.

A flow-chart visualizing study participant selection and data ascertained during study are provided in **Figure 1**, and the process how this FG recall study was operationalized is described in **Figure 2** and Methods. In brief, over a period of 15 business days, 277 phone calls were made (maximum of 3-4 calls/person) of which 151 were not answered. A total of 65 individuals were reached and declined to participate, 30 individuals were not reached, and for two individuals no caregiver could be identified to accompany the in-principle-interested participant to a near-term on-site visit. This resulted in a total of 43 FG participants (40% of the 108 reached and eligible) for whom a study visit at the UEF-BRU was scheduled. A total of 27 on-site visits were performed in November and December 2021. The initial plan to continue recruitment of this particularly vulnerable population until the end of February 2022 was discontinued after the majority of scheduled visits were canceled at the peak of a SARS-Cov2 outbreak in Finland in early 2022. With this, 63% (27/43) of the scheduled participants came to study visit and the participation rate of this first FG clinical recall study was 19% (27/140) when considering the entire *a-priori* eligible and re-contactable cohort, but it likely would have been substantially higher if all scheduled study visits could have been completed in 2021.

Registry diagnoses and hospital records are largely consistent

Of the 27 FG participants included in the study, 13 were females (**Table 1**). The mean age at study visit was 73 (58-87) years. Based on FG registry data, 15 study participants had a diagnosis of AD, while 12 participants had been diagnosed with MCD. Mean age at the first diagnostic entry of either AD or MCD was 69 (50-81) and 69 (58-80), respectively, with the mean time since diagnosis being 4 (1-13) years for AD and 3 (1-6) years for the MCD patients under study. Based on these measures, our subcohort was largely representative of the broader FG AD and MCD populations (<http://risteys.finngen.fi/>).

For all participants, the dates of diagnosis between FG registry entry and hospital records were within a six-month range. For one participant, F06.7 was only documented in registry, but not in hospital records. According to hospital memory clinic records, only a single patient had progressed to AD

from an initial diagnosis of MCD. For the majority of the MCD group, clinical interpretation of the hospital records could pinpoint at least one alternative etiology explaining the mild cognitive impairment. This included one case with vascular cognitive impairment, one with cortico-basal degeneration and one with idiopathic normal pressure hydrocephalus. Other putative reasons for MCD included Parkinson's disease, depression, epilepsy, menopause, sleeping problems, or tiredness due to poor overall health. Conversely, for 13 of the 15 patients in the AD group, the clinical diagnosis had been based on current Finnish diagnostic guidelines for memory disorders (20), which included administration of a formal neuropsychological testing battery (CERAD-NB or comprehensive neuropsychological assessment), brain imaging with magnetic resonance imaging or computed tomography, thorough neurological and physical examination as well as in several cases cerebrospinal fluid biomarkers and brain positron emission tomography. Two participants in the AD group did not have diagnostic information in hospital records. For these cases, the validity of a prior diagnosis of AD could not be confirmed. Three had documentation for mixed AD: in one case AD presented together with vascular dementia features, in another AD was documented together with Lewy-Body dementia, and one case was documented to have a posterior variant of AD.

In-person, computerized and telephone-administered assessment of cognition

Data acquisition via all three platforms was in general feasible for participants, with no substantial differences between the AD and MCD groups, although several individuals from both groups were unable to complete specific subtests. Most problems occurred with the computerized versions of TMT-A and TMT-B which were completed by only 17 participants.

In-person MMSE scores could be obtained from 26 participants. Of these, 17 (8AD/9MCD) showed normal cognitive function or only mild impairment ($MMSE \geq 25$), while 9 (6AD/3MCD) were classified as cognitively impaired ($MMSE < 25$). Although the mean MMSE scores did not differentiate between AD (24.0 ± 7.6) and MCD (24.1 ± 6.7) groups ($p=0.977$, **Table 1**), there were more cognitively impaired individuals in the AD group (43%, 6/14 versus 25%, 3/12 for MCD). According to TELE, 16 participants (8AD/8MCD) were classified as cognitively healthy (cut-off score > 17.5), while 7 (5AD/2MCD) participants were classified as cognitively impaired (cut-off score < 16), and 4 (2AD/2MCD) participants ranked between the cut-off scores (< 17.6 and ≥ 16). On average those with AD (15.3 ± 4.9) had non-significantly ($p=0.345$) lower scores than those with MCD (17.2 ± 4.9). The prevalence of cognitively impaired was almost double in the AD group (33%, 5/15) than in the MCD group (17%, 2/12).

Based on CERAD-NB word list immediate recall, 71% (10/14) of those with AD and 50% (6/12) of those with MCD were classified as having episodic memory impairment (cut-off < 17), with mean immediate recall scores of 14.6 ± 6.6 and 15.2 ± 6.0 in AD and MCD subgroups, respectively ($p=0.812$). Based on the CERAD-NB word list delayed recall, 57% (8/14) of those with AD and 33% (4/12) of those with MCD were classified as having episodic memory impairment (cut-off < 5), with mean scores of 4.0 ± 2.8 and 5.0 ± 2.4 in AD and MCI subgroups, respectively ($p=0.343$).

Continuous MMSE and TELE scores showed a high correlation of $r=0.818$ ($p<0.001$) (**Figure 3a**, **Table 1**). A similar high correlation was observed for semantic fluency as measured by in-person

testing as well as a part of the telephone interview ($r=0.764$; $p<0.001$; **Figure 3b**). Considering measures of episodic memory, immediate word recall measures were positively correlated between all three platforms (all $r's \geq 0.584$; $p's \leq 0.002$). Correlations between delayed word recall measures were smaller, with CERAD-NB showing modest correlations with cCOG ($r=0.390$, $p=0.049$) and TICS-m ($r=0.424$, $p=0.031$) whereas the correlation between cCOG and TICS-m measures was small ($r=0.250$, $p=0.218$) (**Figure 3c**). Strong correlations were observed between in-person and computerized measures of executive function (TMT-B; $r=0.689$, $p=0.004$, $n=15$; $r=0.536$, $p=0.089$, $n=11$ after adjusting for TMT-A and $r=0.62$, $p=0.054$, $n=10$ after additional exclusion of TMT-A outliers), whereas in-person versus computerized measures of processing speed correlation was moderate (TMT-A; $r=0.360$, $p=0.171$, $n=16$) (**Figure 3d**).

Blood-based biomarkers and APOE genotype

Across all blood-based biomarker parameters, values varied substantially (**Table 2**). Notably, despite the small cohort size we observed statistically significant differences between the AD and MCD groups for GFAP [$p=0.002$; AD: 216.3 (57.5-433.7) pg/ml versus MCD: 102.8 (30.5-161.3) pg/ml] and pTau-181 [$p=0.020$; AD: 3.8 (1.2-11.7) pg/ml versus MCD: 1.9 (0.6-3.6) pg/ml], whereas no significant differences were seen for A β 42/40-ratio ($p=0.266$) or NfL ($p=0.140$). TELE total score was significantly correlated with GFAP ($p=0.011$), NfL ($p=0.001$) and pTau-181 ($p=0.006$), but not with A β 42/40 ($p=0.345$), whereas non-significant correlations of MMSE score with biomarkers ranged from -0.247 to 0.020. With the exception of correlations between pTau-181 levels and telephone-administered immediate recall of the word list ($r=-0.394$, $p=0.042$, $n=27$) and in-person administered TMT-A ($r=0.435$, $p=0.034$, $n=24$) no other correlations between biomarkers and cognitive performance measures reached statistical significance threshold.

APOE status was available for 23 participants. Of these 13 were APOE ϵ 4-carriers (12 heterozygotes, 1 homozygote). There were 71% (10/14) and 33% (3/9) APOE ϵ 4-carriers ($p=0.072$) in the AD and MCD groups, respectively ($p=0.072$ for the difference).

DISCUSSION

In this single-center, cross-sectional pilot study we ascertained clinical-grade cognitive function and biomarker data from a pre-specified FG subcohort in order to build a framework to operationalize future clinical recall studies from FG. We demonstrated through targeted re-contacting of a FG subcohort with a registry-based diagnosis of AD or MCD that in our recall setting cognitive testing can be performed through on-site clinical examination, a customized web-based tool, or remotely through phone interview, and that measures of episodic memory, executive function and verbal fluency correlate across all three platforms. We further showed a high level of overlap between FG registry data and hospital records and further validate the diagnosis AD versus MCD by determining blood-based AD biomarkers from freshly acquired blood samples.

Enabling recall of biobank participants for clinical follow-up studies is a new frontier for biobank research and considered as of substantial potential across academic and industry stakeholders. In fact, it has been suggested that the “bottom-up” targeted recruitment of individuals with distinct systematically-acquired biomolecular findings is likely to substantially accelerate the speed to validate the relevance of human genetic variation for disease (22), or to generate functional insights on genetic discoveries. A few studies have given a glimpse on the potential of this approach. For instance, an earlier study in Finland in relatives of rare-variant carriers identified through population-level sequencing could substantiate the role of *SLC30A8* in insulin secretion and a Finn-enriched loss-of-function variant in that gene as protective for diabetes (23). Other examples include recall studies in the Estonian Biobank or East London Genes and Health that guided medical interventions (24) or informed transition of an early-stage rare disease therapeutic program towards the clinics (25). Recall studies from population biobanks also hold considerable promise to improve clinical development of precision medicine drugs. Currently, a large fraction of interventional studies fail projected enrollment timelines, a challenge that could potentially be overcome through targeted outreach towards distinct, well-characterized subsets of population biobank participants with the highest projected probability to qualify for and benefit from inclusion into a clinical trial (26). Despite such promises, numerous scientific, operational, and ethical challenges exist to firmly integrate biobank recall studies into the mainstream research, some of which impacted also to our study.

The more than 11,000 FG participants with a probable diagnosis AD at start of our study represent about 8% of prevalent dementia and AD cases in Finland (20). As a research cohort, these individuals already contributed to improve the understanding of the genetic etiology of AD (27,28). Utilizing research data from this cohort for a clinical recall study required thorough collaboration between the study investigators and BEF over a period of nearly two years from first contact to study completion. Specifically, a process needed to be developed that could in principle serve as a template for any future sample or clinical recall study from FG and the Finnish biobanks. Also, in accordance with the Finnish legislation, potential privacy concerns were mitigated by conducting all analyses in a secure compute environment, establishing recontact only through eligible biobank personnel, informing FG participants about their right to opt-out of continued use of their personal data for secondary use in research, and returning all results generated as part of a recall study to the respective biobank and FG for long-term storage and eventual public release.

While the sample size of our pilot recall study is too small for extrapolations to the entire FG population, it still speaks to the strength of the Finnish biobank system that for 93% (140/150) of the consented and targeted FG participants contact details were available, that 78% (110/140) could be reached through mail and recruitment calls within a period of less than three weeks, and that 30% (43/140) of patients and caregivers were in principle willing to enroll in the study. With 19% of contacted participants completing the study protocol, the final participation rate was in a similar range as that of an earlier questionnaire study where we had approached FG participants to provide cognitive, behavioral and lifestyle information via an online platform (29), despite our current study targeting an aged and diseased population with a high vulnerability to a concomitantly ravaging SARS-Cov2 outbreak. It can be expected that future observational studies from FG will yield higher enrollment rates by targeting a younger and healthier study population over an extended period of time and by returning information that can lead to impactful health and lifestyle changes.

Registry data proved to be highly consistent with hospital records in our study population, indicating that clinical data captured in FG may in general be reliable and reproducible. As expected, however, registry data did not have the granularity to differentiate distinct courses of AD present among the trial participants. Another notable insight was that in only one of the 12 participants with ICD code F06.7 the mild cognitive disorder was attributable to AD. Researchers often consider mild cognitive impairment as a transitory phase from normal cognition to AD if no other obvious reasons for the cognitive deficits can be identified. We note that, while considered a proxy endpoint, F06.7 subsumes a broader disease spectrum than the mild cognitive impairment as defined in the National Institute on Aging – Alzheimer’s Association guidelines (30). In fact, our results propose that Finnish clinicians use this code to document the presence of cognitive impairment as part of medical conditions other than AD, reflected by eight different probable underlying conditions among the 12 individuals in the MCD subgroup. Our findings thus clearly advise against using F06.7 as a code with the aim to identify early or pre-symptomatic AD patients from a biobank cohort.

For participants who completed the cognitive assessments via in-person, computerized and telephone-based testing, we observed a high correlation between MMSE and TELE. This is consistent with a previous study in Finnish patients with AD and healthy controls (17). In comparison to MMSE and TELE, the CERAD-NB word list cut-off for immediate and delayed recall identified higher numbers of cognitively impaired individuals in both subgroups, emphasizing that studies like ours benefit from including more specific memory measures rather than simply relying on short screening instruments. Moderate to strong correlations between in-person (CERAD-NB) and computerized (cCOG) measures of immediate and delayed recall are in line with earlier studies comparing computerized/web-based versus in-person neuropsychological tests (14, 31–34). We also observed moderate to strong correlations between telephone-administered and in-person episodic memory measures. To our knowledge, our study is the first to use three learning trials of the 10-word list learning task included in the TICS-m. Thus, our telephone-based episodic memory measures closely corresponded to in-person word-list episodic memory measures. The lowest correlations between episodic memory measures were between TICS-m and cCOG word list measures: this could result from the fact these measures are based solely on verbal versus visual stimuli, respectively, whereas CERAD-NB word list includes both, visual and verbal stimuli. Based on the substantial inter-platform

variability we observed in our study, future studies should be advised to assess episodic memory with more than a single test.

We observed significant associations between cCOG and in-person measures also for other cognitive domains. Processing speed, as assessed by TMT-A, showed a moderate association between in-person and cCOG assessment after exclusion of outliers. For TMT-B, measuring set-shifting, one of the core executive functions, showed a strong correlation between cCOG and in-person testing, which remained after accounting for processing speed and exclusion of outliers from TMT-A. These results are consistent with earlier findings (14). However, given that a sizable fraction of participants was unable to complete the task, computer-based administration of TMT-A/B in an unfamiliar environment on site may be considered as too difficult for individuals with manifest AD or MCD. Notably though, we observed a strong association between in-person and telephone administered semantic fluency. Due to the fact that the 1-minute animal naming was identical in both formats, this measure represented the strongest correlation among the measures of specific cognitive abilities. We are not aware of any other studies that have examined the association between in-person and telephone administered semantic fluency.

Despite the small size of our study, plasma levels of GFAP and pTau-181 were significantly different between the AD and MCD groups, which further supports the potential of these measures as diagnostic biomarkers for AD (35). Conversely, no such differentiation was seen for A β 42/40 ratio and NfL. Our results thus back recent findings that among the four plasma parameters pTau-181 might be the strongest differentiator of AD from non-AD patients (36), which will need to be further validated at larger sample sizes. Larger studies will also be needed to thoroughly compare blood-based AD biomarker levels to cognitive performance. Notably, however, already in our current study we observed negative associations of TELE total score with GFAP, NfL, and pTau-181 levels, yet not with A β 42/40 ratio. According to the expectations, there was a trend towards more *APOE* ϵ 4-carriers in the AD group than in the MCD group, with the prevalence of ϵ 4-carriers in the MCD group closely matching to the prevalence of over 30% in the Finnish population (21).

Our study has several limitations: First, we invited participants from just a single of the nine Finnish biobanks contributing to FG and focused recruitment on a relatively uniform cohort in geographic proximity to the single study center. Follow-up studies that aim for a larger and more diverse study population will certainly face additional complexities, not the least with regards to harmonizing re-contacting, consenting, and contracting activities between multiple parties. It can be expected that the establishment of a centralized coordinating unit, such as the Finnish Biobank Cooperative FinBB, will facilitate the navigation through complex administrative processes that have not yet been customized for clinical recall activities in Finland and in our case required an extended period of planning. Second, according to FG records all individuals in our target population had already been diagnosed with either AD or MCD as a reflection of cognitive deficiencies. One of the greatest opportunities of biobank studies is to facilitate contact to individuals early in their disease or at risk, but not yet manifest disease, for instance because they carry genetic variants that without intervention reduce lifespan (8,37,38). In fact, enrolling sufficient “trial-ready” minimally symptomatic AD

patients into interventional trials often takes several years and may contribute substantially to the costs of clinical programs (39).

While FG participants are in principle consented for return of their results, studies in pre- and early-symptomatic individuals will need to carefully walk the fine line between providing useful information to improve a participant's health or lifestyle and disclosing potentially unwanted and uncertain research information (40). The correspondence between measures of cognitive function across different formats used in our study was generally good, we observed substantial variability of cognitive performance among the small number of individuals recalled for our study. This at least in part reflects that a few study participants were substantially further progressed in their disease than others. Further stratification based on available FG data may make future cohorts more homogenous. Also, cognitive function information acquired by phone in general tended to correlate better to in-person tests than information obtained via cCOG in our cohort; this may be due to our sample of individuals with AD having more problems with self-guided computerized tool versus using the phone. Finally, we note that with its small sample size our pilot study was not designed to detect robust statistical differences between measures, so results should be evaluated with caution.

In summary, our study introduces a recall framework to launch clinical studies from FG and the Finnish biobanks. While laborious to operationalize, the opportunity to recontact FG participants based on distinct genetic or phenotypic parameters opens the door for a broad spectrum of scientific activities, ranging from the validation of genetic findings in targeted follow-up experiments to delivering new and emerging precision treatments to individuals with the highest medical needs.

ACKNOWLEDGEMENTS

We are grateful to the participants of FinnGen and this current study for volunteering their data to research. We further thank Mary Pat Reeve for FinnGen Sandbox look-ups and Huei-Yi Shen for help with contracting. The FinnGen project is funded by two grants from Business Finland (HUS 4685/31/2016 and UH 4386/31/2016) and the following industry partners: AbbVie, AstraZeneca UK, Biogen, Bristol Myers Squibb (and Celgene Corporation & Celgene International II), Genentech, Merck Sharp & Dohme LLC, a subsidiary of Merck & Co., Inc., Rahway, NJ, USA, Pfizer, GlaxoSmithKline Intellectual Property Development, Sanofi US Services, Maze Therapeutics, Janssen Biotech, Novartis, and Boehringer Ingelheim. The following biobanks are acknowledged for delivering samples to FinnGen: Auria Biobank (<https://www.auria.fi/biopankki/>), THL Biobank (<https://www.thl.fi/biobank>), Helsinki Biobank (<https://www.helsinginbiopankki.fi>), Biobank Borealis of Northern Finland (<https://www.ppsHP.fi/Tutkimus-ja-opetus/Biopankki/Pages/Biobank-Borealis-briefly-in-English.aspx>), Finnish Clinical Biobank Tampere (https://www.tays.fi/en-US/Research_and_development/Finnish_Clinical_Biobank_Tampere), Biobank of Eastern Finland (<https://www.ita-suomenbiopankki.fi/en>), Central Finland Biobank (<https://www.ksshP.fi/fi-FI/Potilaalle/Biopankki>), Finnish Red Cross Blood Service Biobank (www.veripalvelu.fi/verenluovutus/biopankkitoiminta) and Terveystalo Biobank (<https://www.terveystalo.com/fi/Yritystietoa/Terveystalo-Biopankki/Biopankki/>). All Finnish biobanks are members of the BBMRI.fi infrastructure (<https://www.bbmri.fi>). The FINBB

(<https://finbb.fi/>) is the coordinator of BBMRI-ERIC operations in Finland. The Finnish biobank data can be accessed through the Fingenious services (<https://site.fingenious.fi/en/>) managed by FINBB. We acknowledge the BBMRI.fi for creating the original biobank map used in Fig. 1a and providing us their permission to use it. Further funding to EV came from the Academy of Finland grants 314639 and 320109.

The FinnGen study is approved by Finnish Institute for Health and Welfare (permit numbers: THL/2031/6.02.00/2017, THL/1101/5.05.00/2017, THL/341/6.02.00/2018, THL/2222/6.02.00/2018, THL/283/6.02.00/2019, THL/1721/5.05.00/2019 and THL/1524/5.05.00/2020), Digital and population data service agency (permit numbers: VRK43431/2017-3, VRK/6909/2018-3, VRK/4415/2019-3), the Social Insurance Institution (permit numbers: KELA 58/522/2017, KELA 131/522/2018, KELA 70/522/2019, KELA 98/522/2019, KELA 134/522/2019, KELA 138/522/2019, KELA 2/522/2020, KELA 16/522/2020), Findata permit numbers THL/2364/14.02/2020, THL/4055/14.06.00/2020, THL/3433/14.06.00/2020, THL/4432/14.06/2020, THL/5189/14.06/2020, THL/5894/14.06.00/2020, THL/6619/14.06.00/2020, THL/209/14.06.00/2021, THL/688/14.06.00/2021, THL/1284/14.06.00/2021, THL/1965/14.06.00/2021, THL/5546/14.02.00/2020, THL/2658/14.06.00/2021, THL/4235/14.06.00/202, Statistics Finland (permit numbers: TK-53-1041-17 and TK/143/07.03.00/2020 (earlier TK-53-90-20) TK/1735/07.03.00/2021, TK/3112/07.03.00/2021) and Finnish Registry for Kidney Diseases permission/extract from the meeting minutes on 4th July 2019. The Biobank Access Decisions for FinnGen samples and data utilized in FinnGen Data Freeze 9 include: THL Biobank BB2017_55, BB2017_111, BB2018_19, BB_2018_34, BB_2018_67, BB2018_71, BB2019_7, BB2019_8, BB2019_26, BB2020_1, Finnish Red Cross Blood Service Biobank 7.12.2017, Helsinki Biobank HUS/359/2017, HUS/248/2020, Auria Biobank AB17-5154 and amendment #1 (August 17 2020), AB20-5926 and amendment #1 (April 23 2020) and it's modification (Sep 22 2021), Biobank Borealis of Northern Finland_2017_1013, Biobank of Eastern Finland 1186/2018 and amendment 22 § /2020, Finnish Clinical Biobank Tampere MH0004 and amendments (21.02.2020 & 06.10.2020), Central Finland Biobank 1-2017, and Terveystalo Biobank STB 2018001 and amendment 25th Aug.

AUTHOR CONTRIBUTIONS

V.J., E.V. and H.R. conceptualized and oversaw the study; V.J., C.S. and E.V. conducted statistical analyses; V.J., J.K., M.H., A.-K.P., A.M., H.K., T.L., V.-M.K., T.I.P., R.K., M.H., S.-K.H., S.K., T.K., M.U., obtained or contributed data or facilitated interactions at participating institutions; M.P. and A.P. consulted on the study protocol and enabled governance interactions; V.J., C.S., E.V. and H.R. wrote and edited the study protocol and manuscript

CONFLICTS

H.R. is a full-time employee of Biogen. A.P. is a member of the Pfizer Genetics Scientific Advisory Panel.

FIGURE LEGENDS

Figure 1 a) Screening and enrollment process for study. AD, Alzheimer’s disease; MCD, mild-cognitive disorder; UEF, University of eastern Finland. **b) New data acquired during study.** CERAD-NB, Consortium to Establish a Registry for Alzheimer’s Disease Neuropsychological Battery; WMS, Wechsler Logical Memory Scale; TMT-A/B, Trail Making Test parts A and B; CDR, clinical dementia rating scale; CDR-SB, CDR sum of boxes; ADCS-ADL, Alzheimer’s Disease Cooperative Study – Activities of Daily Living scale; TELE, telephone assessment for dementia; TICS-m, modified Telephone Interview for Cognitive Status; Abeta-42/40, amyloid beta (A β)1-42/1-40; p-Tau181, phosphorylated-tau181; NFL, neurofilament light chain; GFAP, glial fibrillary acidic protein;

Figure 2 Operationalization of this clinical recall study from FinnGen. CDA, confidentiality agreement; MSA, master services agreement; IRB, institutional review board; DPIA, data protection impact assessment; BB, biobank; MTA, material transfer agreement

Figure 3 Comparison of cognitive testing results across the three platforms utilized in the study. Correlations of **a)** memory, **b)** semantic fluency, **c)** immediate and delayed recall, and **d)** executive function are presented between in-person, computerized, and telephone-based assessments. Scatterplots with 95% confidence intervals (shaded areas) display correlation coefficient r and p -value from Spearman’s rank partial correlation analyses. cCOG, computerized cognitive testing; CERAD-NB, Consortium to Establish a Registry for Alzheimer’s Disease Neuropsychological Battery; MMSE, Mini Mental State Examination; TELE, Telephone assessment for dementia; TICS-m, modified Telephone Interview for Cognitive Status with three learning trials of the 10-word list; TMT-A/B, Trail Making Test parts A and B.

REFERENCES

1. Brookmeyer R, Johnson E, Ziegler-Graham K, Arrighi HM. Forecasting the global burden of Alzheimer's disease. *Alzheimers Dement J Alzheimers Assoc.* 2007;3(3):186–91.
2. Cummings JL, Doody R, Clark C. Disease-modifying therapies for Alzheimer disease: challenges to early intervention. *Neurology.* 2007;69(16):1622–34.
3. Collins R, Balaconis MK, Brunak S, Chen Z, De Silva M, Gaziano JM, et al. Global priorities for large-scale biomarker-based prospective cohorts. *Cell Genomics.* 2022;2(6):100141.
4. Zhou W, Kanai M, Wu KHH, Rasheed H, Tsuo K, Hirbo JB, ym. Global Biobank Meta-analysis Initiative: Powering genetic discovery across human disease. *Cell Genomics.* 2022;2(10):100192.
5. Abul-Husn NS, Kenny EE. Personalized Medicine and the Power of Electronic Health Records. *Cell.* 2019;177(1):58–69.
6. Zeggini E, Gloyn AL, Barton AC, Wain LV. Translational genomics and precision medicine: Moving from the lab to the clinic. *Science.* 2019;365(6460):1409–13.
7. Corbin LJ, Tan VY, Hughes DA, Wade KH, Paul DS, Tansey KE, ym. Formalising recall by genotype as an efficient approach to detailed phenotyping and causal inference. *Nat Commun.* 2018;9(1):711.
8. Sun BB, Kurki MI, Foley CN, Mechakra A, Chen CY, Marshall E, et al. Genetic associations of protein-coding variants in human disease. *Nature.* 2022;603(7899):95–102.
9. Kurki MI, Karjalainen J, Palta P, Sipilä TP, Kristiansson K, Donner K, et al. FinnGen provides genetic insights from a well-phenotyped isolated population. *Nature.* 2023;613(7944):508-518.
10. Morris JC, Edland S, Clark C, Galasko D, Koss E, Mohs R, et al. The consortium to establish a registry for Alzheimer's disease (CERAD). Part IV. Rates of cognitive change in the longitudinal assessment of probable Alzheimer's disease. *Neurology.* 1993;43(12):2457–65.
11. Wechsler, David. WMS-III - Wechsler Memory Scale - 3rd ed. Psykol Kust Oy Hels. 2008.
12. REITAN RM. The relation of the trail making test to organic brain damage. *J Consult Psychol.* 1955;19(5):393–4.
13. Golden C. Stroop Color and Word Test: A Manual for Clinical and Experimental Uses. 1978. Skoelting: Chicago, IL, USA.
14. Rhodius-Meester HFM, Paaanen T, Koikkalainen J, Mahdiani S, Bruun M, Baroni M, et al. cCOG: A web-based cognitive test tool for detecting neurodegenerative disorders. *Alzheimers Dement Amst Neth.* 2020;12(1):e12083.
15. Gatz M, Reynolds CA, John R, Johansson B, Mortimer JA, Pedersen NL. Telephone screening to identify potential dementia cases in a population-based sample of older adults. *Int Psychogeriatr.* 2002;14(3):273–89.
16. Brandt J, Spencer M, Folstein M. The telephone interview for cognitive status. *Cogn Behav Neurol.* 1988;1(2):111–7.

17. Järvenpää T, Rinne JO, Riihinen I, Koskenvuo M, Löppönen M, Hinkka S, et al. Characteristics of two telephone screens for cognitive impairment. *Dement Geriatr Cogn Disord*. 2002;13(3):149–55.
18. Morris JC. The Clinical Dementia Rating (CDR): current version and scoring rules. *Neurology*. 1993;43(11):2412–4.
19. Pedrosa H, De Sa A, Guerreiro M, Maroco J, Simoes MR, Galasko D, et al. Functional evaluation distinguishes MCI patients from healthy elderly people--the ADCS/MCI/ADL scale. *J Nutr Health Aging*. 2010;14(8):703–9.
20. Memory Disorders: Current Care Guidelines. Working group set up by the Finnish Medical Society Duodecim, Societas Gerontologica Fennica, Finnish Geriatric Society, Finnish Psychogeriatric Society and Finnish Society of General Practitioners. Updated 29.1.2021. Accessed 15.1.2023. Available at: www.kaypahoito.fi.
21. Vuoksima E, Palviainen T, Lindgren N, Rinne JO, Kaprio J. Accuracy of Imputation for Apolipoprotein E ϵ Alleles in Genome-Wide Genotyping Data. *JAMA Netw Open*. 2020;3(1):e1919960.
22. McGuire SE, McGuire AL. Don't throw the baby out with the bathwater: enabling a bottom-up approach in genome-wide association studies. *Genome Res*. 2008;18(11):1683–5.
23. Dwivedi OP, Lehtovirta M, Hastoy B, Chandra V, Krentz NAJ, Kleiner S, et al. Loss of ZnT8 function protects against diabetes by enhanced insulin secretion. *Nat Genet*. 2019;51(11):1596–606.
24. Alver M, Palover M, Saar A, Läll K, Zekavat SM, Tõnisson N, et al. Recall by genotype and cascade screening for familial hypercholesterolemia in a population-based biobank from Estonia. *Genet Med Off J Am Coll Med Genet*. 2019;21(5):1173–80.
25. McGregor TL, Hunt KA, Yee E, Mason D, Nioi P, Ticau S, et al. Characterising a healthy adult with a rare HAO1 knockout to support a therapeutic strategy for primary hyperoxaluria. *eLife*. 2020;9:e54363.
26. Milo Rasouly H, Wynn J, Marasa M, Reingold R, Chatterjee D, Kapoor S, et al. Evaluation of the cost and effectiveness of diverse recruitment methods for a genetic screening study. *Genet Med Off J Am Coll Med Genet*. 2019;21(10):2371–80.
27. Bellenguez C, Küçükali F, Jansen IE, Kleindam L, Moreno-Grau S, Amin N, et al. New insights into the genetic etiology of Alzheimer's disease and related dementias. *Nat Genet*. 2022;54(4):412–36.
28. Lindbohm JV, Mars N, Sipilä PN, Singh-Manoux A, Runz H, Livingston G, et al. Immune system-wide Mendelian randomization and triangulation analyses support autoimmunity as a modifiable component in dementia-causing diseases. *Nat Aging*. 2022;2(10):956–72.
29. Rodosthenous RS, Niemi MEK, Kallio L, Perala M, Terho P, Knopp T, et al. Recontacting biobank participants to collect lifestyle, behavioural and cognitive information via online questionnaires: lessons from a pilot study within FinnGen. *BMJ Open*. 2022;12(10):e064695.

30. Albert MS, DeKosky ST, Dickson D, Dubois B, Feldman HH, Fox NC, et al. The diagnosis of mild cognitive impairment due to Alzheimer's disease: recommendations from the National Institute on Aging-Alzheimer's Association workgroups on diagnostic guidelines for Alzheimer's disease. *Alzheimers Dement*. 2011;7(3):270-9. doi: 10.1016/j.jalz.2011.03.008. Epub 2011 Apr 21.
31. Mielke MM, Machulda MM, Hagen CE, Edwards KK, Roberts RO, Pankratz VS, et al. Performance of the CogState computerized battery in the Mayo Clinic Study on Aging. *Alzheimers Dement J Alzheimers Assoc*. 2015;11(11):1367–76.
32. Morrison GE, Simone CM, Ng NF, Hardy JL. Reliability and validity of the NeuroCognitive Performance Test, a web-based neuropsychological assessment. *Front Psychol*. 2015;6:1652.
33. Smith PJ, Need AC, Cirulli ET, Chiba-Falek O, Attix DK. A comparison of the Cambridge Automated Neuropsychological Test Battery (CANTAB) with "traditional" neuropsychological testing instruments. *J Clin Exp Neuropsychol*. 2013;35(3):319–28.
34. Morrison RL, Pei H, Novak G, Kaufer DI, Welsh-Bohmer KA, Ruhmel S, et al. A computerized, self-administered test of verbal episodic memory in elderly patients with mild cognitive impairment and healthy participants: A randomized, crossover, validation study. *Alzheimers Dement Amst Neth*. 2018;10:647–56.
35. Teunissen CE, Verberk IMW, Thijssen EH, Vermunt L, Hansson O, Zetterberg H, et al. Blood-based biomarkers for Alzheimer's disease: towards clinical implementation. *Lancet Neurol*. 2022;21(1):66–77.
36. Simrén J, Leuzy A, Karikari TK, Hye A, Benedet AL, Lantero-Rodriguez J, et al. The diagnostic and prognostic capabilities of plasma biomarkers in Alzheimer's disease. *Alzheimers Dement J Alzheimers Assoc*. 2021;17(7):1145–56.
37. Mars N, Widén E, Kerminen S, Meretoja T, Pirinen M, Della Briotta Parolo P, et al. The role of polygenic risk and susceptibility genes in breast cancer over the course of life. *Nat Commun*. 2020;11(1):6383.
38. Jukarainen S, Kiiskinen T, Kuitunen S, Havulinna AS, Karjalainen J, Cordioli M, et al. Genetic risk factors have a substantial impact on healthy life years. *Nat Med*. 2022;28(9):1893–901.
39. Aisen PS, Jimenez-Maggiora GA, Rafii MS, Walter S, Raman R. Early-stage Alzheimer disease: getting trial-ready. *Nat Rev Neurol*. 2022;18(7):389–99.
40. Lewis ACF, Knoppers BM, Green RC. An international policy on returning genomic research results. *Genome Med*. 2021;13(1):115.

Table 1. Characteristics of the study cohort

	AD (n=15)	MCD (n=12)	p-value
Age, y	73.0 (8.8)	72.5 (8.3)	0.895
Sex, females/males [n]	8/7	5/7	0.830
APOE4 carrier [n]	10	3	0.171
MMSE	24.0 (7.6)	24.1 (6.7)	0.977
In-person tests			
CERAD immediate recall	14.6 (6.6)	15.2 (6.0)	0.812
CERAD delayed recall	4.0 (2.8)	5.0 (2.4)	0.343
TMT-A [s]	84.3 (54.2)	83.6 (35.0)	0.973
TMT-B [s]	178.1 (83.9)	215.2 (83.8)	0.337
Semantic fluency	18.1 (7.3)	18.0 (8.2)	0.963
Computer-based tests			
cCOG immediate recall	13.6 (6.2)	12.6 (5.1)	0.666
cCOG delayed recall	3.5 (3.2)	4.1 (2.8)	0.632
cCOG TMT-A modified [s]	98.8 (74.1)	81.1 (33.6)	0.567
cCOG TMT-B modified [s]	231.6 (87.4)	261.0 (91.6)	0.525
Phone-based tests			
TELE total	15.3 (4.9)	17.2 (4.9)	0.346
TICS-m immediate recall	14.5 (9.6)	14.2 (6.6)	0.927
TICS-m delayed recall	3.8 (4.0)	2.6 (2.4)	0.365
Semantic fluency	15.1 (6.8)	17.2 (6.7)	0.446

Data are given as mean and standard deviation for Alzheimer's disease (AD) and mild cognitive disorder (MCD) groups separately. *APOE4* carrier status was available for 23 (14AD/9MCD) and MMSE, CERAD immediate and delayed recall, cCOG immediate and delayed recall, and in-person verbal fluency data was available for 26 (14AD/12MCD) participants. In-person TMT-A was available for 25 (14AD/11MCD), in-person TMT-B for 20 (11AD/9MCD), cCOG TMT-A for 17 (10AD/7MCD), and cCOG TMT-B for 17 (11AD/6MCD) participants. APOE, Apolipoprotein E, cCOG, computerized cognitive testing; CERAD, Consortium to Establish a Registry for Alzheimer's Disease; MMSE, Mini Mental State Examination; TELE, Telephone assessment for dementia; TICS-m, modified Telephone Interview for Cognitive Status with three learning trials of the 10-word list; TMT-A/B, Trail Making Test parts A and B.

Table 2. Blood-based biomarkers in study participants with Alzheimer’s disease (AD) and mild cognitive disorder (MCD) diagnosis and correlations with cognitive measures

	Aβ42/40	GFAP (pg/ml)	NfL (pg/ml)	pTau-181 (pg/ml)
AD (n=15), Mean (SD) & range	0.055 (.009) 0.035 – 0.071	216.3* (107.7) 57.5 – 433.7	24.6 (15.3) 11.2 – 73.8	3.8* (2.6) 1.2 – 11.7
MCD (n=12), Mean (SD) & range	0.059 (0.011) 0.031 – 0.072	102.8 (39.8) 30.5 – 161.3	17.3 (7.4) 9.2 – 28.1	1.9 (0.9) 0.6 – 3.6
r (p-value) with cognitive screening instruments				
MMSE (n=26)	0.020 (0.923)	-0.146 (0.476)	-0.220 (0.280)	-0.247 (0.223)
TELE (n=27)	0.189 (0.345)	-0.480 (0.011)	-0.587 (0.001)	-0.511 (0.006)
r (p-value) with episodic memory tests (immediate and delayed recall measures)				
CERAD immediate (n=26)	0.156 (0.446)	-0.149 (0.468)	-0.327 (0.103)	-0.202 (0.322)
CERAD delayed (n=26)	0.323 (0.108)	-0.211 (0.300)	-0.190 (0.353)	-0.254 (0.210)
cCOG immediate (n=26)	0.064 (0.757)	-0.178 (0.383)	-0.259 (0.202)	-0.222 (0.276)
cCOG delayed (n=26)	0.195 (0.341)	-0.338 (0.091)	-0.177 (0.387)	-0.300 (0.136)
TICS-m immediate (n=27)	0.051 (0.802)	-0.172 (0.392)	-0.280 (0.158)	-0.394 (0.042)
TICS-m delayed (n=27)	-0.002 (0.994)	-0.091 (0.650)	-0.108 (0.592)	-0.300 (0.129)
r (p-value) with processing speed				
TMT-A (n=24)	0.044 (0.837)	0.281 (0.184)	0.344 (0.099)	0.435 (0.034)
cCOG TMT-A modified (n=15)	0.233 (0.404)	0.020 (0.945)	0.118 (0.675)	0.245 (0.379)
r (p-value) with set-shifting (adjusted for processing speed)				
TMT-B (n=20)	-0.198 (0.402)	0.125 (0.600)	0.095 (0.691)	0.095 (0.691)
cCOG TMT-B modified (n=11)	-0.118 (0.729)	-0.264 (0.433)	-0.327 (0.326)	-0.018 (0.958)
r (p-value) with semantic fluency (SF)				
SF in-person (n=26)	0.031 (0.880)	-0.072 (0.727)	-0.302 (0.134)	-0.088 (0.668)
SF telephone (n=27)	0.188 (0.348)	-0.171 (0.395)	-0.324 (0.100)	-0.281 (0.156)

* Significantly higher value in AD group in comparison to MCD group. Participants with >200 in TMT-A (modified) were excluded from the processing speed and set-shifting correlations. AD, Alzheimer’s disease; Aβ42/40, amyloid beta

42/40 ratio; cCOG, computerized cognitive testing; CERAD, Consortium to Establish a Registry for Alzheimer's Disease; GFAP, glial fibrillary acidic protein; MCD, mild cognitive impairment; MMSE, Mini Mental State Examination; NfL, neurofilament light chain; pTau-181, phosphorylated-tau181; TELE, Telephone assessment for dementia; TICS-m, modified Telephone Interview for Cognitive Status with three learning trials of the 10-word list; SD, standard deviation; TMT-A/B, Trail Making Test parts A and B; VF, verbal fluency.

FinnGen Collaborators

Full Name	Affiliation	E-mail	Role 1	Role 2
Aarno Palotie	Institute for Molecular Medicine Finland (FIMM), HiLIFE, University of Helsinki, Helsinki, Finland; Broad Institute of MIT and Harvard; Massachusetts General Hospital	aarno.palotie@helsinki.fi	Steering Committee	Steering Committee
Mark Daly	Institute for Molecular Medicine Finland (FIMM), HiLIFE, University of Helsinki, Helsinki, Finland; Broad Institute of MIT and Harvard; Massachusetts General Hospital	mark.daly@helsinki.fi	Steering Committee	Steering Committee
Bridget Riley-Gills	Abbvie, Chicago, IL, United States	bridget.rileygillis@abbvie.com	Steering Committee	Pharmaceutical companies
Howard Jacob	Abbvie, Chicago, IL, United States	howard.jacob@abbvie.com	Steering Committee	Pharmaceutical companies
Dirk Paul	Astra Zeneca, Cambridge, United Kingdom	dirk.paul@astrazeneca.com	Steering Committee	Pharmaceutical companies
Athena Matakidou	Astra Zeneca, Cambridge, United Kingdom	athena.x.matakidou@gsk.com	Steering Committee	Pharmaceutical companies
Adam Platt	Astra Zeneca, Cambridge, United Kingdom	adam.platt@astrazeneca.com	Steering Committee	Pharmaceutical companies
Heiko Runz	Biogen, Cambridge, MA, United States	heiko.runz@biogen.com	Steering Committee	Pharmaceutical companies
Sally John	Biogen, Cambridge, MA, United States	sally.john@biogen.com	Steering Committee	Pharmaceutical companies
George Okafo	Boehringer Ingelheim, Ingelheim am Rhein, Germany	george.okafo@boehringer-ingelheim.com	Steering Committee	Pharmaceutical companies
Nathan Lawless	Boehringer Ingelheim, Ingelheim am Rhein, Germany	nathan.lawless@boehringer-ingelheim.com	Steering Committee	Pharmaceutical companies
Heli Salminen-Mankonen	Boehringer Ingelheim, Ingelheim am Rhein, Germany	heli.salminen-mankonen@boehringer-ingelheim.com	Steering Committee	Pharmaceutical companies
Robert Plenge	Bristol Myers Squibb, New York, NY, United States	robert.plenge@bms.com	Steering Committee	Pharmaceutical companies
Joseph Maranville	Bristol Myers Squibb, New York, NY, United States	joseph.maranville@bms.com	Steering Committee	Pharmaceutical companies
Mark McCarthy	Genentech, San Francisco, CA, United States	mccarthy.mark@gene.com	Steering Committee	Pharmaceutical companies
Julie Hunkapiller	Genentech, San Francisco, CA, United States	hunkapiller.julie@gene.com	Steering Committee	Pharmaceutical companies
Margaret G. Ehm	GlaxoSmithKline, Collegeville, PA, United States	meg.g.ehm@gsk.com	Steering Committee	Pharmaceutical companies
Kirsi Auro	GlaxoSmithKline, Espoo, Finland	kirsi.m.auro@gsk.com	Steering Committee	Pharmaceutical companies
Simonne Longerich	Merck, Kenilworth, NJ, United States	simonne.longerich@merck.com	Steering Committee	Pharmaceutical companies
Caroline Fox	Merck, Kenilworth, NJ, United States	caroline.fox@merck.com	Steering Committee	Pharmaceutical companies
Anders Målarstig	Pfizer, New York, NY, United States	anders.malarstig@pfizer.com	Steering Committee	Pharmaceutical companies
Katherine Klinger	Translational Sciences, Sanofi R&D, Framingham, MA, USA	katherine.klinger@sanofi.com	Steering Committee	Pharmaceutical companies
Deepak Rajpal	Translational Sciences, Sanofi R&D, Framingham, MA, USA	deepak.rajpal@sanofi.com	Steering Committee	Pharmaceutical companies
Eric Green	Maze Therapeutics, San Francisco, CA, United States	egreen@mazetx.com	Steering Committee	Pharmaceutical companies

Robert Graham	Maze Therapeutics, San Francisco, CA, United States	rgraham@mazetx.com	Steering Committee	Pharmaceutical companies
Robert Yang	Janssen Biotech, Beerse, Belgium	ryang31@its.jnj.com	Steering Committee	Pharmaceutical companies
Chris O'Donnell	Novartis Institutes for BioMedical Research, Cambridge, MA, United States	chris.odonnell@novartis.com	Steering Committee	Pharmaceutical companies
Tomi P. Mäkelä	HiLIFE, University of Helsinki, Finland, Finland	tomi.makela@helsinki.fi	Steering Committee	University of Helsinki & Biobanks
Jaakko Kaprio	Institute for Molecular Medicine Finland (FIMM), HiLIFE, University of Helsinki, Helsinki, Finland	jaakko.kaprio@helsinki.fi	Steering Committee	University of Helsinki & Biobanks
Petri Virolainen	Auria Biobank / University of Turku / Hospital District of Southwest Finland, Turku, Finland	petri.virolainen@tyks.fi	Steering Committee	University of Helsinki & Biobanks
Antti Hakanen	Auria Biobank / University of Turku / Hospital District of Southwest Finland, Turku, Finland	antti.hakanen@tyks.fi	Steering Committee	University of Helsinki & Biobanks
Terhi Kilpi	THL Biobank / Finnish Institute for Health and Welfare (THL), Helsinki, Finland	terhi.kilpi@thl.fi	Steering Committee	University of Helsinki & Biobanks
Markus Perola	THL Biobank / Finnish Institute for Health and Welfare (THL), Helsinki, Finland	markus.perola@thl.fi	Steering Committee	University of Helsinki & Biobanks
Jukka Partanen	Finnish Red Cross Blood Service / Finnish Hematology Registry and Clinical Biobank, Helsinki, Finland	jukka.partanen@veripalvelu.fi	Steering Committee	University of Helsinki & Biobanks
Anne Pitkäranta	Helsinki Biobank / Helsinki University and Hospital District of Helsinki and Uusimaa, Helsinki	anne.pitkaranta@hus.fi	Steering Committee	University of Helsinki & Biobanks
Taneli Raivio	Helsinki Biobank / Helsinki University and Hospital District of Helsinki and Uusimaa, Helsinki	taneli.raivio@hus.fi	Steering Committee	University of Helsinki & Biobanks
Raisa Serpi	Northern Finland Biobank Borealis / University of Oulu / Northern Ostrobothnia Hospital District, Oulu, Finland	raisa.serpi@ppshp.fi	Steering Committee	University of Helsinki & Biobanks
Tarja Laitinen	Finnish Clinical Biobank Tampere / University of Tampere / Pirkanmaa Hospital District, Tampere, Finland	tarja.laitinen@pshp.fi	Steering Committee	University of Helsinki & Biobanks
Veli-Matti Kosma	Biobank of Eastern Finland / University of Eastern Finland / Northern Savo Hospital District, Kuopio, Finland	veli-matti.kosma@uef.fi	Steering Committee	University of Helsinki & Biobanks
Jari Laukkanen	Central Finland Biobank / University of Jyväskylä / Central Finland Health Care District, Jyväskylä, Finland	jari.laukkanen@ksshp.fi	Steering Committee	University of Helsinki & Biobanks
Marco Hautalahti	FINBB - Finnish biobank cooperative	marco.hautalahti@finbb.fi	Steering Committee	University of Helsinki & Biobanks
Outi Tuovila	Business Finland, Helsinki, Finland	outi.tuovila@businessfinland.fi	Steering Committee	Other Experts/ Non-Voting Members
Raimo Pakkanen	Business Finland, Helsinki, Finland	raimo.pakkanen@businessfinland.fi	Steering Committee	Other Experts/ Non-Voting Members
Jeffrey Waring	Abbvie, Chicago, IL, United States	jeff.waring@abbvie.com	Scientific Committee	Pharmaceutical companies
Bridget Riley-Gillis	Abbvie, Chicago, IL, United States	bridget.rileygillis@abbvie.com	Scientific Committee	Pharmaceutical companies
Fedik Rahimov	Abbvie, Chicago, IL, United States	fedik.rahimov@abbvie.com	Scientific Committee	Pharmaceutical companies
Ioanna Tachmazidou	Astra Zeneca, Cambridge, United Kingdom	ioanna.tachmazidou@astrazeneca.com	Scientific Committee	Pharmaceutical companies
Chia-Yen Chen	Biogen, Cambridge, MA, United States	chiayen.chen@biogen.com	Scientific Committee	Pharmaceutical companies
Heiko Runz	Biogen, Cambridge, MA, United States	heiko.runz@biogen.com	Scientific Committee	Pharmaceutical companies
Zhihao Ding	Boehringer Ingelheim, Ingelheim am Rhein, Germany	zhihao.ding@boehringer-ingelheim.com	Scientific Committee	Pharmaceutical companies

Marc Jung	Boehringer Ingelheim, Ingelheim am Rhein, Germany	marc_oliver.jung@boehringer-ingelheim.com	Scientific Committee	Pharmaceutical companies
Shameek Biswas	Bristol Myers Squibb, New York, NY, United States	Shameek.Biswas@bms.com	Scientific Committee	Pharmaceutical companies
Rion Pendergrass	Genentech, San Francisco, CA, United States	penders2@gene.com	Scientific Committee	Pharmaceutical companies
Julie Hunkapiller	Genentech, San Francisco, CA, United States	hunkapiller.julie@gene.com	Scientific Committee	Pharmaceutical companies
Margaret G. Ehm	GlaxoSmithKline, Collegeville, PA, United States	meg.g.ehm@gsk.com	Scientific Committee	Pharmaceutical companies
David Pulford	GlaxoSmithKline, Stevenage, United Kingdom	david.x.pulford@gsk.com	Scientific Committee	Pharmaceutical companies
Neha Raghavan	Merck, Kenilworth, NJ, United States	neha.raghavan@merck.com	Scientific Committee	Pharmaceutical companies
Adriana Huertas-Vazquez	Merck, Kenilworth, NJ, United States	adriana.huertas.vazquez@merck.com	Scientific Committee	Pharmaceutical companies
Jae-Hoon Sul	Merck, Kenilworth, NJ, United States	jae.hoon.sul@merck.com	Scientific Committee	Pharmaceutical companies
Anders Mälärstig	Pfizer, New York, NY, United States	anders.malarstig@pfizer.com	Scientific Committee	Pharmaceutical companies
Xinli Hu	Pfizer, New York, NY, United States	xinli.hu@pfizer.com	Scientific Committee	Pharmaceutical companies
Katherine Klinger	Translational Sciences, Sanofi R&D, Framingham, MA, USA	katherine.klinger@sanofi.com	Scientific Committee	Pharmaceutical companies
Robert Graham	Maze Therapeutics, San Francisco, CA, United States	rgraham@mazetx.com	Scientific Committee	Pharmaceutical companies
Eric Green	Maze Therapeutics, San Francisco, CA, United States	egreen@mazetx.com	Scientific Committee	Pharmaceutical companies
Sahar Mozaffari	Maze Therapeutics, San Francisco, CA, United States	smozaffari@mazetx.com	Scientific Committee	Pharmaceutical companies
Dawn Waterworth	Janssen Research & Development, LLC, Spring House, PA, United States	dwaterwo@its.jnj.com	Scientific Committee	Pharmaceutical companies
Nicole Renaud	Novartis Institutes for BioMedical Research, Cambridge, MA, United States	nicole.renaud@novartis.com	Scientific Committee	Pharmaceutical companies
Ma'en Obeidat	Novartis Institutes for BioMedical Research, Cambridge, MA, United States	maen.obeidat@novartis.com	Scientific Committee	Pharmaceutical companies
Samuli Ripatti	Institute for Molecular Medicine Finland (FIMM), HiLIFE, University of Helsinki, Helsinki, Finland	samuli.ripatti@helsinki.fi	Scientific Committee	University of Helsinki & Biobanks
Johanna Schleutker	Auria Biobank / Univ. of Turku / Hospital District of Southwest Finland, Turku, Finland	johanna.schleutker@utu.fi	Scientific Committee	University of Helsinki & Biobanks
Markus Perola	THL Biobank / Finnish Institute for Health and Welfare (THL), Helsinki, Finland	markus.perola@thl.fi	Scientific Committee	University of Helsinki & Biobanks
Mikko Arvas	Finnish Red Cross Blood Service / Finnish Hematology Registry and Clinical Biobank, Helsinki, Finland	mikko.arvas@veripalvelu.fi	Scientific Committee	University of Helsinki & Biobanks
Olli Carpén	Helsinki Biobank / Helsinki University and Hospital District of Helsinki and Uusimaa, Helsinki	olli.carpén@helsinki.fi	Scientific Committee	University of Helsinki & Biobanks
Reetta Hinttala	Northern Finland Biobank Borealis / University of Oulu / Northern Ostrobothnia Hospital District, Oulu, Finland	reetta.hinttala@oulu.fi	Scientific Committee	University of Helsinki & Biobanks
Johannes Kettunen	Northern Finland Biobank Borealis / University of Oulu / Northern Ostrobothnia Hospital District, Oulu, Finland	johannes.kettunen@oulu.fi	Scientific Committee	University of Helsinki & Biobanks
Arto Mannermaa	Biobank of Eastern Finland / University of Eastern Finland / Northern Savo Hospital District, Kuopio, Finland	arto.mannermaa@uef.fi	Scientific Committee	University of Helsinki & Biobanks

Katriina Aalto-Setälä	Faculty of Medicine and Health Technology, Tampere University, Tampere, Finland	katriina.aalto-setala@tuni.fi	Scientific Committee	University of Helsinki & Biobanks
Mika Kähönen	Finnish Clinical Biobank Tampere / University of Tampere / Pirkanmaa Hospital District, Tampere, Finland	mika.kahonen@uta.fi	Scientific Committee	University of Helsinki & Biobanks
Jari Laukkanen	Central Finland Biobank / University of Jyväskylä / Central Finland Health Care District, Jyväskylä, Finland	jari.laukkanen@ksshp.fi	Scientific Committee	University of Helsinki & Biobanks
Johanna Mäkelä	FINBB - Finnish biobank cooperative	johanna.makela@finbb.fi	Scientific Committee	University of Helsinki & Biobanks
Reetta Kälviäinen	Northern Savo Hospital District, Kuopio, Finland	reetta.kalviainen@kuh.fi	Clinical Groups	Neurology Group
Valtteri Julkunen	Northern Savo Hospital District, Kuopio, Finland	valtteri.julkunen@kuh.fi	Clinical Groups	Neurology Group
Hilkka Soinen	Northern Savo Hospital District, Kuopio, Finland	hilkka.soininen@uef.fi	Clinical Groups	Neurology Group
Anne Remes	Northern Ostrobothnia Hospital District, Oulu, Finland	anne.remes@oulu.fi	Clinical Groups	Neurology Group
Mikko Hiltunen	University of Eastern Finland, Kuopio, Finland	mikko.hiltunen@uef.fi	Clinical Groups	Neurology Group
Jukka Peltola	Pirkanmaa Hospital District, Tampere, Finland	jukka.peltola@pshp.fi	Clinical Groups	Neurology Group
Minna Raivio	Hospital District of Helsinki and Uusimaa, Helsinki, Finland	minna.raivio@geri.fi	Clinical Groups	Neurology Group
Pentti Tienari	Hospital District of Helsinki and Uusimaa, Helsinki, Finland	pentti.tienari@hus.fi	Clinical Groups	Neurology Group
Juha Rinne	Hospital District of Southwest Finland, Turku, Finland	juha.rinne@tyks.fi	Clinical Groups	Neurology Group
Roosa Kallionpää	Hospital District of Southwest Finland, Turku, Finland	roosa.kallionpaa@tyks.fi	Clinical Groups	Neurology Group
Juulia Partanen	Institute for Molecular Medicine Finland, HiLIFE, University of Helsinki, Finland	juulia.partanen@helsinki.fi	Clinical Groups	Neurology Group
Ali Abbasi	Abbvie, Chicago, IL, United States	ali.abbasi@abbvie.com	Clinical Groups	Neurology Group
Adam Ziemann	Abbvie, Chicago, IL, United States	adam.ziemann@abbvie.com	Clinical Groups	Neurology Group
Nizar Smaoui	Abbvie, Chicago, IL, United States	nizar.smaoui@abbvie.com	Clinical Groups	Neurology Group
Anne Lehtonen	Abbvie, Chicago, IL, United States	anne.lehtonen@abbvie.com	Clinical Groups	Neurology Group
Susan Eaton	Biogen, Cambridge, MA, United States	susan.eaton@biogen.com	Clinical Groups	Neurology Group
Heiko Runz	Biogen, Cambridge, MA, United States	heiko.runz@biogen.com	Clinical Groups	Neurology Group
Sanni Lahdenperä	Biogen, Cambridge, MA, United States	sanni.lahdenpera@biogen.com	Clinical Groups	Neurology Group
Shameek Biswas	Bristol Myers Squibb, New York, NY, United States	shameek.biswas@bms.com	Clinical Groups	Neurology Group
Julie Hunkapiller	Genentech, San Francisco, CA, United States	hunkapiller.julie@gene.com	Clinical Groups	Neurology Group
Natalie Bowers	Genentech, San Francisco, CA, United States	bowersn1@gene.com	Clinical Groups	Neurology Group
Edmond Teng	Genentech, San Francisco, CA, United States	teng.edmond@gene.com	Clinical Groups	Neurology Group
Rion Pendergrass	Genentech, San Francisco, CA, United States	penders2@gene.com	Clinical Groups	Neurology Group
Fanli Xu	GlaxoSmithKline, Brentford, United Kingdom	chun-fang.2.xu@gsk.com	Clinical Groups	Neurology Group
David Pulford	GlaxoSmithKline, Stevenage, United Kingdom	david.x.pulford@gsk.com	Clinical Groups	Neurology Group
Kirsi Auro	GlaxoSmithKline, Espoo, Finland	kirsi.m.auro@gsk.com	Clinical Groups	Neurology Group
Laura Addis	GlaxoSmithKline, Brentford, United Kingdom	laura.x.addis@gsk.com	Clinical Groups	Neurology Group
John Eicher	GlaxoSmithKline, Brentford, United Kingdom	john.d.eicher@gsk.com	Clinical Groups	Neurology Group
Qingqin S Li	Janssen Research & Development, LLC, Titusville, NJ 08560, United States	QLi2@its.jnj.com	Clinical Groups	Neurology Group
Karen He	Janssen Research & Development, LLC, Spring House, PA, United States	khe2@its.jnj.com	Clinical Groups	Neurology Group
Ekaterina Khramtsova	Janssen Research & Development, LLC, Spring House, PA, United States	ekhramts@its.jnj.com	Clinical Groups	Neurology Group
Neha Raghavan	Merck, Kenilworth, NJ, United States	neha.raghavan@merck.com	Clinical Groups	Neurology Group

Martti Färkkilä	Hospital District of Helsinki and Uusimaa, Helsinki, Finland	martti.farkkila@hus.fi	Clinical Groups	Gastroenterology Group
Jukka Koskela	Hospital District of Helsinki and Uusimaa, Helsinki, Finland	jukka.koskela@helsinki.fi	Clinical Groups	Gastroenterology Group
Sampsa Pikkarainen	Hospital District of Helsinki and Uusimaa, Helsinki, Finland	samps.pikkarainen@hus.fi	Clinical Groups	Gastroenterology Group
Airi Jussila	Pirkanmaa Hospital District, Tampere, Finland	airi.jussila@pshp.fi	Clinical Groups	Gastroenterology Group
Katri Kaukinen	Pirkanmaa Hospital District, Tampere, Finland	katri.kaukinen@tuni.fi	Clinical Groups	Gastroenterology Group
Timo Blomster	Northern Ostrobothnia Hospital District, Oulu, Finland	timo.blomster@ppshp.fi	Clinical Groups	Gastroenterology Group
Mikko Kiviniemi	Northern Savo Hospital District, Kuopio, Finland	mikko.kiviniemi@kuh.fi	Clinical Groups	Gastroenterology Group
Markku Voutilainen	Hospital District of Southwest Finland, Turku, Finland	markku.voutilainen@tyks.fi	Clinical Groups	Gastroenterology Group
Mark Daly	Institute for Molecular Medicine, Finland (FIMM), HiLIFE, University of Helsinki, Helsinki, Finland; Broad Institute of MIT and Harvard; Massachusetts General Hospital	mark.daly@helsinki.fi	Clinical Groups	Gastroenterology Group
Ali Abbasi	Abbvie, Chicago, IL, United States	ali.abbasi@abbvie.com	Clinical Groups	Gastroenterology Group
Jeffrey Waring	Abbvie, Chicago, IL, United States	jeff.waring@abbvie.com	Clinical Groups	Gastroenterology Group
Nizar Smaoui	Abbvie, Chicago, IL, United States	nizar.smaoui@abbvie.com	Clinical Groups	Gastroenterology Group
Fedik Rahimov	Abbvie, Chicago, IL, United States	fedik.rahimov@abbvie.com	Clinical Groups	Gastroenterology Group
Anne Lehtonen	Abbvie, Chicago, IL, United States	anne.lehtonen@abbvie.com	Clinical Groups	Gastroenterology Group
Tim Lu	Genentech, San Francisco, CA, United States	lut8@gene.com	Clinical Groups	Gastroenterology Group
Natalie Bowers	Genentech, San Francisco, CA, United States	bowersn1@gene.com	Clinical Groups	Gastroenterology Group
Rion Pendergrass	Genentech, San Francisco, CA, United States	penders2@gene.com	Clinical Groups	Gastroenterology Group
Linda McCarthy	GlaxoSmithKline, Brentford, United Kingdom	linda.c.mccarthy@gsk.com	Clinical Groups	Gastroenterology Group
Amy Hart	Janssen Research & Development, LLC, Spring House, PA, United States	ahart13@its.jnj.com	Clinical Groups	Gastroenterology Group
Meijian Guan	Janssen Research & Development, LLC, Spring House, PA, United States	mguan4@its.jnj.com	Clinical Groups	Gastroenterology Group
Jason Miller	Merck, Kenilworth, NJ, United States	jason.miller4@merck.com	Clinical Groups	Gastroenterology Group
Kirsi Kalpala	Pfizer, New York, NY, United States	kirsi.kalpala@pfizer.com	Clinical Groups	Gastroenterology Group
Melissa Miller	Pfizer, New York, NY, United States	melissa.r.miller@pfizer.com	Clinical Groups	Gastroenterology Group
Xinli Hu	Pfizer, New York, NY, United States	xinli.hu@pfizer.com	Clinical Groups	Gastroenterology Group
Kari Eklund	Hospital District of Helsinki and Uusimaa, Helsinki, Finland	kari eklund@hus.fi	Clinical Groups	Rheumatology Group
Antti Palomäki	Hospital District of Southwest Finland, Turku, Finland	ajpalo@utu.fi	Clinical Groups	Rheumatology Group
Pia Isomäki	Pirkanmaa Hospital District, Tampere, Finland	pia.isomaki@pshp.fi	Clinical Groups	Rheumatology Group

Laura Pirilä	Hospital District of Southwest Finland, Turku, Finland	laura.pirila@fimnet.fi,laura.pirila@tyks.fi	Clinical Groups	Rheumatology Group
Oili Kaipiainen-Seppänen	Northern Savo Hospital District, Kuopio, Finland	oili.kaipiainen-seppanen@kuh.fi	Clinical Groups	Rheumatology Group
Johanna Huhtakangas	Northern Ostrobothnia Hospital District, Oulu, Finland	johanna.huhtakangas@kuh.fi	Clinical Groups	Rheumatology Group
Nina Mars	Institute for Molecular Medicine Finland (FIMM), HiLIFE, University of Helsinki, Helsinki, Finland	nina.mars@helsinki.fi	Clinical Groups	Rheumatology Group
Ali Abbasi	Abbvie, Chicago, IL, United States	ali.abbasi@abbvie.com	Clinical Groups	Rheumatology Group
Jeffrey Waring	Abbvie, Chicago, IL, United States	jeff.waring@abbvie.com	Clinical Groups	Rheumatology Group
Fedik Rahimov	Abbvie, Chicago, IL, United States	fedik.rahimov@abbvie.com	Clinical Groups	Rheumatology Group
Apinya Lertratanakul	Abbvie, Chicago, IL, United States	apinya.lertratanakul@abbvie.com	Clinical Groups	Rheumatology Group
Nizar Smaoui	Abbvie, Chicago, IL, United States	nizar.smaoui@abbvie.com	Clinical Groups	Rheumatology Group
Anne Lehtonen	Abbvie, Chicago, IL, United States	anne.lehtonen@abbvie.com	Clinical Groups	Rheumatology Group
Marla Hochfeld	Bristol Myers Squibb, New York, NY, United States	mhochfeld@celgene.com	Clinical Groups	Rheumatology Group
Natalie Bowers	Genentech, San Francisco, CA, United States	bowersn1@gene.com	Clinical Groups	Rheumatology Group
Rion Pendergrass	Genentech, San Francisco, CA, United States	penders2@gene.com	Clinical Groups	Rheumatology Group
Jorge Esparza Gordillo	GlaxoSmithKline, Brentford, United Kingdom	jorge.x.esparza-gordillo@gsk.com	Clinical Groups	Rheumatology Group
Kirsi Auro	GlaxoSmithKline, Espoo, Finland	kirsi.m.auro@gsk.com	Clinical Groups	Rheumatology Group
Dawn Waterworth	Janssen Research & Development, LLC, Spring House, PA, United States	dwaterwo@its.jnj.com	Clinical Groups	Rheumatology Group
Fabiana Farias	Merck, Kenilworth, NJ, United States	fabiana.farias@merck.com	Clinical Groups	Rheumatology Group
Kirsi Kalpala	Pfizer, New York, NY, United States	kirsi.kalpala@pfizer.com	Clinical Groups	Rheumatology Group
Nan Bing	Pfizer, New York, NY, United States	nan.bing@pfizer.com	Clinical Groups	Rheumatology Group
Xinli Hu	Pfizer, New York, NY, United States	xinli.hu@pfizer.com	Clinical Groups	Rheumatology Group
Tarja Laitinen	Pirkanmaa Hospital District, Tampere, Finland	tarja.laitinen@pshp.fi	Clinical Groups	Pulmonology Group
Margit Pelkonen	Northern Savo Hospital District, Kuopio, Finland	margit.pelkonen@kuh.fi	Clinical Groups	Pulmonology Group
Paula Kauppi	Hospital District of Helsinki and Uusimaa, Helsinki, Finland	paula.kauppi@hus.fi	Clinical Groups	Pulmonology Group
Hannu Kankaanranta	University of Gothenburg, Gothenburg, Sweden/ Seinäjoki Central Hospital, Seinäjoki, Finland/ Tampere University, Tampere, Finland	hannu.kankaanranta@tuni.fi	Clinical Groups	Pulmonology Group
Terttu Harju	Northern Ostrobothnia Hospital District, Oulu, Finland	terttu.harju@oulu.fi	Clinical Groups	Pulmonology Group
Riitta Lahesmaa	Hospital District of Southwest Finland, Turku, Finland	rilahes@utu.fi	Clinical Groups	Pulmonology Group
Nizar Smaoui	Abbvie, Chicago, IL, United States	nizar.smaoui@abbvie.com	Clinical Groups	Pulmonology Group
Glenda Lassi	Astra Zeneca, Cambridge, United Kingdom	glenda.lassi@astrazeneca.com	Clinical Groups	Pulmonology Group
Susan Eaton	Biogen, Cambridge, MA, United States	susan.eaton@biogen.com	Clinical Groups	Pulmonology Group
Hubert Chen	Genentech, San Francisco, CA, United States	chenh37@gene.com	Clinical Groups	Pulmonology Group
Rion Pendergrass	Genentech, San Francisco, CA, United States	penders2@gene.com	Clinical Groups	Pulmonology Group
Natalie Bowers	Genentech, San Francisco, CA, United States	bowersn1@gene.com	Clinical Groups	Pulmonology Group
Joanna Betts	GlaxoSmithKline, Brentford, United Kingdom	joanna.c.betts@gsk.com	Clinical Groups	Pulmonology Group
Kirsi Auro	GlaxoSmithKline, Espoo, Finland	kirsi.m.auro@gsk.com	Clinical Groups	Pulmonology Group
Rajashree Mishra	GlaxoSmithKline, Brentford, United Kingdom	rajashree.x.mishra@gsk.com	Clinical Groups	Pulmonology Group
Majd Mouded	Novartis, Basel, Switzerland	majd.mouded@novartis.com	Clinical Groups	Pulmonology Group
Debby Ngo	Novartis, Basel, Switzerland	debby.ngo@novartis.com	Clinical Groups	Pulmonology Group

Teemu Niiranen	Finnish Institute for Health and Welfare (THL), Helsinki, Finland	teemu.niiranen@thl.fi	Clinical Groups	Cardiometabolic Diseases Group
Felix Vaura	Finnish Institute for Health and Welfare (THL), Helsinki, Finland	fechva@utu.fi	Clinical Groups	Cardiometabolic Diseases Group
Veikko Salomaa	Finnish Institute for Health and Welfare (THL), Helsinki, Finland	veikko.salomaa@thl.fi	Clinical Groups	Cardiometabolic Diseases Group
Kaj Metsärinne	Hospital District of Southwest Finland, Turku, Finland	kaj.metsarinne@tyks.fi	Clinical Groups	Cardiometabolic Diseases Group
Jenni Aittokallio	Hospital District of Southwest Finland, Turku, Finland	jemato@utu.fi	Clinical Groups	Cardiometabolic Diseases Group
Mika Kähönen	Pirkanmaa Hospital District, Tampere, Finland	mika.kahonen@uta.fi	Clinical Groups	Cardiometabolic Diseases Group
Jussi Hernesniemi	Pirkanmaa Hospital District, Tampere, Finland	jussi.hernesniemi@tuni.fi	Clinical Groups	Cardiometabolic Diseases Group
Daniel Gordin	Hospital District of Helsinki and Uusimaa, Helsinki, Finland	daniel.gordin@hus.fi	Clinical Groups	Cardiometabolic Diseases Group
Juha Sinisalo	Hospital District of Helsinki and Uusimaa, Helsinki, Finland	juha.sinisalo@hus.fi	Clinical Groups	Cardiometabolic Diseases Group
Marja-Riitta Taskinen	Hospital District of Helsinki and Uusimaa, Helsinki, Finland	marja-riitta.taskinen@helsinki.fi	Clinical Groups	Cardiometabolic Diseases Group
Tiinamaija Tuomi	Hospital District of Helsinki and Uusimaa, Helsinki, Finland	tiinamaija.tuomi@hus.fi	Clinical Groups	Cardiometabolic Diseases Group
Timo Hiltunen	Hospital District of Helsinki and Uusimaa, Helsinki, Finland	timo.hiltunen@hus.fi	Clinical Groups	Cardiometabolic Diseases Group
Jari Laukkanen	Central Finland Health Care District, Jyväskylä, Finland	jari.laukkanen@ksshp.fi	Clinical Groups	Cardiometabolic Diseases Group
Amanda Elliott	Institute for Molecular Medicine Finland (FIMM), HiLIFE, University of Helsinki, Helsinki, Finland; Broad Institute, Cambridge, MA, USA and Massachusetts General Hospital, Boston, MA, USA	aelliott@broadinstitute.org	Clinical Groups	Cardiometabolic Diseases Group
Mary Pat Reeve	Institute for Molecular Medicine Finland (FIMM), HiLIFE, University of Helsinki, Helsinki, Finland	mary.reeve@helsinki.fi	Clinical Groups	Cardiometabolic Diseases Group
Sanni Ruotsalainen	Institute for Molecular Medicine Finland (FIMM), HiLIFE, University of Helsinki, Helsinki, Finland	sanni.ruotsalainen@helsinki.fi	Clinical Groups	Cardiometabolic Diseases Group
Benjamin Challis	Astra Zeneca, Cambridge, United Kingdom	benjamin.challis@astrazeneca.com	Clinical Groups	Cardiometabolic Diseases Group
Dirk Paul	Astra Zeneca, Cambridge, United Kingdom	dirk.paul@astrazeneca.com	Clinical Groups	Cardiometabolic Diseases Group
Julie Hunkapiller	Genentech, San Francisco, CA, United States	hunkapiller.julie@gene.com	Clinical Groups	Cardiometabolic Diseases Group
Natalie Bowers	Genentech, San Francisco, CA, United States	bowersn1@gene.com	Clinical Groups	Cardiometabolic Diseases Group
Rion Pendergrass	Genentech, San Francisco, CA, United States	penders2@gene.com	Clinical Groups	Cardiometabolic Diseases Group
Audrey Chu	GlaxoSmithKline, Brentford, United Kingdom	audrey.y.chu@gsk.com	Clinical Groups	Cardiometabolic Diseases Group
Kirsi Auro	GlaxoSmithKline, Espoo, Finland	kirsi.m.auro@gsk.com	Clinical Groups	Cardiometabolic Diseases Group
Dermot Reilly	Janssen Research & Development, LLC, Boston, MA, United States	dreill11@its.jnj.com	Clinical Groups	Cardiometabolic Diseases Group
Mike Mendelson	Novartis, Boston, MA, United States	mike.mendelson@novartis.com	Clinical Groups	Cardiometabolic Diseases Group
Jaakko Parkkinen	Pfizer, New York, NY, United States	jaakko.parkkinen@pfizer.com	Clinical Groups	Cardiometabolic Diseases Group
Melissa Miller	Pfizer, New York, NY, United States	melissa.r.miller@pfizer.com	Clinical Groups	Cardiometabolic Diseases Group

Tuomo Meretoja	Hospital District of Helsinki and Uusimaa, Helsinki, Finland	tuomo.meretoja@hus.fi	Clinical Groups	Oncology Group
Heikki Joensuu	Hospital District of Helsinki and Uusimaa, Helsinki, Finland	heikki.joensuu@hus.fi	Clinical Groups	Oncology Group
Olli Carpén	Hospital District of Helsinki and Uusimaa, Helsinki, Finland	olli.carpén@helsinki.fi	Clinical Groups	Oncology Group
Johanna Mattson	Hospital District of Helsinki and Uusimaa, Helsinki, Finland	johanna.mattson@hus.fi	Clinical Groups	Oncology Group
Eveliina Salminen	Hospital District of Helsinki and Uusimaa, Helsinki, Finland	eveliina.e.salminen@hus.fi	Clinical Groups	Oncology Group
Annika Auranen	Pirkanmaa Hospital District , Tampere, Finland	anaura@utu.fi	Clinical Groups	Oncology Group
Peeter Karihtala	Northern Ostrobothnia Hospital District, Oulu, Finland	peeter.karihtala@oulu.fi	Clinical Groups	Oncology Group
Päivi Auvinen	Northern Savo Hospital District, Kuopio, Finland	paivi.auvinen@kuh.fi	Clinical Groups	Oncology Group
Klaus Elenius	Hospital District of Southwest Finland, Turku, Finland	klaus.elenius@utu.fi	Clinical Groups	Oncology Group
Johanna Schleutker	Hospital District of Southwest Finland, Turku, Finland	johanna.schleutker@utu.fi	Clinical Groups	Oncology Group
Esa Pitkänen	Institute for Molecular Medicine Finland (FIMM), HiLIFE, University of Helsinki, Helsinki, Finland	esa.pitkanen@helsinki.fi	Clinical Groups	Oncology Group
Nina Mars	Institute for Molecular Medicine Finland (FIMM), HiLIFE, University of Helsinki, Helsinki, Finland	nina.mars@helsinki.fi	Clinical Groups	Oncology Group
Mark Daly	Institute for Molecular Medicine Finland (FIMM), HiLIFE, University of Helsinki, Helsinki, Finland; Broad Institute of MIT and Harvard; Massachusetts General Hospital	mark.daly@helsinki.fi	Clinical Groups	Oncology Group
Relja Popovic	Abbvie, Chicago, IL, United States	relja.popovic@abbvie.com	Clinical Groups	Oncology Group
Jeffrey Waring	Abbvie, Chicago, IL, United States	jeff.waring@abbvie.com	Clinical Groups	Oncology Group
Bridget Riley-Gillis	Abbvie, Chicago, IL, United States	bridget.rileygillis@abbvie.com	Clinical Groups	Oncology Group
Anne Lehtonen	Abbvie, Chicago, IL, United States	anne.lehtonen@abbvie.com	Clinical Groups	Oncology Group
Jennifer Schutzman	Genentech, San Francisco, CA, United States	schutzman.jennifer@gene.com	Clinical Groups	Oncology Group
Julie Hunkapiller	Genentech, San Francisco, CA, United States	hunkapiller.julie@gene.com	Clinical Groups	Oncology Group
Natalie Bowers	Genentech, San Francisco, CA, United States	bowersn1@gene.com	Clinical Groups	Oncology Group
Rion Pendergrass	Genentech, San Francisco, CA, United States	penders2@gene.com	Clinical Groups	Oncology Group
Diptee Kulkarni	GlaxoSmithKline, Brentford, United Kingdom	diptee.a.kulkarni@gsk.com	Clinical Groups	Oncology Group
Kirsi Auro	GlaxoSmithKline, Espoo, Finland	kirsi.m.auro@gsk.com	Clinical Groups	Oncology Group
Alessandro Porello	Janssen Research & Development, LLC, Spring House, PA, United States	APorell@ITS.JNJ.com	Clinical Groups	Oncology Group
Andrey Loboda	Merck, Kenilworth, NJ, United States	andrey_loboda@merck.com	Clinical Groups	Oncology Group
Heli Lehtonen	Pfizer, New York, NY, United States	heli.lehtonen@pfizer.com	Clinical Groups	Oncology Group
Stefan McDonough	Pfizer, New York, NY, United States	stefan.McDonough@pfizer.com	Clinical Groups	Oncology Group
Sauli Vuoti	Janssen-Cilag Oy, Espoo, Finland	svuoti@its.jnj.com	Clinical Groups	Oncology Group
Kai Kaarniranta	Northern Savo Hospital District, Kuopio, Finland	kai.kaarniranta@uef.fi	Clinical Groups	Ophthalmology Group
Joni A Turunen	Helsinki University Hospital and University of Helsinki, Helsinki, Finland; Eye Genetics Group, Folkhälsan Research Center, Helsinki, Finland	joni.turunen@helsinki.fi	Clinical Groups	Ophthalmology Group
Terhi Ollila	Hospital District of Helsinki and Uusimaa, Helsinki, Finland	terhi.ollila@hus.fi	Clinical Groups	Ophthalmology Group
Hannu Uusitalo	Pirkanmaa Hospital District, Tampere, Finland	hannu.uusitalo@tuni.fi	Clinical Groups	Ophthalmology Group
Juha Karjalainen	Institute for Molecular Medicine Finland (FIMM), HiLIFE, University of Helsinki, Helsinki, Finland	juha.karjalainen@helsinki.fi	Clinical Groups	Ophthalmology Group

Esa Pitkänen	Institute for Molecular Medicine Finland (FIMM), HiLIFE, University of Helsinki, Helsinki, Finland	esa.pitkanen@helsinki.fi	Clinical Groups	Ophthalmology Group
Mengzhen Liu	Abbvie, Chicago, IL, United States	mengzhen.liu@abbvie.com	Clinical Groups	Ophthalmology Group
Heiko Runz	Biogen, Cambridge, MA, United States	heiko.runz@biogen.com	Clinical Groups	Ophthalmology Group
Stephanie Loomis	Biogen, Cambridge, MA, United States	stephanie.loomis@biogen.com	Clinical Groups	Ophthalmology Group
Erich Strauss	Genentech, San Francisco, CA, United States	strauss.erich@gene.com	Clinical Groups	Ophthalmology Group
Natalie Bowers	Genentech, San Francisco, CA, United States	bowersn1@gene.com	Clinical Groups	Ophthalmology Group
Hao Chen	Genentech, San Francisco, CA, United States	haoc@gene.com	Clinical Groups	Ophthalmology Group
Rion Pendergrass	Genentech, San Francisco, CA, United States	penders2@gene.com	Clinical Groups	Ophthalmology Group
Kaisa Tasanen	Northern Ostrobothnia Hospital District, Oulu, Finland	kaisa.tasanen-maatta@oulu.fi	Clinical Groups	Dermatology Group
Laura Huilaja	Northern Ostrobothnia Hospital District, Oulu, Finland	laura.huilaja@oulu.fi	Clinical Groups	Dermatology Group
Katariina Hannula-Jouppi	Hospital District of Helsinki and Uusimaa, Helsinki, Finland	katariina.hannula-jouppi@hus.fi	Clinical Groups	Dermatology Group
Teea Salmi	Pirkanmaa Hospital District, Tampere, Finland	teea.salmi@pshp.fi	Clinical Groups	Dermatology Group
Sirkku Peltonen	Hospital District of Southwest Finland, Turku, Finland	sipelto@utu.fi	Clinical Groups	Dermatology Group
Leena Koulu	Hospital District of Southwest Finland, Turku, Finland	leena.koulu@tyks.fi	Clinical Groups	Dermatology Group
Nizar Smaoui	Abbvie, Chicago, IL, United States	nizar.smaoui@abbvie.com	Clinical Groups	Dermatology Group
Fedik Rahimov	Abbvie, Chicago, IL, United States	fedik.rahimov@abbvie.com	Clinical Groups	Dermatology Group
Anne Lehtonen	Abbvie, Chicago, IL, United States	anne.lehtonen@abbvie.com	Clinical Groups	Dermatology Group
David Choy	Genentech, San Francisco, CA, United States	choy.david@gene.com	Clinical Groups	Dermatology Group
Rion Pendergrass	Genentech, San Francisco, CA, United States	penders2@gene.com	Clinical Groups	Dermatology Group
Dawn Waterworth	Janssen Research & Development, LLC, Spring House, PA, United States	dwaterwo@its.jnj.com	Clinical Groups	Dermatology Group
Kirsi Kalpala	Pfizer, New York, NY, United States	kirsi.kalpala@pfizer.com	Clinical Groups	Dermatology Group
Ying Wu	Pfizer, New York, NY, United States	ying.wu3@pfizer.com	Clinical Groups	Dermatology Group
Pirkko Pussinen	Hospital District of Helsinki and Uusimaa, Helsinki, Finland	pirkko.pussinen@helsinki.fi	Clinical Groups	Odontology Group
Aino Salminen	Hospital District of Helsinki and Uusimaa, Helsinki, Finland	aino.m.salminen@helsinki.fi	Clinical Groups	Odontology Group
Tuula Salo	Hospital District of Helsinki and Uusimaa, Helsinki, Finland	tuula.salo@helsinki.fi	Clinical Groups	Odontology Group
David Rice	Hospital District of Helsinki and Uusimaa, Helsinki, Finland	david.rice@helsinki.fi	Clinical Groups	Odontology Group
Pekka Nieminen	Hospital District of Helsinki and Uusimaa, Helsinki, Finland	pekka.nieminen@helsinki.fi	Clinical Groups	Odontology Group
Ulla Palotie	Hospital District of Helsinki and Uusimaa, Helsinki, Finland	ulla.palotie@helsinki.fi	Clinical Groups	Odontology Group
Maria Siponen	Northern Savo Hospital District, Kuopio, Finland	maria.siponen@uef.fi	Clinical Groups	Odontology Group
Liisa Suominen	Northern Savo Hospital District, Kuopio, Finland	liisa.suominen@uef.fi	Clinical Groups	Odontology Group
Päivi Mäntylä	Northern Savo Hospital District, Kuopio, Finland	paivi.mantyla@uef.fi	Clinical Groups	Odontology Group
Ulvi Gursoy	Hospital District of Southwest Finland, Turku, Finland	ulvi.gursoy@utu.fi	Clinical Groups	Odontology Group
Vuokko Anttonen	Northern Ostrobothnia Hospital District, Oulu, Finland	vuokko.anttonen@oulu.fi	Clinical Groups	Odontology Group
Kirsi Sipilä	Research Unit of Oral Health Sciences Faculty of Medicine, University of Oulu, Oulu, Finland; Medical Research Center, Oulu, Oulu University Hospital and University of Oulu, Oulu, Finland	kirsi.sipila@oulu.fi	Clinical Groups	Odontology Group
Rion Pendergrass	Genentech, San Francisco, CA, United States	pendergross.sarah@gene.com	Clinical Groups	Odontology Group

Hannele Laivuori	Institute for Molecular Medicine Finland (FIMM), HiLIFE, University of Helsinki, Helsinki, Finland	hannele.laivuori@helsinki.fi	Clinical Groups	Women's Health and Reproduction Group
Venla Kurra	Pirkanmaa Hospital District, Tampere, Finland	venla.kurra@tuni.fi	Clinical Groups	Women's Health and Reproduction Group
Laura Kotaniemi-Talonen	Pirkanmaa Hospital District, Tampere, Finland	laura.kotaniemi-talonen@tuni.fi	Clinical Groups	Women's Health and Reproduction Group
Oskari Heikinheimo	Hospital District of Helsinki and Uusimaa, Helsinki, Finland	oskari.heikinheimo@helsinki.fi	Clinical Groups	Women's Health and Reproduction Group
Ilkka Kalliala	Hospital District of Helsinki and Uusimaa, Helsinki, Finland	ilkka.kalliala@hus.fi	Clinical Groups	Women's Health and Reproduction Group
Lauri Aaltonen	Hospital District of Helsinki and Uusimaa, Helsinki, Finland	lauri.aaltonen@helsinki.fi	Clinical Groups	Women's Health and Reproduction Group
Varpu Jokimaa	Hospital District of Southwest Finland, Turku, Finland	varpu.jokimaa@utu.fi	Clinical Groups	Women's Health and Reproduction Group
Johannes Kettunen	Northern Ostrobothnia Hospital District, Oulu, Finland	Johannes.Kettunen@oulu.fi	Clinical Groups	Women's Health and Reproduction Group
Marja Väärasmäki	Northern Ostrobothnia Hospital District, Oulu, Finland	marja.vaarasmaki@oulu.fi	Clinical Groups	Women's Health and Reproduction Group
Outi Uimari	Northern Ostrobothnia Hospital District, Oulu, Finland	outi.uimari@oulu.fi	Clinical Groups	Women's Health and Reproduction Group
Laure Morin-Papunen	Northern Ostrobothnia Hospital District, Oulu, Finland	lmp@cc.oulu.fi	Clinical Groups	Women's Health and Reproduction Group
Maarit Niinimäki	Northern Ostrobothnia Hospital District, Oulu, Finland	maarit.niinimaki@oulu.fi	Clinical Groups	Women's Health and Reproduction Group
Terhi Pilttonen	Northern Ostrobothnia Hospital District, Oulu, Finland	terhi.pilttonen@oulu.fi	Clinical Groups	Women's Health and Reproduction Group
Katja Kivinen	Institute for Molecular Medicine Finland (FIMM), HiLIFE, University of Helsinki, Helsinki, Finland	katja.kivinen@helsinki.fi	Clinical Groups	Women's Health and Reproduction Group
Elisabeth Widen	Institute for Molecular Medicine Finland (FIMM), HiLIFE, University of Helsinki, Helsinki, Finland	elisabeth.widen@helsinki.fi	Clinical Groups	Women's Health and Reproduction Group
Taru Tukiainen	Institute for Molecular Medicine Finland (FIMM), HiLIFE, University of Helsinki, Helsinki, Finland	taru.tukiainen@helsinki.fi	Clinical Groups	Women's Health and Reproduction Group
Mary Pat Reeve	Institute for Molecular Medicine Finland (FIMM), HiLIFE, University of Helsinki, Helsinki, Finland	mary.reeve@helsinki.fi	Clinical Groups	Women's Health and Reproduction Group
Mark Daly	Institute for Molecular Medicine Finland (FIMM), HiLIFE, University of Helsinki, Helsinki, Finland; Broad Institute of MIT and Harvard; Massachusetts General Hospital	mark.daly@helsinki.fi	Clinical Groups	Women's Health and Reproduction Group
Niko Välimäki	University of Helsinki, Helsinki, Finland	niko.valimaki@helsinki.fi	Clinical Groups	Women's Health and Reproduction Group
Eija Laakkonen	University of Jyväskylä, Jyväskylä, Finland	eija.k.laakkonen@jyu.fi	Clinical Groups	Women's Health and Reproduction Group
Jaakko Tyrmi	University of Oulu, Oulu, Finland / University of Tampere, Tampere, Finland	jaakko.tyrmi@oulu.fi	Clinical Groups	Women's Health and Reproduction Group
Heidi Silven	University of Oulu, Oulu, Finland	heidi.silven@student.oulu.fi	Clinical Groups	Women's Health and Reproduction Group
Eeva Sliz	University of Oulu, Oulu, Finland	eeva.sliz@oulu.fi	Clinical Groups	Women's Health and Reproduction Group
Riikka Arffman	University of Oulu, Oulu, Finland	riikka.arffman@oulu.fi	Clinical Groups	Women's Health and Reproduction Group
Susanna Savukoski	University of Oulu, Oulu, Finland	susanna.savukoski@oulu.fi	Clinical Groups	Women's Health and Reproduction Group
Triin Laisk	Estonian biobank, Tartu, Estonia	triin.laisk@ut.ee	Clinical Groups	Women's Health and Reproduction Group
Natalia Pujol	Estonian biobank, Tartu, Estonia	natalia.pujolgualdo@oulu.fi	Clinical Groups	Women's Health and Reproduction Group

Mengzhen Liu	Abbvie, Chicago, IL, United States	mengzhen.liu@abbvie.com	Clinical Groups	Women's Health and Reproduction Group
Bridget Riley-Gillis	Abbvie, Chicago, IL, United States	bridget.rileygillis@abbvie.com	Clinical Groups	Women's Health and Reproduction Group
Rion Pendergrass	Genentech, San Francisco, CA, United States	penders2@gene.com	Clinical Groups	Women's Health and Reproduction Group
Janet Kumar	GlaxoSmithKline, Collegeville, PA, United States	janet.x.kumar@gsk.com	Clinical Groups	Women's Health and Reproduction Group
Kirsi Auro	GlaxoSmithKline, Espoo, Finland	kirsi.m.auro@gsk.com	Clinical Groups	Women's Health and Reproduction Group
Iiris Hovatta	University of Helsinki, Finland	iiris.hovatta@helsinki.fi	Clinical Groups	Depression group
Chia-Yen Chen	Biogen, Cambridge, MA, United States	chiayen.chen@biogen.com	Clinical Groups	Depression group
Erkki Isometsä	Hospital District of Helsinki and Uusimaa, Helsinki, Finland	erkki.isometsa@hus.fi	Clinical Groups	Depression group
Hanna Ollila	Institute for Molecular Medicine Finland (FIMM), HiLIFE, University of Helsinki, Helsinki, Finland	hanna.m.ollila@helsinki.fi	Clinical Groups	Depression group
Jaana Suvisaari	Finnish Institute for Health and Welfare (THL), Helsinki, Finland	jaana.suvisaari@thl.fi	Clinical Groups	Depression group
Thomas Damm Als	Aarhus University, Denmark	tda@biomed.au.dk	Clinical Groups	Depression group
Antti Mäkitie	Department of Otorhinolaryngology - Head and Neck Surgery, University of Helsinki and Helsinki University Hospital, Helsinki, Finland	antti.makitie@helsinki.fi	Clinical Groups	ENT (ear, nose and throat) Group
Argyro Bizaki-Vallaskangas	Pirkanmaa Hospital District, Tampere, Finland	argyro.bizaki-vallaskangas@tuni.fi	Clinical Groups	ENT (ear, nose and throat) Group
Sanna Toppila-Salmi	University of Helsinki, Finland	sanna.salmi@helsinki.fi	Clinical Groups	ENT (ear, nose and throat) Group
Tytti Willberg	Hospital District of Southwest Finland, Turku, Finland	tytti.willberg@tyks.fi	Clinical Groups	ENT (ear, nose and throat) Group
Elmo Saarentaus	Institute for Molecular Medicine Finland (FIMM), HiLIFE, University of Helsinki, Helsinki, Finland	elmo.saarentaus@helsinki.fi	Clinical Groups	ENT (ear, nose and throat) Group
Antti Aarnisalo	Hospital District of Helsinki and Uusimaa, Helsinki, Finland	antti.aarnisalo@hus.fi	Clinical Groups	ENT (ear, nose and throat) Group
Eveliina Salminen	Hospital District of Helsinki and Uusimaa, Helsinki, Finland	eveliina.e.salminen@hus.fi	Clinical Groups	ENT (ear, nose and throat) Group
Elisa Rahikkala	Northern Ostrobothnia Hospital District, Oulu, Finland	elisa.rahikkala@ppshp.fi	Clinical Groups	ENT (ear, nose and throat) Group
Johannes Kettunen	Northern Ostrobothnia Hospital District, Oulu, Finland	johannes.kettunen@oulu.fi	Clinical Groups	ENT (ear, nose and throat) Group
Kristiina Aittomäki	Department of Medical Genetics, Helsinki University Central Hospital, Helsinki, Finland	kristiina.aittomaki@helsinki.fi	Clinical Groups	POI (premature ovarian failure) Group
Fredrik Åberg	Transplantation and Liver Surgery Clinic, Helsinki University Hospital, Helsinki University, Helsinki, Finland	fredrik.aberg@helsinki.fi	Clinical Groups	LiverScore Group
Mitja Kurki	Institute for Molecular Medicine Finland (FIMM), HiLIFE, University of Helsinki, Helsinki, Finland; Broad Institute, Cambridge, MA, United States	mkurki@broadinstitute.org	FinnGen Analysis working group	FinnGen Analysis working group
Samuli Ripatti	Institute for Molecular Medicine Finland (FIMM), HiLIFE, University of Helsinki, Helsinki, Finland	samuli.ripatti@helsinki.fi	FinnGen Analysis working group	FinnGen Analysis working group
Mark Daly	Institute for Molecular Medicine, Finland (FIMM), HiLIFE, University of Helsinki, Helsinki, Finland; Broad Institute of MIT and Harvard; Massachusetts General Hospital	mark.daly@helsinki.fi	FinnGen Analysis working group	FinnGen Analysis working group
Juha Karjalainen	Institute for Molecular Medicine Finland (FIMM), HiLIFE, University of Helsinki, Helsinki, Finland	juha.karjalainen@helsinki.fi	FinnGen Analysis working group	FinnGen Analysis working group
Aki Havulinna	Institute for Molecular Medicine Finland (FIMM), HiLIFE, University of Helsinki, Helsinki, Finland;	aki.havulinna@helsinki.fi	FinnGen Analysis working group	FinnGen Analysis working group

	Finnish Institute for Health and Welfare (THL), Helsinki, Finland			
Juha Mehtonen	Institute for Molecular Medicine Finland (FIMM), HiLIFE, University of Helsinki, Helsinki, Finland	juha.mehtonen@helsinki.fi	FinnGen Analysis working group	FinnGen Analysis working group
Priit Palta	Institute for Molecular Medicine Finland (FIMM), HiLIFE, University of Helsinki, Helsinki, Finland	priit.palta@helsinki.fi	FinnGen Analysis working group	FinnGen Analysis working group
Shabbeer Hassan	Institute for Molecular Medicine Finland (FIMM), HiLIFE, University of Helsinki, Helsinki, Finland	shabbeer.hassan@helsinki.fi	FinnGen Analysis working group	FinnGen Analysis working group
Pietro Della Briotta Parolo	Institute for Molecular Medicine Finland (FIMM), HiLIFE, University of Helsinki, Helsinki, Finland	pietro.dellabriottaparolo@helsinki.fi	FinnGen Analysis working group	FinnGen Analysis working group
Wei Zhou	Broad Institute, Cambridge, MA, United States	wzhou@broadinstitute.org	FinnGen Analysis working group	FinnGen Analysis working group
Mutaamba Maasha	Broad Institute, Cambridge, MA, United States	mmaasha@broadinstitute.org	FinnGen Analysis working group	FinnGen Analysis working group
Shabbeer Hassan	Institute for Molecular Medicine Finland (FIMM), HiLIFE, University of Helsinki, Helsinki, Finland	shabbeer.hassan@helsinki.fi	FinnGen Analysis working group	FinnGen Analysis working group
Susanna Lemmelä	Institute for Molecular Medicine Finland (FIMM), HiLIFE, University of Helsinki, Helsinki, Finland	susanna.lemmela@helsinki.fi	FinnGen Analysis working group	FinnGen Analysis working group
Manuel Rivas	University of Stanford, Stanford, CA, United States	mrivas@stanford.edu	FinnGen Analysis working group	FinnGen Analysis working group
Mari E. Niemi	Institute for Molecular Medicine Finland (FIMM), HiLIFE, University of Helsinki, Helsinki, Finland	mari.e.niemi@helsinki.fi	FinnGen Analysis working group	FinnGen Analysis working group
Aarno Palotie	Institute for Molecular Medicine Finland (FIMM), HiLIFE, University of Helsinki, Helsinki, Finland	aarno.palotie@helsinki.fi	FinnGen Analysis working group	FinnGen Analysis working group
Aoxing Liu	Institute for Molecular Medicine Finland (FIMM), HiLIFE, University of Helsinki, Helsinki, Finland	aoxing.liu@helsinki.fi	FinnGen Analysis working group	FinnGen Analysis working group
Arto Lehisto	Institute for Molecular Medicine Finland (FIMM), HiLIFE, University of Helsinki, Helsinki, Finland	arto.lehisto@helsinki.fi	FinnGen Analysis working group	FinnGen Analysis working group
Andrea Ganna	Institute for Molecular Medicine Finland (FIMM), HiLIFE, University of Helsinki, Helsinki, Finland	aganna@broadinstitute.org	FinnGen Analysis working group	FinnGen Analysis working group
Vincent Llorens	Institute for Molecular Medicine Finland (FIMM), HiLIFE, University of Helsinki, Helsinki, Finland	vincent.llorens@helsinki.fi	FinnGen Analysis working group	FinnGen Analysis working group
Hannele Laivuori	Institute for Molecular Medicine Finland (FIMM), HiLIFE, University of Helsinki, Helsinki, Finland	hannele.laivuori@helsinki.fi	FinnGen Analysis working group	FinnGen Analysis working group
Taru Tukiainen	Institute for Molecular Medicine Finland (FIMM), HiLIFE, University of Helsinki, Helsinki, Finland	taru.tukiainen@helsinki.fi	FinnGen Analysis working group	FinnGen Analysis working group
Mary Pat Reeve	Institute for Molecular Medicine Finland (FIMM), HiLIFE, University of Helsinki, Helsinki, Finland	mary.reeve@helsinki.fi	FinnGen Analysis working group	FinnGen Analysis working group
Henrike Heyne	Institute for Molecular Medicine Finland (FIMM), HiLIFE, University of Helsinki, Helsinki, Finland	hheyne@broadinstitute.org	FinnGen Analysis working group	FinnGen Analysis working group
Nina Mars	Institute for Molecular Medicine Finland (FIMM), HiLIFE, University of Helsinki, Helsinki, Finland	nina.mars@helsinki.fi	FinnGen Analysis working group	FinnGen Analysis working group
Joel Rämö	Institute for Molecular Medicine Finland (FIMM), HiLIFE, University of Helsinki, Helsinki, Finland	joel.ramo@helsinki.fi	FinnGen Analysis working group	FinnGen Analysis working group
Elmo Saarentaus	Institute for Molecular Medicine Finland (FIMM), HiLIFE, University of Helsinki, Helsinki, Finland	elmo.saarentaus@helsinki.fi	FinnGen Analysis working group	FinnGen Analysis working group
Hanna Ollila	Institute for Molecular Medicine Finland (FIMM), HiLIFE, University of Helsinki, Helsinki, Finland	hanna.m.ollila@helsinki.fi	FinnGen Analysis working group	FinnGen Analysis working group
Rodos Rodosthenous	Institute for Molecular Medicine Finland (FIMM), HiLIFE, University of Helsinki, Helsinki, Finland	rodos.rodosthenous@helsinki.fi	FinnGen Analysis working group	FinnGen Analysis working group
Satu Strausz	Institute for Molecular Medicine Finland (FIMM), HiLIFE, University of Helsinki, Helsinki, Finland	satu.strausz@helsinki.fi	FinnGen Analysis working group	FinnGen Analysis working group
Tuula Palotie	University of Helsinki and Hospital District of Helsinki and Uusimaa, Helsinki, Finland	tuula.palotie@helsinki.fi	FinnGen Analysis working group	FinnGen Analysis working group
Kimmo Palin	University of Helsinki, Helsinki, Finland	kimmo.palin@helsinki.fi	FinnGen Analysis working group	FinnGen Analysis working group

Javier Garcia-Tabuenca	University of Tampere, Tampere, Finland	javier.graciatabuenca@tuni.fi	FinnGen Analysis working group	FinnGen Analysis working group
Harri Siirtola	University of Tampere, Tampere, Finland	harri.siirtola@tuni.fi	FinnGen Analysis working group	FinnGen Analysis working group
Tuomo Kiiskinen	Institute for Molecular Medicine Finland (FIMM), HiLIFE, University of Helsinki, Helsinki, Finland	tuomo.kiiskinen@helsinki.fi	FinnGen Analysis working group	FinnGen Analysis working group
Jiwoo Lee	Institute for Molecular Medicine Finland (FIMM), HiLIFE, University of Helsinki, Helsinki, Finland; Broad Institute, Cambridge, MA, United States	jiwoo.lee@helsinki.fi	FinnGen Analysis working group	FinnGen Analysis working group
Kristin Tsuo	Institute for Molecular Medicine Finland (FIMM), HiLIFE, University of Helsinki, Helsinki, Finland; Broad Institute, Cambridge, MA, United States	kristintsuo@fas.harvard.edu	FinnGen Analysis working group	FinnGen Analysis working group
Amanda Elliott	Institute for Molecular Medicine Finland (FIMM), HiLIFE, University of Helsinki, Helsinki, Finland; Broad Institute, Cambridge, MA, USA and Massachusetts General Hospital, Boston, MA, USA	aelliott@broadinstitute.org	FinnGen Analysis working group	FinnGen Analysis working group
Kati Kristiansson	THL Biobank / Finnish Institute for Health and Welfare (THL), Helsinki, Finland	kati.kristiansson@thl.fi	FinnGen Analysis working group	FinnGen Analysis working group
Mikko Arvas	Finnish Red Cross Blood Service / Finnish Hematology Registry and Clinical Biobank, Helsinki, Finland	mikko.arvas@veripalvelu.fi	FinnGen Analysis working group	FinnGen Analysis working group
Kati Hyvärinen	Finnish Red Cross Blood Service, Helsinki, Finland	kati.hyvarinen@veripalvelu.fi	FinnGen Analysis working group	FinnGen Analysis working group
Jarmo Ritari	Finnish Red Cross Blood Service, Helsinki, Finland	jarmo.ritari@veripalvelu.fi	FinnGen Analysis working group	FinnGen Analysis working group
Olli Carpén	Helsinki Biobank / Helsinki University and Hospital District of Helsinki and Uusimaa, Helsinki	olli.carpén@helsinki.fi	FinnGen Analysis working group	FinnGen Analysis working group
Johannes Kettunen	Northern Finland Biobank Borealis / University of Oulu / Northern Ostrobothnia Hospital District, Oulu, Finland	johannes.kettunen@oulu.fi	FinnGen Analysis working group	FinnGen Analysis working group
Katri Pylkäs	University of Oulu, Oulu, Finland	katri.pylkas@oulu.fi	FinnGen Analysis working group	FinnGen Analysis working group
Eeva Sliz	University of Oulu, Oulu, Finland	eeva.sliz@oulu.fi	FinnGen Analysis working group	FinnGen Analysis working group
Minna Karjalainen	University of Oulu, Oulu, Finland	minna.k.karjalainen@oulu.fi	FinnGen Analysis working group	FinnGen Analysis working group
Tuomo Mantere	Northern Finland Biobank Borealis / University of Oulu / Northern Ostrobothnia Hospital District, Oulu, Finland	tuomo.mantere@oulu.fi	FinnGen Analysis working group	FinnGen Analysis working group
Eeva Kangasniemi	Finnish Clinical Biobank Tampere / University of Tampere / Pirkanmaa Hospital District, Tampere, Finland	eeva.kangasniemi@pshp.fi	FinnGen Analysis working group	FinnGen Analysis working group
Sami Heikkinen	University of Eastern Finland, Kuopio, Finland	sami.heikkinen@uef.fi	FinnGen Analysis working group	FinnGen Analysis working group
Arto Mannermaa	Biobank of Eastern Finland / University of Eastern Finland / Northern Savo Hospital District, Kuopio, Finland	arto.mannermaa@uef.fi	FinnGen Analysis working group	FinnGen Analysis working group
Eija Laakkonen	University of Jyväskylä, Jyväskylä, Finland	eija.k.laakkonen@jyu.fi	FinnGen Analysis working group	FinnGen Analysis working group
Nina Pitkänen	Auria Biobank / University of Turku / Hospital District of Southwest Finland, Turku, Finland	Niina.Pitkanen@tyks.fi	FinnGen Analysis working group	FinnGen Analysis working group
Samuel Lessard	Translational Sciences, Sanofi R&D, Framingham, MA, USA	samuel.lessard@sanofi.com	FinnGen Analysis working group	FinnGen Analysis working group
Clément Chatelain	Translational Sciences, Sanofi R&D, Framingham, MA, USA	clement.chatelain@sanofi.com	FinnGen Analysis working group	FinnGen Analysis working group
Perttu Terho	Auria Biobank / University of Turku / Hospital District of Southwest Finland, Turku, Finland	perttu.terho@tyks.fi	Biobank directors	Biobank directors

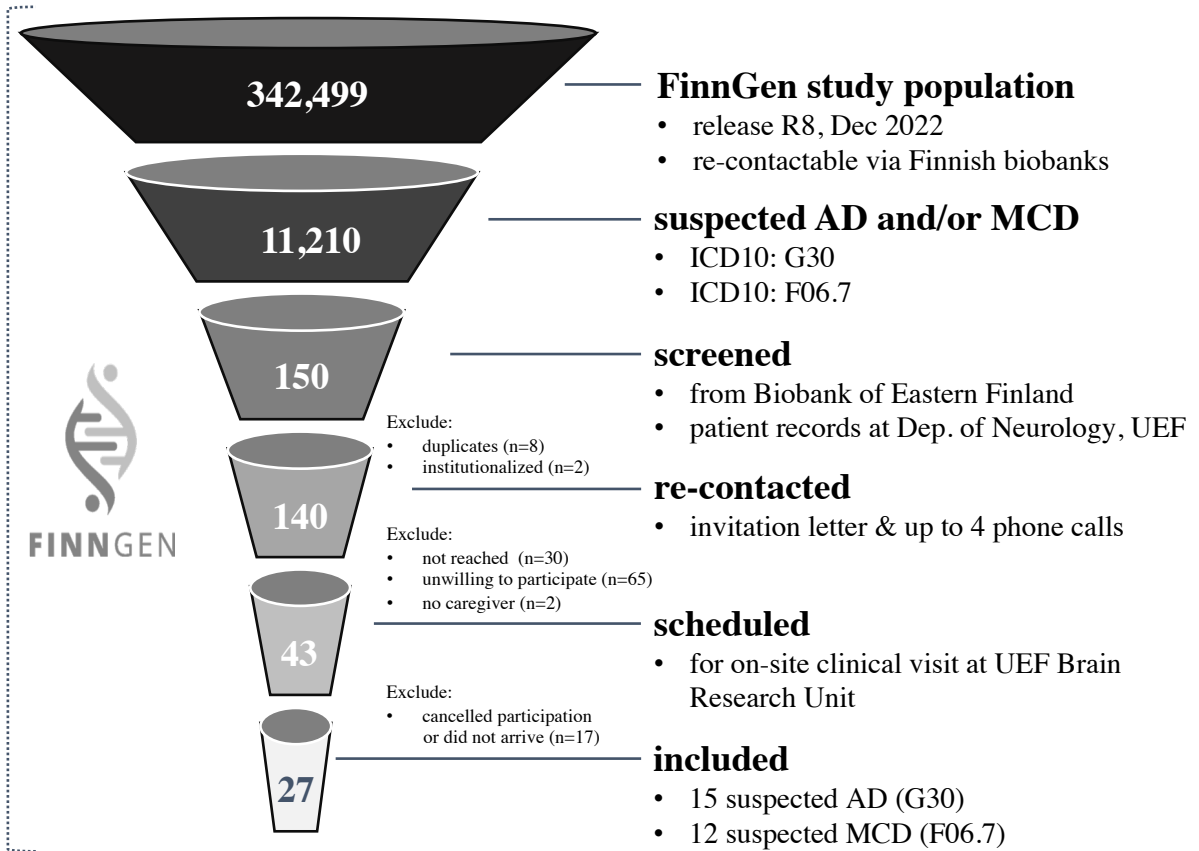
Sirpa Soini	THL Biobank / Finnish Institute for Health and Welfare (THL), Helsinki, Finland	sirpa.soini@thl.fi	Biobank directors	Biobank directors
Jukka Partanen	Finnish Red Cross Blood Service / Finnish Hematology Registry and Clinical Biobank, Helsinki, Finland	jukka.partanen@veripalvelu.fi	Biobank directors	Biobank directors
Eero Punkka	Helsinki Biobank / Helsinki University and Hospital District of Helsinki and Uusimaa, Helsinki	eero.punkka@hus.fi	Biobank directors	Biobank directors
Raisa Serpi	Northern Finland Biobank Borealis / University of Oulu / Northern Ostrobothnia Hospital District, Oulu, Finland	raisa.serpi@ppshp.fi	Biobank directors	Biobank directors
Sanna Siltanen	Finnish Clinical Biobank Tampere / University of Tampere / Pirkanmaa Hospital District, Tampere, Finland	sanna.siltanen@pshp.fi	Biobank directors	Biobank directors
Veli-Matti Kosma	Biobank of Eastern Finland / University of Eastern Finland / Northern Savo Hospital District, Kuopio, Finland	veli-matti.kosma@uef.fi	Biobank directors	Biobank directors
Teijo Kuopio	Central Finland Biobank / University of Jyväskylä / Central Finland Health Care District, Jyväskylä, Finland	teijo.kuopio@ksshp.fi	Biobank directors	Biobank directors
Anu Jalanko	Institute for Molecular Medicine Finland (FIMM), HiLIFE, University of Helsinki, Helsinki, Finland	anu.jalanko@helsinki.fi	FinnGen Teams	Administration
Huei-Yi Shen	Institute for Molecular Medicine Finland (FIMM), HiLIFE, University of Helsinki, Helsinki, Finland	huei-yi.shen@helsinki.fi	FinnGen Teams	Administration
Risto Kajanne	Institute for Molecular Medicine Finland (FIMM), HiLIFE, University of Helsinki, Helsinki, Finland	risto.kajanne@helsinki.fi	FinnGen Teams	Administration
Mervi Aavikko	Institute for Molecular Medicine Finland (FIMM), HiLIFE, University of Helsinki, Helsinki, Finland	mervi.aavikko@helsinki.fi	FinnGen Teams	Administration
Henna Palin	Finnish Clinical Biobank Tampere / University of Tampere / Pirkanmaa Hospital District, Tampere, Finland	henna.palin@pshp.fi	FinnGen Teams	Administration
Malla-Maria Linna	Helsinki Biobank / Helsinki University and Hospital District of Helsinki and Uusimaa, Helsinki	malla-maria.linna@hus.fi	FinnGen Teams	Administration
Mitja Kurki	Institute for Molecular Medicine Finland (FIMM), HiLIFE, University of Helsinki, Helsinki, Finland; Broad Institute, Cambridge, MA, United States	mkurki@broadinstitute.org	FinnGen Teams	Analysis
Juha Karjalainen	Institute for Molecular Medicine Finland (FIMM), HiLIFE, University of Helsinki, Helsinki, Finland	juha.karjalainen@helsinki.fi	FinnGen Teams	Analysis
Pietro Della Briotta Parolo	Institute for Molecular Medicine Finland (FIMM), HiLIFE, University of Helsinki, Helsinki, Finland	pietro.dellabriottaparolo@helsinki.fi	FinnGen Teams	Analysis
Arto Lehisto	Institute for Molecular Medicine Finland (FIMM), HiLIFE, University of Helsinki, Helsinki, Finland	arto.lehisto@helsinki.fi	FinnGen Teams	Analysis
Juha Mehtonen	Institute for Molecular Medicine Finland (FIMM), HiLIFE, University of Helsinki, Helsinki, Finland	juha.mehtonen@helsinki.fi	FinnGen Teams	Analysis
Wei Zhou	Broad Institute, Cambridge, MA, United States	wzhou@broadinstitute.org	FinnGen Teams	Analysis
Masahiro Kanai	Broad Institute, Cambridge, MA, United States	mkanai@broadinstitute.org	FinnGen Teams	Analysis
Mutaamba Maasha	Broad Institute, Cambridge, MA, United States	mmaasha@broadinstitute.org	FinnGen Teams	Analysis
Hannele Laivuori	Institute for Molecular Medicine Finland (FIMM), HiLIFE, University of Helsinki, Helsinki, Finland	hannele.laivuori@helsinki.fi	FinnGen Teams	Clinical Endpoint Development
Aki Havulinna	Institute for Molecular Medicine Finland (FIMM), HiLIFE, University of Helsinki, Helsinki, Finland; Finnish Institute for Health and Welfare (THL), Helsinki, Finland	aki.havulinna@helsinki.fi	FinnGen Teams	Clinical Endpoint Development
Susanna Lemmelä	Institute for Molecular Medicine Finland (FIMM), HiLIFE, University of Helsinki, Helsinki, Finland	susanna.lemmela@helsinki.fi	FinnGen Teams	Clinical Endpoint Development
Tuomo Kiiskinen	Institute for Molecular Medicine Finland (FIMM), HiLIFE, University of Helsinki, Helsinki, Finland	tuomo.kiiskinen@helsinki.fi	FinnGen Teams	Clinical Endpoint Development

L. Elisa Lahtela	Institute for Molecular Medicine Finland (FIMM), HiLIFE, University of Helsinki, Helsinki, Finland	laura.lahtela@helsinki.fi	FinnGen Teams	Clinical Endpoint Development
Mari Kaunisto	Institute for Molecular Medicine Finland (FIMM), HiLIFE, University of Helsinki, Helsinki, Finland	mari.kaunisto@helsinki.fi	FinnGen Teams	Communication
Elina Kilpeläinen	Institute for Molecular Medicine Finland (FIMM), HiLIFE, University of Helsinki, Helsinki, Finland	elina.kilpelainen@helsinki.fi	FinnGen Teams	E-Science
Timo P. Sipilä	Institute for Molecular Medicine Finland (FIMM), HiLIFE, University of Helsinki, Helsinki, Finland	timo.p.sipila@helsinki.fi	FinnGen Teams	E-Science
Oluwaseun Alexander Dada	Institute for Molecular Medicine Finland (FIMM), HiLIFE, University of Helsinki, Helsinki, Finland	alexander.dada@helsinki.fi	FinnGen Teams	E-Science
Awaisa Ghazal	Institute for Molecular Medicine Finland (FIMM), HiLIFE, University of Helsinki, Helsinki, Finland	awaisa.ghazal@helsinki.fi	FinnGen Teams	E-Science
Anastasia Kytölä	Institute for Molecular Medicine Finland (FIMM), HiLIFE, University of Helsinki, Helsinki, Finland	anastasia.shcherban@helsinki.fi	FinnGen Teams	E-Science
Rigbe Weldatsadik	Institute for Molecular Medicine Finland (FIMM), HiLIFE, University of Helsinki, Helsinki, Finland	rigbe.weldatsadik@helsinki.fi	FinnGen Teams	E-Science
Sanni Ruotsalainen	Institute for Molecular Medicine Finland (FIMM), HiLIFE, University of Helsinki, Helsinki, Finland	sanni.ruotsalainen@helsinki.fi	FinnGen Teams	E-Science
Kati Donner	Institute for Molecular Medicine Finland (FIMM), HiLIFE, University of Helsinki, Helsinki, Finland	kati.donner@helsinki.fi	FinnGen Teams	Genotyping
Timo P. Sipilä	Institute for Molecular Medicine Finland (FIMM), HiLIFE, University of Helsinki, Helsinki, Finland	timo.p.sipila@helsinki.fi	FinnGen Teams	Genotyping
Anu Loukola	Helsinki Biobank / Helsinki University and Hospital District of Helsinki and Uusimaa, Helsinki	anu.loukola@hus.fi	FinnGen Teams	Sample Collection Coordination
Päivi Laiho	THL Biobank / Finnish Institute for Health and Welfare (THL), Helsinki, Finland	paivi.laiho@thl.fi	FinnGen Teams	Sample Logistics
Tuuli Sistonen	THL Biobank / Finnish Institute for Health and Welfare (THL), Helsinki, Finland	tuuli.sistonen@thl.fi	FinnGen Teams	Sample Logistics
Essi Kaiharju	THL Biobank / Finnish Institute for Health and Welfare (THL), Helsinki, Finland	essi.kaiharju@thl.fi	FinnGen Teams	Sample Logistics
Markku Laukkanen	THL Biobank / Finnish Institute for Health and Welfare (THL), Helsinki, Finland	markku.laukkanen@thl.fi	FinnGen Teams	Sample Logistics
Elina Järvensivu	THL Biobank / Finnish Institute for Health and Welfare (THL), Helsinki, Finland	elina.jarvensivu@thl.fi	FinnGen Teams	Sample Logistics
Sini Lähteenmäki	THL Biobank / Finnish Institute for Health and Welfare (THL), Helsinki, Finland	sini.lahteenmaki@thl.fi	FinnGen Teams	Sample Logistics
Lotta Männikkö	THL Biobank / Finnish Institute for Health and Welfare (THL), Helsinki, Finland	lotta.mannikko@thl.fi	FinnGen Teams	Sample Logistics
Regis Wong	THL Biobank / Finnish Institute for Health and Welfare (THL), Helsinki, Finland	regis.wong@thl.fi	FinnGen Teams	Sample Logistics
Auli Toivola	THL Biobank / Finnish Institute for Health and Welfare (THL), Helsinki, Finland	auli.toivola@thl.fi	FinnGen Teams	Sample Logistics
Minna Brunfeldt	THL Biobank / Finnish Institute for Health and Welfare (THL), Helsinki, Finland	minna.brunfeldt@thl.fi	FinnGen Teams	Registry Data Operations
Hannele Mattsson	THL Biobank / Finnish Institute for Health and Welfare (THL), Helsinki, Finland	hannele.mattsson@thl.fi	FinnGen Teams	Registry Data Operations
Kati Kristiansson	THL Biobank / Finnish Institute for Health and Welfare (THL), Helsinki, Finland	kati.kristiansson@thl.fi	FinnGen Teams	Registry Data Operations
Susanna Lemmelä	Institute for Molecular Medicine Finland (FIMM), HiLIFE, University of Helsinki, Helsinki, Finland	susanna.lemmela@helsinki.fi	FinnGen Teams	Registry Data Operations
Sami Koskelainen	THL Biobank / Finnish Institute for Health and Welfare (THL), Helsinki, Finland	sami.koskelainen@thl.fi	FinnGen Teams	Registry Data Operations
Tero Hiekkalinna	THL Biobank / Finnish Institute for Health and Welfare (THL), Helsinki, Finland	tero.hiekkalinna@helsinki.fi	FinnGen Teams	Registry Data Operations

Teemu Paajanen	THL Biobank / Finnish Institute for Health and Welfare (THL), Helsinki, Finland	teemu.paajanen@thl.fi	FinnGen Teams	Registry Operations Data
Priit Palta	Institute for Molecular Medicine Finland (FIMM), HiLIFE, University of Helsinki, Helsinki, Finland	priit.palta@helsinki.fi	FinnGen Teams	Sequencing Informatics
Kalle Pärn	Institute for Molecular Medicine Finland (FIMM), HiLIFE, University of Helsinki, Helsinki, Finland	kalle.parn@helsinki.fi	FinnGen Teams	Sequencing Informatics
Mart Kals	Institute for Molecular Medicine Finland (FIMM), HiLIFE, University of Helsinki, Helsinki, Finland	mart.kals@helsinki.fi	FinnGen Teams	Sequencing Informatics
Shuang Luo	Institute for Molecular Medicine Finland (FIMM), HiLIFE, University of Helsinki, Helsinki, Finland	shuang.luo@helsinki.fi	FinnGen Teams	Sequencing Informatics
Tarja Laitinen	Pirkanmaa Hospital District, Tampere, Finland	tarja.laitinen@pshp.fi	FinnGen Teams	Trajectory
Mary Pat Reeve	Institute for Molecular Medicine Finland (FIMM), HiLIFE, University of Helsinki, Helsinki, Finland	mary.reeve@helsinki.fi	FinnGen Teams	Trajectory
Shanmukha Sampath Padmanabhuni	Institute for Molecular Medicine Finland (FIMM), HiLIFE, University of Helsinki, Helsinki, Finland	sam.padmanabhuni@helsinki.fi	FinnGen Teams	Trajectory
Marianna Niemi	University of Tampere, Tampere, Finland	marianna.niemi@tuni.fi	FinnGen Teams	Trajectory
Harri Siirtola	University of Tampere, Tampere, Finland	harri.siirtola@tuni.fi	FinnGen Teams	Trajectory
Javier Gracia-Tabuena	University of Tampere, Tampere, Finland	javier.graciatabuena@tuni.fi	FinnGen Teams	Trajectory
Mika Helminen	University of Tampere, Tampere, Finland	mika.helminen@tuni.fi	FinnGen Teams	Trajectory
Tiina Luukkaala	University of Tampere, Tampere, Finland	tiina.luukkaala@tuni.fi	FinnGen Teams	Trajectory
Iida Vähätalo	University of Tampere, Tampere, Finland	iida.vahatalo@epshp.fi	FinnGen Teams	Trajectory
Jyrki Pitkänen	Institute for Molecular Medicine Finland (FIMM), HiLIFE, University of Helsinki, Helsinki, Finland	jyrki.pitkanen@helsinki.fi	FinnGen Teams	Data protection officer
Marco Hautalahti	Finnish Biobank Cooperative - FINBB	marco.hautalahti@finbb.fi	FinnGen Teams	FINBB - Finnish biobank cooperative
Johanna Mäkelä	Finnish Biobank Cooperative - FINBB	johanna.makela@finbb.fi	FinnGen Teams	FINBB - Finnish biobank cooperative
Sarah Smith	Finnish Biobank Cooperative - FINBB	sarah.smith@finbb.fi	FinnGen Teams	FINBB - Finnish biobank cooperative
Tom Southerington	Finnish Biobank Cooperative - FINBB	tom.southerington@finbb.fi	FinnGen Teams	FINBB - Finnish biobank cooperative

Figure 1

a)



b)

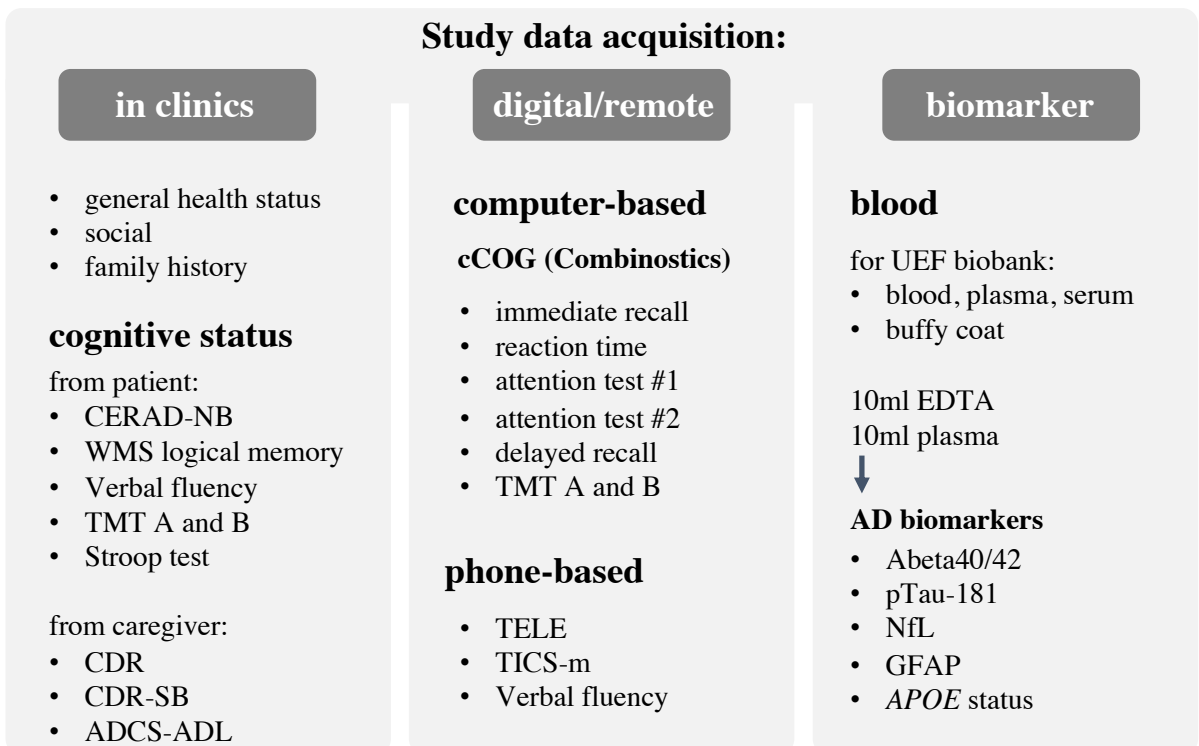


Figure 2

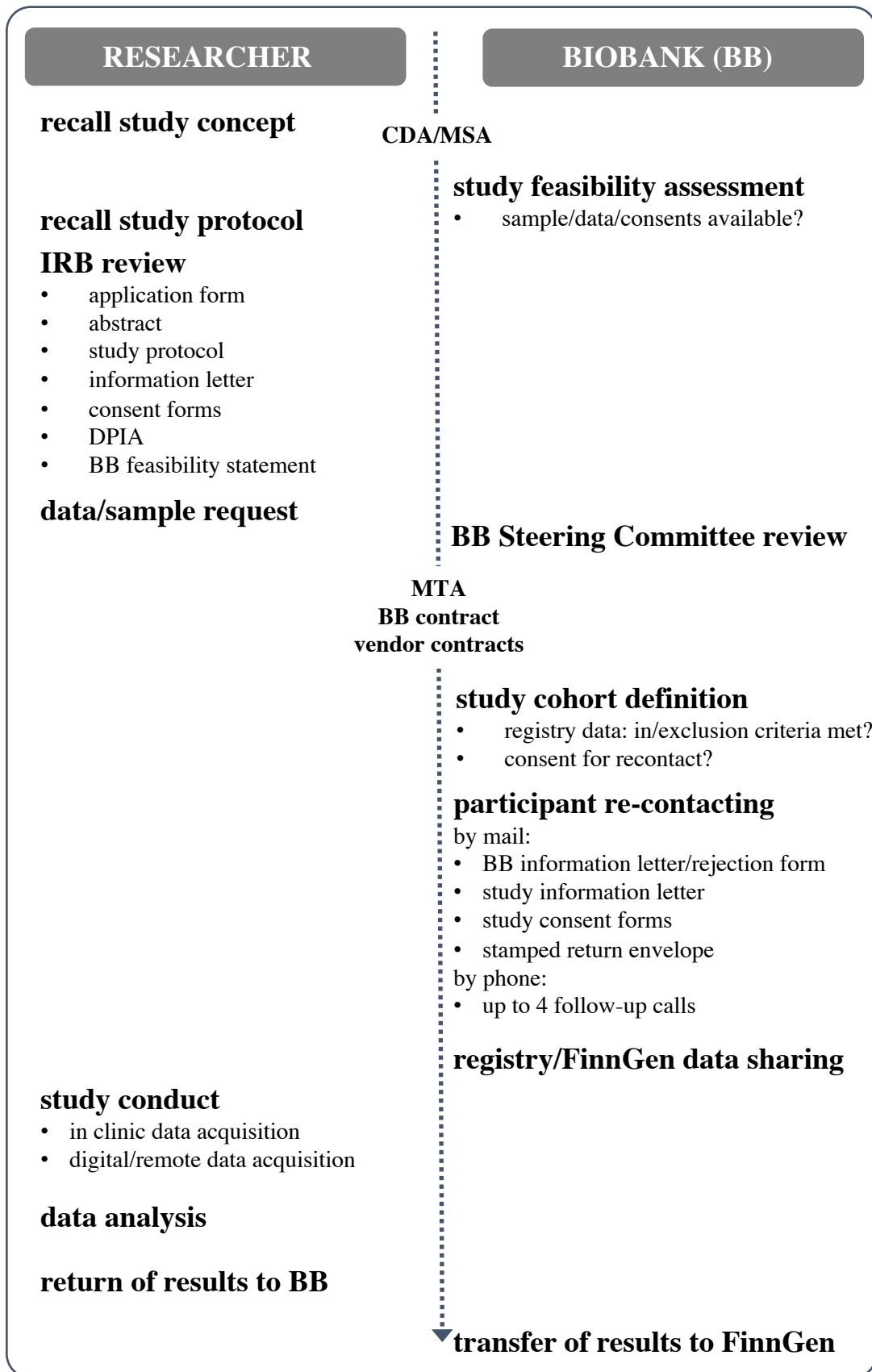


Figure 3

