

1 **Full title:**
2 Nearly half of adults with symptoms of sexually transmitted infections (STIs) did not
3 seek clinical care: A population-based study of treatment-seeking behavior among
4 adults in Rakai, Uganda

5
6 **Short title:**
7 STI treatment-seeking behavior among adults in Uganda

8
9 **Authors:**
10 Yasmin P. Ogale, PhD* – Johns Hopkins Bloomberg School of Public Health, Baltimore,
11 MD USA
12 Caitlin E. Kennedy, PhD, MPH – Johns Hopkins Bloomberg School of Public Health,
13 Baltimore, MD, USA
14 Fred Nalugoda, PhD – Rakai Health Sciences Program, Rakai, Uganda
15 Josephine Mpagazi, RN – Rakai Health Sciences Program, Rakai, Uganda
16 Jade C. Jackson, MSW – Johns Hopkins School of Medicine, Baltimore, MD, USA
17 Ronald Galiwango, PhD, MPhil – Rakai Health Sciences Program, Rakai, Uganda
18 Robert Ssekubugu, MSPH – Rakai Health Sciences Program, Rakai, Uganda
19 Godfrey Kigozi, MBChB, MPH – Rakai Health Sciences Program, Rakai, Uganda
20 Julie A. Denison, PhD – Johns Hopkins Bloomberg School of Public Health, Baltimore,
21 MD, USA
22 Charlotte A. Gaydos, MS, MPH, DrPH– Johns Hopkins School of Medicine, Baltimore,
23 MD, USA
24 Joseph Kagaayi, MBChB, MPH – Rakai Health Sciences Program, Rakai, Uganda†
25 M. Kathryn Grabowski, PhD – Johns Hopkins School of Medicine, Baltimore, MD, USA†
26
27 **Corresponding author:** Yasmin.ogale@gmail.com, +1-302-588-0608, 220 Bill
28 Kennedy Way SE Apt. A-018 Atlanta, GA 30316

29
30 † These authors contributed equally to this work.

31
32 **Abstract word count:** 287/300
33 **Text word count:** 4793
34 **Number of references:** 58
35 **Number of figures:** 2
36 **Number of tables:** 3
37 **Number of supplementary files:** 1
38

39 **Abstract**

40 Understanding treatment-seeking behavior is critical to the treatment and control of
41 sexually transmitted infections (STIs), yet current data on STI treatment-seeking in low-
42 resource settings is scarce. This study aims to describe STI treatment-seeking behavior
43 and identify factors associated with seeking treatment at a clinic among adults with STI-
44 related symptoms in rural Uganda. The STI prevalence study (STIPS) conducted a
45 population-based survey and STI testing among all consenting adults aged 18–49 in
46 two communities in rural south-central Uganda. Of 1,825 participants, 962 individuals
47 self-reported STI symptoms in the past six months; we present descriptive data on
48 treatment-seeking and STI prevalence among these individuals. We used multivariable
49 Poisson regressions with robust variance to determine the sociodemographic and
50 symptom-related factors independently associated with seeking STI treatment at a clinic
51 and assessed the association with previous clinic treatment-seeking and current STI
52 diagnosis. Forty-three percent of adults who reported STI-related symptoms in the past
53 six months said they did not seek any treatment. Among those who did, 58% sought
54 treatment at a private clinic, 28% at a government clinic, 9% at a pharmacy/drug store,
55 3% at a traditional healer, 2% at a market/shop, and 5% at another location. Among
56 both men and women, having multiple STI related symptoms was positively associated
57 with clinic treatment seeking (men=PRR: 1.73, 95%CI: 1.36-2.21; women=PR: 1.41,
58 95%CI: 1.12-1.78). Approximately one-third of men and women who reported previously
59 seeking clinic treatment for their symptoms were diagnosed with a curable STI at the
60 time of the survey. In this setting, nearly half of adults with STI-related symptoms are
61 not seeking clinical care and many who report having sought treatment recent STI

62 symptoms have curable STIs. Future studies should explore barriers to care-seeking
63 and strategies to improve STI services.

64
65 **Introduction**

66 Understanding STI treatment-seeking behavior is critical to STI control; timely and
67 appropriate STI treatment can reduce the duration of infectiousness and limit the spread
68 of infection [1, 2]. Treatment-seeking behavior can be defined as any activity
69 undertaken by an individual who perceives themselves to be ill or have a health
70 problem, in order to find a remedy. Various factors can influence the decision to seek
71 treatment, including individual-level factors such as symptom recognition, preexisting
72 beliefs and meanings of symptoms, and perceived efficacy of different treatment
73 methods [1, 2]. Contextual factors such as the availability, quality and accessibility of
74 treatment, as well as social stigma, also play a role [1, 2]. These factors influence not
75 only the timing and location of treatment-seeking, but also whether an individual seeks
76 treatment at all [1, 2].

77
78 Despite its importance, population-based data on treatment-seeking in low-resource
79 settings, such as Uganda, is scarce. In such settings, syndromic management by a
80 healthcare worker is used to diagnose presumptive infection [3, 4], and so seeking
81 clinical care is the best way to receive effective treatment. Data from the 2016 Uganda
82 DHS show that, of those who reported having an STI or STI symptoms, 71% of women
83 and 64% of men sought advice or treatment from a clinic, hospital, private doctor or
84 other health professional, while 26% of women and 34% of men did not seek any advice
85 or treatment [5]. Previous studies on STI treatment-seeking behavior in Uganda report a

86 variety of treatment approaches, including public health facilities, private practitioners,
87 traditional healers and self-treatment [6, 7]. A qualitative study from 1999 on STI
88 treatment-seeking behaviors among Ugandan adults found that treatment in the
89 informal sector, including self-treatment and traditional healers, was especially common
90 (over 60% of participants). The study also found that for participants with STI-related
91 symptoms, deterrents to seeking care at public health facilities included long waiting
92 times, lack of drugs, user fees, corruption and bribes by health workers, health workers
93 abusing STI patients, lack of privacy, long distances, fear of being tested for AIDS,
94 specimens not being examined in the laboratory and being given tablets instead of
95 injections (which were preferred) [6]. Previous studies in the region have also found
96 gender differences in treatment-seeking, with barriers to care including lack of access to
97 facilities, lack of time and money, and dependence on men for permission to leave the
98 home, resulting in women either ignoring their problem, using self-care or self-
99 medication, using herbal or traditional medicine, or using services in secret [8-13].
100 Consultations with husbands, relatives and friends would also delay treatment-seeking
101 for women, with prompt care triggered by symptoms that were perceived to be more
102 severe or life threatening [14].

103
104 While useful in providing context, previous studies from low-resource settings, including
105 those mentioned above, are limited in that many sampled participants at treatment
106 facilities only after they presented for care; most studies do not capture individuals who
107 delay seeking treatment or who do not seek treatment at all. This study uses a
108 population-based sample to describe treatment-seeking behavior among adults with

109 STI-related symptoms in rural Uganda and identify factors associated with seeking
110 treatment at a clinic.

111

112 **Methods**

113 *Study Setting*

114 This study was conducted as part of the STI prevalence study (STIPS), a population-
115 based survey conducted in the Rakai region of South-central Uganda that aimed to
116 estimate the population STI burden [15]. STIPS was conducted as a part of the Rakai
117 Community Cohort Study (RCCS), one of the oldest population-based studies of HIV in
118 Africa. Conducted by the Rakai Health Sciences Program (RHSP), the RCCS is an
119 ongoing, open community-based cohort of residents aged 15-49 years in agrarian
120 communities, semi-urban trading centers and Lake Victoria fishing communities in the
121 Rakai region. The RCCS includes the administration of a demographic and health
122 questionnaire, as well as HIV testing for all consenting participants. Details of the RCCS
123 study design can be found elsewhere [16].

124

125 STIPS was approved by the Uganda Virus Research Institute Research Ethics
126 Committee (GC/127/19/03/709) and the Johns Hopkins School of Medicine Institutional
127 Review Board (IRB00204691). The study was also registered with the Ugandan
128 National Council for Science and Technology (HS 364 ES).

129

130 *Data Collection*

131 STIPS was a population-based survey that recruited all individuals aged 18-49 years
132 from two RCCS communities – one inland and one fishing – from May to October 2019
133 [15]. Three adjacent villages consisting of semi-urban and rural agrarian populations
134 comprised the inland community and one fish landing site along Lake Victoria
135 comprised the fishing community. In addition to the standard RCCS questionnaire,
136 participants were administered an STI module that assessed their symptom status and
137 treatment-seeking behavior. To ascertain symptom status, each participant was
138 prompted on a list of symptoms and asked to identify each symptom that they had
139 experienced in the past six months (previous symptoms) and also in the past 7 days
140 (recent symptoms). Symptoms included: genital ulcer, genital discharge, frequent
141 urination, painful urination, pain during intercourse, bleeding during intercourse, lower
142 abdominal pain and genital warts, as well as thick and/or colored vaginal discharge,
143 itching of the vagina and unpleasant vaginal odor for women. Treatment-seeking
144 behavior was defined as self-reported treatment-seeking from any location for STI-
145 related symptoms in the past six months, and was assessed among participants who
146 reported experiencing previous or recent symptoms: participants were asked if they did
147 anything to help cure their symptoms or to prevent passing on infection to their spouse
148 or partner(s), and if so, what action(s) did they take: used condoms, abstinence, sought
149 treatment for self, sought treatment for partner or some other action. Those who
150 reported seeking treatment for themselves were also asked to specify where they went
151 for treatment: pharmacy/drug store, market/shop, Rakai Program Clinic (RHSP-run
152 clinic providing HIV care and related services), government doctor/nurse/clinic, private

153 doctor/nurse/clinic, traditional healer or other. Up to three locations were recorded per
154 participant.

155
156 In addition to the routine HIV screening conducted in the RCCS, STIPS participants
157 were also evaluated for Chlamydia trachomatis (CT), Neisseria gonorrhoeae (NG),
158 Trichomonas vaginalis (TV) and syphilis. All consenting participants provided genital
159 swabs at the time of interview for testing (clinician-collected penile urethral meatus
160 swabs for men and self-administered vaginal swabs for women). CT/NG testing was
161 performed using the Abbott RealTime CT/NG assay using the Abbott m2000 RealTime
162 System for PCR testing at the RHSP central laboratory. TV testing was performed using
163 the OSOM Trichomonas Rapid Test (Sekisui) at the time of the survey. Syphilis
164 screening was performed using the SD Bioline 3.0, a solid phase
165 immunochromatographic assay for the qualitative detection of antibodies of all isotypes
166 (IgG, IgM, IgA) against T. pallidum. Syphilis screening was performed with HIV testing
167 at time of survey; the rapid plasma reagin test (RPR) was then performed within 24
168 hours at the RHSP central laboratory for all participants with positive screening results
169 to determine syphilis titers. All assays were conducted according to the manufacturers'
170 protocol. All individuals who tested positive for any STI were provided treatment by
171 RHSP per the Ugandan National Clinical Treatment Guidelines for STIs.

172
173 *Data Analysis*

174 We first measured the overall prevalence of STI-related symptoms among all STIPS
175 participants. For the remaining analyses, we restricted our sample to only those who

176 reported any STI-related symptoms in the past six months (n=962). First, we conducted
177 a descriptive analysis of the data, including assessing the prevalence of previous STI
178 symptoms in the past six months. Second, we measured the prevalence of treatment-
179 seeking overall and at each treatment location (e.g. government clinic, private clinic,
180 pharmacy/drug store) and compared the prevalence of private versus government clinic
181 treatment-seeking. Third, we compared sociodemographic and symptom-related factors
182 among participants who sought treatment at a government or private clinic (clinic)
183 compared to those who sought treatment at a non-clinic location (e.g. pharmacy/drug
184 store, market/shop, traditional healer, etc. or who sought no treatment at all. Finally, we
185 compared the prevalence of any curable STI (NG, CT, TV or active syphilis) between
186 participants who did and did not previously seek clinic treatment, and assessed the
187 univariable association between previous clinic treatment-seeking and current
188 prevalence of curable STIs. All prevalence risk ratios were estimated with modified
189 Poisson regression models with robust variance [17]. Given the different social and
190 economic contexts of men and women, we conducted analyses for the sample as a
191 whole, as well as for each gender separately. We also stratified data for each gender by
192 community type.

193
194 Complete treatment-seeking information (i.e. any treatment-seeking [yes or no] and
195 specific treatment location) was collected for 99.4% of the sample, with only 6
196 participants dropped from the analysis because of missing treatment data. Age was
197 analyzed in five-year age groupings. We also calculated the number of symptoms in the
198 past week, and in the past six months, as a sum of a participant's self-reported

199 symptoms in the respective time period. We assessed positive STI diagnoses with the
200 STIPS test result, with syphilis RPR titers ≥ 8 considered indicative of high titer syphilis
201 infection [18].

202
203 We used prior information from the literature to critically evaluate and select variables
204 for inclusion in the final multivariable models. Based on a conceptual framework of
205 treatment-seeking behavior [1], we included in our model the number of STI-related
206 symptoms experienced in the past six months, as well as select sociodemographic
207 characteristics (age, community type, marital status, HIV status) that could theoretically
208 affect treatment-seeking behavior. All data analysis was carried out in STATA version
209 15 [19].

210

211 **Results**

212 *Sociodemographic characteristics, sexual behavior and STI symptomatology*

213 Fifty-three percent (962/1,825) of adults reported any STI symptoms in the six months
214 prior to the STIPS interview date (34% [290/860] of males; 70% [672/964] of females).

215 Sixty-three percent (605/962) of those with symptoms in the past six months reported at
216 least one symptom in the past seven days (51% [149/290] of males; 68% [456/672] of
217 females). Table 1 summarizes the demographic characteristics of the study group. Most
218 men were aged 30-39 years, in a monogamous marriage, from the fishing community,
219 Christian, educated at some level and working in the fishing industry. Most women were
220 aged 20-29 years, in a monogamous marriage, from the fishing community, Christian,
221 educated at some level and working in agricultural or housework. Approximately one-

222 third of the study sample were people living with HIV (PLHIV). With respect to sexual
 223 behaviors, approximately half of the men in the sample reported 2-4 sexual partners in
 224 the past year (148 [51%]) and the majority reported 5-10 sexual partners in their lifetime
 225 (205 [71%]). Over three-quarters of women in the sample reported having one sexual
 226 partner in the past year (529 [79%]) and just over half of women reported 2-4 lifetime
 227 sexual partners (408 [61%]). For unmarried men, the majority reported inconsistent
 228 condom use in the past year (48/87 [55%]) while the majority of unmarried women
 229 reported never using a condom (90/158 [57%]).

230
 231
 232
 233
 234

Table 1. Sociodemographic characteristics and symptomatology of STIPS participants who reported STI symptoms in the past 6 months (N=962), by gender. Data are presented as n (%).

	Total N=962	Male N=290	Female N=672
Age			
15-19 years	69 (7%)	14 (5%)	55 (8%)
20-29 years	371 (39%)	98 (34%)	273 (41%)
30-39 years	356 (37%)	115 (40%)	241 (36%)
40-49 years	166 (17%)	63 (22%)	103 (15%)
Marital status			
Never Married	75 (8%)	33 (11%)	42 (6%)
Married, Monogamous	560 (58%)	174 (60%)	386 (57%)
Married, Polygamous	128 (13%)	23 (8%)	105 (16%)
Previously Married	199 (21%)	60 (21%)	139 (21%)
Community type			
Inland	420 (44%)	96 (33%)	324 (48%)
Fishing	542 (56%)	194 (67%)	348 (52%)
Religion (N=935)			
Christian	806 (86%)	244 (84%)	562 (87%)
Muslim	123 (13%)	45 (16%)	78 (12%)
Other/none	6 (1%)	1 (0%)	5 (1%)
Education			
No	62 (6%)	21 (7%)	41 (6%)
Yes	900 (94%)	269 (93%)	631 (94%)
Occupation			
Agricultural or housework	342 (36%)	50 (17%)	292 (43%)
Bar or restaurant work	71 (7%)	1 (0%)	70 (10%)
Boda boda driving or trucking	20 (2%)	20 (7%)	0 (0%)
Fishing	128 (13%)	128 (44%)	0 (0%)
Student	12 (1%)	4 (1%)	8 (1%)
Trader or shopkeeper	220 (23%)	36 (12%)	184 (27%)
Other	169 (18%)	51 (18%)	118 (18%)

HIV status (N=960)			
Negative	649 (68%)	200 (69%)	449 (67%)
Positive	311 (32%)	90 (31%)	221 (33%)
Sex in the past year			
No	55 (6%)	9 (3%)	46 (7%)
Yes	907 (94%)	281 (97%)	626 (93%)
Sexual partners in the past year			
None	55 (6%)	9 (3%)	46 (7%)
1	631 (66%)	102 (35%)	529 (79%)
2-4	243 (25%)	148 (51%)	95 (14%)
5-10	25 (3%)	24 (8%)	1 (0%)
>10	8 (1%)	7 (2%)	1 (0%)
Sex with partner from outside the community			
No	711 (74%)	162 (56%)	549 (82%)
Yes	251 (26%)	128 (44%)	123 (18%)
Lifetime sexual partners			
None	10 (1%)	2 (1%)	8 (1%)
1	77 (8%)	1 (0%)	76 (11%)
2-4	460 (48%)	52 (18%)	408 (61%)
5-10	376 (39%)	205 (71%)	171 (25%)
>10	39 (4%)	30 (10%)	9 (1%)
Condom use in past 12 months by marital status			
Married	688 (72%)	197 (68%)	491 (73%)
Not married, never used condoms	120 (12%)	30 (10%)	90 (13%)
Not married, sometimes/inconsistent use	103 (11%)	48 (17%)	55 (8%)
Not married, always used condoms	22 (2%)	9 (3%)	13 (2%)
NA, no sex	29 (3%)	6 (2%)	23 (3%)
Symptoms in the past 7 days			
No	357 (37%)	141 (49%)	216 (32%)
Yes	605 (63%)	149 (51%)	456 (68%)
Number of STI symptoms in past 6 months			
1	313 (33%)	161 (56%)	152 (23%)
2-4	462 (48%)	120 (41%)	342 (51%)
>=5	187 (19%)	9 (3%)	178 (26%)
Number of STI symptoms in past 7 days			
0	357 (37%)	141 (49%)	216 (32%)
1	261 (27%)	101 (35%)	160 (24%)
2-4	250 (26%)	42 (14%)	208 (31%)
>=5	94 (10%)	6 (2%)	88 (13%)

235

236

237 In terms of symptoms, the majority of men reported only one symptom (161 [56%]) in
 238 the past six months, with painful urination being the most common (42%). The majority
 239 of women reported 2-4 symptoms (342 [51%]) in the past six months, with vaginal
 240 itching being the most common (62%) (Figure 1). Half (149 [51%]) of men reported
 241 experiencing symptoms in the seven days before the interview as compared to 68%
 242 (456) of women. Of those who reported symptoms in the past seven days, most men

243 reported one symptom in the past week (101 of 149 [68%]) and most women reported
244 2-4 symptoms in the past week (208/456 [46%]).

245

246 ***Fig 1, Symptomatology of STIPS participants who reported STI-related symptoms***
247 ***in past 6 months (N=962), by gender***

248

249 *Treatment-seeking for STI symptoms*

250 Overall, 545 participants (57%) reported seeking any treatment for their symptoms,
251 while the remaining 43% reported seeking no treatment at all. The likelihood of seeking
252 any treatment was similar between men and women (160/290 [55%] males; 385/671
253 [57%] females; PRR: 1.04, 95% CI: 0.92-1.18). The prevalence of seeking any
254 treatment also did not differ by community type (PRR: 1.04, 95% CI: 0.93-1.16). No
255 significant differences were observed when further stratifying by gender and community
256 type.

257

258 Figure 2 shows where participants sought treatment for their symptoms. Nearly all
259 participants (95%, 515/541) who sought treatment did so at only one location, while 5%
260 (26/541) reported seeking treatment at two locations. Of those who sought treatment,
261 58% sought treatment at a private clinic, 28% at a government clinic, 9% at a
262 pharmacy/drug store, 3% at a traditional healer, 2% at a market/shop, and 5% at some
263 other location. Private clinics were the most common treatment location among both
264 genders (71% among males; 53% among females). RHSP clinics comprised 7% of all
265 private clinic visits. Comparing private and government clinics, women were less likely

266 to seek treatment at private clinics (more likely to seek government clinics) than men
267 (PRR: 0.76, 95% CI: 0.68-0.85). This trend was seen in both the fishing (PRR: 0.86,
268 95% CI: 0.76-0.96) and inland (PRR: 0.65, 95% CI: 0.51-0.83) communities. When
269 comparing men across communities, men in fishing communities were significantly
270 more likely to seek treatment at a private clinic than men in inland communities (PRR:
271 1.25, 95% CI: 1.04-1.51). Similarly, women in the fishing community were significantly
272 more likely to seek treatment at private clinics than women in the inland community
273 (PRR: 1.65, 95% CI: 1.36-2.01).

274

275 ***Fig 2, Treatment locations reported by STIPS participants who sought treatment***
276 ***for their symptoms in the past 6 months (N=545)***

277

278 *Treatment-seeking at a clinic*

279 A total of 457 participants (48%) reported seeking treatment at a clinic (government or
280 private) for their symptoms. There was no difference in the prevalence of clinic
281 treatment by gender (47% males; 48% females; PRR: 1.02, 95% CI: 0.88-1.18) or by
282 community type (48% inland; 47% fishing; PRR: 0.98, 95% CI: 0.78-0.86) When
283 stratifying each gender by community type, however, we found that men in the fishing
284 community were significantly less likely to seek clinic treatment than men in the inland
285 community (55% men in inland; 43% men in fishing; PRR: 0.78, 95% CI: 0.61-1.00).

286

287 Descriptive data of clinic treatment-seeking by gender is presented in Table 2;
288 descriptive data of clinic treatment-seeking for the full sample is presented in

289 Supplementary Table 1. Table. Overall, of men who sought clinic treatment, most were
290 aged 20-39 years, married in a monogamous union, and working in the fishing industry.
291 Of women who sought clinic treatment, most were aged 20-29 years, married in a
292 monogamous union, and engaged in agriculture or housework. Thirty-three percent of
293 men and 35% of women who sought treatment at a clinic were HIV-positive. With
294 respect to STI symptomatology, painful urination (52%), genital discharge (47%) and
295 genital ulcers (35%) were the most common symptoms reported among men who
296 sought treatment at a clinic. Vaginal itching (69%), genital discharge (57%) and vaginal
297 discharge (50%) were the most frequently reported symptoms among women who
298 sought clinic treatment. About half of men who reported seeking treatment at a clinic
299 reported 2-4 STI symptoms in the past six months (73/136 [54%]). This was similar for
300 women (157/321 [49%]).

301
302 Just over half of men who reported seeking care at a clinic for their symptoms reported
303 no symptoms in the past week (73/136 [54%]). In contrast, the majority of women who
304 reported seeking care at a clinic for their symptoms reported having at least one STI
305 symptom in the past week (66%), with 65/321 [20%] reporting one symptom 97/321,
306 [30%] reporting 2-4 symptoms and 49/321 [15%] reporting five or more symptoms.
307 When considering only those who reported at least one symptom in the past week, we
308 saw that, for both men and women, just over half reported that they did not seek
309 treatment at a clinic in the past six months for their symptoms (85/148 [57%] and
310 244/455 [54%], respectively). We found no significant differences in any of these
311 associations in stratifications by both gender and community type.

312

313 Table 2 describes the univariable associations between sociodemographic
314 characteristics, sexual behaviors, and STI symptomatology with clinic treatment for the
315 full sample, as well as for men and women. Women were more likely to seek clinic
316 treatment if they were in a polygamous marriage (PRR: 1.64, 95% CI: 1.01-2.66) and
317 less likely to seek treatment if they had no sexual partners in the past year (PRR: 0.59,
318 95% CI: 0.37-0.94). Condom use, the number of STI symptoms reported in the past six
319 months and the number of STI symptoms reported in the past week were also
320 associated with clinic treatment-seeking for both men and women. Certain symptoms
321 also showed univariable associations with clinic treatment-seeking for each gender. For
322 men, the likelihood of seeking treatment in a clinic increased with reporting of painful
323 urination in the past six months (PRR: 1.55, 95% CI: 1.22-1.98) and more than doubled
324 with reporting of genital discharge (PRR: 2.16, 95% CI: 1.73-2.69). However, the
325 likelihood for seeking clinic care decreased with reporting of genital warts (PRR: 0.46,
326 95% CI: 0.21-1.01). For women, the likelihood of seeking care at a clinic increased with
327 reporting of genital ulcer (PRR: 1.44, 95% CI: 1.23-1.68), vaginal itching (PRR: 1.33,
328 95% CI: 1.11-1.59) frequent urination (PRR: 1.28, 95% CI: 1.09-1.51), painful urination
329 (PRR: 1.54, 95% CI: 1.32-1.79), pain during intercourse (PRR: 1.27, 95% CI: 1.06-1.52)
330 and lower abdominal pain (PRR: 1.22, 95% CI: 1.04-1.42) in the past six months. We
331 found no significant differences in any of these associations in analyses stratified by
332 community type.

333

334 **Table 2. Unadjusted prevalence of clinic treatment-seeking among STIPS participants who reported**
 335 **STI symptoms in the past 6 months (N=956), by gender. Data are presented as n (%).**
 336
 337

	MALES (N=288)			FEMALES (N=668)		
	No clinic N=152	Clinic N=136	Crude PRR (95% CI)	No clinic N=347	Clinic N=321	Crude PRR (95% CI)
Age						
15-19 years	8/14 (57%)	6/14 (43%)	REF	31/55 (56%)	24/55 (44%)	REF
20-29 years	45/97 (46%)	52/97 (54%)	1.25 (0.66-2.36)	137/271 (51%)	134/271 (49%)	1.13 (0.82-1.57)
30-39 years	62/114 (54%)	52/114 (46%)	1.06 (0.56-2.02)	122/241 (51%)	119/241 (49%)	1.13 (0.82-1.57)
40-49 years	37/63 (59%)	26/63 (41%)	0.96 (0.49-1.89)	57/101 (56%)	44/101 (44%)	1.00 (0.69-1.45)
Marital status						
Never Married	15/32 (47%)	17/32 (53%)	REF	28/41 (68%)	13/41 (32%)	REF
Married, Monogamous	102/173 (59%)	71/173 (41%)	0.77 (0.53-1.12)	194/385 (50%)	191/385 (50%)	1.56* (0.99-2.48)
Married, Polygamous	13/23 (57%)	10/23 (43%)	0.82 (0.46-1.45)	50/104 (48%)	54/104 (52%)	1.64** (1.01-2.66)
Previously Married	22/60 (37%)	38/60 (63%)	1.19 (0.82-1.74)	75/138 (54%)	63/138 (46%)	1.44 (0.89-2.34)
Community type						
Inland	43/96 (45%)	53/96 (55%)	REF	173/322 (54%)	149/322 (46%)	REF
Fishing	109/192 (57%)	83/192 (43%)	0.78** (0.61-1.00)	174/346 (50%)	172/346 (50%)	1.07 (0.92-1.26)
Religion						
Christian	123/242 (51%)	119/242 (49%)	REF	291/560 (52%)	269/560 (48%)	REF
Muslim	29/45 (64%)	16/45 (36%)	0.72 (0.48-1.09)	36/77 (47%)	41/77 (53%)	1.11 (0.88-1.39)
Other/none	0/1 (0%)	1/1 (100%)	2.03*** (1.79-2.31)	3/5 (60%)	2/5 (40%)	0.83 (0.28-2.45)
Education						
No	11/21 (52%)	10/21 (48%)	REF	26/41 (63%)	15/41 (37%)	REF
Yes	141/267 (53%)	126/267 (47%)	0.99 (0.62-1.58)	321/627 (51%)	306/627 (49%)	1.33 (0.88-2.01)
Occupation						
Agricultural or housework	21/50 (42%)	29/50 (58%)	REF	156/292 (53%)	136/292 (47%)	REF
Bar or restaurant work	1/1 (100%)	0/1 (0%)	-	37/69 (54%)	32/69 (46%)	1.00 (0.75-1.32)
Boda boda driving or trucking	10/19 (53%)	9/19 (47%)	0.82 (0.48-1.39)	0/0 (0%)	0/0 (0%)	-
Fishing	76/127 (60%)	51/127 (40%)	0.69** (0.50-0.95)	0/0 (0%)	0/0 (0%)	-
Student	2/4 (50%)	2/4 (50%)	0.86 (0.31-2.37)	5/8 (62%)	3/8 (38%)	0.81 (0.33-1.99)
Trader or shopkeeper	19/36 (53%)	17/36 (47%)	0.81 (0.54-1.24)	94/183 (51%)	89/183 (49%)	1.04 (0.86-1.27)
Other	23/51 (45%)	28/51 (55%)	0.95 (0.67-1.33)	55/116 (47%)	61/116 (53%)	1.13 (0.91-1.40)
HIV status						
Negative	108/199 (54%)	91/199 (46%)	REF	239/446 (54%)	207/446 (46%)	REF
Positive	44/89 (49%)	45/89 (51%)	1.11 (0.86-1.43)	108/220 (49%)	112/220 (51%)	1.10 (0.93-1.29)

Sex in the past year						
No	4/9 (44%)	5/9 (56%)	REF	32/45 (71%)	13/45 (29%)	REF
Yes	148/279 (53%)	131/279 (47%)	0.85 (0.46-1.54)	315/623 (51%)	308/623 (49%)	1.71** (1.07-2.73)
Sexual partners in the past year						
None	4/9 (44%)	5/9 (56%)	1.21 (0.65-2.25)	32/45 (71%)	13/45 (29%)	0.59** (0.37-0.94)
1	55/102 (54%)	47/102 (46%)	REF	267/526 (51%)	259/526 (49%)	REF
2-4	79/147 (54%)	68/147 (46%)	1.00 (0.76-1.32)	48/95 (51%)	47/95 (49%)	1.00 (0.81-1.25)
5-10	11/23 (48%)	12/23 (52%)	1.13 (0.73-1.77)	0/1 (0%)	1/1 (100%)	2.03*** (1.86-2.22)
>10	3/7 (43%)	4/7 (57%)	1.24 (0.63-2.44)	0/1 (0%)	1/1 (100%)	2.03*** (1.86-2.22)
Sex with partner from outside the community						
No	86/162 (53%)	76/162 (47%)	REF	279/546 (51%)	267/546 (49%)	REF
Yes	66/126 (52%)	60/126 (48%)	1.02 (0.79-1.30)	68/122 (56%)	54/122 (44%)	0.91 (0.73-1.12)
Lifetime sexual partners						
None	2/2 (100%)	0/2 (0%)	-	7/8 (88%)	1/8 (12%)	0.26 (0.04-1.65)
1	0/1 (0%)	1/1 (100%)	2.26*** (1.67-3.07)	45/76 (59%)	31/76 (41%)	0.86 (0.64-1.15)
2-4	29/52 (56%)	23/52 (44%)	REF	213/406 (52%)	193/406 (48%)	REF
5-10	104/203 (51%)	99/203 (49%)	1.10 (0.79-1.54)	76/169 (45%)	93/169 (55%)	1.16* (0.98-1.37)
>10	17/30 (57%)	13/30 (43%)	0.98 (0.59-1.63)	6/9 (67%)	3/9 (33%)	0.70 (0.28-1.78)
Condom use in past 12 months by marital status						
Married	115/196 (59%)	81/196 (41%)	REF	244/489 (50%)	245/489 (50%)	REF
Not married, never	13/30 (43%)	17/30 (57%)	1.37* (0.96-1.96)	54/89 (61%)	35/89 (39%)	0.78* (0.60-1.03)
Not married, sometimes/inconsistent	14/47 (30%)	33/47 (70%)	1.70*** (1.32-2.18)	24/54 (44%)	30/54 (56%)	1.11 (0.86-1.43)
Not married, always	6/9 (67%)	3/9 (33%)	0.81 (0.31-2.07)	6/13 (46%)	7/13 (54%)	1.07 (0.64-1.79)
NA, no sex	4/6 (67%)	2/6 (33%)	0.81 (0.26-2.54)	19/23 (83%)	4/23 (17%)	0.35** (0.14-0.85)
Symptoms in the past 7 days						
No	67/140 (48%)	73/140 (52%)	REF	103/213 (48%)	110/213 (52%)	REF
Yes	85/148 (57%)	63/148 (43%)	0.82 (0.64-1.04)	244/455 (54%)	211/455 (46%)	0.90 (0.76-1.06)
Number of STI symptoms in past 6 months						
1	103/161 (64%)	58/161 (36%)	REF	97/151 (64%)	54/151 (36%)	REF
2-4	45/118 (38%)	73/118 (62%)	1.72 (1.34-2.21)	182/339 (54%)	157/339 (46%)	1.30** (1.02-1.65)
>=5	4/9 (44%)	5/9 (56%)	1.54 (0.83-2.87)	68/178 (38%)	110/178 (62%)	1.73*** (1.36-2.20)
Number of STI symptoms in past 7 days						
0	67/140 (48%)	73/140 (52%)	REF	103/213 (48%)	110/213 (52%)	REF
1	65/100 (65%)	35/100 (35%)	0.67*** (0.49-0.92)	95/160 (59%)	65/160 (41%)	0.79** (0.63-0.99)

2-4	18/42 (43%)	24/42 (57%)	1.10 (0.81-1.49)	110/207 (53%)	97/207 (47%)	0.91 (0.75-1.10)
>=5	2/6 (33%)	4/6 (67%)	1.28 (0.71-2.30)	39/88 (44%)	49/88 (56%)	1.08 (0.86-1.35)
Genital ulcer						
No	104/192 (54%)	88/192 (46%)	REF	276/483 (57%)	207/483 (43%)	REF
Yes	48/96 (50%)	48/96 (50%)	1.09 (0.85-1.40)	71/185 (38%)	114/185 (62%)	1.44*** (1.23-1.68)
Genital discharge						
No	132/204 (65%)	72/204 (35%)	REF	153/291 (53%)	138/291 (47%)	REF
Yes	20/84 (24%)	64/84 (76%)	2.16 (1.73-2.69)	194/377 (51%)	183/377 (49%)	1.02 (0.87-1.20)
Thick and/or colored vaginal discharge						
No	-	-	-	190/350 (54%)	160/350 (46%)	REF
Yes	-	-	-	157/318 (49%)	161/318 (51%)	1.11 (0.95-1.30)
Itching of the vagina						
No	-	-	-	151/251 (60%)	100/251 (40%)	REF
Yes	-	-	-	196/417 (47%)	221/417 (53%)	1.33*** (1.11-1.59)
Unpleasant vaginal odor						
No	-	-	-	259/486 (53%)	227/486 (47%)	REF
Yes	-	-	-	88/182 (48%)	94/182 (52%)	1.11 (0.93-1.31)
Frequent urination						
No	107/217 (49%)	110/217 (51%)	REF	283/516 (55%)	233/516 (45%)	REF
Yes	45/71 (63%)	26/71 (37%)	0.72* (0.52-1.01)	64/152 (42%)	88/152 (58%)	1.28*** (1.09-1.51)
Painful urination						
No	104/169 (62%)	65/169 (38%)	REF	296/518 (57%)	222/518 (43%)	REF
Yes	48/119 (40%)	71/119 (60%)	1.55*** (1.22-1.98)	51/150 (34%)	99/150 (66%)	1.54*** (1.32-1.79)
Pain during intercourse						
No	136/251 (54%)	115/251 (46%)	REF	300/555 (54%)	255/555 (46%)	REF
Yes	16/37 (43%)	21/37 (57%)	1.24 (0.91-1.69)	47/113 (42%)	66/113 (58%)	1.27*** (1.06-1.52)
Bleeding during intercourse						
No	149/283 (53%)	134/283 (47%)	REF	339/658 (52%)	319/658 (48%)	REF
Yes	3/5 (60%)	2/5 (40%)	0.84 (0.29-2.49)	8/10 (80%)	2/10 (20%)	0.41 (0.12-1.43)
Lower abdominal pain						
No	108/203 (53%)	95/203 (47%)	REF	210/374 (56%)	164/374 (44%)	REF
Yes	44/85 (52%)	41/85 (48%)	1.03 (0.79-1.34)	137/294 (47%)	157/294 (53%)	1.22*** (1.04-1.42)
Genital warts						
No	135/266 (51%)	131/266 (49%)	REF	328/640 (51%)	312/640 (49%)	REF
Yes	17/22 (77%)	5/22 (23%)	0.46*** (0.21-1.01)	19/28 (68%)	9/28 (32%)	0.66 (0.38-1.14)

*** p≤0.01, ** p≤0.05, * p≤0.1; NA: Not applicable

338

339

340 In multivariable analyses, significant factors associated with seeking treatment at a
 341 clinic for men included being from the inland community and having multiple STI-related
 342 symptoms in the past six months. For women, the only significant factor associated with
 343 seeking STI treatment at a clinic was having multiple STI-related symptoms in the past
 344 six months (Table 3).

345
 346 **Table 3. Predictors of clinic treatment-seeking among STIPS**
 347 **participants who reported STI symptoms in the past 6 months**
 348 **(N=956), by gender**
 349

	MALES	FEMALES
	Adjusted PRR (95% CI)	Adjusted PRR (95% CI)
Age		
15-19 years	REF	REF
20-29 years	1.10 (0.61-2.00)	0.97 (0.70-1.33)
30-39 years	1.01 (0.54-1.90)	0.96 (0.69-1.33)
40-49 years	0.85 (0.44-1.64)	0.89 (0.61-1.31)
Community type		
Inland	REF	REF
Fishing	0.70*** (0.55-0.89)	0.97 (0.82-1.15)
Marital status		
Never Married	REF	REF
Married, Monogamous	0.92 (0.61-1.37)	1.57* (0.96-2.58)
Married, Polygamous	0.91 (0.52-1.59)	1.67* (0.99-2.81)
Previously Married	1.44* (0.97-2.14)	1.46 (0.86-2.47)
HIV status		
Negative	REF	REF
Positive	1.27* (0.98-1.67)	1.08 (0.90-1.30)
Number of STI symptoms in past 6 months		
1	REF	REF
>1	1.73*** (1.36-2.21)	1.41*** (1.12-1.78)

*** p≤0.01, ** p≤0.05, * p≤0.1

350
 351

352 *Previous treatment-seeking and current STI prevalence*

353 Among those who reported STI-related symptoms, CT prevalence was 11%, NG was
 354 10%, TV was 13% and active syphilis was 7%. When we restricted our analysis to only
 355 those individuals who reported previously seeking clinic treatment for their symptoms,
 356 we found that approximately one-third tested positive for any curable STI (CT, NG, TV

357 or active syphilis) at the time of the survey (45/136 [33%] males; 98/321 [31%] females)
 358 (Table 4). We found no significant difference in the current prevalence of curable STIs
 359 between those who did and did not previously seek clinic treatment, for either gender
 360 (for men: 33% with curable STI who previously sought treatment versus 27% with
 361 curable STI who previously did not seek treatment; PRR: 1.23, 95% CI: 0.86-1.75); for
 362 women, 31% with curable STI who previously sought treatment versus 33% with
 363 curable STI who previously did not seek treatment; PRR: 0.92, 95% CI: 0.74-1.15).

364
 365 **Table 4. Prevalence of any curable STI (CT, NG, TV or active syphilis) at**
 366 **the time of the survey among STIPS participants who reported**
 367 **STI symptoms in the past 6 months (N=956), by gender**
 368

Gender	Treatment location	Any curable STI		Crude PRR (95% CI)
		No N=657	Yes N=299	
Males (N=288)	No clinic	111/152 (73%)	41/152 (27%)	REF 1.23 (0.86-1.75)
	Clinic	91/136 (67%)	45/136 (33%)	
Females (N=668)	No clinic	232/347 (67%)	115/347 (33%)	REF 0.92 (0.74-1.15)
	Clinic	223/321 (69%)	98/321 (31%)	

*** p≤0.01, ** p≤0.05, * p≤0.1

369
 370
 371 **Discussion**
 372 This study provides a population-based assessment of STI-related symptoms and
 373 treatment-seeking in rural Uganda and assesses factors associated with seeking
 374 treatment at a government or private clinic. Just over half (57%) of adults who reported
 375 STI-related symptoms in the past six months reported seeking any treatment for their
 376 symptoms, with similar rates in men and women. Seeking treatment at a clinic was 48%
 377 overall (47% among men; 48% among women). While our estimates were based on a
 378 population-based sampling approach of all eligible adults in our study communities, our
 379 estimations of clinic treatment-seeking are lower than those found in previous studies,

380 including the 2016 Ugandan DHS (70% for the country) and the first round of the RCCS
381 in the 1990s (67% for the region) [5, 20].

382
383 Our data showed no difference in the prevalence of clinic treatment-seeking by gender.
384 This was unexpected, as research in Uganda and other resource-limited settings
385 suggest gendered patterns of treatment-seeking [11, 21-27], with women more likely to
386 delay, and less likely to seek, STI treatment than men [28-31]. While the 2016 Uganda
387 DHS estimates show a higher prevalence of clinic treatment-seeking among women
388 than men [5], as aforementioned, we are hesitant to compare our findings to DHS
389 estimates because of urban/rural differences. We recommend that future researchers
390 continue to assess gender-specific treatment-seeking behavior across a range of
391 settings.

392
393 We also found that men in the fishing community were significantly less likely to seek
394 clinic treatment, as compared to men in the inland community. The epidemiologic
395 differences between fishing and inland communities in Rakai are well-established:
396 fishing communities show a disproportionate burden of HIV, high prevalence of sexual
397 risk behaviors and historically showed a lower use of combination HIV prevention
398 services (though this has been increasing in recent years with significant new service
399 provision) [32-35]. Furthermore, data show that overall, men in Rakai are less likely to
400 be enrolled in HIV care [36, 37], as are in-migrants [36]. Rakai fishing communities, or
401 'landing sites', generally have a high proportion of men, the majority of whom migrate
402 from other communities in order to work as fishermen on Lake Victoria. Assuming that

403 the barriers to HIV care for Rakai residents – including stigma, demanding work
404 schedules, transport costs, belief in spiritual healing, long wait times and inadequate
405 staff respect for patients [38] – also apply to STI treatment-seeking, our observations
406 indicating a lower prevalence of clinic treatment-seeking among men in the fishing
407 community is not unexpected. What is surprising, however, is the fact that this
408 difference was not observed among women. We recommend future researchers explore
409 the intersection of gender and community type, as well as try to better understand the
410 barriers to treatment-seeking in fishing communities among men.

411
412 In addition, we found the presence of some, but not all, symptoms to be associated with
413 clinic treatment-seeking for each gender. For instance, lower abdominal pain, pain or
414 bleeding during intercourse, and genital ulcers showed no association with treatment-
415 seeking among men in our study. The same goes for genital warts and thick/colored
416 discharge among women. Not recognizing STI-related symptoms, not perceiving them
417 as severe, or not attributing them to STI-related causes can prevent treatment-seeking
418 [1, 14, 39, 40]. A similar phenomenon may have occurred in our sample: participants
419 may not have attributed lower abdominal pain, warts or discharge to an STI, thereby
420 explaining why the presence of some symptoms were associated with clinic treatment
421 over others.

422
423 The frequency of private clinic use in our sample was notable. The Ugandan healthcare
424 system suffered losses during the decades of civil unrest in the 1980s [41].
425 Consequentially, many Ugandans have come to perceive health centers as expensive

426 and lacking medication, and often turn to self-medication first and use health centers as
427 a last resort [41-45]. Also as a result of the political turmoil, the number of public health
428 services in the Uganda decreased and the number of private clinics increased [45, 46].
429 While we did not include a treatment location mapping exercise in our study, we did find
430 a 2010 study that mapped the availability of private and public facilities in rural areas of
431 Uganda [47]. Based on their work, the authors reported that public facilities made up
432 4.3% of all the health care units that were mapped as compared to private facilities
433 which made up 95.7%. Private-for-profit clinics and drug shops made up 17.1% of all
434 mapped facilities and private-not-for-profit facilities made up 1.6% of all mapped
435 facilities [47]. While still considered rural, the districts included in their study are more
436 central and developed than Rakai district. Nevertheless, we expect that their finding of
437 more private than public clinics may still apply to Rakai. As such, the high prevalence of
438 private clinic treatment that we observed may be partially explained by the high
439 availability of private clinics in the area.

440
441 We also found a difference in private versus government clinic treatment-seeking by
442 gender, with women more likely to attend government clinics than men as seen in other
443 settings [48-50]. A lack of finances, unfriendly reception and long wait times have been
444 identified as reasons for why women do not seek care at formal sector clinics [50].

445
446 The lack of association between clinic treatment-seeking and HIV status surprised us;
447 we expected that individuals who were HIV-seropositive to be more likely to seek clinic
448 treatment for their symptoms than those who were HIV-negative. This was observed

449 among Rwandan women [51]. Eighty-six percent of PLHIV in our study reported
450 currently taking antiretroviral treatment (ART); we would have expected that their
451 routine interaction with the health system due to ART would make them more likely to
452 attend a clinic for treatment than those without HIV. PLHIV may also be more conscious
453 of their sexual risk behavior and sexual health than those who are negative [52-54],
454 furthering their likelihood of seeking clinic treatment. We speculate that the availability
455 and affordability of services or stigma may have affected treatment-seeking behavior
456 among PLHIV and recommend further research in this area.

457
458 We also found that approximately one-third of men and women who previously sought
459 clinic treatment for their symptoms were diagnosed with at least one curable STI (CT,
460 NG, TV or active syphilis) at the time of the survey. Furthermore, our analysis showed
461 no difference in the current prevalence of curable STIs comparing those who previously
462 sought clinic treatment versus those who did not, for either gender. Assuming that
463 seeking clinic treatment meant receiving treatment, these data could indicate that
464 reinfection rates were high, treatment was inadequate, or both. Further studies
465 exploring the temporal association between past treatment-seeking, including receiving
466 and adhering to treatment, and current STI prevalence are recommended to assess
467 treatment effectiveness.

468
469 A strength of our study lies in its population-based sample, which is rare in other studies
470 focused on treatment-seeking behavior. Calls have been made for a broader research
471 perspective in order to understand sexual healthcare seeking behavior [55]. This

472 perspective includes a focus on non-attendance at healthcare services as well as
473 research that uses non-patient samples recruited from non-medical settings in order to
474 accurately capture the range of behaviors, perspectives, and health issues occurring
475 within the population and ensure appropriate and effective service provision [34]. We
476 addressed these items in our study by interviewing all eligible individuals in our study
477 communities and including both persons who did and did not seek treatment. Taken
478 together, this information can provide program managers and decisionmakers with a
479 better understanding of treatment-seeking patterns within the community.

480
481 However, our research is not without limitations. First, our estimations of clinic
482 treatment-seeking may be lower than national estimates because of the communities
483 included in our sample. The communities that we included are considered rural and
484 treatment-seeking tends to be lower in rural settings [1, 28, 56]. Second, we did not
485 further define treatment settings or ask participants to name specific treatment
486 locations. As a result, some treatment locations may have been misclassified (e.g. drug
487 shops being reported as private clinics, etc.). Third, inclusion of study participants was
488 based on self-reported symptom history in the past six months. It is possible that eligible
489 participants may not have been included because they were too shy, or embarrassed,
490 to share their symptom history (social desirability bias), did not remember their
491 symptoms (recall bias) or did not understand the terms we used for the symptoms.
492 Fourth, given that the survey was administered by RHSP staff, it is possible that
493 participants over-reported seeking clinical care or under-reported seeking care in
494 informal sectors (or not seeking any care at all) in order to please the interviewer. Given

495 the lower than expected rates of treatment-seeking, however, we doubt this was a major
496 concern. Fifth, our study did not assess environmental, social, psychosocial, economic,
497 geographic or service-related factors, as well as symptom severity, which have been
498 shown to be associated with treatment-seeking behavior in low-resource settings [1].
499 We also did not measure the availability of each type of treatment location in our study
500 communities – this information would be useful to contextualize our results. Sixth, we
501 note that, while our study was sufficiently powered to assess differences between men
502 and women, we may have been underpowered to detect differences by both gender and
503 community type. This sub-analysis may be of programmatic interest; we recommend
504 that researchers consider this when designing future studies.

505
506 Finally, our analysis grouped together private and government clinics, and compared
507 them to other treatment locations/no treatment. In doing so, we assumed that these
508 clinics provided appropriate and effective care, of equal/sufficient quality, and that
509 anything but clinical care was ineffective. This may be an unfair assumption: in low-
510 resource settings, formal sector facilities often show poor quality of care in general [57,
511 58]. A study specifically on the quality of STI case management in Ugandan private
512 clinics and drug shops concluded that the quality of management was poor [41]. We
513 recommend studying quality of care and barriers to providing quality care in local
514 facilities, as well as urge leadership to strengthen care and enforce quality standards
515 across health service sectors and facilities.

516

517 **Conclusion**

518 Timely and appropriate diagnosis is critical to STI treatment and control. We found that
519 half of adults with STI symptoms in two rural Ugandan communities are not seeking
520 appropriate clinical care under the syndromic management strategy. These individuals
521 are a priority for public health intervention. We recommend researchers continue to
522 focus on treatment-seeking behavior in low-resource settings and explore barriers to
523 seeking care, including health system barriers such as low quality of care; we urge
524 decision-makers to increase support for STI services in this and similar contexts.

525

526 **Acknowledgements**

527 We are grateful to the community members and leaders of Rakai who participated in
528 this research. We also give special appreciation to all the RHSP staff members and in
529 particular the STIPS team for supporting this research. We would also like to
530 acknowledge the support of Drs. Ronald Gray and Maria Wawer for their support for this
531 project undertaken at Rakai, and Joyce Yehjin Jang and Ping Teresa Yeh for their help
532 preparing this manuscript for submission.

533

534 **References**

- 535 1. Ward H, Mertens TE, Thomas C. Health Seeking Behaviour and the Control of
536 Sexually Transmitted Disease. *Health Policy and Planning*. 1997;12(1):19-28. doi:
537 10.1093/heapol/12.1.19.
- 538 2. Anderson RM. Mathematical and statistical studies of the epidemiology of HIV.
539 *Aids*. 1989;3(6):333-46. doi: 10.1097/00002030-198906000-00001.
- 540 3. World Health Organization. Sexually transmitted infections (STIs). 2019.
- 541 4. Ministry of Health Uganda. Guidelines for the syndromic management of sexually
542 transmitted infections in Uganda. 2010.
- 543 5. Uganda Bureau of Statistics (UBOS), ICF. Uganda Demographic and Health
544 Survey 2016. Kampala, Uganda and Rockville, Maryland, USA: 2018.

- 545 6. Nuwaha F, Faxelid E, Neema S, Höjer B. Lay People's Perceptions of Sexually
546 Transmitted Infections in Uganda. *International Journal of STD & AIDS*.
547 1999;10(11):709-17. doi: 10.1258/0956462991913385.
- 548 7. Nuwaha F. Determinants of Choosing Public or Private Health Care Among
549 Patients With Sexually Transmitted Infections in Uganda. *Sexually Transmitted
550 Diseases*. 2006;33(7):422-7. doi: 10.1097/01.olq.0000204574.78135.9f.
- 551 8. Fonck K, Mwai C, Ndinya-Achola J, Bwayo JOB, Temmerman M. Health-Seeking
552 and Sexual Behaviors Among Primary Healthcare Patients in Nairobi, Kenya.
553 *Sexually Transmitted Diseases*. 2002;29(2):106-11. doi: 10.1097/00007435-
554 200202000-00007.
- 555 9. Fonck K, Mwai C, Rakwar J, Kirui P, Ndinya-Achola JO, Temmerman M.
556 Healthcare-Seeking Behavior and Sexual Behavior of Patients With Sexually
557 Transmitted Diseases in Nairobi, Kenya. *Sexually Transmitted Diseases*.
558 2001;28(7):367-71. doi: 10.1097/00007435-200107000-00002.
- 559 10. Voeten HLNACM, O????Hara HB, Kusimba J, Otido JM, Ndinya-Achola JO, Bwayo
560 JJ, et al. Gender Differences in Health Care-Seeking Behavior for Sexually
561 Transmitted Diseases. *Sexually Transmitted Diseases*. 2004;31(5):265-72. doi:
562 10.1097/01.olq.0000124610.65396.52.
- 563 11. Rutakumwa W, Krogman N. Women's health in rural Uganda: problems, coping
564 strategies, and recommendations for change. *The Canadian journal of nursing
565 research = Revue canadienne de recherche en sciences infirmieres*.
566 2007;39(3):105-25. Epub 2007/11/01. PubMed PMID: 17970462.
- 567 12. Shewarega ES, Fentie EA, Asmamaw DB, Negash WD, Fetene SM, Teklu RE, et
568 al. Sexually transmitted infections related care-seeking behavior and associated
569 factors among reproductive age women in East Africa: a multilevel analysis of
570 demographic and health surveys. *BMC Public Health*. 2022;22(1):1714. Epub
571 20220909. doi: 10.1186/s12889-022-14120-w. PubMed PMID: 36085047; PubMed
572 Central PMCID: PMCPCMC9463758.
- 573 13. Seidu A-A, Aboagye RG, Okyere J, Adu C, Aboagye-Mensah R, Ahinkorah BO.
574 Towards the prevention of sexually transmitted infections (STIs): Healthcare-
575 seeking behaviour of women with STIs or STI symptoms in sub-Saharan Africa.
576 *Sex Transm Infect*. 2022:sextrans-2022-055424. doi: 10.1136/sextrans-2022-
577 055424.
- 578 14. Mwaka AD, Okello ES, Wabinga H, Walter FM. Symptomatic presentation with
579 cervical cancer in Uganda: a qualitative study assessing the pathways to diagnosis
580 in a low-income country. *BMC Womens Health*. 2015;15:15-. Epub 02/18. doi:
581 10.1186/s12905-015-0167-4. PubMed PMID: 25783641.
- 582 15. Grabowski MK, Mpagazi J, Kiboneka S, Ssekubugu R, Kereba JB, Nakayijja A, et
583 al. The HIV and sexually transmitted infection syndemic following mass scale-up of
584 combination HIV interventions in two communities in southern Uganda: a
585 population-based cross-sectional study. *The Lancet Global Health*.
586 2022;10(12):e1825-e34. doi: 10.1016/s2214-109x(22)00424-7.
- 587 16. Wawer MJ, Sewankambo NK, Serwadda D, Quinn TC, Kiwanuka N, Li C, et al.
588 Control of sexually transmitted diseases for AIDS prevention in Uganda: a
589 randomised community trial. *The Lancet*. 1999;353(9152):525-35. doi:
590 10.1016/s0140-6736(98)06439-3.

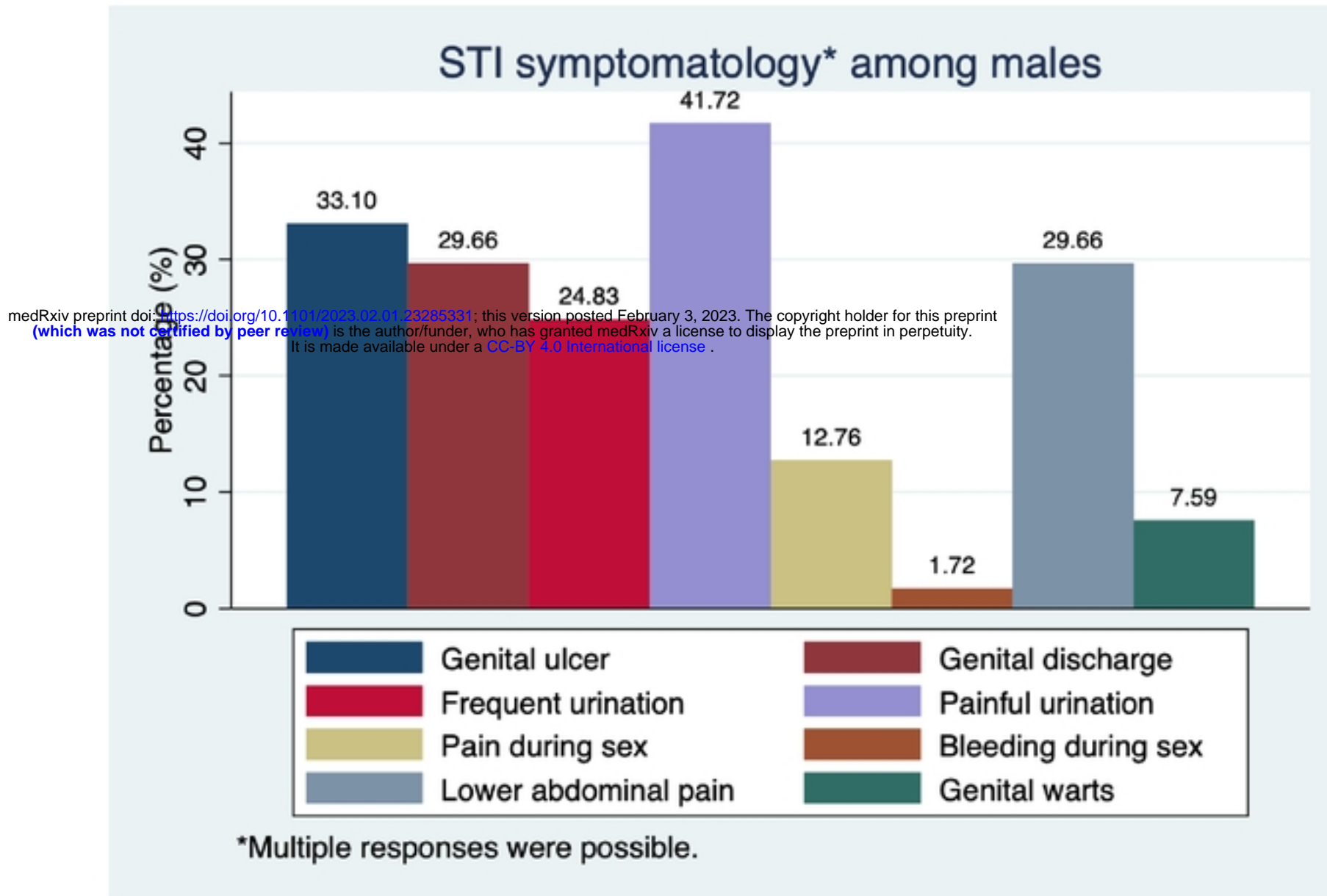
- 591 17. Barros AJD, Hirakata VN. Alternatives for logistic regression in cross-sectional
592 studies: an empirical comparison of models that directly estimate the prevalence
593 ratio. *BMC Med Res Methodol.* 2003;3:21-. doi: 10.1186/1471-2288-3-21. PubMed
594 PMID: 14567763.
- 595 18. Gamiel JL, Tobian AAR, Laeyendecker OB, Reynolds SJ, Morrow RA, Serwadda
596 D, et al. Improved performance of enzyme-linked immunosorbent assays and the
597 effect of human immunodeficiency virus coinfection on the serologic detection of
598 herpes simplex virus type 2 in Rakai, Uganda. *Clin Vaccine Immunol.*
599 2008;15(5):888-90. Epub 03/05. doi: 10.1128/CVI.00453-07. PubMed PMID:
600 18321879.
- 601 19. StataCorp. *Stata Statistical Software: Release 15.* College Station, TX: StataCorp
602 LLC; 2017.
- 603 20. Paxton LA, Kiwanuka N, Nalugoda F, Gray R, Wawer MJ. Community based study
604 of treatment seeking among subjects with symptoms of sexually transmitted
605 disease in rural Uganda. *BMJ.* 1998;317(7173):1630-1. doi:
606 10.1136/bmj.317.7173.1630. PubMed PMID: 9848902.
- 607 21. Langeni T. Contextual factors associated with treatment-seeking and higher-risk
608 sexual behaviour in Botswana among men with symptoms of sexually transmitted
609 infections. *African Journal of AIDS Research.* 2007;6(3):261-9. doi:
610 10.2989/16085900709490422.
- 611 22. Okojie CEE. Gender inequalities of health in the third world. *Social Science &
612 Medicine.* 1994;39(9):1237-47. doi: 10.1016/0277-9536(94)90356-5.
- 613 23. Azu MN, Richter S, Aniteye P. Ghanaian Men Living with Sexual Transmitted
614 Infections: Knowledge and Impact on Treatment Seeking Behaviour- A Qualitative
615 Study. *African journal of reproductive health.* 2018;22(3):24-32. Epub 2018/11/02.
616 doi: 10.29063/ajrh2018/v22i3.3. PubMed PMID: 30381929.
- 617 24. Schensul SL, Mekki-Berrada A, Nastasi B, Saggurti N, Verma RK. Healing
618 traditions and men's sexual health in Mumbai, India: The realities of practiced
619 medicine in urban poor communities. *Social Science & Medicine.*
620 2006;62(11):2774-85. doi: 10.1016/j.socscimed.2005.11.003.
- 621 25. Hawkes S, Santhya KG. Diverse realities: sexually transmitted infections and HIV
622 in India. *Sex Transm Infect.* 2002;78 Suppl 1(Suppl 1):i31-i9. doi:
623 10.1136/sti.78.suppl_1.i31. PubMed PMID: 12083445.
- 624 26. Pearson S, Makadzange P. Help-seeking behaviour for sexual-health concerns: a
625 qualitative study of men in Zimbabwe. *Culture, Health & Sexuality.*
626 2008;10(4):361-76. doi: 10.1080/13691050801894819.
- 627 27. Meyer-Weitz A, Reddy P, Weijts W, Van Den Borne B, Kok G. The socio-cultural
628 contexts of sexually transmitted diseases in South Africa: Implications for health
629 education programmes. *AIDS Care.* 1998;10(2):39-55. doi:
630 10.1080/09540129850124352.
- 631 28. Lewis JJC, Garnett GP, Nyamukapa CA, Donnelly CA, Mason PR, Gregson S.
632 Patterns of uptake of treatment for self reported sexually transmitted infection
633 symptoms in rural Zimbabwe. *Sex Transm Infect.* 2005;81(4):326-32. doi:
634 10.1136/sti.2004.012773. PubMed PMID: 16061541.
- 635 29. Meyer-Weitz A, Reddy P, Van den Borne HW, Kok G, Pietersen J. Health care
636 seeking behaviour of patients with sexually transmitted diseases: determinants of

- 637 delay behaviour. *Patient Education and Counseling*. 2000;41(3):263-74. doi:
638 10.1016/s0738-3991(99)00103-2.
- 639 30. Matovu JKB, Ssebadduka BN. Sexual risk behaviours, condom use and sexually
640 transmitted infection treatment-seeking behaviours among female sex workers and
641 truck drivers in Uganda. *International Journal of STD & AIDS*. 2012;23(4):267-
642 73. doi: 10.1258/ijsa.2011.011313.
- 643 31. Moses S, Ngugi EN, Bradley JE, Njeru EK, Eldridge G, Muia E, et al. Health care-
644 seeking behavior related to the transmission of sexually transmitted diseases in
645 Kenya. *Am J Public Health*. 1994;84(12):1947-51. doi: 10.2105/ajph.84.12.1947.
646 PubMed PMID: 7998635.
- 647 32. Grabowski MK, Serwadda DM, Gray RH, Nakigozi G, Kigozi G, Kagaayi J, et al.
648 HIV Prevention Efforts and Incidence of HIV in Uganda. *N Engl J Med*.
649 2017;377(22):2154-66. doi: 10.1056/NEJMoa1702150. PubMed PMID: 29171817.
- 650 33. Mafigiri R, Matovu JKB, Makumbi FE, Ndyababo A, Nabukalu D, Sakor M, et al.
651 HIV prevalence and uptake of HIV/AIDS services among youths (15-24 Years) in
652 fishing and neighboring communities of Kasensero, Rakai District, South Western
653 Uganda. *BMC Public Health*. 2017;17(1):251-. doi: 10.1186/s12889-017-4166-2.
654 PubMed PMID: 28288604.
- 655 34. Chang LW, Grabowski MK, Ssekubugu R, Nalugoda F, Kigozi G, Nantume B, et al.
656 Heterogeneity of the HIV epidemic in agrarian, trading, and fishing communities in
657 Rakai, Uganda: an observational epidemiological study. *Lancet HIV*.
658 2016;3(8):e388-e96. Epub 07/09. doi: 10.1016/S2352-3018(16)30034-0. PubMed
659 PMID: 27470029.
- 660 35. Kagaayi J, Chang LW, Ssempijja V, Grabowski MK, Ssekubugu R, Nakigozi G, et
661 al. Impact of combination HIV interventions on HIV incidence in hyperendemic
662 fishing communities in Uganda: a prospective cohort study. *The lancet HIV*.
663 2019;6(10):e680-e7. Epub 09/15. doi: 10.1016/S2352-3018(19)30190-0. PubMed
664 PMID: 31533894.
- 665 36. Billioux VG, Chang LW, Reynolds SJ, Nakigozi G, Ssekasanvu J, Grabowski MK,
666 et al. Human immunodeficiency virus care cascade among sub-populations in
667 Rakai, Uganda: an observational study. *J Int AIDS Soc*. 2017;20(1):21590-. doi:
668 10.7448/IAS.20.1.21590. PubMed PMID: 28605171.
- 669 37. Nakigozi G, Makumbi F, Reynolds S, Galiwango R, Kagaayi J, Nalugoda F, et al.
670 Non-enrollment for free community HIV care: findings from a population-based
671 study in Rakai, Uganda. *AIDS Care*. 2011;23(6):764-70. doi:
672 10.1080/09540121.2010.525614. PubMed PMID: 21293989.
- 673 38. Nakigozi G, Atuyambe L, Kanya M, Makumbi FE, Chang LW, Nakyanjo N, et al. A
674 qualitative study of barriers to enrollment into free HIV care: perspectives of never-
675 in-care HIV-positive patients and providers in Rakai, Uganda. *Biomed Res Int*.
676 2013;2013:470245-. Epub 08/22. doi: 10.1155/2013/470245. PubMed PMID:
677 24058908.
- 678 39. Adanu RM, Hill AG, Seffah JD, Darko R, Anarfi JK, Duda RB. Sexually transmitted
679 infections and health seeking behaviour among Ghanaian women in Accra. *African
680 journal of reproductive health*. 2008;12(3):151-8. Epub 2009/05/14. PubMed PMID:
681 19435019.

- 682 40. Sharma D, Goel NK, Thakare MM. Prevalence of reproductive tract infection
683 symptoms and treatment-seeking behavior among women: A community-based
684 study. *Indian journal of sexually transmitted diseases and AIDS*. 2018;39(2):79-83.
685 doi: 10.4103/ijstd.IJSTD_97_16. PubMed PMID: 30623176.
- 686 41. Okello DO, Lubanga R, Guwatudde D, Sebina-Zziwa A. The challenge to restoring
687 basic health care in Uganda. *Social Science & Medicine*. 1998;46(1):13-21.
688 doi: 10.1016/s0277-9536(97)00130-5.
- 689 42. Jacobs B, Whitworth J, Kambugu F, Pool R. Sexually Transmitted Disease
690 Management in Uganda's Private-for-Profit Formal and Informal Sector and
691 Compliance With Treatment. *Sexually Transmitted Diseases*. 2004;31(11):650-4.
692 doi: 10.1097/01.olq.0000143087.08185.17.
- 693 43. Kengeya-Kayondo JF, Seeley JA, Kajura-Bajenja E, Kabunga E, Mubiru E,
694 Sembajja F, et al. Recognition, treatment seeking behaviour and perception of
695 cause of malaria among rural women in Uganda. *Acta Tropica*. 1994;58(3-4):267-
696 73. doi: 10.1016/0001-706x(94)90020-5.
- 697 44. Nydomugenyi R. Research report. The use of formal and informal services for
698 antenatal care and malaria treatment in rural Uganda. *Health Policy and Planning*.
699 1998;13(1):94-102. doi: 10.1093/heapol/13.1.94.
- 700 45. Macrae J, Zwi AB, Gilson L. A triple burden for health sector reform: 'Post'-conflict
701 rehabilitation in Uganda. *Social Science & Medicine*. 1996;42(7):1095-108.
702 doi: 10.1016/0277-9536(95)00338-x.
- 703 46. Chen L, Evans T, Anand S, Boufford JI, Brown H, Chowdhury M, et al. Human
704 resources for health: overcoming the crisis. *The Lancet*. 2004;364(9449):1984-90.
705 doi: 10.1016/s0140-6736(04)17482-5.
- 706 47. Konde-Lule J, Gitta SN, Lindfors A, Okuonzi S, Onama VO, Forsberg BC. Private
707 and public health care in rural areas of Uganda. *BMC Int Health Hum Rights*.
708 2010;10:29-. doi: 10.1186/1472-698X-10-29. PubMed PMID: 21106099.
- 709 48. Jayapalan S. Healthcare-seeking preferences of patients with sexually transmitted
710 infection attending a tertiary care center in South Kerala. *Indian Journal of Sexually
711 Transmitted Diseases and AIDS*. 2016;37(2):157. doi: 10.4103/0253-7184.188483.
- 712 49. Lan PT, Fixelid E, Chuc NTK, Mogren I, Lundborg CS. Perceptions and attitudes
713 in relation to reproductive tract infections including sexually transmitted infections
714 in rural Vietnam: A qualitative study. *Health Policy*. 2008;86(2-3):308-17. doi:
715 10.1016/j.healthpol.2007.11.007.
- 716 50. Vuylsteke B, Ghys PD, Mah-bi G, Konan Y, Traoré M, Wiktor SZ, et al. Where do
717 sex workers go for health care? A community based study in Abidjan, Côte
718 d'Ivoire. *Sex Transm Infect*. 2001;77(5):351-2. doi: 10.1136/sti.77.5.351. PubMed
719 PMID: 11588281.
- 720 51. Mukanyangezi MF, Manzi O, Tobin G, Rulisa S, Bienvenu E, Giglio D. Sexual risk
721 behaviour in a cohort of HIV-negative and HIV-positive Rwandan women.
722 *Epidemiol Infect*. 2018;147:e54-e. doi: 10.1017/S0950268818003023. PubMed
723 PMID: 30501649.
- 724 52. Kennedy C, O'Reilly K, Medley A, Sweat M. The impact of HIV treatment on risk
725 behaviour in developing countries: A systematic review. *AIDS Care*.
726 2007;19(6):707-20. doi: 10.1080/09540120701203261.

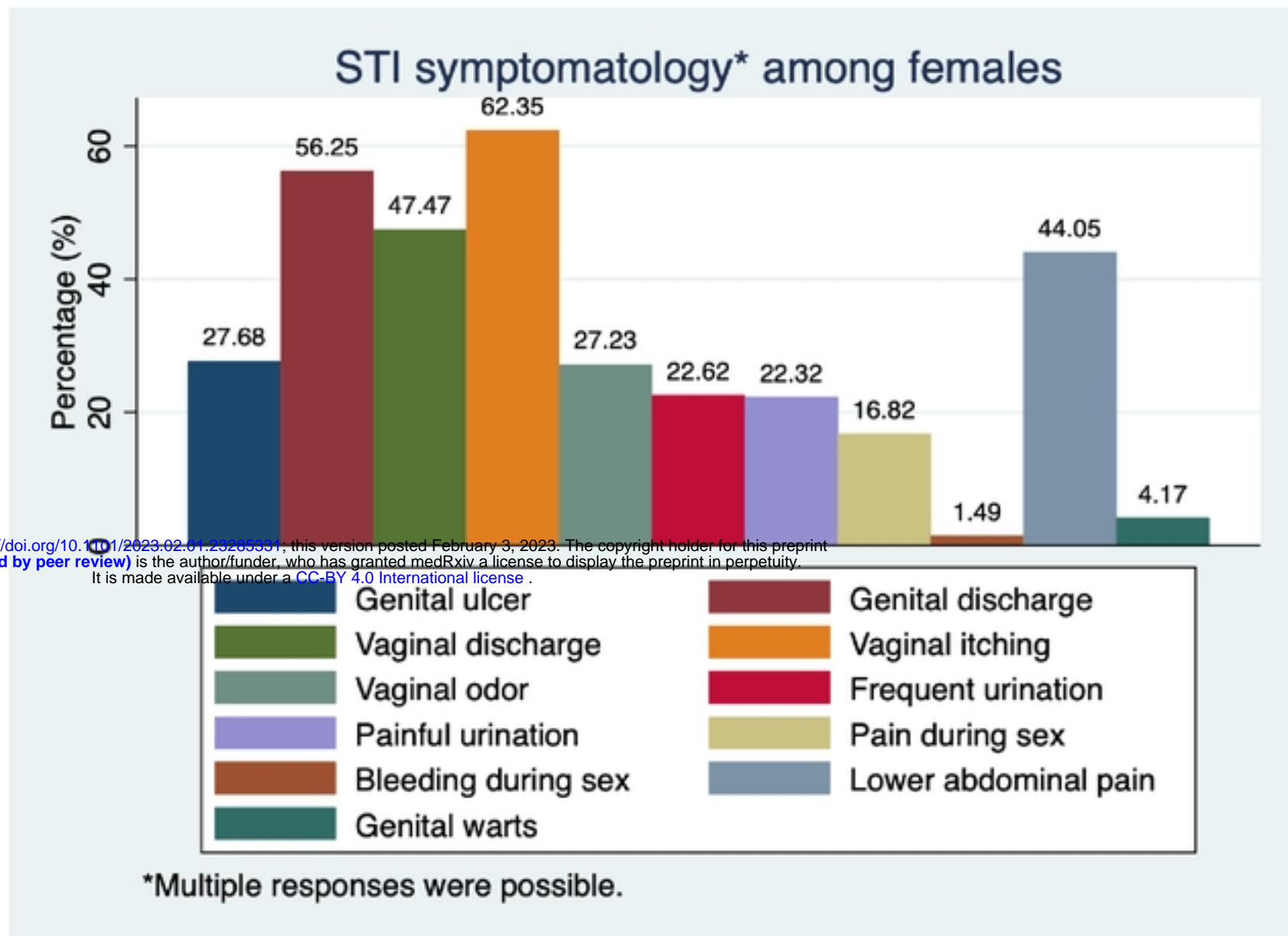
- 727 53. Doyle JS, Degenhardt L, Pedrana AE, McBryde ES, Guy RJ, Stoové MA, et al.
728 Effects of HIV Antiretroviral Therapy on Sexual and Injecting Risk-Taking Behavior:
729 A Systematic Review and Meta-analysis. *Clinical Infectious Diseases*.
730 2014;59(10):1483-94. doi: 10.1093/cid/ciu602.
- 731 54. Okoboi S, Castelnovo B, Moore DM, Musaaazi J, Kambugu A, Birungi J, et al.
732 Risky sexual behavior among patients on long-term antiretroviral therapy: a
733 prospective cohort study in urban and rural Uganda. *AIDS Res Ther*.
734 2018;15(1):15-. doi: 10.1186/s12981-018-0203-1. PubMed PMID: 30340608.
- 735 55. Mapp F, Wellings K, Hickson F, Mercer CH. Understanding sexual healthcare
736 seeking behaviour: why a broader research perspective is needed. *BMC Health
737 Serv Res*. 2017;17(1):462-. doi: 10.1186/s12913-017-2420-z. PubMed PMID:
738 28683744.
- 739 56. Verma A, Kumar Meena J, Banerjee B. A Comparative Study of Prevalence of
740 RTI/STI Symptoms and Treatment Seeking Behaviour among the Married Women
741 in Urban and Rural Areas of Delhi. *Int J Reprod Med*. 2015;2015:563031-. Epub
742 01/27. doi: 10.1155/2015/563031. PubMed PMID: 25763407.
- 743 57. Sudhinaraset M, Ingram M, Lofthouse HK, Montagu D. Correction: What Is the
744 Role of Informal Healthcare Providers in Developing Countries? A Systematic
745 Review. *PLoS ONE*. 2013;8(9). doi: 10.1371/annotation/93bc7847-5c4e-4b66-
746 8923-500aa4fa4da5.
- 747 58. Basu S, Andrews J, Kishore S, Panjabi R, Stuckler D. Comparative performance of
748 private and public healthcare systems in low- and middle-income countries: a
749 systematic review. *PLoS Med*. 2012;9(6):e1001244-e. Epub 06/19. doi:
750 10.1371/journal.pmed.1001244. PubMed PMID: 22723748.
751

Figure 1. Symptomatology of STIPS participants who reported STI-related symptoms in past 6 months (N=962), by gender



A – Males

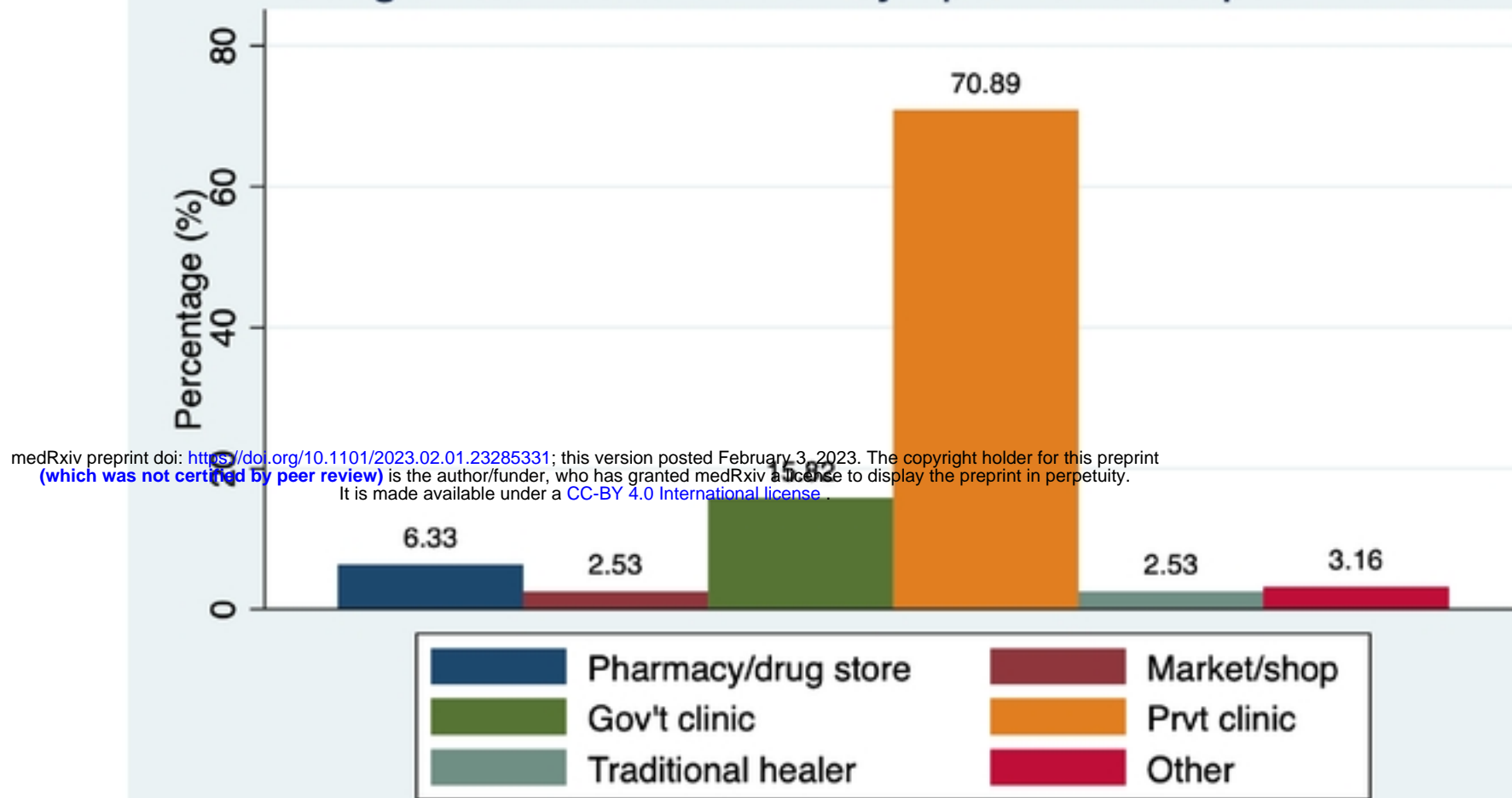
medRxiv preprint doi: <https://doi.org/10.1101/2023.02.01.23283331>; this version posted February 3, 2023. The copyright holder for this preprint (which was not certified by peer review) is the author/funder, who has granted medRxiv a license to display the preprint in perpetuity. It is made available under a [CC-BY 4.0 International license](https://creativecommons.org/licenses/by/4.0/).



B – Females

Figure 2. Treatment locations reported by STIPS participants who sought treatment for their symptoms in the past 6 months (N=545)

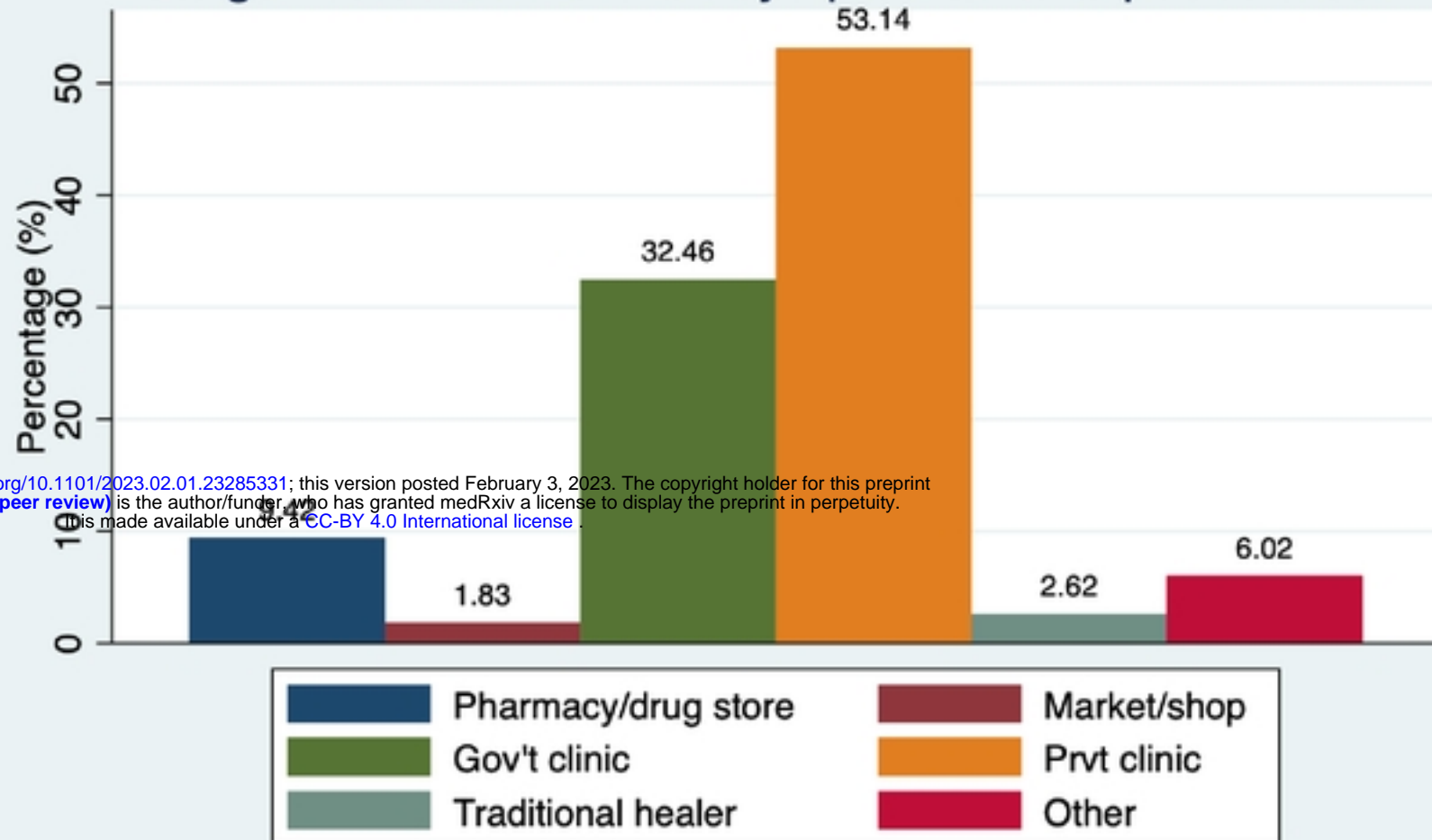
Treatment locations reported by STIPS participants who sought treatment for their symptoms in the past 6 mos.*



*Multiple responses were possible.

A- Males

Treatment locations reported by STIPS participants who sought treatment for their symptoms in the past 6 mos.*



medRxiv preprint doi: <https://doi.org/10.1101/2023.02.01.23285331>; this version posted February 3, 2023. The copyright holder for this preprint (which was not certified by peer review) is the author/funder, who has granted medRxiv a license to display the preprint in perpetuity. It is made available under a [CC-BY 4.0 International license](https://creativecommons.org/licenses/by/4.0/).

*Multiple responses were possible.

B – Females

Key:

Gov't clinic=government clinic; Prvt clinic=private clinic; mos.=months