



13 **Abstract**

14 Background: Coronavirus disease 2019 (COVID-19), caused by severe acute respiratory  
15 syndrome coronavirus 2 (SARS-CoV-2), has created enormous medical and economic  
16 burdens on human society. However, the co-existence of COVID-19 and diseases in tropical  
17 regions is not taken seriously. To improve the understanding of the current status and trends  
18 on crosstalk of COVID-19 and tropical diseases, this paper provided an analysis, from a  
19 bibliometric perspective, of the COVID-19-related publications in ‘Tropical  
20 Medicine’-entitled journals.

21 Methods: We used Clarivate Analytics and VOSviewer to analyze 783 publications in  
22 seven ‘Tropical Medicine’-entitled journals. Document overview, basic bibliometric  
23 characteristics, citation performance, co-authorship, co-citation, bibliographic coupling, and  
24 co-occurrence of keywords and terms were summarized in this article.

25 Results: Document overview revealed that 76.12% of the related publications were  
26 published in open access mode, and basic bibliometric characteristics indicated that the year  
27 2021 was the peak of the number of publications, the documents in the seven journals were  
28 unevenly distributed, and ‘article’ was the main publication type. The citation performance  
29 analysis elucidated that the documents of interest were frequently cited. The co-authorship  
30 analysis showed cooperation networks on the level of region, organization and author.  
31 General knowledge of COVID-19 was the overlap of co-citation and bibliographic coupling  
32 behavior. Finally, the co-occurrence of keywords and terms revealed the current and emerging  
33 hotspots.

34 Conclusions: The main current research focuses in ‘Tropical Medicine’-entitled journals

35 are the clinical features of COVID-19 patients, and the emerging trends are the hesitancy in  
36 making vaccines against SARS-CoV-2 and the circumstance where COVID-19 coexisted with  
37 tropical diseases. In summary, this bibliometric analysis of COVID-19-related studies in  
38 seven ‘Tropical Medicine’-entitled journals highlights the current research focuses of this  
39 field to inspire future studies.

40

#### 41 **Keywords**

42 Tropical medicine; COVID-19; Bibliometric analysis; VOSviewer

43

#### 44 **1 Introduction**

45 Coronavirus Disease 2019 (COVID-19), induced by Severe Acute Respiratory Syndrome  
46 Coronavirus 2 (SARS-CoV-2)<sup>[1]</sup>, has become a severe worldwide epidemic. As an  
47 indispensable part of the world, the tropical region (defined by the region between Tropic of  
48 Capricorn and Tropic of Cancer) is inevitably impacted by the COVID-19 epidemic<sup>[2]</sup>.  
49 According to the data of World Health Organization COVID-19 dashboard  
50 (<https://covid19.who.int/>), there are 9138808 cumulative confirmed cases and 173674  
51 cumulative death cases by 6:19 pm (CEST), July 6<sup>th</sup>, 2022. Besides, the co-existence of  
52 COVID-19 and diseases in tropical regions, especially neglected tropical diseases, makes the  
53 pandemic even more threatening and complicated<sup>[3]</sup>.

54 In this scenario, scientific journals within the scope of tropical medicine have paid great

55 attention to the evolving state of the COVID-19 pandemic. Seven ‘Tropical  
 56 Medicine’-entitled journals indexed by Science Citation Index Expanded in Web of Science  
 57 Core Collection, i.e., *Journal of Tropical Medicine*, *Southeast Asian Journal of Tropical*  
 58 *Medicine and Public Health*, *Tropical Medicine & International Health*, *Tropical Medicine*  
 59 *and Infectious Disease*, *Transactions of the Royal Society of Tropical Medicine and Hygiene*,  
 60 *Asian Pacific Journal of Tropical Medicine* and *American Journal of Tropical Medicine and*  
 61 *Hygiene*, must be mentioned. A considerable number of valuable contributions regarding  
 62 COVID-19 have been published by the seven journals. The detailed information about these  
 63 journals can be found in **Table 1**.

64 **Table 1** Information about the seven ‘Tropical Medicine’-entitled journals. Collected from  
 65 journal official websites and 2022 Clarivate Journal Citation Reports (JCR).

Journal name	Publisher	Region	ISSN or eISSN	Publication frequency (issue/year)	2022 Impact factor	2022 JCR quartile
Journal of Tropical Medicine	Hindawi	USA	1687-9686	1	2.705	Q2
Southeast Asian Journal of Tropical Medicine and Public Health	Southeast Asian Ministers of Education Organization	Thailand	0125-1562	6	0.209	Q4
Tropical Medicine & International Health	Wiley	England	1360-2276	12	3.918	Q2
Tropical Medicine and Infectious Disease	MDPI	Switzerland	2414-6366	4	3.711	Q2
Transactions of the Royal Society of Tropical Medicine and Hygiene	Oxford University Press	England	0035-9203	12	2.455	Q3
Asian Pacific Journal of Tropical Medicine	Wolters Kluwer Medknow Publications	India	1995-7645	12	3.041	Q2
American Journal of Tropical Medicine and Hygiene	American Society of Tropical Medicine &	USA	0002-9637	12	3.707	Q2

---

Hygiene

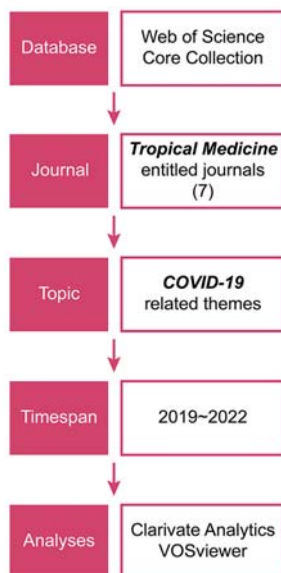
---

66 A question raises ‘what are the current status and emerging trends about the relevant  
67 studies?’ To address this issue, bibliometric analysis should be performed<sup>[4]</sup>. Although some  
68 general bibliometric research upon COVID-19 has been accomplished<sup>[5-9]</sup>, by far, no specific  
69 bibliometric study on the COVID-19-related publications in ‘Tropical Medicine’-entitled  
70 journals, which impedes the understanding of the current status and emerging trends.

71 In this work, a comprehensive bibliometric study was carried out. Using Clarivate  
72 Analytics and VOSviewer as tools, document overview, basic bibliometric characteristics,  
73 citation performance, co-authorship, co-citation, bibliographic coupling, and co-occurrence of  
74 keywords and terms were analyzed thoroughly. The current status and emerging trends were  
75 further summarized based on the results. We hoped this piece of work could help to master the  
76 *status quo* of COVID-19-related studies in important ‘Tropical Medicine’-entitled journals  
77 and trigger the upcoming contributions.

## 78 **2 Methods**

79 The bibliometric methodology of this work is summarized in **Scheme 1**.



80  
81

**Scheme 1** Framework of bibliometric methodology.

## 82 **2.1 Document survey**

83 The COVID-19-related publications in seven ‘Tropical Medicine’-entitled journals, viz.  
84 *Journal of Tropical Medicine*, *Southeast Asian Journal of Tropical Medicine and Public*  
85 *Health*, *Tropical Medicine & International Health*, *Tropical Medicine and Infectious Disease*,  
86 *Transactions of the Royal Society of Tropical Medicine and Hygiene*, *Asian Pacific Journal of*  
87 *Tropical Medicine*, and *American Journal of Tropical Medicine and Hygiene* were retrieved  
88 from Web of Science Core Collection database, accessed through Jinan University.

89 Document survey was performed at 2 pm, on June 30<sup>th</sup>, 2022 (time zone: UST + 8). The  
90 full query set was as follows. Definitions of codes: SO-journal title, TS-topic. ‘OR’ and ‘AND’  
91 were Boolean operators.

92 #1: (SO = Journal of Tropical Medicine) OR (SO = Southeast Asian Journal of Tropical  
93 Medicine and Public Health) OR (SO = Tropical Medicine & International Health) OR (SO =  
94 Tropical Medicine and Infectious Disease) OR (SO = Transactions of the Royal Society of

95 Tropical Medicine and Hygiene) OR (SO = Asian Pacific Journal of Tropical Medicine) OR  
96 (SO = American Journal of Tropical Medicine and Hygiene).

97 #2: (TS = COVID) OR (TS = COVID 19) OR (TS = COVID-19) OR (TS = COVID  
98 2019) OR (TS = Coronavirus Disease 2019) OR (TS = COVID-2019) OR (TS = SARS CoV  
99 2) OR (TS = SARS-CoV-2) OR (TS = Severe Acute Respiratory Syndrome Coronavirus 2)  
100 OR (TS = SARS Coronavirus 2) OR (TS = 2019-nCoV) OR (TS = 2019 nCoV).

101 #3: #1 AND #2.

102 Further, considering the outbreak time of COVID-19, the publication time was refrained  
103 to 2019~2022, by 2 pm, June 30<sup>th</sup>, 2022 (time zone: UST + 8). The retrieved documents were  
104 exported as plain text and tab-delimited files for subsequent analyses.

## 105 **2.2 Bibliometric analysis**

106 The documents were analyzed by the analytical module of Clarivate Analytics  
107 (associated with Web of Science)<sup>[10]</sup>, and VOSviewer (version 1.6.17, Leiden University,  
108 Leiden, Netherlands)<sup>[11]</sup>, to showcase the knowledge domain and emerging trends.

109 Clarivate Analytics: Information about language, open access modes, publication years,  
110 journal titles, research areas, publication types, geographic distribution, organizations, authors,  
111 and funding agencies was analyzed. Moreover, citation performance was demonstrated by  
112 total citing articles, citing articles without self-citations, average citing articles per item, total  
113 times cited, times cited without self-citations, average times cited per item, and Hirsch index  
114 (*H*-index). The top-20 cited publications were extracted.

115 VOSviewer: Networks about co-authorship (regions, organizations and authors),

116 co-citation, bibliographic coupling and co-occurrence (author keywords + keywords plus and  
117 title/abstract terms) were created. The full counting method was utilized to fabricate the  
118 clustered or time-overlay networks. Threshold values for network preparation: co-authorship,  
119 regions-15; co-authorship, organizations-10; co-authorship, authors-5; co-citation-20;  
120 bibliographic coupling-30; co-occurrence, author keywords + keywords plus-5; co-occurrence,  
121 title/abstract terms-50.

## 122 **3 Results**

### 123 **3.1 Document overview**

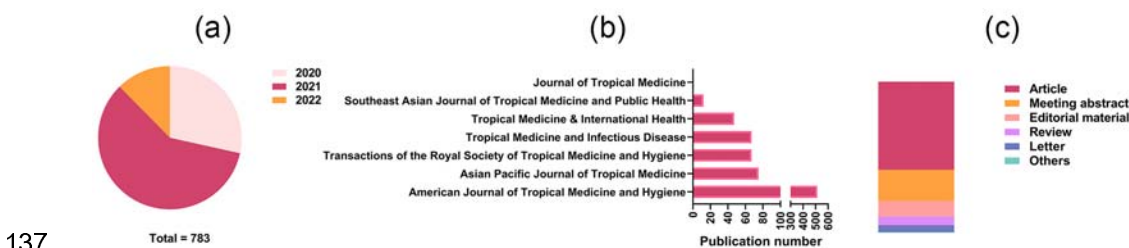
124 A literature survey returned 783 documents in total. All (783, 100%) of these documents  
125 were written in English, which favored global communications<sup>[12]</sup>. A large proportion (596,  
126 76.12%) of them were published in open access (OA) mode, which demonstrated a relatively  
127 high level in a research field compared to previous studies<sup>[13-15]</sup>. The OA mode made it free to  
128 download and read the published COVID-19-related works, increasing the accessibility and  
129 visibility<sup>[16]</sup>, which might be especially beneficial to developing regions.

### 130 **3.2 Basic bibliometric characteristics**

131 The distribution of publication years of the 783 documents is depicted in **Figure 1(a)**.  
132 There were 223 (28.48%), 463 (59.13%) and 97 (12.39%) documents published in 2020, 2021  
133 and 2022, respectively. ‘Tropical Medicine’-entitled journals showed their concerns about  
134 COVID-19 in an early stage of the epidemic (the year 2020), and the first five papers were  
135 published in March 2020<sup>[17-21]</sup>. The year 2021 witnessed a 107.62% increase in publication



136 numbers to 2020, suggesting the raising concerns.



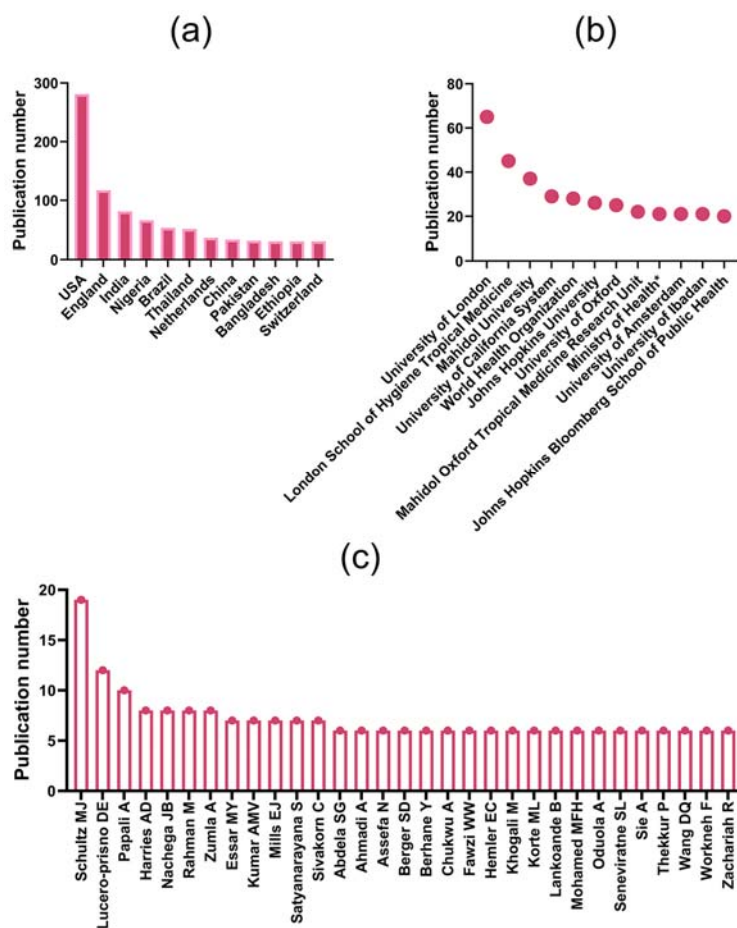
137  
138 **Figure 1** Distribution of publication years (a), journals (b) and publication types (c) of the retrieved documents.

139 **Figure 1(b)** shows the distribution of journals. All seven journals of interest had  
140 published relevant works, but the publication number varied. *American Journal of Tropical*  
141 *Medicine and Hygiene* published most papers (514, 65.65%), followed by *Asian Pacific*  
142 *Journal of Tropical Medicine* (75, 9.58%), *Transactions of the Royal Society of Tropical*  
143 *Medicine and Hygiene* (67, 8.56%) and *Tropical Medicine and Infectious Disease* (67, 8.56%).  
144 The other journals published less than 50 related works: *Tropical Medicine & International*  
145 *Health* (47, 6.00%), *Southeast Asian Journal of Tropical Medicine and Public Health* (12,  
146 1.53%) and *Journal of Tropical Medicine* (1, 0.13%). It should be noted that the varied  
147 numbers only partly reflexed the emphases laid on COVID-19 research, but were not  
148 indicators of the journal's scientific standard.

149 The distribution of publication types is summarized in **Figure 1(c)**. Articles (456,  
150 58.24%) were the major publication type. Interestingly, meeting abstracts accounted for a  
151 considerable proportion of 20.69%. It was inferred that some important conferences were held  
152 to review the *status quo* of the epidemic and the state-of-the-art of therapeutic strategies, and  
153 the accepted abstracts of these meetings might provide meaningful cutting-edge information.  
154 The percentage of reviews was relatively low (5.62%), which was lower than editorial  
155 materials (10.35%) and close to letters (4.73%). It was anticipated that more reviews could be

156 written to summarize the current status of this field, which would help to figure out the future  
 157 directions<sup>[22]</sup>.

158 **Figure 2(a)** depicts the top geographical distribution of the retrieved documents. Twelve  
 159 regions contributed at least 30 publications. The USA was the main contributor, with 281  
 160 publications, followed by England with 117 publications. The other regions (India, Nigeria,  
 161 Brazil, Thailand, Netherlands, China, Pakistan, Bangladesh, Ethiopia and Switzerland)  
 162 contributed less than 100 publications. It was shown that both topical and non-tropical,  
 163 developed, and developing regions participated in the contribution. Hence, it was a global  
 164 trend to publish COVID-19-related works in ‘Tropical Medicine’-entitled journals.



165  
 166 **Figure 2** Top geographical distribution (a), distribution of top organizations (b) and top authors (c) of the retrieved  
 167 documents. Of note, ‘Ministry of Health’ in (b) included Ministry of Health of Guinea (1), Bhutan (1), Vietnam (1),

168 Brazil (2), Kenya (1), Brunei (1), Saudi Arabia (2), Uganda (4), Italy (1), Sri Lanka (1), Dem Rep Congo (2),  
169 Malawi (1), Nicaragua (1), Somalia (1), Rwanda (1) and Israel (1).

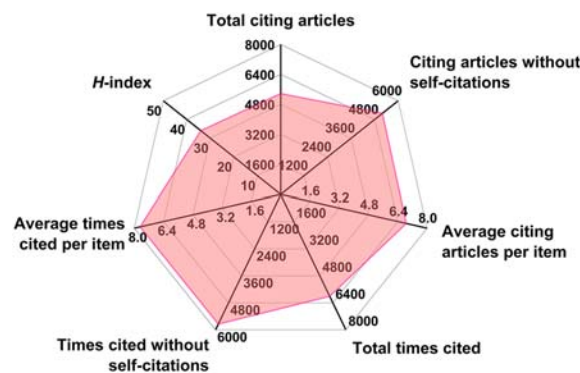
170 According to **Figure 2(b)**, 11 organizations contributed  $\geq 20$  publications; ‘Ministry of  
171 Health’ ranking the 9<sup>th</sup> was not an individual organization, but a combination of the ministries  
172 in different regions (Guinea, Bhutan, Vietnam, Brazil, Kenya, Brunei, Saudi Arabia, Uganda,  
173 Italy, Sri Lanka, Dem Rep Congo, Malawi, Nicaragua, Somalia, Rwanda and Israel, most of  
174 them were tropical regions). As institutes in tropical regions, Mahidol University (Thailand),  
175 Mahidol-Oxford Tropical Medicine Research Unit (Thailand), and University of Ibadan  
176 (Nigeria) appeared on the list of top contributors. University of London (England) and  
177 London School of Hygiene & Tropical Medicine (England) acted as the top organizations, and  
178 the University of Oxford (England), University of Amsterdam (Netherlands), *etc.* also  
179 contributed a large number of publications, revealing that institutions in non-tropical regions  
180 were concerned about the crosstalk of COVID-19 and tropical diseases as well. World Health  
181 Organization to improve the health level of all humankind ranked as top 5<sup>[23]</sup>, which  
182 elaborated its concerns about the impact of COVID-19 in tropical regions. Additionally, the  
183 geographical distribution of the top organizations was basically in parallel with **Figure 2(a)**.

184 The most fruitful authors (31 with over 5 publications) in this field are listed in **Figure**  
185 **2(c)**. Schultz MJ (primary affiliation: Mahidol University, Thailand), Lucero-prisno DE  
186 (primary affiliation: London School of Hygiene & Tropical Medicine, England), and Papali A  
187 (Atrium Health, USA) with 19, 12 and 10 papers were the top-3 authors, who were all from  
188 the top contributing regions in **Figure 2(a)**. The other authors published 6~8 papers. For  
189 newly emerging investigators, it would be advisable to seek collaboration with these fruitful  
190 authors.

191 The basic bibliometric characteristics of 783 documents were described above. A peak  
192 number of publications occurred in the year 2021, the documents were distributed unevenly in  
193 the seven journals and ‘article’ was the major publication type. The top contributing regions,  
194 organizations and authors were summarized, and the results showed that global discussion  
195 was included in the seven journals. Some peripheral data can be found in **Supplementary**  
196 **Material Tab. S1 and S2.**

### 197 **3.3 Citation performance**

198 The citation performance of the 783 documents was scrutinized, and the results are  
199 displayed in **Figure 3**. The numbers of total citing articles, citing articles without  
200 self-citations, total times cited and times cited without self-citations were 5372, 5195, 6015  
201 and 5747, respectively. It was then calculated that the self-citation only occupied a proportion  
202 of approximately 4%, which was a quite low rate compared to published literature <sup>[24-26]</sup>. It  
203 was considered that with a lower self-citation rate, the citation performance would be more  
204 significant and convincing<sup>[27]</sup>. The average number of citing articles and times cited per item  
205 were 6.86 and 7.68, respectively. Furthermore, the *H*-index was 34, meaning that 34  
206 publications were cited at least 34 times. Compared with some bibliometric studies of  
207 COVID-19<sup>[28-30]</sup>, this *H*-index was moderate. Therefore, the citation performance could be  
208 further improved, and more attention from the science community was needed. It was  
209 anticipated that the COVID-19-related research published in ‘Tropical Medicine’-entitled  
210 journals could provide more insights into the COVID-19 management during the  
211 post-COVID-19 era, by serving as valuable references.



212

213

**Figure 3** Radar map of citation performance of the retrieved documents.

214

The top-20 most cited papers were extracted, listed in **Table 2**. Documents published in

215

*Tropical Medicine & International Health, American Journal of Tropical Medicine and*

216

*Hygiene, Asian Pacific Journal of Tropical Medicine, Transactions of the Royal Society of*

217

*Tropical Medicine and Hygiene, and Tropical Medicine and Infectious Disease* (5 out of 7

218

journals) were involved in the list. Correspondingly, 1, 14, 2, 1, 1 and 1 papers were

219

published in the above journals. The journal *American Journal of Tropical Medicine and*

220

*Hygiene* with most entrances was also the top 1 publishing journal in **Figure 1(b)**. It was

221

perceived that this journal might be one of the flagship journals in its area. No entrance in

222

**Table 2** was published in *Southeast Asian Journal of Tropical Medicine and Public Health*

223

and *Journal of Tropical Medicine*, probably owing to the small number of relevant

224

publications in these journals. All entrances were published in 2020 and could be regarded as

225

pioneer research. The distribution types were to some degree interesting: 3 were editorial

226

materials, 3 were reviews and 14 were articles. The ratio was similar to that of **Figure 1(c)**.

227

Editorial materials accounted for a certain proportion, and even the top 1 paper was an

228

editorial material<sup>[18]</sup>. The appearance of editorial materials in the most cited papers was a rare

229

case in bibliometric analyses<sup>[31-33]</sup>. It should be explained by that the editorial members of the

230

related journals were highly concerned about the COVID-19 epidemic, and they offered

231 useful insights that deserved widespread attention (especially regarding the evolving status of  
232 the epidemic<sup>[18, 34]</sup>, and the administration of potential SARS-CoV-2 inhibitors)<sup>[35]</sup>. In addition,  
233 the total citations per paper varied between 52 and 930, 7~132-fold higher than the average  
234 times cited obtained in **Figure 3** (~7).  
235

**Table 2** Top-20 most cited papers.

No.	Title	Journal	First author	Publication year	Publication type	Total citations	Average citations per year
1	The COVID-19 epidemic	Tropical Medicine & International Health	Thirumalaisamy P. Velavan	2020	Editorial material	930	310.00
2	COVID-19-related infodemic and its impact on public health: A global social media analysis	American Journal of Tropical Medicine and Hygiene	Md Saiful Islam	2020	Article	217	72.33
3	Knowledge and attitude toward COVID-19 among healthcare workers at District 2 Hospital, Ho Chi Minh City	Asian Pacific Journal of Tropical Medicine	Huynh Giao	2020	Article	169	56.33
4	Metformin treatment was associated with decreased mortality in COVID-19 patients with diabetes in a retrospective analysis	American Journal of Tropical Medicine and Hygiene	Pan Luo	2020	Article	141	47.00
5	Respiratory support in COVID-19 patients, with a focus on resource-limited settings	American Journal of Tropical Medicine and Hygiene	Arjen M. Dondorp	2020	Review	87	29.00
6	Threat of COVID-19 vaccine hesitancy in pakistan: The need for measures to neutralize misleading	American Journal of Tropical Medicine and Hygiene	Yusra Habib Khan	2020	Article	83	27.67
7	Ivermectin and COVID-19: Keeping rigor in times of urgency	American Journal of Tropical Medicine and Hygiene	Carlos Chaccour	2020	Editorial material	80	26.67
8	COVID-19: A fast evolving pandemic	Transactions of the Royal Society of Tropical Medicine and Hygiene	Jimmy Whitworth	2020	Editorial material	78	26.00
9	Prognosis of COVID-19 in patients with liver and kidney	Tropical Medicine and	Tope Oyelade	2020	Review	72	24.00

	diseases: An early systematic review and meta-analysis	Infectious Disease					
10	Hydroxychloroquine in the treatment of COVID-19: A multicenter randomized controlled study	American Journal of Tropical Medicine and Hygiene	Sherief Abd-Elsalam	2020	Article	69	23.00
11	Association of country-wide coronavirus mortality with demographics, testing, lockdowns, and public wearing of masks	American Journal of Tropical Medicine and Hygiene	Christopher Leffler	2020	Article	68	22.67
12	Chloroquine and hydroxychloroquine for the prevention or treatment of COVID-19 in Africa: Caution for inappropriate off-label use in healthcare settings	American Journal of Tropical Medicine and Hygiene	Pascale M. Abena	2020	Article	68	22.67
13	Why is there low morbidity and mortality of COVID-19 in Africa?	American Journal of Tropical Medicine and Hygiene	M. Kariuki Njenga	2020	Article	61	20.33
14	Psychological impacts of the COVID-19 epidemic on Chinese people: Exposure, post-traumatic stress symptom, and emotion regulation	Asian Pacific Journal of Tropical Medicine	Hong-juan Jiang	2020	Article	60	20.00
15	All together to fight COVID-19	American Journal of Tropical Medicine and Hygiene	Sara Momtazmanesh	2020	Article	60	20.00
16	The Peru approach against the COVID-19 infodemic: Insights and strategies	American Journal of Tropical Medicine and Hygiene	Aldo Alvarez-Risco	2020	Article	59	19.67
17	Anxiety, distress, and turnover intention of healthcare workers in Peru by their distance to the epicenter during the COVID-19 crisis	American Journal of Tropical Medicine and Hygiene	Jaime A. Yanez	2020	Article	56	18.67
18	The 2019 novel coronavirus disease (COVID-19) pandemic: A zoonotic prospective	Asian Pacific Journal of Tropical Medicine	Chiranjib Chakraborty	2020	Review	55	18.33



19	Case report: Viral shedding for 60 days in a woman with COVID-19	American Journal of Tropical Medicine and Hygiene	Junyao Li	2020	Article	55	18.33
20	Evaluation of K18-hACE2 mice as a model of SARS-CoV-2 infection	American Journal of Tropical Medicine and Hygiene	Gregory Brett Moreau	2020	Article	52	17.33

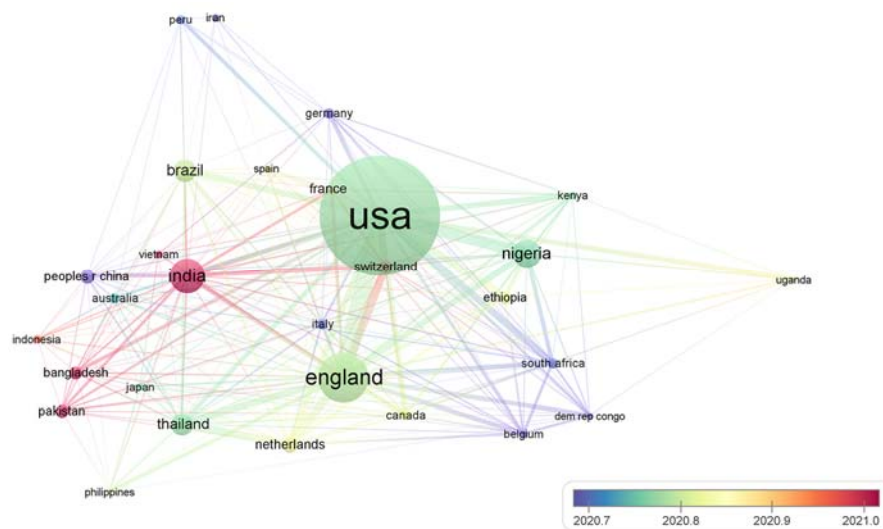
237 The citation performance analysis elucidated that the documents of interest were  
238 frequently cited, while more reuse of them should be expected. To master the topics discussed  
239 in this field, the most cited papers shown in **Table 2** were recommended to be referred to.

#### 240 **3.4 Co-authorship**

241 The co-authorship of the 783 documents was assessed on the level of regions,  
242 organizations, and authors, from ‘macroscopic’ to ‘microscopic’. The VOSviewer software  
243 widely used in knowledge domain visualization was employed henceforth<sup>[36-38]</sup>. In the  
244 visualized networks, the diameter of an item represented the strength (publication number)  
245 and the boldness of a connecting line was proportional to the link strength (frequency of  
246 co-authorship of co-occurrence). Item colors indicated different categories and mean  
247 publication times for cluster networking and time-overlay networking, respectively<sup>[39]</sup>.

248 The visualization of co-authorship, regions is provided in **Figure 4**. With the threshold of  
249 15, 29 regions were displayed on the network. The dense network suggested that the  
250 cooperation between regions was quite active. USA, England, India, Switzerland and Italy are  
251 located at the center of the network, acting as the collaborative pivots, with 28, 27, 25, 18 and  
252 16 links built, respectively. Among them, the USA, England, and India were the top 3  
253 contributing regions in **Figure 2(a)**, possessing a total link strength of 304, 251 and 103,  
254 respectively. The most intense co-authorship tiles included USA-England (link strength = 44),  
255 USA-Nigeria (link strength = 29), England-Netherlands (link strength = 21) and  
256 England-Switzerland (link strength = 20). It was indicated that the collaboration between  
257 developed regions was prevailing and that between tropical and non-tropical regions also

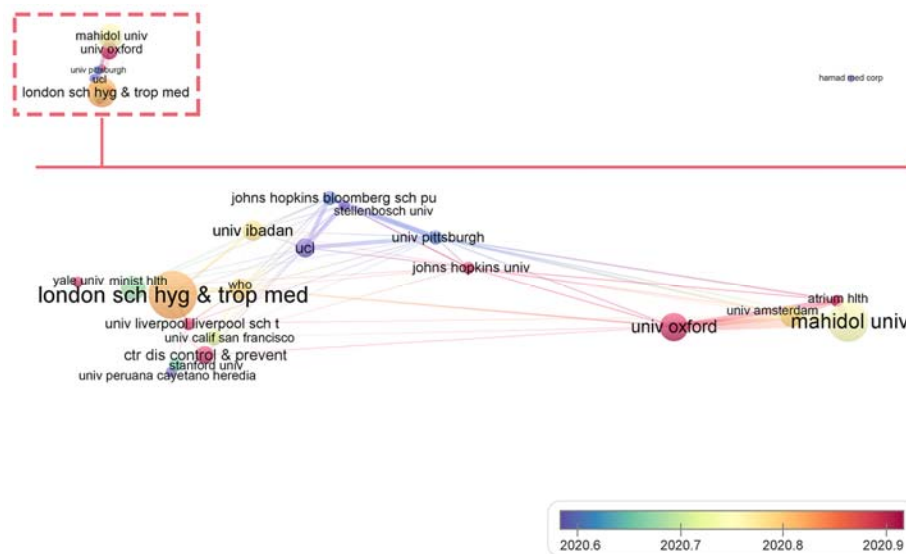
258 played an important part.



**Figure 4** Co-authorship, regions time-overlay visualization.

261 **Figure 4** also presents the information about mean publication time, as a time-overlay  
262 visualization. China, Italy, South Africa, *etc.*, marked in purple, launched cooperative research  
263 in an early stage (mean publication time ~2020.7). Marked in green, regions like the USA,  
264 England, Nigeria, and Thailand also joined the conversation in an early phase (mean  
265 publication time ~2020.8). The regions like India, Bangladesh, and Pakistan were colored in  
266 red (mean publication time ~2021.0), exhibiting a recent active role in international  
267 cooperation.

268 The visualization of the full data set of co-authorship, organizations are displayed in the  
269 upper panel of **Figure 5**. With the threshold of 10, 20 organizations were involved. However,  
270 this panel could not introduce much valuable information due to the condensed layout, expect  
271 that Hamad Medical Corporation (Qatar) did not cooperate with other organizations. To  
272 achieve a better interpretation, the condensed items in the pink box were magnified as the  
273 lower panel.



274

275

**Figure 5** Co-authorship, organizations time-overlay visualization.

276

277

278

279

280

281

282

283

284

285

286

287

288

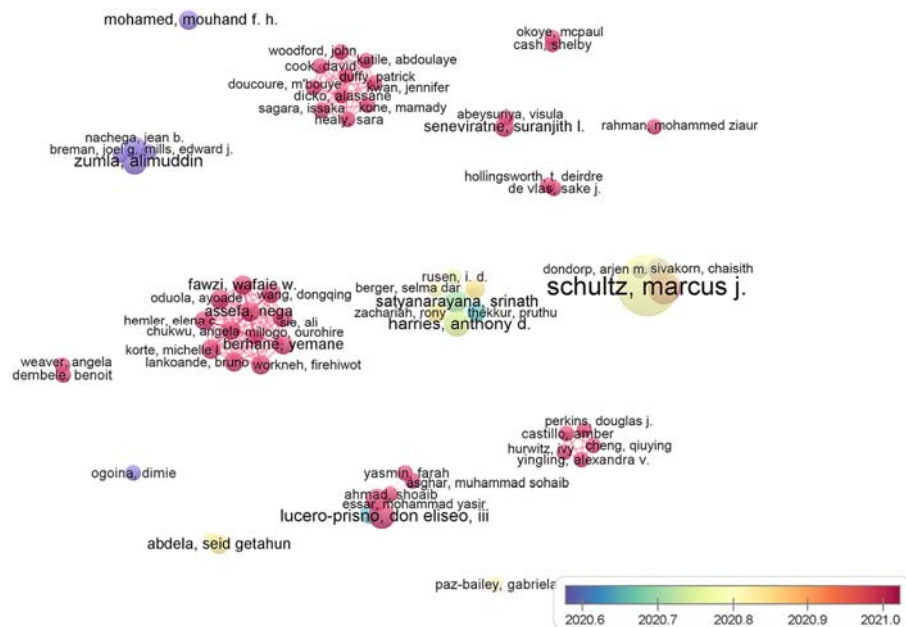
289

The network was of a spindle-like shape, whose density was much lower than in **Figure 4**. University of Pittsburgh (USA), John Hopkins University (USA), and the University of California at San Francisco (USA) were cooperative pivots, establishing 13, 12 and 12 links, respectively. As for the total link strength, Mahidol University (Thailand, 48), University of Oxford (England, 45) and University of Amsterdam (the Netherlands, 41) stood out. University of Oxford-Mahidol University (England-Thailand, 17), Mahidol University-University of Amsterdam (Thailand-Netherlands, 15), and University of Oxford-University of Amsterdam (England-Netherlands, 15) were the most intense cooperative tiles, indicating that collaboration was widely established between non-tropical and topical/non-tropical organizations. However, the collaborative relationship between topical organizations was not evidently exhibited herein.

Johns Hopkins Bloomberg School of Public Health (USA), Stellenbosch University (South Africa), University of Pittsburgh, University College of London (England, UCL), and Universidad Peruana Cayetano Heredia (Peru) participated in the cooperation in a relatively

290 early period (mean publication time ~2020.6). Organizations like the University of Oxford  
291 (England), John Hopkins University (USA), and Atrium Health (USA) were more recent  
292 collaborators, with a mean publication time of about 2020.9.

293 Subsequently, the co-authorship profile of authors is illustrated in **Figure 6**. With a  
294 threshold of 5, 62 authors were included in the visualization. Overall, the pattern of this  
295 profile was very different from **Figure 4** and **Figure 5**. There were a number of individual  
296 author groups. To be specific, 16 author groups did not share co-authorship. The seven author  
297 groups of John Woodford *et al.* (primary affiliation: National Institute of Allergy and  
298 Infectious Diseases, USA), Alimuddin Zumla *et al.* (primary affiliation: University College of  
299 London, England), Wafaie W. Fawzi *et al.* (primary affiliation: Harvard University, USA),  
300 Anthony D. Harries *et al.* (primary affiliation: International Union Against Tuberculosis and  
301 Lung Disease, France), Marcus J. Schultz *et al.* (primary affiliation: Mahidol University,  
302 Thailand), Don Eliseo (III) Lucero-prisno *et al.* (primary affiliation: London School of  
303 Hygiene & Tropical Medicine, England), and Amber Castillo *et al.* (primary affiliation: The  
304 University of New Mexico, USA) were representative large groups.



305

306

**Figure 6** Co-authorship, authors time-overlay visualization.

307

Seen from the ~2020.6 mean publication time, the three author groups of Mouhand F.H.

308

Mohamed (primary affiliation: Hamad Medical Corporation, Qatar), Alimuiddin Zumla *et al.*

309

(primary affiliation: University College of London, England), and Dimie Ogoina (primary

310

affiliation: Niger Delta University Teaching Hospital, Nigeria) involved in this field in an

311

early stage. More than half of (9/16) author groups in Figure 5 possessed the mean

312

publication time of ~2021.0, demonstrating that a large proportion of fruitful authors were

313

still active in academic cooperation.

314

By far, the co-authorship profile of the retrieved documents was analyzed. From regions,

315

organizations to authors, or macroscopic to microscopic, the cooperation network seemed to

316

become looser. It was conjectured that less fruitful organizations or authors that were not

317

involved in **Figure 5** and **Figure 6** had built cooperation relationships, adding to the dense

318

macroscopic (geographical) network. These results also inspired us not to neglect yet to value

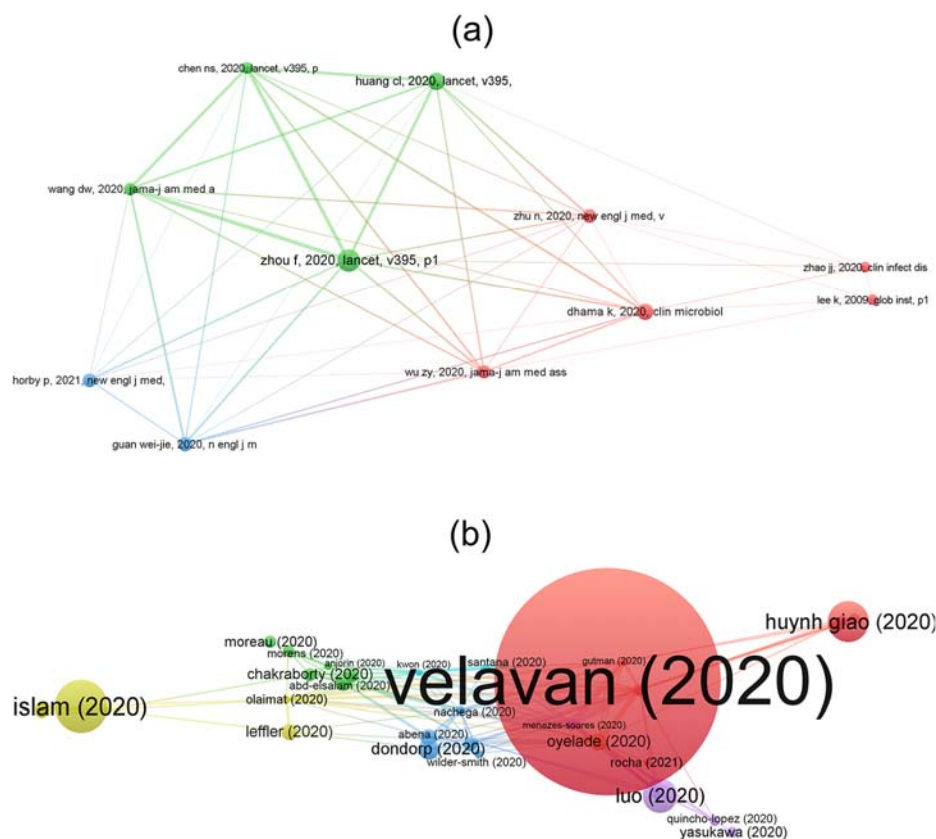
319

the contributions from non-top organizations or authors<sup>[40]</sup>.

### 320 3.5 Co-citation and bibliographic coupling

321 To describe the state-of-the-art knowledge domain, co-citation and bibliographic  
322 coupling analyses were conducted. The definition of co-citation and bibliographic coupling  
323 was as follows. Co-citation: Two references not limited to the current set were mutually cited  
324 by a publication in the current set; Bibliographic coupling: Two publications in the current  
325 sets mutually cited a reference not limited to the current set<sup>[41]</sup>. According to the above  
326 definition, the items in co-citation might be older documents published before the COVID-19  
327 epidemic or irrelevant documents published after the epidemic onset, while those in  
328 bibliographic coupling belonged to the 783 documents.

329 **Figure 7(a)** illustrates the co-citation cluster network. The threshold 20 resulted in 11  
330 qualified items. As these papers were frequently referenced by the retrieved documents, it was  
331 regarded that they constructed the knowledge base for this field<sup>[42]</sup>. Three clusters colored red,  
332 green and blue were shown, representing different elements of the knowledge base.



333

334 **Figure 7** Co-citation cluster network visualization (a) and bibliographic coupling network visualization: partial set  
 335 of items (b).

336 (1) Red cluster, 5 items: Literature (Zhu N, 2020)<sup>[43]</sup>, (Dhama K, 2020)<sup>[44]</sup>, (Wu ZY,  
 337 2020)<sup>[45]</sup>, (Zhao JJ, 2020)<sup>[46]</sup>, and (Lee K, 2009). The last item was irrelevant to the  
 338 COVID-19 pandemic and thus was omitted for analysis. This cluster was mainly about the  
 339 early knowledge about the characteristics of COVID-19 and the evolving tendency.

340 (2) Green cluster, 4 items: Literature (Zhou F, 2020)<sup>[47]</sup>, (Huang CL, 2020)<sup>[48]</sup>, (Chen NS,  
 341 2020)<sup>[49]</sup>, and (Wang DW, 2020)<sup>[50]</sup>. Papers in this cluster mainly dealt with the clinical and  
 342 epidemiological investigations of COVID-19 in China.

343 (3) Blue cluster, 2 items: Literature (Horby P, 2020)<sup>[51]</sup>, and (Guan Wei-jie, 2020)<sup>[52]</sup>. The  
 344 former item was a clinical study on the drug dexamethasone administrated to hospitalized  
 345 COVID-19 patients, while the latter item discussed clinical characteristics of COVID-19 in



346 China, both published in *New England Journal of Medicine*.

347 The bibliographic coupling network visualization of a full set of items (42) is shown in  
348 **Figure S1**. As the seven documents on the right part did not couple with the others, they  
349 added no significance to the analysis. Under this circumstance, the condensed cluster on the  
350 left part (35 items) was magnified as **Figure 7(b)**, to mine meaningful information. The  
351 coupled items, especially in the same cluster, share a high similarity of references, implying  
352 that they had similar research intention, protocol or outcome<sup>[53]</sup>. The typical papers in each  
353 cluster might be viewed as the classic research paradigm<sup>[54]</sup>. Seven clusters colored in red,  
354 green, blue, yellow, purple, cyan and orange were obtained in **Figure 7(b)**.

355 (1) Red cluster, 7 items. Representative literature (Velavan, 2020)<sup>[18]</sup>, and (Huynh Giao,  
356 2020)<sup>[55]</sup>: General knowledge toward COVID-19.

357 (2) Green cluster, 6 items. Representative literature (Chakraborty, 2020)<sup>[56]</sup>, and (Morens,  
358 2020)<sup>[57]</sup>: The origin of COVID-19 from a zoonotic perspective.

359 (3) Blue cluster, 6 items. Representative literature (Nachega, 2020)<sup>[58]</sup>, and (Abena,  
360 2020)<sup>[59]</sup>: Treatment of COVID-19 and its outcome, especially in Africa.

361 (4) Yellow cluster, 6 items. Representative literature (Islam, 2020)<sup>[60]</sup>, and (Alvarez-risco,  
362 2020)<sup>[61]</sup>: The strategies to combat COVID-19 infodemic.

363 (5) Purple cluster, 5 items. Representative literature (Quincho-lopez, 2020)<sup>[62]</sup>, and (Jiang,  
364 2020)<sup>[63]</sup>: The complications of COVID-19.

365 (6) Cyan cluster, 3 items. Representative literature (Faico-Filho, 2020)<sup>[64]</sup>, and (Kwon,  
366 2020)<sup>[65]</sup>: The impact of viral load on the severity of COVID-19.

367 (7) Orange cluster, 2 items. Representative literature (Oyelade, 2020)<sup>[66]</sup>, and (Rocha,

368 2021)<sup>[67]</sup>: The health threat of COVID-19 combined with other diseases. It was noteworthy  
369 that the latter item possessed the newest publication time, representing the burgeoning topics.

370 Accordingly, the papers reporting the clinical and epidemiological features of COVID-19  
371 (particularly in China) constructed the knowledge base of this aspect. The current research  
372 foci included general knowledge, origin, treatment, infodemic, complication and severity  
373 determinant of COVID-19, and the consequence of COVID-19 combined with other diseases  
374 was also a vital topic. General knowledge of COVID-19 was the overlap of co-citation and  
375 bibliographic coupling behavior.

### 376 **3.6 Co-occurrence of keywords and terms**

377 Last but not least, the co-occurrence of keywords and terms was visualized to figure out  
378 the hotspots in COVID-19-related studies published in ‘Tropical Medicine’-entitled journals.  
379 In this study, all keywords (keywords defined by authors and added by Web of Science) and  
380 terms in the title and abstract were analyzed.

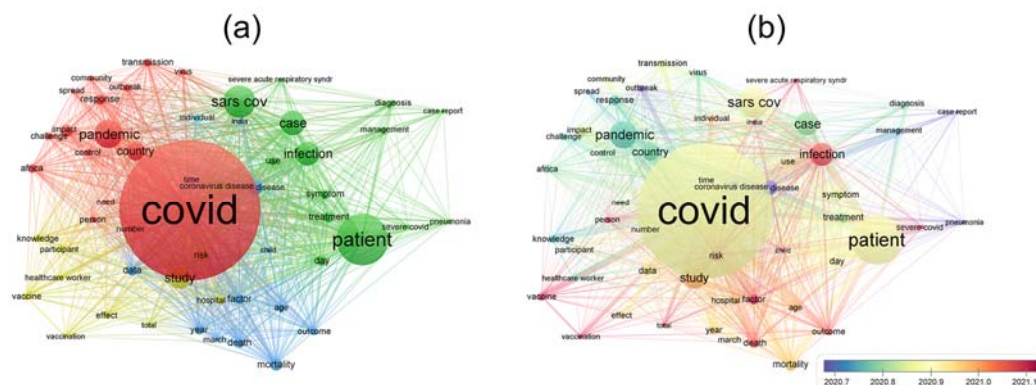
381 The network visualization of 55 keywords’ co-occurrence is shown in **Figure 8. Figure**  
382 **8(a)** depicts the cluster network, where six clusters were obtained. Except for the search  
383 themes (COVID-19, SARS-Cov-2, *etc.*), the typical keywords of each cluster were as follows.

384



404 accumulated about the disease, the inappropriate code with suspicion of stigmatization was  
405 prohibited<sup>[68]</sup>. In addition, the epidemic rapidly spread outside the Wuhan region. As a result,  
406 the heat of ‘Wuhan’ and ‘pneumonia’ dropped in a later period. With the mean publication  
407 time ~2021.2, the keywords like ‘clinical characteristics’, ‘diagnosis’, ‘vaccines’,  
408 ‘vaccination’, ‘hesitancy’, ‘HIV’, and ‘neglected tropical diseases’ were the recent hot  
409 keywords. The diagnosis and clinical characteristics of COVID-19 were still emphasized, and  
410 the vaccination hesitancy and the combination with other diseases were newly burgeoning  
411 issues.

412 Terms co-occurrence are considered non-keyword terms in publications and might be  
413 critical addenda to the keywords co-occurrence analysis<sup>[69]</sup>. The results (54 terms) are  
414 visualized in **Figure 9**, where predominant terms were identical to or derived from keywords  
415 in **Figure 8**. For example, ‘COVID’, ‘SARS CoV’, ‘pandemic’, ‘infection’, ‘patient’, ‘Africa’,  
416 ‘mortality’, ‘outcome’, ‘diagnosis’, ‘transmission’, ‘pneumonia’, and so forth. Some  
417 protocol-related new terms emerged, like ‘participant’, ‘treatment’, ‘day’ and ‘year’, which  
418 probably stemmed from clinical reports. It was worth mentioning that ‘vaccine’ and  
419 ‘vaccination’ were also hot terms in **Figure 9 (b)**, mirroring the heated discussion about  
420 COVID-19 vaccines.



421

422 **Figure 9** Keywords co-occurrence network visualization: cluster (a) and time-overlay (b).

423 The co-occurrence analysis basically revealed the current and emerging hotspots in this  
424 field. Nevertheless, to ensure the readability and resolution of the figure, a certain threshold  
425 was set for visualization. It should be admitted that some extremely new trends introduced by  
426 a small number of papers would have been ignored. The authors will attempt to analyze these  
427 new tendencies in their future work, with the help of other tools like Python<sup>[70]</sup>.

## 428 **4 Discussion**

429 Having scrutinized the document overview, basic bibliometric characteristics, citation  
430 performance, co-authorship, co-citation, bibliographic coupling, and co-occurrence of keywords  
431 and terms, the current status and emerging trends of this field were unveiled.

### 432 **4.1 Current status**

433 (1) Bibliometric perspective: The topic had turned into a global concern, and  
434 investigators outside topical regions made great contributions. Article, meeting abstract and  
435 editorial material were the predominant publication type, while review only accounted for a  
436 small part. More reviews should be contributed to claim the progress on COVID-19  
437 knowledge. Some ‘Tropical Medicine’-entitled journals publish a small number of relevant  
438 papers, and they were suggested to attract more related submissions. Besides, the citation  
439 performance could be improved, and attention from other research areas was demanded.

440 (2) Research topics: The clinical features of COVID-19 patients were the mainstream  
441 topic. The origin, treatment, infodemic, complication and severity determinants of COVID-19  
442 also provoked intensive discussions.

## 443 **4.2 Emerging trends**

444 (1) Bibliometric perspective: Revealed by the co-authorship profile, regions like India,  
445 Bangladesh and Pakistan, organizations like the University of Oxford, John Hopkins  
446 University and Atrium Health and authors like Wafaie W. Fawzi, John Woodford, and Don  
447 Eliseo (III) Lucero-prisno were the recently active contributors. To seek collaboration with  
448 them was a beneficial choice for emerging investigators in this field.

449 (2) Research topics: The hesitancy in making vaccines against SARS-CoV-2 and the  
450 circumstance where COVID-19 coexisted with other tropical diseases were two recent  
451 research hotspots. From the authors' point of view, more efforts should be made to investigate  
452 these two issues, to achieve better epidemic management in tropical regions.

## 453 **5 Conclusion**

454 In this work, the current status and emerging trends of COVID-19-related studies in  
455 seven 'Tropical Medicine'-entitled journals were analyzed from a bibliometric perspective.  
456 First, the result of the document overview demonstrates a relatively high level of OA  
457 publication. The basic bibliometric characteristics were then evaluated. The results show that  
458 to publish COVID-19-related works in 'Tropical Medicine'-entitled journals was a global  
459 trend and studies on this topic have provoked international concern and discussion. The  
460 citation performance analysis revealed that more reuse of publications should be expected.  
461 The collaboration between developed regions was prevailing, and that between tropical and  
462 non-tropical regions also played an important part. The results of co-citation and  
463 bibliographic coupling analyses showed that studies on the general knowledge, origin,

464 treatment, infodemic, complication, and severity determinant of COVID-19 served as the  
465 current research foci for this field and that the consequence of COVID-19 combined with  
466 other diseases was also a vital topic. Hotspot mining was achieved through the analysis of  
467 keyword co-occurrence and terms. It was revealed that the keywords like ‘clinical  
468 characteristics’, ‘diagnosis’, ‘vaccines’, ‘vaccination’, ‘hesitancy’, ‘HIV’, and ‘neglected  
469 tropical diseases’ were the current hot words, and the vaccination hesitancy and the  
470 combination with other diseases were newly burgeoning issues. Overall, this work described a  
471 whole bibliometric picture of COVID-19-related studies in seven ‘Tropical Medicine’-entitled  
472 journals.

473

## 474 **6 Supplementary materials**

475       Supplementary material: Tables and figures about research areas, top funding agencies  
476 and bibliographic coupling visualization.

477

## 478 **7 Conflict of interest**

479       The authors had no conflict of interest to report.

480

## 481 **8 Acknowledgment**

482       We thanked the financial support from the National Natural Science Foundation of China,

483 under grant no. 82104070 and 82003665, and from the Guangzhou Science and Technology  
484 Plan Project, under grant no. 202201010589.

485

## 486 **9 References**

- 487 [1] "SARS-CoV-2 infection and COVID-19 vaccination rates in pregnant women in Scotland",*Nature*  
488 *Medicine*,vol.
- 489 [2] D. Ghosh, J. A. Bernstein and T. B. Mersha,"COVID-19 pandemic: The African paradox",*Journal of*  
490 *Global Health*,vol.2,pp.2020
- 491 [3] A. T. Aborode, E. A. Fajemisin, E. A. Aiyenuro, et al.,"Neglected Tropical Diseases (NTDs) and  
492 COVID-19 pandemic in Africa: Special focus on control strategies",*Combinatorial chemistry & high*  
493 *throughput screening*,vol.2022
- 494 [4] Y. Song and F. Zhao,"Bibliometric analysis of metabolic surgery for type 2 diabetes: current status  
495 and future prospects",*Updates in Surgery*,vol.74,no.2,pp.697-707,2022
- 496 [5] M. El Mohadab, B. Bouikhalene and S. Safi,"Bibliometric method for mapping the state of the art  
497 of scientific production in Covid-19",*Chaos, Solitons & Fractals*,vol.139,no.110052,2020
- 498 [6] M. Chahrour, S. Assi, M. Bejjani, et al.,"A bibliometric analysis of COVID-19 research activity: a  
499 call for increased output",*Cureus*,vol.12,no.3,pp.2020
- 500 [7] R. K. Farooq, S. U. Rehman, M. Ashiq, et al.,"Bibliometric analysis of coronavirus disease  
501 (COVID-19) literature published in Web of Science 2019–2020",*Journal of family & community*  
502 *medicine*,vol.28,no.1,pp.1,2021
- 503 [8] P. Wang and D. Tian,"Bibliometric analysis of global scientific research on COVID-19",*Journal of*  
504 *Biosafety and Biosecurity*,vol.3,no.1,pp.4-9,2021
- 505 [9] A. Aristovnik, D. Ravšelj and L. Umek,"A bibliometric analysis of COVID-19 across science and  
506 social science research landscape",*Sustainability*,vol.12,no.21,pp.9132,2020



- 507 [10] D. Pajić, "COVID-19 citation pandemic within the psychological knowledge domain", *Current*  
508 *Psychology*, vol.1-15, 2022
- 509 [11] T.-t. Fan, Y.-c. Chen, Y.-j. Wu, et al., "Knowledge Domain and Emerging Trends of Chinese  
510 Medicine in Management of Pediatric Asthma: A Scientometric Study", *Chinese journal of integrative*  
511 *medicine*, vol.28, no.2, pp.162-167, 2022
- 512 [12] C. Li, A. L. Foster, N. H. B. Han, et al., "A bibliometric analysis of clinical research on  
513 fracture-related infection", *BioMed research international*, vol.2022, no.2022
- 514 [13] C. Lunny, T. Neelakant, A. Chen, et al., "Bibliometric study of 'overviews of systematic reviews' of  
515 health interventions: evaluation of prevalence, citation and journal impact factor", *Research Synthesis*  
516 *Methods*, vol.13, no.1, pp.109-120, 2022
- 517 [14] C. Ri, J. Yu, J. Mao, et al., "Trends in Breast Augmentation Research: A Bibliometric  
518 Analysis", *Aesthetic Plastic Surgery*, vol.1-21, 2022
- 519 [15] M. Melo, J. L. Sanz, L. Forner, et al., "Current Status and Trends in Research on Caries Diagnosis:  
520 A Bibliometric Analysis", *International Journal of Environmental Research and Public*  
521 *Health*, vol.19, no.9, pp.5011, 2022
- 522 [16] A. Sheikh, A. Q. Zahra and J. Richardson, "Scholarly open access journals in medicine: A  
523 bibliometric study of DOAJ", *The Journal of Academic Librarianship*, vol.48, no.3, pp.1025-16, 2022
- 524 [17] F. O. Fasina, "Novel coronavirus (2019-nCoV) update: What we know and what is unknown", *Asian*  
525 *Pacific Journal of Tropical Medicine*, vol.13, no.3, pp.97, 2020
- 526 [18] T. P. Velavan and C. G. Meyer, "The COVID-19 epidemic", *Tropical medicine & international*  
527 *health*, vol.25, no.3, pp.278, 2020
- 528 [19] M. C. Cupertino, M. B. Resende, N. A. Mayer, et al., "Emerging and re-emerging human infectious  
529 diseases: A systematic review of the role of wild animals with a focus on public health impact", *Asian*  
530 *Pacific Journal of Tropical Medicine*, vol.13, no.3, pp.99, 2020
- 531 [20] S. Yasri and V. Wiwanitkit, "Dose prediction of lopinavir/ritonavir for 2019-novel coronavirus  
532 (2019-nCoV) infection based on mathematic modeling", *Asian Pac J Trop Med*, vol.13, no.3, pp.137, 2020

- 533 [21] P. Sookaromdee and V. Wiwanitkit, "Imported cases of 2019-novel coronavirus (2019-nCoV)  
534 infections in Thailand: Mathematical modelling of the outbreak", *Asian Pac J Trop*  
535 *Med*, vol.13, no.3, pp.139-140, 2020
- 536 [22] N. V. Alen, "The cholinergic anti-inflammatory pathway in humans: State-of-the-art review and  
537 future directions", *Neuroscience & Biobehavioral Reviews*, vol.104622, 2022
- 538 [23] T. Armstrong and F. Bull, "Development of the world health organization global physical activity  
539 questionnaire (GPAQ)", *Journal of Public Health*, vol.14, no.2, pp.66-70, 2006
- 540 [24] I. Shehatta and A. M. Al-Rubaish, "Impact of country self-citations on bibliometric indicators and  
541 ranking of most productive countries", *Scientometrics*, vol.120, no.2, pp.775-791, 2019
- 542 [25] T. Diekhoff, P. Schlattmann and M. Dewey, "Impact of article language in multi-language medical  
543 journals-a bibliometric analysis of self-citations and impact factor", *PLoS*  
544 *One*, vol.8, no.10, pp.e76816, 2013
- 545 [26] C. Livas and K. Delli, "Journal self-citation rates and impact factors in dentistry, oral surgery, and  
546 medicine: a 3-year bibliometric analysis", *Journal of Evidence Based Dental*  
547 *Practice*, vol.18, no.4, pp.269-274, 2018
- 548 [27] R. M. May, "The scientific wealth of nations", *Science*, vol.275, no.5301, pp.793-796, 1997
- 549 [28] T. Y. Akintunde, T. H. Musa, H. H. Musa, et al., "Bibliometric analysis of global scientific literature  
550 on effects of COVID-19 pandemic on mental health", *Asian Journal of*  
551 *Psychiatry*, vol.63, no.102753, 2021
- 552 [29] M. D. Mbogning Fonkou, N. L. Bragazzi, E. K. Tsinda, et al., "COVID-19 pandemic related  
553 research in Africa: Bibliometric analysis of scholarly output, collaborations and scientific  
554 leadership", *International journal of environmental research and public*  
555 *health*, vol.18, no.14, pp.7273, 2021
- 556 [30] I. E. Corrales-Reyes, F. Hernández-García and C. R. Mejía, "COVID-19 and diabetes: Analysis of  
557 the scientific production indexed in Scopus", *Diabetes & Metabolic Syndrome: Clinical Research &*

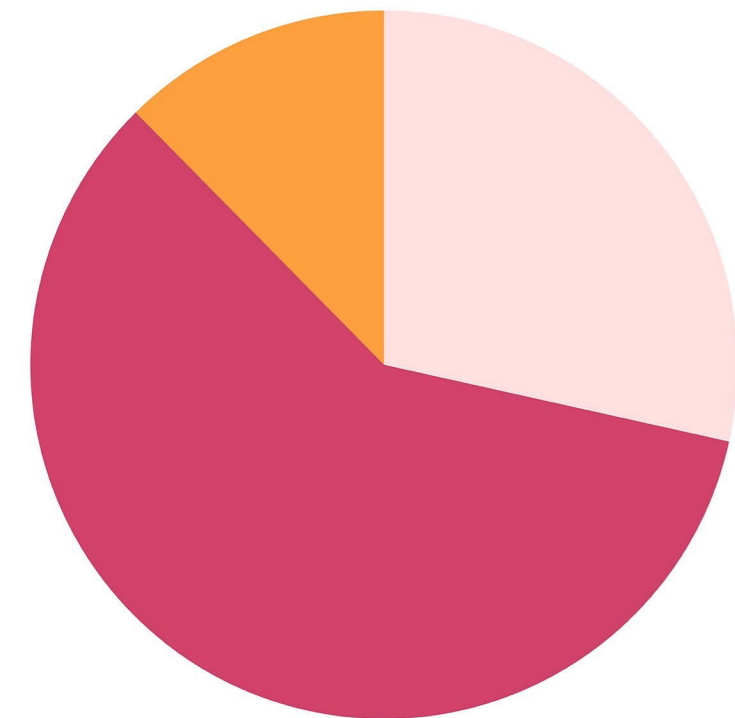
- 558 *Reviews*,vol.15,no.3,pp.765-770,2021
- 559 [31] S. A. Azer,“The top-cited articles in medical education: a bibliometric analysis”,*Academic*  
560 *medicine*,vol.90,no.8,pp.1147-1161,2015
- 561 [32] F. Yuan, J. Cai, B. Liu, et al.,“Bibliometric analysis of 100 top-cited articles in gastric  
562 disease”,*BioMed research international*,vol.2020,no.2020
- 563 [33] S. M. Yadava, H. S. Patrick, C. V. Ananth, et al.,“Top-cited articles in the Journal: a bibliometric  
564 analysis”,*American Journal of Obstetrics and Gynecology*,vol.220,no.1,pp.12-25,2019
- 565 [34] J. Whitworth,“COVID-19: a fast evolving pandemic”,*Transactions of the Royal Society of Tropical*  
566 *Medicine and Hygiene*,vol.114,no.4,pp.241,2020
- 567 [35] C. Chaccour, F. Hammann, S. Ramón-García, et al.,“Ivermectin and COVID-19: keeping rigor in  
568 times of urgency”,*The American journal of tropical medicine and hygiene*,vol.102,no.6,pp.1156,2020
- 569 [36] Z. Li, J. Xue and B. Zheng,“Tropical Medicine in China: Bibliometric Analysis Based on Web of  
570 Science (2010–2019)”,*Journal of Tropical Medicine*,vol.2021,no.2021
- 571 [37] A. Vittori, M. Cascella, M. Leonardi, et al.,“VOSviewer-Based Bibliometric Network Analysis for  
572 Evaluating Research on Juvenile Primary Fibromyalgia Syndrome  
573 (JPFS)”,*Children*,vol.9,no.5,pp.637,2022
- 574 [38] Z.-F. Chen, Y.-H. E. Hsu, J.-J. Lee, et al.,“Bibliometric Analysis of Veterinary Communication  
575 Education Research over the Last Two Decades: Rare Yet Essential”,*Veterinary*  
576 *Sciences*,vol.9,no.6,pp.256,2022
- 577 [39] Z. Huang, F. Fu, L. Wu, et al.,“Bibliometric landscape of the researches on protein corona of  
578 nanoparticles”,*Frontiers of Materials Science*,vol.15,no.4,pp.477-493,2021
- 579 [40] G. Abramo, T. Cicero and C. A. D’Angelo,“Are the authors of highly cited articles also the most  
580 productive ones?”,*Journal of Informetrics*,vol.8,no.1,pp.89-97,2014
- 581 [41] K. W. Boyack and R. Klavans,“Co-citation analysis, bibliographic coupling, and direct citation:  
582 Which citation approach represents the research front most accurately?”,*Journal of the American*

- 583 *Society for information Science and Technology*,vol.61,no.12,pp.2389-2404,2010
- 584 [42] Y.-C. Wang, F.-K. Zhao, Q. Liu, et al.,“Bibliometric analysis and mapping knowledge domain of  
585 pterygium: 2000-2019”,*International Journal of Ophthalmology*,vol.14,no.6,pp.903,2021
- 586 [43] N. Zhu, D. Zhang, W. Wang, et al.,“A novel coronavirus from patients with pneumonia in China,  
587 2019”,*New England journal of medicine*,vol.2020
- 588 [44] K. Dhama, S. Khan, R. Tiwari, et al.,“Coronavirus disease 2019–COVID-19”,*Clinical*  
589 *microbiology reviews*,vol.33,no.4,pp.e00028-20,2020
- 590 [45] Z. Wu and J. M. McGoogan,“Characteristics of and important lessons from the coronavirus disease  
591 2019 (COVID-19) outbreak in China: summary of a report of 72 314 cases from the Chinese Center for  
592 Disease Control and Prevention”,*jama*,vol.323,no.13,pp.1239-1242,2020
- 593 [46] J. Zhao, Q. Yuan, H. Wang, et al.,“Antibody responses to SARS-CoV-2 in patients with novel  
594 coronavirus disease 2019”,*Clinical infectious diseases*,vol.71,no.16,pp.2027-2034,2020
- 595 [47] F. Zhou, T. Yu, R. Du, et al.,“Clinical course and risk factors for mortality of adult inpatients with  
596 COVID-19 in Wuhan, China: a retrospective cohort study”,*The*  
597 *lancet*,vol.395,no.10229,pp.1054-1062,2020
- 598 [48] C. Huang, Y. Wang, X. Li, et al.,“Clinical features of patients infected with 2019 novel coronavirus  
599 in Wuhan, China”,*The lancet*,vol.395,no.10223,pp.497-506,2020
- 600 [49] N. Chen, M. Zhou, X. Dong, et al.,“Epidemiological and clinical characteristics of 99 cases of  
601 2019 novel coronavirus pneumonia in Wuhan, China: a descriptive study”,*The*  
602 *lancet*,vol.395,no.10223,pp.507-513,2020
- 603 [50] Y. Bai, L. Yao, T. Wei, et al.,“Presumed asymptomatic carrier transmission of  
604 COVID-19”,*Jama*,vol.323,no.14,pp.1406-1407,2020
- 605 [51] T. R. C. Group,“Dexamethasone in hospitalized patients with Covid-19—preliminary report”,*The*  
606 *New England journal of medicine*,vol.2020
- 607 [52] W.-j. Guan, Z.-y. Ni, Y. Hu, et al.,“Clinical characteristics of coronavirus disease 2019 in

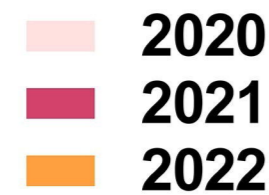
- 608 China”,*New England journal of medicine*,vol.382,no.18,pp.1708-1720,2020
- 609 [53] S.-C. Chien, Y.-L. Chen, C.-H. Chien, et al.,“Alerts in Clinical Decision Support Systems (CDSS):  
610 A Bibliometric Review and Content Analysis”,*Healthcare*,vol.10,no.4,pp.601,2022
- 611 [54] V. Roblek, V. Dimovski, M. Mesko, et al.,“Evolution of organisational agility: a bibliometric  
612 study”,*Kybernetes*,vol.2022
- 613 [55] G. Huynh, T. N. H. Nguyen, K. N. Vo, et al.,“Knowledge and attitude toward COVID-19 among  
614 healthcare workers at District 2 Hospital, Ho Chi Minh City”,*Asian Pacific Journal of Tropical  
615 Medicine*,vol.13,no.6,pp.260,2020
- 616 [56] C. Chakraborty, A. R. Sharma, M. Bhattacharya, et al.,“The 2019 novel coronavirus disease  
617 (COVID-19) pandemic: a zoonotic prospective”,*Asian Pacific Journal of Tropical  
618 Medicine*,vol.13,no.6,pp.242,2020
- 619 [57] D. M. Morens, J. G. Breman, C. H. Calisher, et al.,“The origin of COVID-19 and why it  
620 matters”,*The American journal of tropical medicine and hygiene*,vol.103,no.3,pp.955,2020
- 621 [58] J. B. Nachege, D. K. Ishoso, J. O. Otokoye, et al.,“Clinical characteristics and outcomes of patients  
622 hospitalized for COVID-19 in Africa: early insights from the Democratic Republic of the Congo”,*The  
623 American journal of tropical medicine and hygiene*,vol.103,no.6,pp.2419,2020
- 624 [59] P. M. Abena, E. H. Decloedt, E. Bottieau, et al.,“Chloroquine and hydroxychloroquine for the  
625 prevention or treatment of COVID-19 in Africa: caution for inappropriate off-label use in healthcare  
626 settings”,*The American journal of tropical medicine and hygiene*,vol.102,no.6,pp.1184,2020
- 627 [60] M. S. Islam, T. Sarkar, S. H. Khan, et al.,“COVID-19–related infodemic and its impact on public  
628 health: A global social media analysis”,*The American journal of tropical medicine and  
629 hygiene*,vol.103,no.4,pp.1621,2020
- 630 [61] A. Alvarez-Risco, C. R. Mejia, J. Delgado-Zegarra, et al.,“The Peru approach against the  
631 COVID-19 infodemic: insights and strategies”,*The American journal of tropical medicine and  
632 hygiene*,vol.103,no.2,pp.583,2020

- 633 [62] A. Quincho-Lopez, D. L. Quincho-Lopez and F. D. Hurtado-Medina, "Case report: pneumothorax  
634 and pneumomediastinum as uncommon complications of COVID-19 pneumonia—literature  
635 review", *The American journal of tropical medicine and hygiene*, vol.103, no.3, pp.1170, 2020
- 636 [63] H.-j. Jiang, J. Nan, Z.-y. Lv, et al., "Psychological impacts of the COVID-19 epidemic on Chinese  
637 people: Exposure, post-traumatic stress symptom, and emotion regulation", *Asian Pacific Journal of  
638 Tropical Medicine*, vol.13, no.6, pp.252, 2020
- 639 [64] K. S. Faíco-Filho, V. C. Passarelli and N. Bellei, "Is higher viral load in SARS-CoV-2 associated  
640 with death?", *The American journal of tropical medicine and hygiene*, vol.103, no.5, pp.2019, 2020
- 641 [65] J.-S. Kwon, J. Y. Kim, M.-C. Kim, et al., "Factors of severity in patients with COVID-19:  
642 cytokine/chemokine concentrations, viral load, and antibody responses", *The American journal of  
643 tropical medicine and hygiene*, vol.103, no.6, pp.2412, 2020
- 644 [66] T. Oyelade, J. Alqahtani and G. Canciani, "Prognosis of COVID-19 in patients with liver and  
645 kidney diseases: an early systematic review and meta-analysis", *Tropical medicine and infectious  
646 disease*, vol.5, no.2, pp.80, 2020
- 647 [67] I. C. N. Rocha, M. M. Hasan, S. Goyal, et al., "COVID-19 and mucormycosis syndemic: double  
648 health threat to a collapsing healthcare system in India", *Tropical Medicine & International  
649 Health*, vol.26, no.9, pp.1016-1018, 2021
- 650 [68] Y. Di, A. Li, H. Li, et al., "Stigma toward Wuhan people during the COVID-19 epidemic: an  
651 exploratory study based on social media", *BMC Public Health*, vol.21, no.1, pp.1-9, 2021
- 652 [69] Z. Huang, L. Wu, W. Wang, et al., "Unraveling the publication trends in inhalable  
653 nano-systems", *Journal of Nanoparticle Research*, vol.24, no.1, pp.1-20, 2021
- 654 [70] J. Wang and M. Maniruzzaman, "A global bibliometric and visualized analysis of bacteria-mediated  
655 cancer therapy", *Drug Discovery Today*, vol.2022
- 656

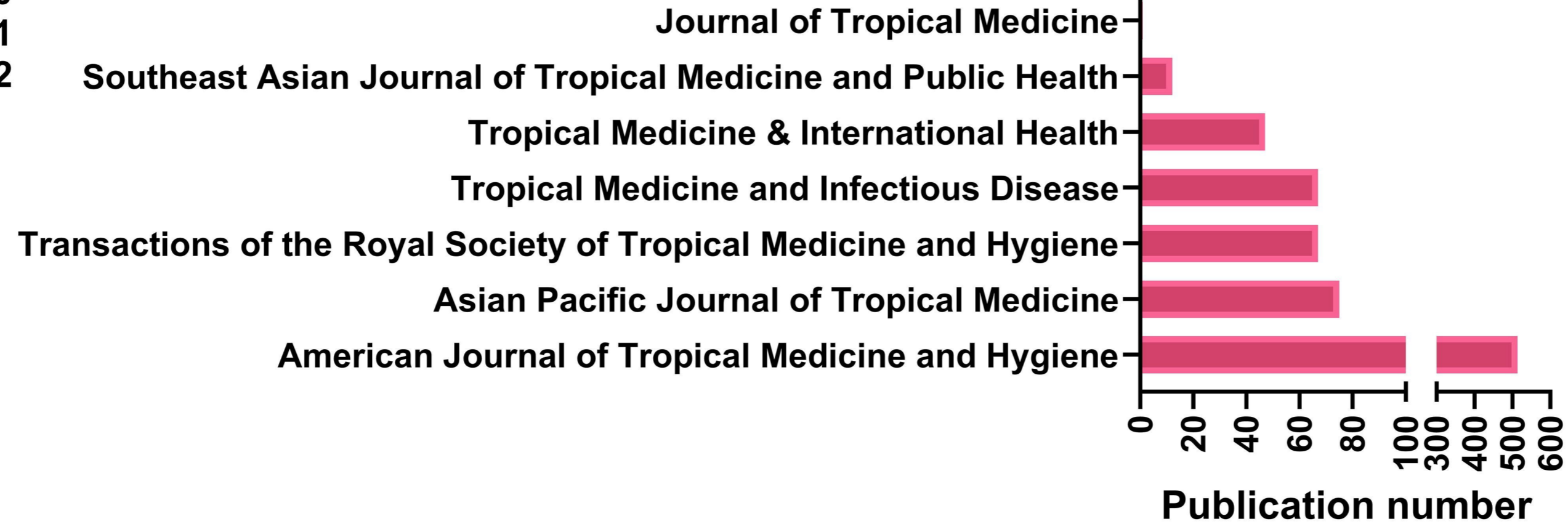
(a)



Total = 783



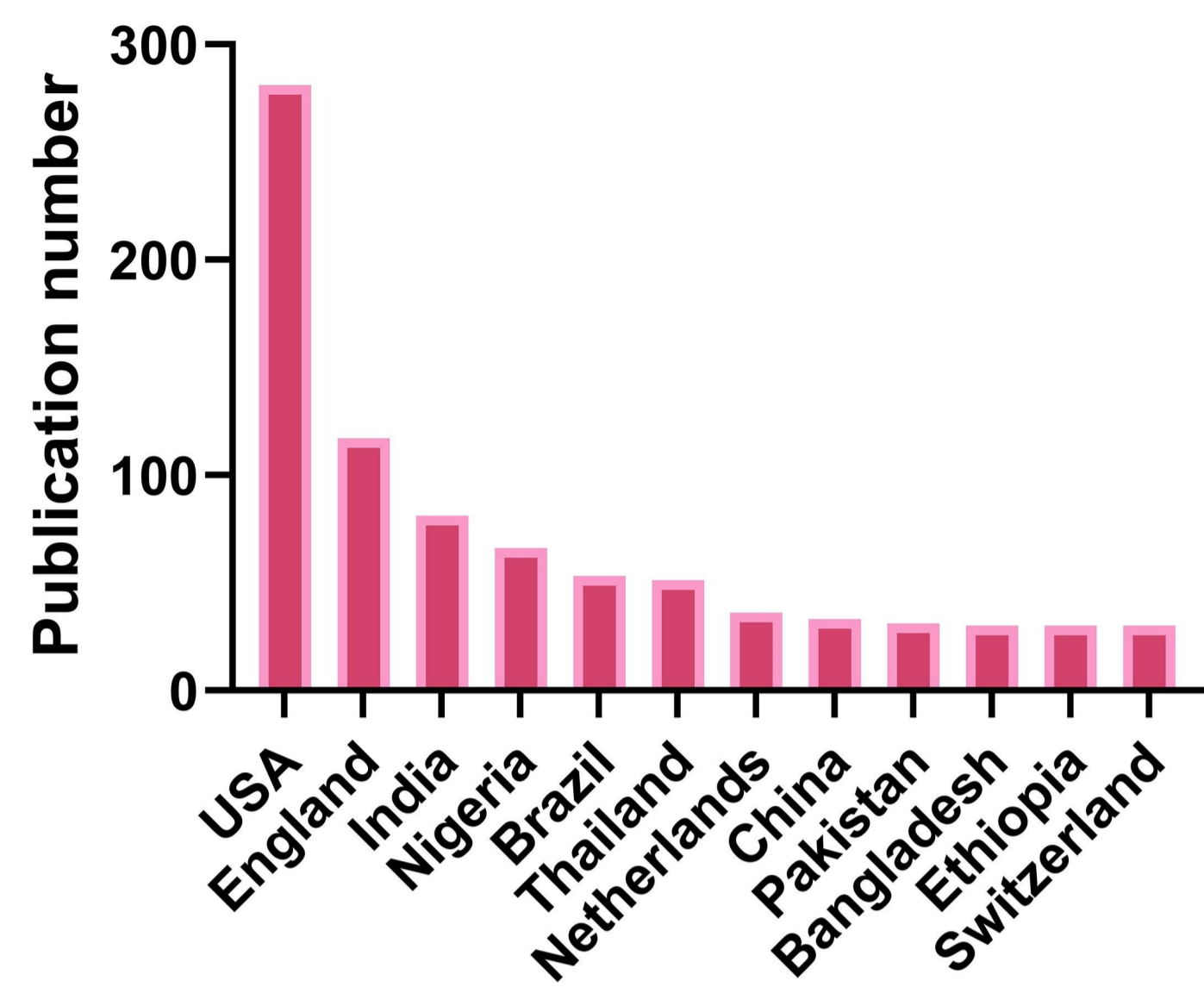
(b)



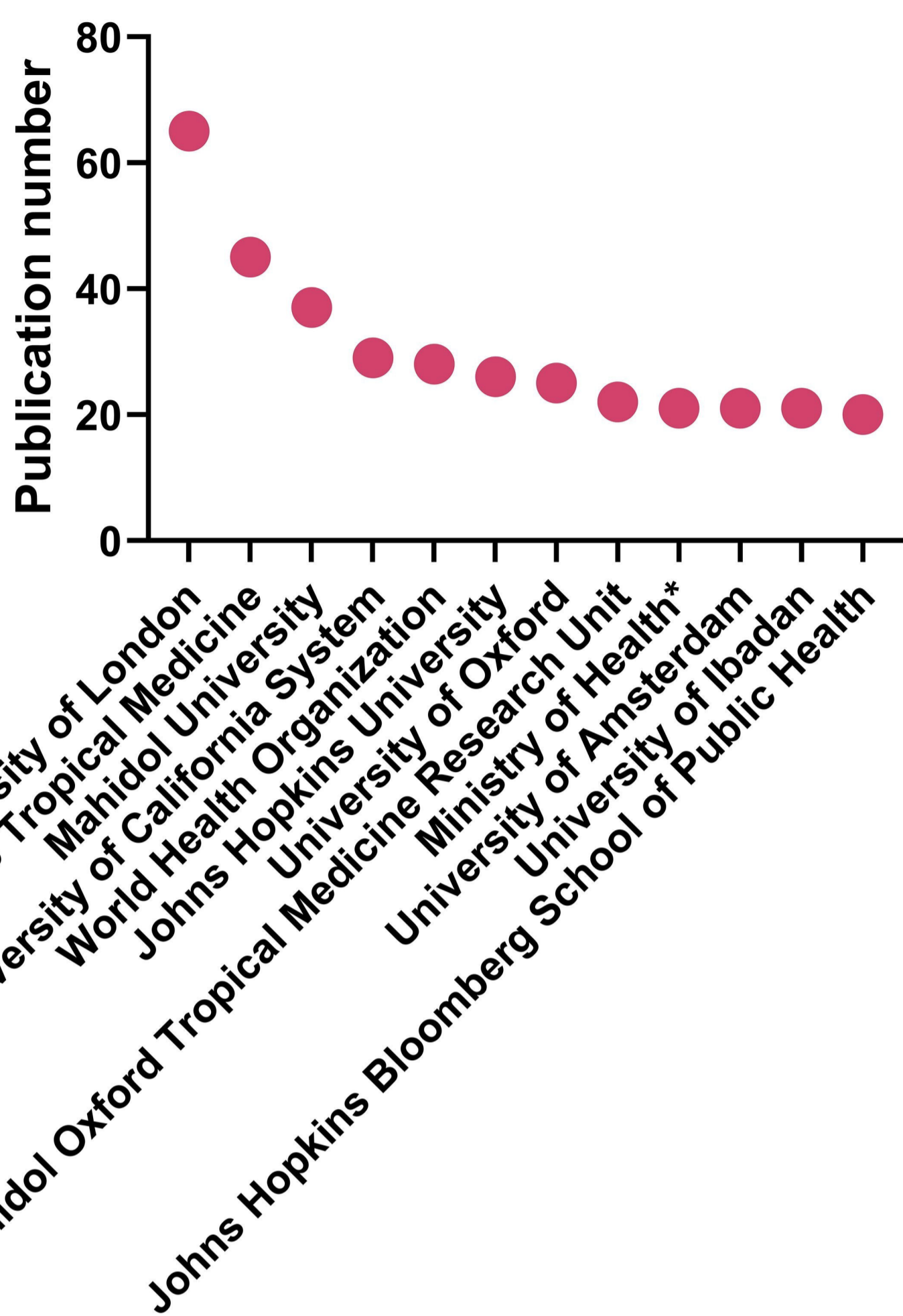
(c)



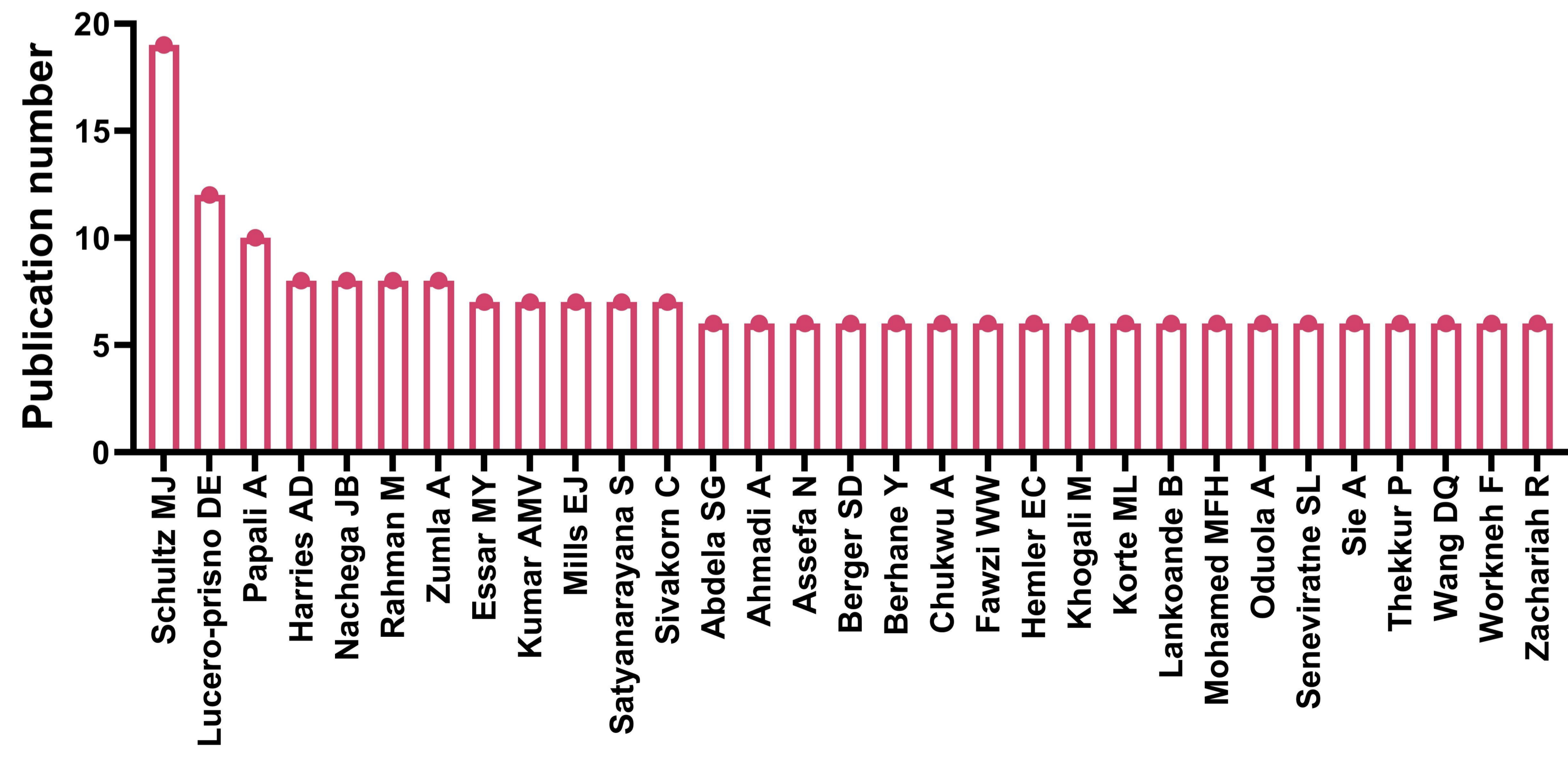
(a)



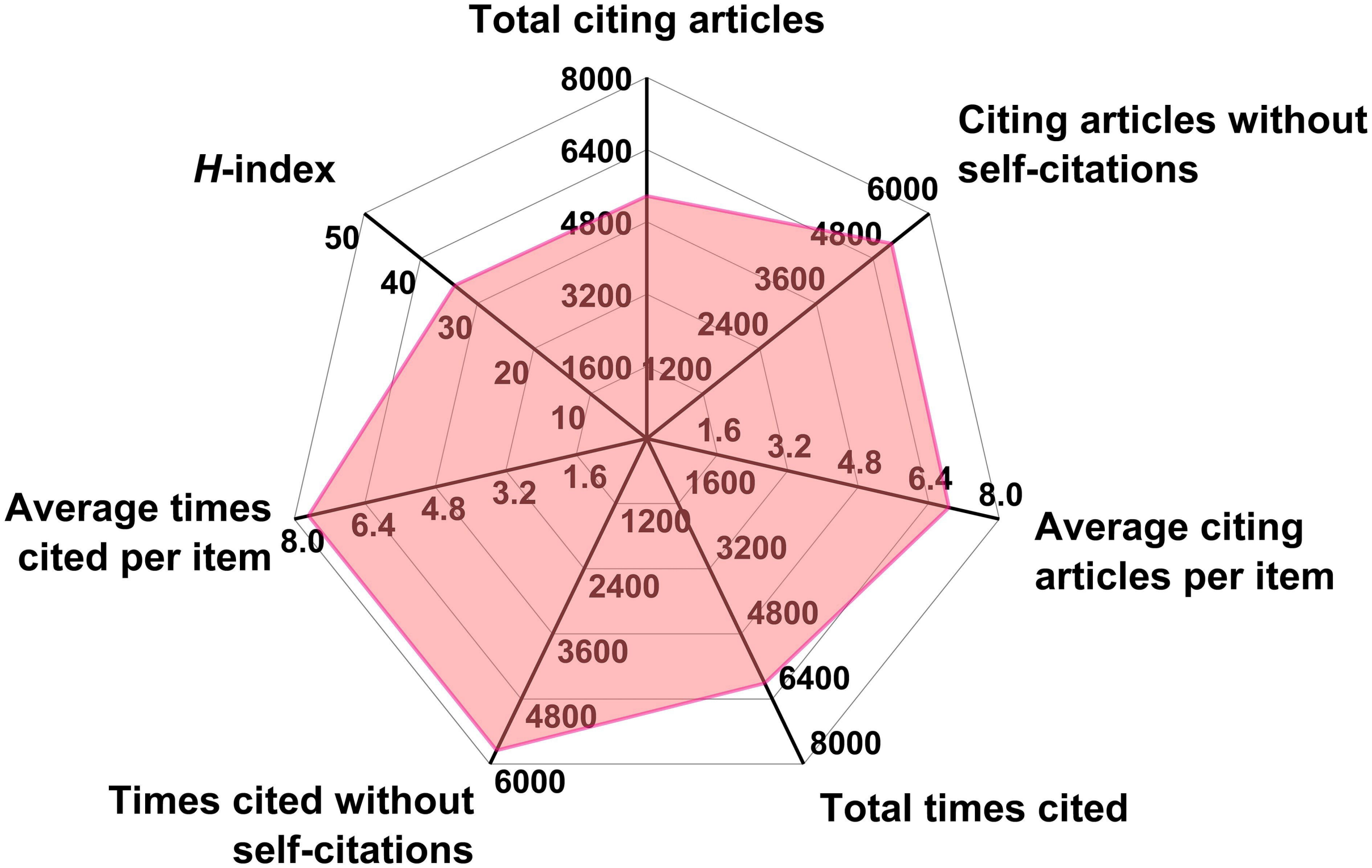
(b)

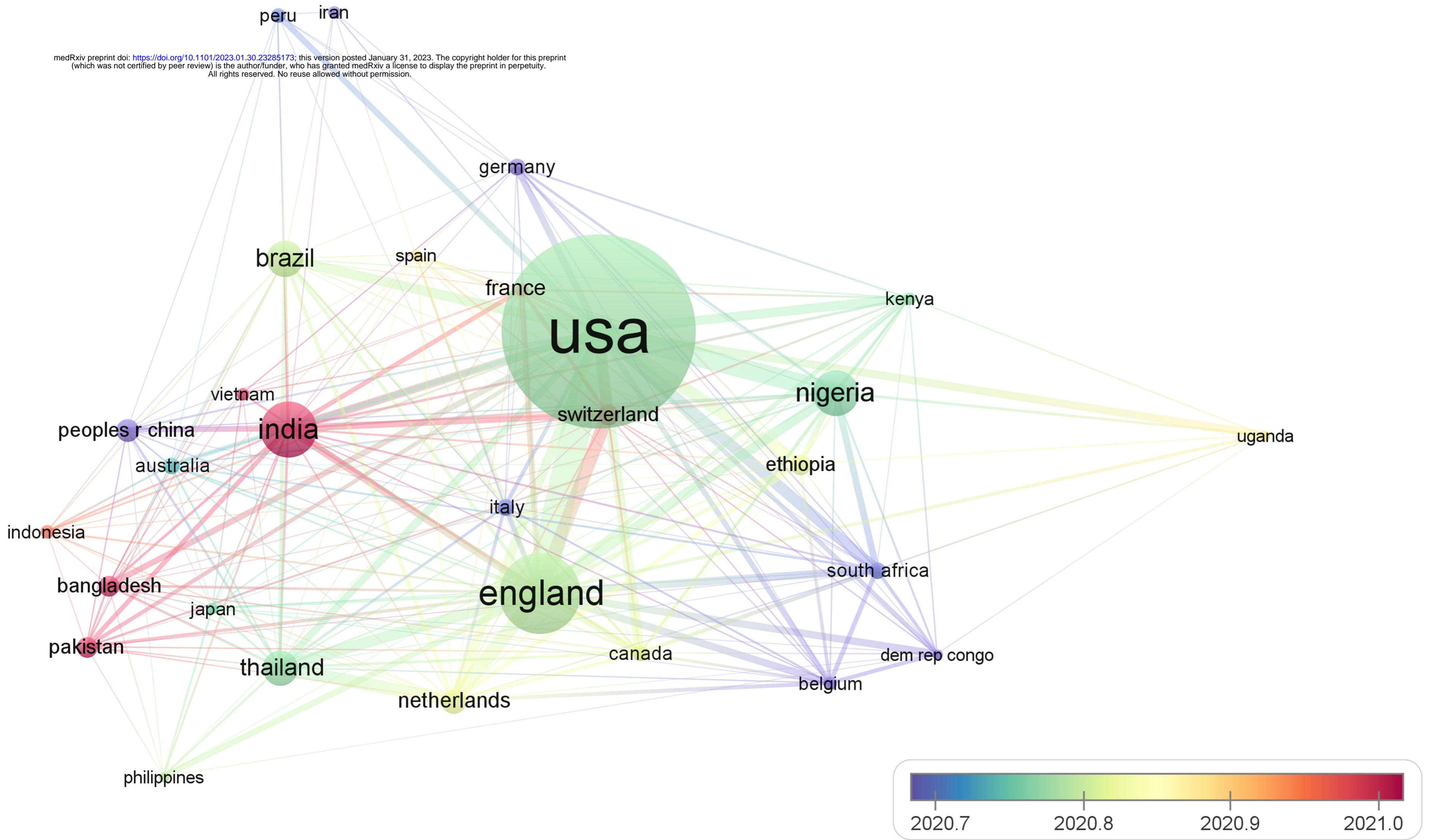


(c)



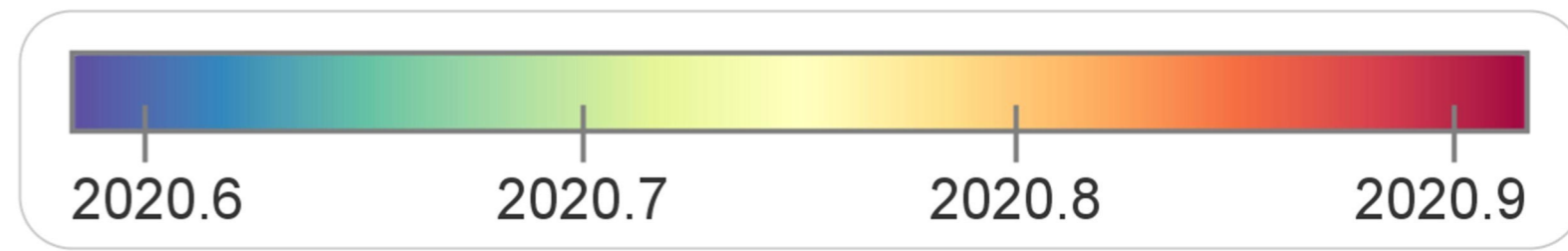







medRxiv preprint doi: <https://doi.org/10.1101/2023.01.30.23285173>; this version posted January 31, 2023. The copyright holder for this preprint (which was not certified by peer review) is the author/funder, who has granted medRxiv a license to display the preprint in perpetuity. All rights reserved. No reuse allowed without permission.

hamad med corp



mohamed, mouhand f. h.

okoye, mcpaul  
cash, shelby

woodford, john  
cook, david  
katile, abdoulaye  
duffy, patrick  
doucoure, m'bouye  
kwan, jennifer  
dicko, allassane  
sagara, issaka  
kone, mamady  
healy, sara

abey Suriya, visula  
seneviratne, suranjith I.  
rahman, mohammed ziaur

nachega, jean b.  
breman, joel g. mills, edward j.  
medRxiv preprint doi: <https://doi.org/10.1101/2023.01.31.23285173>; this version posted January 31, 2023. The copyright holder for this preprint (which was not certified by peer review) is the author/funder, who has granted medRxiv a license to display the preprint in perpetuity. All rights reserved. No reuse allowed without permission.

zumla, alimuddin

hollingsworth, t. deirdre  
de vlas, sake j.

fawzi, wafaie w.  
oduola, ayoade  
wang, dongqing  
assefa, nega  
hemler, elena c.  
sie, ali  
chukwu, angela  
millogo, ourohire  
korte, michelle l.  
berhane, yemane  
lankoande, bruno  
workneh, firehiwot

rusen, i. d.  
berger, selma dar  
satyanarayana, srinath  
zachariah, rony  
thekkur, pruthu  
harries, anthony d.

dondorp, arjen m. siva Korn, chaisith  
**schultz, marcus j.**

weaver, angela  
dembele, benoit

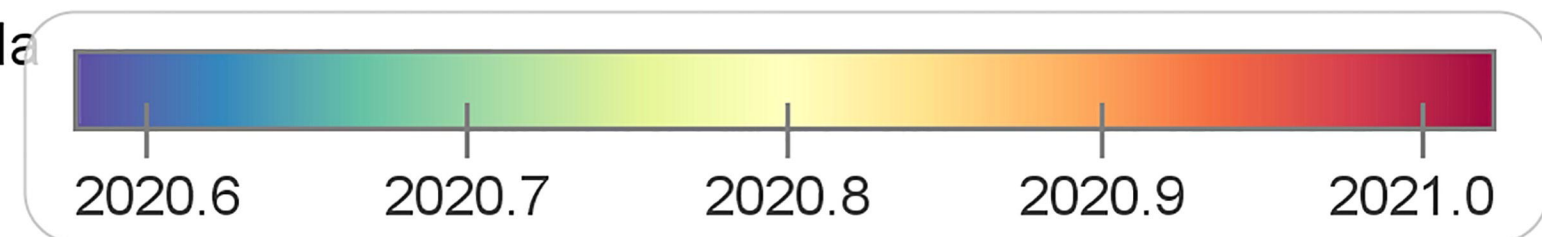
perkins, douglas j.  
castillo, amber  
hurwitz, ivy  
cheng, qiuying  
yingling, alexandra v.

ogoina, dimie


yasmin, farah  
asghar, muhammad sohaib  
ahmad, shoab  
essar, mohammad yasir  
lucero-prisno, don eliseo, iii

abdela, seid getahun

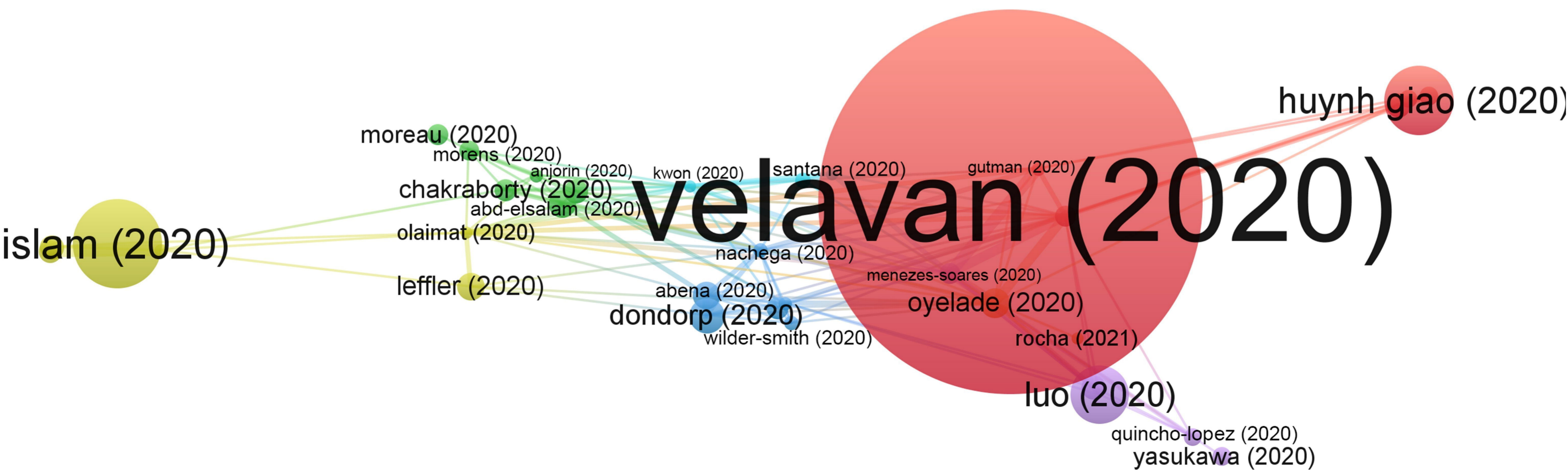
paz-bailey, gabriela



(a)



(b)







Database

Web of Science  
Core Collection

medRxiv preprint doi: <https://doi.org/10.1101/2023.01.30.23285173>; this version posted January 31, 2023. The copyright holder for this preprint (which was not certified by peer review) is the author/funder, who has granted medRxiv a license to display the preprint in perpetuity. All rights reserved. No reuse allowed without permission.

Journal

***Tropical Medicine***  
entitled journals  
(7)

Topic

***COVID-19***  
related themes

Timespan

2019~2022

Analyses

Clarivate Analytics  
VOSviewer