

1 **Genome-wide multi-trait analysis of irritable bowel syndrome and**
2 **related mental conditions identifies 38 new genetic hits**

3

4 Silvia Alemany*¹⁻³, María Soler Artigas¹⁻⁴, Judit Cabana¹⁻³, Dana Salim Fakhreddine¹, Natalia
5 Llonga¹⁻², Laura Vilar-Ribó¹⁻³, Amanda Rodríguez-Urrutia^{1-3,5}, Judit Palacio², Ana María
6 González-Castro⁶, Beatriz Lobo⁶⁻⁸, Carmen Alonso-Cotoner⁶⁻⁹, Magnus Simrén¹⁰⁻¹¹, Javier
7 Santos⁶⁻⁹, Josep Antoni Ramos-Quiroga^{1-3,5}, Marta Ribasés*¹⁻⁴.

8

- 9 1. Psychiatric Genetics Unit, Group of Psychiatry Mental Health and Addiction, Vall d'Hebron
10 Research Institute (VHIR), Universitat Autònoma de Barcelona, Barcelona, Spain.
11 2. Department of Mental health, Hospital Universitari Vall d'Hebron, Barcelona, Spain.
12 3. Biomedical Network Research Centre on Mental Health (CIBERSAM), Instituto de Salud
13 Carlos III, Madrid, Spain.
14 4. Department of Genetics, Microbiology, and Statistics, Faculty of Biology, Universitat de
15 Barcelona, Barcelona, Spain.
16 5. Department of Psychiatry and Forensic Medicine, Universitat Autònoma de Barcelona,
17 Barcelona, Spain
18 6. Laboratory of Neuro-Immuno-Gastroenterology, Digestive System Research Unit, Vall
19 d'Hebron Institut de Recerca (VHIR), Vall d'Hebron Hospital Universitari, Barcelona,
20 Spain.
21 7. Department of Gastroenterology, Vall d'Hebron Hospital Universitari, Vall d'Hebron
22 Barcelona Hospital Campus, Passeig Vall d'Hebron 119-129, 08035 Barcelona, Spain.
23 8. Department of Medicine, Universitat Autònoma de Barcelona, Barcelona, Spain.
24 9. Centro de Investigación Biomédica en Red de Enfermedades Hepáticas y Digestivas
25 (CIBERHED), Instituto de Salud Carlos III, Madrid, Spain.
26 10. Department of Molecular and Clinical Medicine, Institute of Medicine, Sahlgrenska
27 Academy, University of Gothenburg, Gothenburg, Sweden.

28 11. Centre for Functional GI and Motility Disorders, University of North Carolina, Chapel Hill,
29 North Carolina, USA.

30

31 ***Corresponding authors:** Marta Ribasés and Silvia Alemany.

32 Psychiatric Genetics Unit, Group of Psychiatry Mental Health and Addiction, Vall d'Hebron

33 Research Institute (VHIR), Universitat Autònoma de Barcelona, Barcelona Spain. Passeig Vall

34 d'Hebron, 119-129, 08035 Barcelona, Spain Phone: +34 934894162. marta.ribases@vhir.org ;

35 silvia.alemany@vhir.org.

36 **ABSTRACT**

37 **Background:** Irritable bowel syndrome (IBS) is a chronic disorder of gut-brain
38 interaction frequently accompanied by mental conditions, including depression and
39 anxiety. Despite showing substantial heritability and being partly determined by a
40 genetic component, the genetic underpinnings explaining the high rates of comorbidity
41 remain largely unclear and there are no conclusive data on the temporal relationship
42 between them. Exploring the overlapping genetic architecture between IBS and mental
43 conditions may help to identify novel genetic loci and biological mechanisms
44 underlying IBS and causal relationships between them.

45 **Methods:** We quantified the genetic overlap between IBS, neuroticism, depression and
46 anxiety, conducted a multi-trait genome-wide association study (GWAS) considering
47 these traits and investigated causal relationships between them by using the largest
48 GWAS to date.

49 **Results:** IBS showed to be a highly polygenic disorder with extensive genetic sharing
50 with mental conditions. Multi-trait analysis of IBS and neuroticism, depression and
51 anxiety identified 42 genome-wide significant hits for IBS, of which 38 are novel. Fine-
52 mapping risk loci highlighted 289 genes upregulated during early embryonic brain
53 development and gene-sets related with psychiatric, digestive and autoimmune
54 disorders. IBS-associated genes were enriched for target genes of anti-inflammatory and
55 antirheumatic drugs, anesthetics and opioid dependence pharmacological treatment.
56 Mendelian-randomization analysis accounting for correlated pleiotropy identified
57 bidirectional causal effects between IBS and neuroticism and depression and causal
58 effects of the genetic liability of IBS on anxiety.

59 **Conclusions:** These findings provide evidence of the polygenic architecture of IBS,
60 identify novel hits for IBS and extend previous knowledge on the genetic overlap and
61 relationship between gastrointestinal and mental disorders.

62 **Keywords:** Irritable bowel syndrome (IBS), neuroticism, depression, anxiety, multi-

63 trait genome-wide association study (MTAG)

64

65 INTRODUCTION

66 Irritable bowel syndrome (IBS) is one of the most prevalent disorders of gut-brain
67 interaction with a population lifetime risk of 11% ¹ and a point prevalence of 4.1%
68 according to the strict Rome IV criteria ². IBS research is extremely challenging due to
69 the multifactorial etiology of the disease and the heterogeneity of patients, who present
70 high comorbidity rates for mental disorders, particularly, anxiety and depression, which
71 impacts negatively on the patients' quality of life ^{1,3,4}.

72

73 A recent systematic review revealed that the prevalence of anxiety and depression
74 symptoms among IBS patients is 39.1% and 28.8%, respectively ⁵. In addition, IBS has
75 been associated with more severe depressive symptoms compared to healthy controls
76 and, when co-existing with psychiatric disorders, gastrointestinal symptoms are more
77 severe and disabling ⁶⁻¹¹. This close association between IBS, anxiety and depression is
78 also supported by neuroimaging studies and might be related to the bi-directional
79 communication between the brain and the digestive system, termed the brain-gut-axis,
80 which occurs through microbiota, neural, neuroimmune and neuroendocrine pathways
81 ¹²⁻¹⁴. This idea agrees with evidence indicating that psychiatric interventions, including
82 antidepressants or cognitive-behavioral therapy, improve IBS patients functioning and
83 suggests that common pathophysiological mechanisms may be underlying these
84 conditions ¹⁵.

85

86 IBS, anxiety and depression are partly determined by a genetic component and show
87 substantial heritability ranging from 6% for IBS to 30%-50% for anxiety and depression
88 ¹⁶⁻¹⁸. The largest GWAS on IBS conducted to date included 53,400 cases and 433,201
89 controls and identified six genome-wide significant loci ¹⁸ which represents an

90 improvement over the previous study identifying four independent hits ¹⁹. Interestingly,
91 among 173 traits, three mental conditions (neuroticism, depression and anxiety) were
92 the most genetically correlated traits with IBS ¹⁸. Despite these strong genetic
93 correlations, the genetic underpinnings explaining the high rates of comorbidity
94 between IBS and mental conditions remain largely unclear and there are no conclusive
95 data on the temporal and causal relationship between them ^{18,19}.

96

97 In the present study we investigated the shared genetic architecture and the nature of the
98 relationship between IBS and three highly genetically correlated conditions
99 (neuroticism, depression and anxiety) using summary statistics of the largest GWAS
100 datasets available so far by (i) estimating the genetic correlation and overlap between
101 them, (ii) conducting a Multi-Trait Analysis of GWAS (MTAG) to identify novel
102 genetic loci for IBS and (iii) performing downstream analyses to explore the overlapping
103 genetic basis with other disorders and traits as well as causal relationships between
104 them.

105

106 **MATERIALS AND METHODS**

107 **Samples**

108 We used publicly available SNP-level GWAS summary statistics for IBS ¹⁸,
109 neuroticism ²⁰, depression ²¹ and anxiety (Table 1). For further details see
110 Supplementary Note 1.

111

112 **SNP-based heritability genetic correlation and overlap**

113 SNP heritability (h^2_{SNP}) and pair-wise genetic correlation between IBS and each mental
114 condition was calculated using linkage disequilibrium score regression (LDSC) analysis

115 ²². Conversion of h^2_{SNP} estimates from observed to liability scale was done using a
116 population prevalence of 11% , 25%, 30% and 14% for IBS, neuroticism, depression
117 and anxiety, respectively. Polygenic overlap between IBS and each mental condition
118 was quantified using MiXeR ²³. MiXeR calculates the number of trait-influencing loci
119 for each trait (univariate model) and for both traits (bivariate model) and the proportion
120 of variants with concordant direction of effects for both traits. The proportion of SNPs
121 shared by two traits is indicated by the Dice coefficient. Model fit was assessed using
122 the Akaike Information Criterion (AIC). For further details see Supplementary Note 2.

123

124 **Multi-Trait Analysis of GWAS (MTAG)**

125 To identify new loci for IBS, SNP-level GWAS for IBS, neuroticism, depression and
126 anxiety were meta-analyzed using MTAG ²⁴. To discard inflation in our results we
127 calculated the max-false discovery rate (max-FDR) using the default settings as
128 previously described ^{24,25}. Independent lead SNPs from MTAG-IBS results (P -value<5-
129 E08) were identified through clumping ($r^2=0.05$, kb=5000) using the 1000 Genomes
130 Project Phase 3 European reference panel (<http://www.internationalgenome.org/>) and
131 PLINK1.09 as described by Eijbouts et al. ¹⁸. We carried out conditional analyses to
132 evaluate independence between secondary (within 5000kb and $r^2<0.2$) and index
133 variants within each locus using COJO implemented in Genome-wide Complex Trait
134 Analysis (GCTA) ²⁶. For further details on conditional analysis see Supplementary Note
135 3.

136

137 **Credible variants and functional annotation**

138 Sets of credible variants (credible-sets) were identified by fine-mapping the independent
139 lead SNPs of MTAG-IBS using three different tools , FINEMAP 1.3.1 ²⁷, PAINTOR

140 v3.0²⁸ and CAVIARBF v.0.2.1²⁹ following the pipeline available elsewhere³⁰.
141 Variants located in a region of 5000 kb around the lead SNPs were included in the
142 analysis and we assumed that there was only one causal variant per locus. We used the
143 recommended parameters of each tool and only variants identified by all three methods
144 were considered. Functional annotation of the credible variants was conducted using
145 FUMA³¹. For further details see Supplementary Note 4.

146

147 **Gene-based and gene-set analyses of MTAG-IBS results**

148 Gene-based and gene-set analyses of MTAG-IBS risk loci were performed using
149 MAGMA v1.08³² implemented in FUMA³¹. Tissue specific gene expression was
150 explored using MAGMA gene-property analysis of expression data from GTEx v8 and
151 BrainSpan available in FUMA (databases detailed in Supplementary Note 5). All gene
152 sets were obtained from the Molecular Signatures Database (MSigDB v6.2) and
153 included GO, KEGG, BIOCARTA and Reactome representing a total of 11,960 gene
154 sets. The Bonferroni-corrected significance threshold was $0.05/11960$ gene sets = $4.18E-$
155 06 .

156

157 **Drug target identification**

158 To explore whether finemapped genes related with IBS were enriched for target genes
159 of drugs (druggable genes) we performed enrichment analysis based on information
160 from the PharmGKB using WebGestAlt³³. Identified drugs were classified according to
161 available information from the Anatomical Therapeutic Chemical (ATC) classification
162 system.

163

164 **Partitioned heritability and genetic correlations**

165 We partitioned h^2_{SNP} of MTAG-IBS results by functional annotation categories using
166 stratified LDSC³⁴. We calculated whether any of the 28 specific genomic categories
167 included in the analysis was enriched for variants that contribute to h^2_{SNP} . Annotations
168 for these functional genomic categories (e.g. coding or regulatory regions) were
169 obtained from LDSC website ([https://github.com/bulik/ldsc/wiki/Partitioned-](https://github.com/bulik/ldsc/wiki/Partitioned-Heritability)
170 [Heritability](https://github.com/bulik/ldsc/wiki/Partitioned-Heritability)). We focused on categories extended by 500bp in either direction.
171 Enrichment/depletion of heritability in each category is calculated as the proportion of
172 heritability attributable to SNPs in the specified category divided by the proportion of
173 total SNPs annotated to that category. The Bonferroni-corrected significance threshold
174 was $0.05/28$ annotations= 0.0021 .

175

176 We explored genetic correlations between our MTAG-IBS results and gastrointestinal,
177 immunological and psychiatric disorders using LDSC analysis²². We selected all
178 GWAS summary statistics of gastrointestinal/abdominal, immunological/systemic (UK
179 Biobank: 21 phenotypes) and psychiatric disorders (PGC: 7 phenotypes) available in the
180 MR-Base database (Supplementary Table 14)³⁵. We used GWAS summary statistics
181 including both males and females of European ancestry. If several GWAS were
182 available for the same disorder, we chose the study with the largest effective sample
183 size ($N_{\text{effective}} = 4N_{\text{ca}}N_{\text{co}}/(N_{\text{ca}}+N_{\text{co}})$). The Bonferroni-corrected significance
184 threshold used was $0.05/28$ traits= 0.0018 .

185

186 **Causal analysis using summary effect estimates (CAUSE)**

187 Causal relationships between IBS and correlated traits were assessed considering
188 independent variants ($r^2=0.05$; kb=5000) associated with the exposure with $P<1.0E-03$

189 using CAUSE³⁶. Bidirectional relationships were tested considering IBS as exposure
190 and depression, anxiety or neuroticism as outcomes and vice-versa. Given that SE was
191 not available from the largest study on neuroticism to date³⁷, we used the GWAS
192 dataset on neuroticism by Luciano et al. in 329,821 subjects as an alternative³⁸. The
193 strengths of CAUSE involve accounting for correlated horizontal pleiotropic effects (i.e.
194 when a variant affects the outcome and the mediator through shared heritable factors)
195 and using a less stringent significance threshold ($P < 1.0E-3$) allowing the incorporation
196 of more variants to the analyses. CAUSE compares two nested models, a sharing and a
197 causal model. Both models allow for horizontal pleiotropy (correlated pleiotropy (η))
198 but only the casual model includes a causal effect parameter (γ). The sharing and
199 the causal model are compared against a null model and against each other. Model
200 comparisons are carried out using the expected log pointwise posterior density (ELPD),
201 a Bayesian model comparison approach that estimates how well the posterior
202 distributions of a particular model are expected to predict a new set data. When $P < 0.05$
203 the second model fits the data better than the first model. There is evidence of causal
204 effects when the causal model represents a significant improvement in the model fit of
205 the sharing model.

206 For further details see Supplementary Note 9.

207

208 **RESULTS**

209 *SNP-based heritability, genetic correlation and overlap*

210 The latest GWAS on IBS¹⁸, neuroticism²⁰, depression²¹ and anxiety used herein are
211 summarized in Table 1 and Supplementary Note 1. The estimated SNP heritability
212 (h^2_{SNP}) was 6.9% (SE=0.004) for IBS, 14.6% (SE=0.005) for neuroticism, 9.9%
213 (SE=0.004) for depression and 8.3% (SE=0.011) for anxiety (Table 2). We found

214 evidence of strong genetic correlation between IBS and all three mental conditions,
215 ranging from 53% to 68% (Table 2). Univariate MiXeR analysis revealed that IBS and
216 neuroticism were highly polygenic, with around twelve thousand variants explaining
217 90% of SNP heritability (12,438 variants for IBS and 12,308 for neuroticism;
218 Supplementary Table 1a). Bivariate MiXeR analysis showed that the majority of the
219 variants influencing IBS were shared with neuroticism (10,793 (SE=1.094) out of
220 12,438 (SE=1.305) variants, Dice coefficient=0.87), with a high proportion of variants
221 being concordant (71%) (Supplementary Table 1a and Supplementary Figure 1).
222 Unfortunately, MiXeR was unable to accurately quantify the genetic overlap between
223 IBS and depression or anxiety according to the Akaike Information Criterion (AIC;
224 Supplementary Table 1b).

225

226 ***Multi-Trait Analysis of GWAS (MTAG)***

227 To identify novel loci for IBS, we combined the summary statistics from the GWAS on
228 IBS, neuroticism, depression and anxiety using MTAG, increasing the estimated
229 effective sample size from 486,601 in the original IBS dataset to 887,490. The max-
230 FDR of MTAG-IBS analysis was low (0.020) suggesting no inflation, consistent with
231 the similar mean chi-square values for the different GWAS, ranging from 1.08 for
232 anxiety to 1.69 for neuroticism. After MTAG analysis, the number of genome-wide
233 significant SNPs for IBS increased from six in the original GWAS to 42 independent
234 SNPs in 37 loci in the current study (Figure 1, Supplementary Figure 2, Table 3 and
235 Supplementary Table 2). Comparing these results with the ones originally described for
236 IBS¹⁸, 38 out of the 42 SNPs identified herein were novel for IBS and all of them
237 showed consistent direction of the association (Figure 1a and Supplementary Table 3).
238 Of them, 11 were not previously associated with neuroticism, depression or anxiety

239 (Figure 1d). The remaining signals, 27 in total, were novel risk loci for IBS but
240 previously reported for neuroticism and/or depression (Table 3, Figure 1d) and overall
241 showed consistent direction of association with that reported in the original studies
242 (Figure 1a). Of the six loci previously identified in IBS¹⁸, four of them, on chromosome
243 3, 6, 9 and 11, were among the significant loci for IBS in the current study and the two
244 additional ones, in chromosome 13, showed suggestive evidence of association ($P < 5E-$
245 07 ; Table 3). Among top findings, we found lead SNPs nearby genes involved in
246 transcriptional regulation, including non-coding RNAs (*RP11-629G13.1* and *MSH5-*
247 *SAPCD1*), RNA splicing (*CELF4*), chromatin remodeling (*EP300* and *HIST1H3J*),
248 mRNA transport (*FAM120A*) or nucleic acid binding (*TCF4* and *ELAVL2*), as well as in
249 brain development (*TMEM161B*) or presynaptic activity (*PCLO*).

250

251 ***Credible variants and functional annotation***

252 We identified a total of 1,818 Bayesian credible variants in the 37 independent loci for
253 IBS (Supplementary Table 4). Their functional annotation revealed over-presentation of
254 SNPs in introns (64.6%), intergenic regions (21.7%) or located in non-coding RNA
255 (9.4%) (Figure 2 and Supplementary Table 5). A total of 75% of the variants within
256 credible sets were located in open chromatin regions (minimum chromatin state ≤ 7),
257 3% were likely to affect the binding of transcription factors (RegulomeDB scores from
258 1b to 2c) and 0.05% may be deleterious (Combined Annotation Dependent Depletion
259 (CADD) score > 12.37) (Figure 2 and Supplementary Table 5). Forty-eight variants
260 were previously related by GWAS ($P < 5E-07$) to digestive-related phenotypes (e.g.
261 inflammatory bowel disease, gastroesophageal reflux or gut microbiota relative
262 abundance), lifestyle factors (e.g. alcohol consumption, lifetime smoking, coffee
263 consumption or moderate to vigorous physical activity levels) and brain and

264 neuropsychiatric phenotypes (e.g. neuroticism, depression, anxiety, cognition or brain
265 morphology) (Supplementary Table 6). In addition, we found that more than half of the
266 credible variants ($n=953$; 52%) were expression quantitative trait loci (eQTL) for at
267 least one gene in one brain area ($n=895$; 49%) and/or digestive tissue ($n=690$; 38%;
268 Supplementary Table 7).

269

270 Credible variants were mapped to 289 unique genes (Supplementary Table 8) that were
271 significantly enriched in genes upregulated during early embryonic brain development
272 (8th post conceptual week; Supplementary Figure 3) and in several gene-sets
273 (Supplementary Table 9). Among the most significant ones, we found psychiatric
274 disorders (GWAS catalog: autism spectrum disorder or schizophrenia, P -
275 adjusted= $4.96E-193$), digestive disorders (GWAS catalog: ulcerative colitis, P -
276 adjusted= $1.13E-57$ and inflammatory bowel disease, P -adjusted= $7.05E-40$),
277 autoimmune disease (KEGG: Systemic lupus erythematosus, P -adjusted= $7.91E-61$) and
278 histone deacetylases (Reactome: HDACS deacetylate histones, P -adjusted= $3.09E-46$)
279 (Supplementary Table 9).

280

281 ***Gene-based and gene-set analyses of MTAG-IBS risk loci***

282 The gene-based analysis identified 76 significant genes, which were associated with
283 expression changes in the cerebellum ($P=5.2E-09$), frontal cortex ($P=9.8E-07$), anterior
284 cingulate cortex ($P=1.8E-05$), basal ganglia nuclei (nucleus accumbens: $P=6.9E-05$;
285 caudate: $P=9.7E-04$) and hypothalamus ($P=4.3E-04$) (Supplementary Table 10,
286 Supplementary Figure 4) as well as with gene expression during the 21st post
287 conceptual week ($P=8.5E-04$) (Supplementary Figure 5). Among top findings, we found
288 genes with a role in brain development and synaptic function, including *CADM2* and

289 *NCAMI*, previously identified in the latest GWAS on IBS, and also genes involved in
290 transcriptional regulation through mRNA transport or chromatin structure, including
291 *FAM120A*, *PHF2* and different histone coding genes. When we conducted the gene-set
292 analysis we found the *branching morphogenesis of a nerve* pathway significantly
293 associated with IBS (gene-set size=10 genes; $P= 1.7E-06$) (Supplementary Table 11).

294 ***Drug target identification***

295 The enrichment analysis on druggable genes showed enrichment of MTAG-IBS-
296 finemapped credible genes in druggable genes for 21 drugs (Supplementary Table 12),
297 being l-lysine ($P < 2.2E-16$), belinostat ($P=8.6E-10$), s-adenosylmethionine ($P=7.0E-$
298 09) and allopurinol ($P=1.5E-07$), the top ones (Supplementary Table 12). They also
299 included drugs related to musculo-skeletal system, such as anti-inflammatory and
300 antirheumatic drugs, or related to the nervous system, such as anesthetics and drugs
301 used in opioid dependence (Supplementary Table 12).

302

303 ***Partitioned heritability and genetic correlations***

304 When we partitioned the h^2_{SNP} of IBS, we observed significant heritability enrichment
305 in seven functional categories (Figure 2 and Supplementary Table 13), with the
306 strongest enrichment of variants in conserved regions (enrichment=2.01; $P=4.0E-09$),
307 DNase I hypersensitive sites (DHSs) regions (enrichment=1.66; $P=9.1E-08$) and histone
308 H3 lysine 9 acetylation (H3K9ac) peaks (enrichment=6.88; $P=1.1E-07$).

309

310 We found significant genetic correlations between IBS and 13 gastrointestinal,
311 immunological or psychiatric disorders using GWAS summary statistics available in the
312 MR-Base database³⁵, including gastric reflux ($rg=0.51$; $P=2.6E-36$), the cross-disorder

313 GWAS from the PGC involving schizophrenia, bipolar disorder, major depressive
314 disorder, autism spectrum disorders (ASD) and attention-deficit/hyperactivity disorder
315 (ADHD) ($rg=0.44$, $P=9.7E-46$), diverticulitis ($rg=0.44$, $P=7.4E-22$), hiatus hernia
316 ($rg=0.43$; $P=4.7E-20$) and chronic fatigue syndrome ($rg=0.39$, $P=2.0E-04$), among
317 others (Figure 2 and Supplementary Table 14).

318

319 *Causal analysis using summary effect estimates (CAUSE)*

320 CAUSE³⁶ showed consistent evidence for a causal effect of the genetic liability of IBS
321 on neuroticism ($\Delta ELPD=-3.6$, $SE=1.9$, $P=0.031$), depression ($\Delta ELPD=-5.9$, $SE=1.8$,
322 $P=5.4E-03$) and anxiety ($\Delta ELPD=-2.9$, $SE=1.7$, $P=0.049$). We also found evidence for
323 reverse causality with a causal effect of the genetic liability of neuroticism and
324 depression on IBS ($\Delta ELPD=-7.3$, $SE=1.4$, $P=1.5E-07$ and $\Delta ELPD=-6.3$, $SE=1.4$,
325 $P=1.8E-06$ respectively) but there was no evidence for a causal relationship when
326 anxiety was considered as exposure and IBS as outcome (Figure 2, Supplementary
327 Table 15a and 15b and Supplementary Figure 6).

328

329

330 **DISCUSSION**

331 In the present study we found extensive genetic sharing between IBS, neuroticism,
332 depression and anxiety, and identified 42 genome-wide significant hits for IBS, of
333 which 38 are novel. Our findings confirm the polygenic architecture of the disorder,
334 with more than 12,000 variants explaining 90% of the h^2_{SNP} , and represent a great
335 advance over the previously reported six genome-wide risk loci ¹⁸. Significant signal
336 enrichment was found in genes showing heightened expression in the brain during early
337 embryonic development and playing prominent roles in mental and digestive disorders,
338 autoimmune diseases and transcription regulation.

339

340 Our results confirm a role on IBS of genes involved in brain development and synaptic
341 function as well as genes previously associated with psychiatric conditions ¹⁸. We
342 detected 27 loci for IBS also associated with at least one of the three mental conditions
343 under study, and found evidence supporting that IBS and neuroticism, which is
344 genetically correlated with many psychiatric disorders ³⁹, share a considerable
345 proportion of their genetic background. The widespread common genetic risk sharing
346 with mental conditions was further supported by the positive genetic correlation found
347 between IBS and many psychiatric disorders (i.e. schizophrenia, ADHD, autism or
348 depression) and by the IBS associated variants being located within genes significantly
349 expressed in the brain. These results are in agreement with the higher burden of mental
350 disorders often co-existing in IBS patients, add further evidence of substantial
351 pleiotropy of contributing loci and underscore that genetic influences on IBS may
352 transcend diagnostic boundaries.

353

354 Among top findings we identified genes associated with IBS in previous GWAS, such
355 as *CADM2* and *NCAM1*, members of the synaptic cell adhesion molecules that play a
356 role in synapse organization and plasticity^{40,41}. Interestingly, NCAM peptide mimetics
357 have been proven to have both antidepressant and anti-inflammatory effects^{42,43},
358 pointing them as a potential therapeutic target for IBS. Novel loci for IBS include
359 interesting genes previously associated with depression and other mental disorders, such
360 as *RERE*, that regulates retinoic acid signaling during development⁴⁴⁻⁴⁶, *PCLO*,
361 involved in synaptic vesicle trafficking, *TMEM161B*⁴⁷, a brain-expressed
362 transmembrane protein⁴⁸, *RBFOX1*, a splicing regulator mainly expressed in neurons,
363 that is one of the most pleiotropic genes among psychiatric disorders⁴⁹ or *DRD2*,
364 encoding the dopamine receptor D2R and one of the strongest candidates for psychiatric
365 disorders and traits⁵⁰. Interestingly, several studies in animal models suggested an
366 important role for dopamine signaling both in the development and progression of
367 inflammatory bowel disease⁵¹ and treatment with D2R agonists decreased the severity
368 of ulcerative colitis in mice and rats⁵².

369

370 We also provide new insights underlying IBS, showing strong evidence of
371 transcriptional regulation mechanisms playing a role in the disorder, including non-
372 coding RNAs and histone modification. We found genes encoding histones and histone
373 modifying enzymes among top findings, and enrichment of IBS associations in histone
374 acetylation and methylation peaks and in target genes for the histone deacetylase
375 inhibitor belinostat⁵³. These findings are in agreement with previous results involving
376 chromatin modifications in maintenance of anxiety behavior and nociception and in
377 visceral hypersensitivity induced by early-life stress^{54,55}. Additionally, top findings also
378 include non-coding RNAs, an epigenetic mechanism that has been involved in

379 regulation of genes related with visceral pain response and intestinal permeability⁵⁶⁻⁵⁸.

380 These results add additional evidence towards the role of epigenetic programming in

381 inflammation, visceral pain as well as in intestinal permeability, sensibility and motility

382 in both humans and animal models of IBS^{54,55,59,60}.

383

384 Despite many of the findings pointing out neurobiological processes and mental

385 disorders, we also detected links between IBS and gastrointestinal-related phenotypes.

386 Fine mapping showed that 38% of the credible variants were eQTLs for at least one

387 digestive tissue and that credible sets were located in genes enriched in different

388 digestive disorders, including ulcerative colitis and inflammatory bowel disease. In

389 addition, positive genetic correlations were found between IBS and gastric reflux,

390 diverticulitis, hiatus hernia, cholelithiasis/gallstones and gastric/stomach ulcers, among

391 others, which adds evidence on the overlap between the genetic risk for IBS and for

392 other digestive-related disorders and traits. These findings may reflect the multi-

393 factorial etiology proposed for IBS involving psychological factors, abnormal brain

394 functioning and dysregulation of brain-gut interactions^{15,61-63}, as previously proposed in

395 different psychiatric disorders such as depression⁶⁴.

396

397 IBS-associated signals were also enriched in target genes of relevant drugs, including l-

398 lysine or S-adenosylmethionine. L-lysine acts as partial serotonin 5-HT₄ receptor

399 antagonist and inhibits serotonin-mediated intestinal pathologies in rats, including

400 anxiety and stress-induced fecal excretion and severity of diarrhea⁶⁵. Interestingly, l-

401 lysine, and other 5-HT₄ receptor antagonists, are promising targets for the treatment of

402 diarrhea-predominant IBS^{66,67} and may aminorate serotonin disturbances in gut and

403 brain that account for part of intestinal and mental disorders⁶⁵. Additional drugs of

404 interest include S-adenosylmethionine, involved in neurotransmission signaling that has
405 a putative antidepressant effect^{68,69} or allopurinol that improves inflammatory bowel
406 disease clinical outcomes⁷⁰, among others.

407

408 Despite the high prevalence of psychiatric comorbidities reported in patients with IBS,
409 particularly anxiety and depression, a clear temporal relationship between them has not
410 been well established. We found evidence for a bidirectional causal effect between IBS
411 and neuroticism or depression when accounting for correlated pleiotropy, which
412 strengthens previous evidence¹⁸. In addition, we found evidence for a causal effect of
413 the genetic liability of IBS on anxiety. These findings support that IBS increases the risk
414 of subsequent depressive and anxiety disorders described in longitudinal study designs
415⁷¹ and also previous evidence supporting that prior depression raises the risk of
416 developing IBS^{72,73}. We found, however, no evidence for a causal effect of the genetic
417 liability of anxiety on IBS when accounting for correlated pleiotropy, in line with
418 previous results¹⁸. Although the sample size for anxiety was more limited and these
419 results may also reflect lack of statistical power. Long term follow-up studies as well as
420 larger datasets and sensitivity analyses are required to confirm the robustness of these
421 results and to better understand the temporal relationship between IBS and comorbid
422 mental conditions.

423

424 A major strength of our study is the substantial larger sample size compared with
425 previous studies. By conducting meta-analysis of GWAS summary statistics for IBS
426 and comorbid mental conditions with MTAG we increased the effective sample size
427 from 486,601 in the original IBS dataset to 887,490 individuals and the number of IBS
428 genome-wide significant loci from six in the single-trait analysis to 42. Thirty-eight of

429 them were novel for IBS and 11 were not associated with any of the mental conditions
430 under study, which highlight that MTAG combining GWAS on IBS and mental
431 conditions is a robust strategy to identify trait specific genetic associations. In addition,
432 four of the previously six identified loci were also significant in the present study ¹⁸.
433 Even though two identified loci demonstrated less association here, their associations
434 were still suggestive ($P < 5E-07$) and in concordance in the direction of the effect with
435 the original GWAS study on IBS, which supports validity of the findings across studies.
436

437 The study, however, should be considered in the context of some limitations: (i) We did
438 not account for phenotypic overlap and cannot discard that comorbid conditions may
439 have biased the observed results. Also, IBS is considered a highly heterogenous
440 disorder with pathophysiological differences observed among clinical subtypes,
441 between genders, and across age groups and geographic locations ¹. Accounting for
442 such factors may contribute to better characterize the disorder, capture its genetic
443 background and identify overlap with other comorbid disorders that may impact on IBS
444 risk, prognosis and clinical outcome ⁶; (ii) Despite the strong genetic correlation
445 between IBS and the three mental conditions under study, MiXeR was unable to assess
446 the genetic overlap between IBS, depression and anxiety probably due to the high
447 polygenicity and low SNP heritability estimates for these traits (0.083 and 0.099,
448 respectively) and the limited sample size of the original GWAS on anxiety. We cannot
449 discard, either, that due to lack of power we did not detect IBS signals previously
450 reported for anxiety in the original GWAS or evidence for anxiety increasing the risk
451 for IBS in the causality analyses; (iii) Combining GWAS that differ a great deal in
452 power may lead to inflation of FDR, according to MTAG authors ²⁴. In this study we
453 combined GWAS with different sample sizes, however their mean chi-squared was

454 similar and accordingly the max-FDR estimated in our IBS analysis was 0.02, which
455 suggested no inflation of our results. Moreover, despite increasing considerably the
456 effective sample size for IBS through the addition of multiple mental conditions, a
457 number of outcomes were related with gastrointestinal-related phenotypes, which
458 further supports this approach.

459

460 In summary, we identified novel risk loci for the IBS, reveal new insights of its
461 polygenic architecture and extended previous knowledge on the genetic overlap and
462 causal relationships between IBS, neuroticism, depression and anxiety. Overall, we
463 advance our understanding of the biological mechanisms underlying IBS, highlighted
464 candidate genes related to brain development and function as well as transcriptional
465 regulation and provide insight into the association between IBS and comorbid mental
466 disorders.

467

468 **Abbreviations**

469 ADHD: attention-deficit/hyperactivity disorder; AIC: Akaike Information Criterion;
470 ASD: autism spectrum disorders; ATC: Anatomical Therapeutic Chemical; CAUSE:
471 Causal Analysis Using Summary Effect estimates; IBS: irritable bowel syndrome; FDR:
472 false discovery rate; ELPD: expected log pointwise posterior density; FUMA:
473 Functional Mapping and Annotation of GWAS; GCTA: Genome-wide Complex Trait
474 Analysis; GWAS: Genome-wide association study; , h^2_{SNP} : SNP heritability; LDSC:
475 Linkage disequilibrium score regression; MAGMA: Generalized gene-set analysis of
476 GWAS data; MTAG: Multi-Trait Analysis of GWAS

477

478 **Declarations**

479 **Ethics approval and consent to participate**

480 This article contains results derived from data from human participants collected by
481 several studies performed by previous studies. All participants gave informed consent in
482 all the corresponding original studies. Our study is based on the large-scale GWAS
483 datasets, and not the individual-level data. Hence, ethical approval was not applicable.

484

485 **Consent for publication**

486 Not applicable.

487

488 **Availability of data and material**

489 All data used in the current study is publicly available. Summary statistics for IBS can
490 be download from European Bioinformatics Institute GWAS Catalog
491 (<https://www.ebi.ac.uk/gwas/>). Summary statistics for neuroticism can be downloaded
492 from https://ctg.cncr.nl/software/summary_statistics/ and <http://www.ccace.ed.ac.uk>.
493 Summary statistics for depression can be downloaded from
494 <https://datashare.ed.ac.uk/handle/10283/3203>. Summary statistics for anxiety can be
495 downloaded from <http://www.nealelab.is/uk-biobank>. Genotype tissue expression
496 (GTEx v8) portal: <http://www.gtexportal.org/home/datasets>. BRAINEAC:
497 <http://www.braineac.org>. eQTL catalogue: <https://www.ebi.ac.uk/eql/Methods/>.
498 PsychENCODE: <http://resource.psychencode.org>. CommonMind Consortium
499 (CMC/CMC): <https://www.synapse.org/#!/Synapse:syn5585484>. WEB-based GENE
500 SeT AnaLysis Toolkit (WebGestAlt): <http://www.webgestalt.org>.
501 SNP heritability and genetic correlations: <https://github.com/bulik/ldsc>. MiXeR:
502 <https://github.com/precimed/mixer>. Conditional analysis:
503 <https://yanglab.westlake.edu.cn/software/gcta/#COJO>. Multi-Trait Analysis of GWAS

504 (MTAG): <https://github.com/omeed-maghzian/mtag>. Fine-mapping:
505 <https://github.com/mulinlab/CAUSALdb-finemapping-pip>. Functional Mapping and
506 Annotation of Genome-Wide Association Studies (FUMA): <https://fuma.ctglab.nl/>.
507 Partitioned heritability: <https://github.com/bulik/ldsc/wiki/Partitioned-Heritability>. MR-
508 Base database: https://github.com/MRCIEU/mrbase_casestudies. Causal Analysis
509 Using Summary Effect estimates (CAUSE):
510 <https://jean997.github.io/cause/pipeline.html>. The use of each software tools has been
511 described in the Methods section. Analysis code and scripts used in the current study are
512 available upon request from the corresponding authors.

513

514 **Competing interests**

515 JARQ was on the speakers bureau and/or acted as consultant for Janssen-Cilag,
516 Novartis, Shire, Takeda, Bial, Shionogi, Sincrolab, Novartis, BMS, Medice,
517 Technofarma, Rubió and Raffo in the last 3 years. He also received travel awards (air
518 tickets + hotel) for taking part in psychiatric meetings from Janssen-Cilag, Rubió, Shire,
519 Takeda, Shionogi, Bial and Medice. The Department of Mental Health chaired by him
520 received unrestricted educational and research support from the following companies in
521 the last 3 years: Janssen- Cilag, Shire, Oryzon, Roche, Psious, and Rubió. ARU was on
522 the speakers bureau and/or acted as consultant for Janssen-Cilag and Organon in the last
523 two years. All other authors declare no biomedical financial interests or conflicts of
524 interest. JS has served as consultant for Noventure SL, Devintecpharma, Aboca,
525 Reckitt, Ipsen & Pileje and discloses present and past recent scientific collaborations
526 with Salvat, Norgine, Alfa-Sigma, Cosmo, Adare, Ordesa and Danone that do not
527 constitute a conflict of interest in developing the content of the present manuscript. MS
528 was on the speakers bureau and/or acted as consultant/advisory Board member for

529 Tillotts, Menarini, Kyowa Kirin, Takeda, Biocodex, AlfaSigma, Sanofi, Janssen
530 Immunology, Pfizer, Ferrer, BioGaia, Falk Foundation, Danone Nutricia Research,
531 Ironwood, Genetic Analysis AS, DSM, Arena, Adnovate and Pharmanovia. He also
532 was funded by Glycom/DSM research grants.

533

534 **Funding**

535 This work was supported by the Agència de Gestió d'Ajuts Universitaris i de Recerca
536 (AGAUR, 2017SGR-00444 and 2017SGR-1461); the Ministry of Science, Innovation
537 and Universities (RYC2021-031324-I to J.C.D), the Instituto de Salud Carlos III
538 (CP22/00128 to M.S.A and CP22/00026 to S.A) and the European Regional
539 Development Fund (ERDF), the European Union H2020 Programme (H2020/2014-
540 2020) under grant agreements no. 848228 (DISCOvERIE). This document is also an
541 output of a project grant (Grant Agreement n°: 848228, DISCOvERIE) funded under
542 H2020 Research Programme of the European Commission. The content of this
543 document represents the views of the author(s) only and is his/her/their sole
544 responsibility; it cannot be considered to reflect the views of the European Commission
545 or any other body of the European Union. The European Commission do not accept any
546 responsibility for use that may be made of the information it contains.

547

548 **Authors' contributions**

549 SA, MSA, JC, LVR, NLL and MR designed and supervised the study. SA analyzed the
550 data. SA, MSA, JC and MR wrote the manuscript draft. All authors contributed to the
551 interpretation of results and critically reviewed the manuscript.

552 **Bibliography**

- 553 1. Canavan C, West J, Card T. The epidemiology of irritable bowel syndrome. Clin
554 Epidemiol 2014;6:71-80. <http://dx.doi.org/10.2147/CLEP.S40245>.
- 555 2. Sperber AD, Bangdiwala SI, Drossman DA, et al. Worldwide Prevalence and
556 Burden of Functional Gastrointestinal Disorders, Results of Rome Foundation
557 Global Study. Gastroenterology 2021;160:99-114.e3.
- 558 3. Yeh H-W, Chien W-C, Chung C-H, et al. Risk of psychiatric disorders in irritable
559 bowel syndrome-A nationwide, population-based, cohort study. Int J Clin Pract
560 2018;72:e13212.
- 561 4. Ford AC, Moayyedi P, Chey WD, et al. American College of Gastroenterology
562 Monograph on Management of Irritable Bowel Syndrome. Am J Gastroenterol
563 2018;113:1-18.
- 564 5. Zamani M, Alizadeh-Tabari S, Zamani V. Systematic review with meta-analysis:
565 the prevalence of anxiety and depression in patients with irritable bowel
566 syndrome. Aliment Pharmacol Ther 2019;50:132-143.
- 567 6. Lee S, Wu J, Ma YL, et al. Irritable bowel syndrome is strongly associated with
568 generalized anxiety disorder: a community study. Aliment Pharmacol Ther
569 2009;30:643-651.
- 570 7. Lee C, Doo E, Choi JM, et al. The Increased Level of Depression and Anxiety in
571 Irritable Bowel Syndrome Patients Compared with Healthy Controls: Systematic
572 Review and Meta-analysis. J Neurogastroenterol Motil 2017;23:349.
- 573 8. Fond G, Loundou A, Hamdani N, et al. Anxiety and depression comorbidities in
574 irritable bowel syndrome (IBS): a systematic review and meta-analysis. Eur Arch
575 Psychiatry Clin Neurosci 2014;264:651-660.
- 576 9. Zhang QE, Wang F, Geng Q, et al. Depressive symptoms in patients with

- 577 irritable bowel syndrome: a meta-analysis of comparative studies. *Int J Biol Sci*
578 2018;14:1504-1512.
- 579 10. Hazlett-Stevens H, Craske MG, Mayer EA, et al. Prevalence of irritable bowel
580 syndrome among university students: The roles of worry, neuroticism, anxiety
581 sensitivity and visceral anxiety. *J Psychosom Res* 2003;55:501-505.
- 582 11. Lydiard RB. Irritable bowel syndrome, anxiety, and depression: what are the
583 links? *J Clin Psychiatry* 2001;62 Suppl 8:38-45; discussion 46-7.
- 584 12. Nisticò V, Rossi RE, D'Arrigo AM, et al. Functional Neuroimaging in Irritable
585 Bowel Syndrome: A Systematic Review Highlights Common Brain Alterations
586 With Functional Movement Disorders. *J Neurogastroenterol Motil* 2022;28:185-
587 203.
- 588 13. Saffouri GB, Shields-Cutler RR, Chen J, et al. Small intestinal microbial
589 dysbiosis underlies symptoms associated with functional gastrointestinal
590 disorders. *Nat Commun* 2019;10.
- 591 14. Aguilera-Lizarraga J, Hussein H, Boeckxstaens GE. Immune activation in
592 irritable bowel syndrome: what is the evidence? *Nat Rev Immunol* 2022.
- 593 15. Ford AC, Sperber AD, Corsetti M, et al. Irritable bowel syndrome. *Lancet*
594 2020;396:1675-1688.
595 <http://www.thelancet.com/article/S0140673620315488/fulltext>.
- 596 16. Smoller JW. The Genetics of Stress-Related Disorders: PTSD, Depression, and
597 Anxiety Disorders. *Neuropsychopharmacology* 2016;41:297-319.
- 598 17. Sullivan PF, Neale MC, Kendler KS. Genetic epidemiology of major depression:
599 review and meta-analysis. *Am J Psychiatry* 2000;157:1552-1562.
- 600 18. Eijsbouts C, Zheng T, Kennedy NA, et al. Genome-wide analysis of 53,400
601 people with irritable bowel syndrome highlights shared genetic pathways with

- 602 mood and anxiety disorders. *Nat Genet* 2021;53:1543-1552.
- 603 19. Wu Y, Murray GK, Byrne EM, et al. GWAS of peptic ulcer disease implicates
604 *Helicobacter pylori* infection, other gastrointestinal disorders and depression. *Nat*
605 *Commun* 2021;12:1146.
- 606 20. Nagel M, Jansen PR, Stringer S, et al. Meta-analysis of genome-wide association
607 studies for neuroticism in 449,484 individuals identifies novel genetic loci and
608 pathways. *Nat Genet* 2018;50:920-927.
- 609 21. Howard DM, Adams MJ, Clarke TK, et al. Genome-wide meta-analysis of
610 depression identifies 102 independent variants and highlights the importance of
611 the prefrontal brain regions. *Nat Neurosci* 2019;22:343-352.
- 612 22. Bulik-Sullivan BK, Loh P-R, Finucane HK, et al. LD Score regression
613 distinguishes confounding from polygenicity in genome-wide association studies.
614 *Nat Genet* 2015;47:291-295.
- 615 23. Frei O, Holland D, Smeland OB, et al. Bivariate causal mixture model quantifies
616 polygenic overlap between complex traits beyond genetic correlation. *Nat*
617 *Commun* 2019 101 2019;10:1-11.
- 618 24. Turley P, Walters RK, Maghzian O, et al. Multi-trait analysis of genome-wide
619 association summary statistics using MTAG. *Nat Genet* 2018;50:229-237.
- 620 25. Maihofer AX, Choi KW, Coleman JRI, et al. Enhancing Discovery of Genetic
621 Variants for Posttraumatic Stress Disorder Through Integration of Quantitative
622 Phenotypes and Trauma Exposure Information. *Biol Psychiatry* 2022;91:626-
623 636.
- 624 26. Yang J, Ferreira T, Morris AP, et al. Conditional and joint multiple-SNP analysis
625 of GWAS summary statistics identifies additional variants influencing complex
626 traits. *Nat Genet* 2012;44:369-375, S1-3.

- 627 27. Benner C, Spencer CCA, Havulinna AS, et al. FINEMAP: efficient variable
628 selection using summary data from genome-wide association studies.
629 *Bioinformatics* 2016;32:1493-1501.
- 630 28. Greenbaum J, Deng HW. A Statistical Approach to Fine Mapping for the
631 Identification of Potential Causal Variants Related to Bone Mineral Density. *J*
632 *Bone Miner Res* 2017;32:1651-1658.
- 633 29. Chen W, Larrabee BR, Ovsyannikova IG, et al. Fine Mapping Causal Variants
634 with an Approximate Bayesian Method Using Marginal Test Statistics. *Genetics*
635 2015;200:719-736.
- 636 30. Wang J, Huang D, Zhou Y, et al. CAUSALdb: a database for disease/trait causal
637 variants identified using summary statistics of genome-wide association studies.
638 *Nucleic Acids Res* 2020;48:D807-D816.
- 639 31. Watanabe K, Taskesen E, Van Bochoven A, et al. Functional mapping and
640 annotation of genetic associations with FUMA. *Nat Commun* 2017;8:1826.
- 641 32. de Leeuw CA, Mooij JM, Heskes T, et al. MAGMA: Generalized Gene-Set
642 Analysis of GWAS Data. *PLoS Comput Biol* 2015;11:e1004219.
- 643 33. Liao Y, Wang J, Jaehnig EJ, et al. WebGestalt 2019: gene set analysis toolkit
644 with revamped UIs and APIs. *Nucleic Acids Res* 2019;47:W199-W205.
- 645 34. Finucane HK, Bulik-Sullivan B, Gusev A, et al. Partitioning heritability by
646 functional annotation using genome-wide association summary statistics. *Nat*
647 *Genet* 2015;47.
- 648 35. Hemani G, Zheng J, Elsworth B, et al. The MR-base platform supports
649 systematic causal inference across the human phenome. *Elife* 2018;7:e34408.
- 650 36. Morrison J, Knoblauch N, Marcus JH, et al. Mendelian randomization accounting
651 for correlated and uncorrelated pleiotropic effects using genome-wide summary

- 652 statistics. *Nat Genet* 2020;52:740-747.
- 653 37. Nagel M, Jansen PR, Stringer S, et al. Meta-analysis of genome-wide association
654 studies for neuroticism in 449,484 individuals identifies novel genetic loci and
655 pathways. *Nat Genet* 2018 507 2018;50:920-927.
- 656 38. Luciano M, Hagenaars SP, Davies G, et al. Association analysis in over 329,000
657 individuals identifies 116 independent variants influencing neuroticism. *Nat*
658 *Genet* 2018;50:6-11.
- 659 39. Anttila V, Bulik-Sullivan B, Finucane HK, et al. Analysis of shared heritability in
660 common disorders of the brain. *Science* 2018;360.
- 661 40. Boutwell B, Hinds D, Agee M, et al. Replication and characterization of *CADM2*
662 and *MSRA* genes on human behavior. *Heliyon* 2017;3.
- 663 41. Lüthi A, Laurent JP, Figurovt A, et al. Hippocampal long-term potentiation and
664 neural cell adhesion molecules L1 and NCAM. *Nature* 1994;372:777-779.
- 665 42. Downer EJ, Cowley TR, Lyons A, et al. A novel anti-inflammatory role of
666 NCAM-derived mimetic peptide, FGL. *Neurobiol Aging* 2010;31:118-128.
- 667 43. Turner CA, Lyons DM, Buckmaster CL, et al. Neural cell adhesion molecule
668 peptide mimetics modulate emotionality: pharmacokinetic and behavioral studies
669 in rats and non-human primates. *Neuropsychopharmacol* 2018 442 2018;44:356-
670 363.
- 671 44. Fregeau B, Kim BJ, Hernández-García A, et al. De Novo Mutations of RERE
672 Cause a Genetic Syndrome with Features that Overlap Those Associated with
673 Proximal 1p36 Deletions. *Am J Hum Genet* 2016;98:963.
- 674 45. Jordan VK, Fregeau B, Ge X, et al. Genotype–phenotype correlations in
675 individuals with pathogenic RERE variants. *Hum Mutat* 2018;39:666.
- 676 46. Wray NR, Ripke S, Mattheisen M, et al. Genome-wide association analyses

- 677 identify 44 risk variants and refine the genetic architecture of major depression.
678 Nat Genet 2018 505 2018;50:668-681.
- 679 47. Mbarek H, Milaneschi Y, Hottenga JJ, et al. Genome-Wide Significance for
680 PCLO as a Gene for Major Depressive Disorder. Twin Res Hum Genet
681 2017;20:267-270.
- 682 48. Hyde CL, Nagle MW, Tian C, et al. Identification of 15 genetic loci associated
683 with risk of major depression in individuals of European descent. Nat Genet
684 2016;48:1031-1036.
- 685 49. Lee PH, Anttila V, Won H, et al. Genomic Relationships, Novel Loci, and
686 Pleiotropic Mechanisms across Eight Psychiatric Disorders. Cell 2019;179:1469-
687 1482.e11.
- 688 50. Ayano G. Dopamine: Receptors, Functions, Synthesis, Pathways, Locations and
689 Mental Disorders: Review of Literatures. J Ment Disord Treat 2016;2.
- 690 51. Kurnik-Łucka M, Pasięka P, Łączak P, et al. Gastrointestinal dopamine in
691 inflammatory bowel diseases: A systematic review. Int J Mol Sci 2021;22.
- 692 52. Tolstanova G, Deng X, Ahluwalia A, et al. Role of Dopamine and D2 Dopamine
693 Receptor in the Pathogenesis of Inflammatory Bowel Disease. Dig Dis Sci
694 2015;60:2963-2975.
- 695 53. Beck HC, Nielsen EC, Matthiesen R, et al. Quantitative proteomic analysis of
696 post-translational modifications of human histones. Mol Cell Proteomics
697 2006;5:1314-1325.
- 698 54. Aguirre JE, Winston JH, Sarna SK. Neonatal immune challenge followed by
699 adult immune challenge induces epigenetic-susceptibility to aggravated visceral
700 hypersensitivity. Neurogastroenterol Motil 2017;29:e13081.
- 701 55. Moloney RD, Stilling RM, Dinan TG, et al. Early-life stress-induced visceral

- 702 hypersensitivity and anxiety behavior is reversed by histone deacetylase
703 inhibition. *Neurogastroenterol Motil* 2015;27:1831-1836.
- 704 56. Vicario M, Martínez C, Santos J. Role of microRNA in IBS with increased gut
705 permeability. *Gut* 2010;59:710-712.
- 706 57. Martínez C, Rodinõ-Janeiro BK, Lobo B, et al. Original article: miR-16 and miR-
707 125b are involved in barrier function dysregulation through the modulation of
708 claudin-2 and cingulin expression in the jejunum in IBS with diarrhoea. *Gut*
709 2017;66:1537.
- 710 58. Wohlfarth C, Schmitteckert S, Härtle JD, et al. miR-16 and miR-103 impact 5-
711 HT4 receptor signalling and correlate with symptom profile in irritable bowel
712 syndrome. *Sci Rep* 2017;7:19.
- 713 59. Hong S, Zheng G, Wiley JW. Epigenetic regulation of genes that modulate
714 chronic stress-induced visceral pain in the peripheral nervous system.
715 *Gastroenterology* 2015;148:148-157.e7.
- 716 60. Tran L, Schulkin J, Ligon CO, et al. Epigenetic modulation of chronic anxiety
717 and pain by histone deacetylation. *Mol Psychiatry* 2015;20:1219-1231.
- 718 61. Staudacher HM, Mikocka-Walus A, Ford AC. Common mental disorders in
719 irritable bowel syndrome: pathophysiology, management, and considerations for
720 future randomised controlled trials. *Lancet Gastroenterol Hepatol* 2021;6:401-
721 410.
- 722 62. Carabotti M, Scirocco A, Maselli MA, et al. The gut-brain axis: interactions
723 between enteric microbiota, central and enteric nervous systems. *Ann*
724 *Gastroenterol Q Publ Hell Soc Gastroenterol* 2015;28:203.
- 725 63. Fadgyas-Stanculete M, Buga A-M, Popa-Wagner A, et al. The relationship
726 between irritable bowel syndrome and psychiatric disorders: from molecular

- 727 changes to clinical manifestations. *J Mol Psychiatry* 2014;2.
- 728 64. Evrensel A, Ceylan ME. The Gut-Brain Axis: The Missing Link in Depression.
729 *Clin Psychopharmacol Neurosci* 2015;13:239-244.
- 730 65. Smriga M, Torii K. L-Lysine acts like a partial serotonin receptor 4 antagonist
731 and inhibits serotonin-mediated intestinal pathologies and anxiety in rats. *Proc*
732 *Natl Acad Sci U S A* 2003;100:15370-15375.
- 733 66. Bharucha AE, Zinsmeister AR, Camilleri M, et al. Effects of a serotonin 5-HT₄
734 receptor antagonist SB-207266 on gastrointestinal motor and sensory function in
735 humans. *Gut* 2000;47:667-674.
- 736 67. Tam FS-, Hillier K, Bunce KT. Characterization of the 5-hydroxytryptamine
737 receptor type involved in inhibition of spontaneous activity of human isolated
738 colonic circular muscle. *Br J Pharmacol* 1994;113:143-150.
- 739 68. Papakostas GI, Mischoulon D, Shyu I, et al. S-adenosyl methionine (SAME)
740 augmentation of serotonin reuptake inhibitors for antidepressant nonresponders
741 with major depressive disorder: A double-blind, randomized clinical trial. *Am J*
742 *Psychiatry* 2010;167:942-948.
- 743 69. Sharma A, Gerbarg P, Bottiglieri T, et al. S-adenosylmethionine (SAME) for
744 neuropsychiatric disorders: A clinician-oriented review of research. *J Clin*
745 *Psychiatry* 2017;78:e656-e667. <https://pubmed.ncbi.nlm.nih.gov/28682528/>.
746 Accessed May 18, 2022.
- 747 70. Moreau B, Clement P, Theoret Y, et al. Allopurinol in combination with
748 thiopurine induces mucosal healing and improves clinical and metabolic
749 outcomes in IBD. *Therap Adv Gastroenterol* 2017;10:819-827.
- 750 71. Lee YT, Hu LY, Shen CC, et al. Risk of psychiatric disorders following irritable
751 bowel syndrome: A nationwide population-based cohort study. *PLoS One*

752 2015;10:e0133283.

753 72. Sibelli A, Chalder T, Everitt H, et al. A systematic review with meta-analysis of
754 the role of anxiety and depression in irritable bowel syndrome onset. Psychol
755 Med 2016;46:3065-3080.

756 73. Goodwin L, White PD, Hotopf M, et al. Life course study of the etiology of self-
757 reported irritable bowel syndrome in the 1958 British birth cohort. Psychosom
758 Med 2013;75:202-210.

759

760

761

762

763 **Figure legends**

764

765 **Figure 1. MTAG results of IBS and overlap with previous GWAS on IBS,**
766 **neuroticism, depression and anxiety.** a) Z-scores of MTAG-IBS and original GWAS
767 on IBS, neuroticism, depression and anxiety for each of the independent lead SNPs
768 (n=42) found in MTAG-IBS results. Dotted grey line indicates 0 Z-score and solid grey
769 lines indicate statistical significance at $P < 5 \cdot 10^{-8}$. b) Manhattan plot of the MTAG-IBS
770 results. Dotted grey line indicates statistical significance at $P < 5 \cdot 10^{-8}$. c) QQ plot of the
771 MTAG-IBS results. d) Venn diagram depicting overlap among MTAG-IBS independent
772 lead SNPs and genome-wide significant hits in the original GWAS.

773

774 **Figure 2. Follow-up analysis of MTAG-IBS results and causal analysis.** a)
775 Functional annotation of the credible variants associated with MTAG-IBS. b)
776 RegulomeDB scores of the credible variants associated with MTAG-IBS. Low scores
777 indicate increasing likelihood of having regulatory function. c) Distribution of the
778 credible variants associated with MTAG-IBS across 15 categories of minimum
779 chromatin state. Lower state indicating higher accessibility and states from 1 to 7 refer
780 to open chromatin states. d) Genetic correlations (r_g) between MTAG-IBS results and
781 17 phenotypes involving digestive, immunological and psychiatric disorders. Only
782 significant correlations after Bonferroni correction are displayed. e) Bar graphs
783 depicting the size of the genomic locus (left), number of candidate SNPs in the locus
784 (center) and number of mapped genes in the genomic locus (right). Genomic loci are
785 displayed by “chromosome: start position-end position”. f) Partitioning of the SNP
786 heritability of the MTAG-IBS results using LD Score regression. Enrichment was
787 calculated by dividing the partial heritability of a category by the proportion of SNPs in

788 that category (proportion indicated by color). Only significant enrichments are
789 displayed. g) Causal relationships between IBS and neuroticism, depression and anxiety
790 assessed using Causal Analysis Using Summary Effect estimates (CAUSE). Only
791 associations with evidence of causal relationship are displayed.

Table 1. Summary of the GWAS datasets used in the current study.

Phenotype	N cases	N controls	N total	N effective ^a	GWAS Hits ^b	Reference
IBS	53,400	433,201	486,601	190,159	6	18
Neuroticism	-	-	□390,278 ^c	□390,278	136 ^d	20
Depression	170,756	329,443	500,199 ^c	449,856	102 ^d	21
Anxiety nerves or GAD	16,730	101,021	117,751	57,412	1	UKBB phenotype code: 20544_15

NOTE: GAD generalized anxiety disorder; UKBB UK Biobank.

^a N effective sample sizes were calculated following the equation: $N_{eff} = 4 / (1/N_{cases} + 1/N_{controls})$.

^b Number of genome-wide significant independent loci.

^c Sample size excluding the 23andMe cohort.

^d Hits including the 23andMe cohort.

Table 2. Genetic correlation estimates for IBS and neuroticism, depression and anxiety using Linkage Disequilibrium Score Regression (LDSC).

Trait 1	Trait 2	Genetic Correlation	SE	Z	P-value	Intercept (SE)	Trait 1	Trait 2
							h^2 (SE)	h^2 (SE)
IBS	Neuroticism	0.526	0.027	19.298	5.54E-83	1.013 (0.013)	0.069 (0.004)	0.146 (0.005)
IBS	Depression	0.587	0.026	22.714	3.23E-114	0.992 (0.01)	0.069 (0.004)	0.099 (0.004)
IBS	Anxiety	0.677	0.065	10.360	3.75E-25	0.999 (0.74)	0.068 (0.004)	0.083 (0.011)

NOTE: SE, standard error; h^2 , heritability.

Table 3. Results for the 42 independent lead SNPs identified in the MTAG-IBS analysis.

Locus	Lead SNP	CHR	A1/A2	BP	Cross-trait analysis			FRQ	Nearest Gene	Functional category	Overlap with original GWAS IBS	Overlap with previous GWAs on psychiatric traits	Overlap with previous GWAs	CADD	RDB
					Beta	SE	P								
1	rs301806	1	T/C	8482078	-0.009	0.002	1.67E-09	0.58	<i>RERE</i>	intronic	NO	<i>Neuroticism</i>	<i>Known</i>	0.117	4
2	rs11206127	1	A/G	53713549	-0.009	0.002	1.42E-08	0.43	<i>LRP8</i>	intronic	NO	<i>No</i>	<i>Novel</i>	0.128	6
3	rs12755507	1	T/C	176164865	0.01	0.002	8.03E-10	0.625	<i>RFWD2</i>	intronic	NO	<i>Depression</i>	<i>Known</i>	6.038	4
4	rs113198479	1	A/G	191347803	-0.02	0.004	2.48E-08	0.953	<i>RP11-309H21.2</i>	intergenic	NO	<i>No</i>	<i>Novel</i>	1.241	6
5	rs72740550	1	A/G	197342380	-0.011	0.002	6.02E-09	0.219	<i>CRB1</i>	intronic	NO	<i>Neuroticism & depression</i>	<i>Known</i>	5.063	7
6	rs115962846	2	A/G	58967058	-0.015	0.003	3.68E-08	0.912	<i>LINC01122</i>	ncRNA_intronic	NO	<i>Neuroticism</i>	<i>Known</i>	2.103	7
7	rs28496790	2	A/C	161950047	0.01	0.002	3.70E-09	0.708	<i>AC009313.1</i>	intergenic	NO	<i>No</i>	<i>Novel</i>	6.027	5
8	rs138218528	2	T/C	212676884	0.009	0.002	2.84E-08	0.667	<i>ERBB4</i>	intronic	NO	<i>Neuroticism & depression</i>	<i>Known</i>	8.481	6
9	rs62246276	3	T/G	9445173	-0.011	0.002	2.28E-08	0.179	<i>SETD5</i>	intronic	NO	<i>No</i>	<i>Novel</i>	1.944	5
10	rs67416405	3	T/C	85539234	-0.009	0.002	8.27E-09	0.353	<i>CADM2</i>	intronic	YES	<i>No</i>	<i>Known</i>	3.769	6
11	rs1729951	3	T/G	136500733	-0.009	0.002	9.01E-09	0.389	<i>RP11-102M11.2</i>	intergenic	NO	<i>Neuroticism</i>	<i>Known</i>	0.078	NA

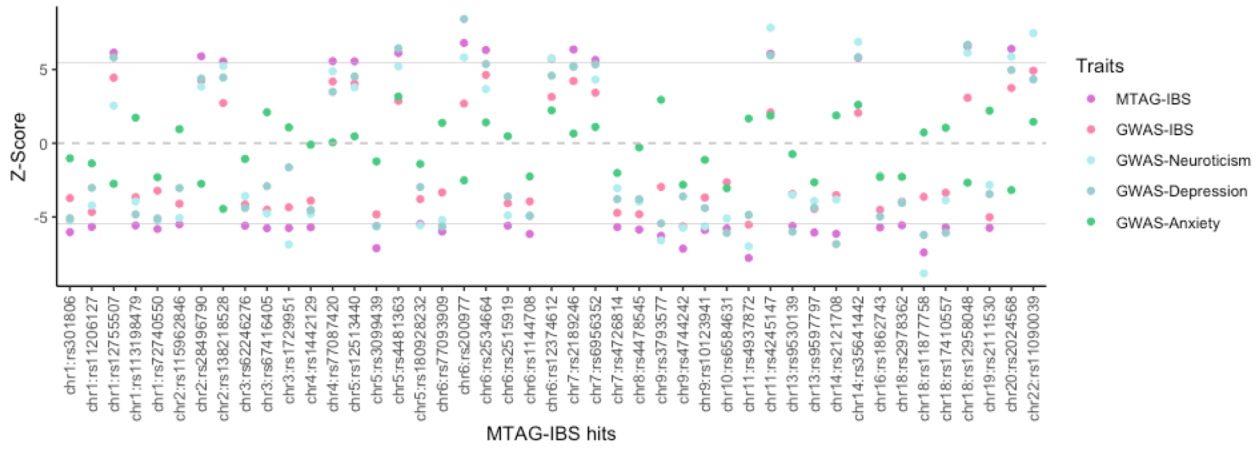
12	rs1442129	4	A/G	90849446	-0.009	0.002	1.22E-08	0.453	<i>MMRNI</i>	intronic	NO	No	Novel	5.378	NA
13	rs77087420	4	A/G	123122856	0.018	0.003	2.64E-08	0.945	<i>KIAA1109</i>	intronic	NO	No	Novel	4.579	7
14	rs12513440	5	A/G	7259853	0.01	0.002	2.73E-08	0.243	<i>RP11-404K5.3</i>	intergenic	NO	No	Novel	0.327	5
15	rs3099439	5	T/C	87545318	-0.011	0.002	1.14E-12	0.539	<i>TMEM161B</i>	intronic	NO	Depression	Known	1.562	NA
16	rs4481363	5	A/C	164474719	0.009	0.001	1.01E-09	0.524	<i>CTC-340A15.2</i>	ncRNA_intronic	NO	Neuroticism & depression	Known	6.522	6
16	rs180928232	5	A/G	166185949	-0.012	0.002	4.46E-08	0.149	<i>CTB-7E3.1</i>	intergenic	NO	Neuroticism	Known	2.692	6
17	rs200977	6	T/C	27854301	0.015	0.002	1.04E-11	0.873	<i>HIST1H3J</i>	intergenic	NO	Neuroticism & depression	Known	1.251	NA
17	rs2534664	6	A/G	31469591	0.01	0.002	2.63E-10	0.456	<i>MICB</i>	intronic	NO	Depression	Known	3.484	NA
17	rs1144708	6	T/C	31710020	-0.01	0.002	7.49E-10	0.357	<i>MSH5:MSH5-SAPCD1</i>	intronic	YES	No	Known	0.372	6
18	rs12374612	6	T/C	100955752	0.009	0.001	1.02E-08	0.478	<i>ASCC3</i>	downstream	NO	Neuroticism	Known	0.29	6
19	rs2189246	7	A/G	82444372	0.01	0.001	1.98E-10	0.523	<i>PCLO</i>	intronic	NO	Depression	Known	1.139	7
20	rs6956352	7	A/G	109131367	0.009	0.002	1.64E-08	0.458	<i>AC073071.1</i>	intergenic	NO	Depression	Known	9.195	7
21	rs4726814	7	T/C	146691924	-0.01	0.002	1.30E-08	0.275	<i>CNTNAP2</i>	intronic	NO	No	Novel	1.37	7
22	rs4478545	8	A/G	94672542	-0.01	0.002	4.77E-09	0.285	<i>LINC00535</i>	ncRNA_intronic	NO	No	Novel	1.326	6
23	rs3793577	9	A/G	23737627	-0.01	0.002	3.46E-10	0.463	<i>ELAVL2</i>	intronic	NO	Neuroticism	Known	19.76	5
24	rs4744242	9	T/G	96236711	-0.011	0.002	8.68E-13	0.336	<i>FAM120A</i>	intronic	YES	Neuroticism	Known	2.858	6
25	rs10123941	9	T/C	120518162	-0.01	0.002	3.96E-09	0.727	<i>snoZ13_snr52</i>	intergenic	NO	Neuroticism	Known	1.108	6

26	rs6584631	10	T/C	106656137	-0.01	0.002	7.23E-09	0.244	<i>SORCS3</i>	intronic	NO	<i>Depression</i>	<i>Known</i>	0.167	4
27	rs4937872	11	A/G	112827715	-0.012	0.002	7.15E-15	0.589	<i>RP11-629G13.1</i>	intergenic	YES	<i>Neuroticism</i>	<i>Known</i>	0.044	6
28	rs9530139	13	T/C	31847324	-0.011	0.002	2.11E-08	0.194	<i>B3GALTL</i>	intronic	NO	<i>Depression</i>	<i>Known</i>	0.529	6
29	rs9597797	13	T/G	59183795	-0.01	0.002	1.42E-09	0.251	<i>CTAGE16P</i>	intergenic	NO	<i>Neuroticism</i>	<i>Known</i>	0.278	7
30	rs2121708	14	A/G	42146572	-0.009	0.001	8.26E-10	0.517	<i>LRFN5</i>	intronic	NO	<i>Depression</i>	<i>Known</i>	0.043	NA
31	rs35641442	14	A/G	75207263	0.009	0.002	6.65E-09	0.459	<i>FCF1</i>	intergenic	NO	<i>Neuroticism & depression</i>	<i>Known</i>	11.4	7
32	rs1862743	16	A/C	60743834	-0.009	0.001	1.08E-08	0.492	<i>GNPATP</i>	intergenic	NO	<i>No</i>	<i>Novel</i>	1.06	6
33	rs2978362	18	T/C	32959397	-0.008	0.001	2.65E-08	0.527	<i>ZNF396</i>	intergenic	NO	<i>Depression</i>	<i>Known</i>	1.024	NA
33	rs11877758	18	T/G	35138110	-0.012	0.002	1.28E-13	0.692	<i>CELF4</i>	intronic	NO	<i>Neuroticism & depression</i>	<i>Known</i>	2.718	7
34	rs17410557	18	T/C	50776391	-0.009	0.002	1.13E-08	0.606	<i>DCC</i>	intronic	NO	<i>Neuroticism & depression</i>	<i>Known</i>	4.502	7
34	rs12958048	18	A/G	53101598	0.01	0.002	4.76E-11	0.333	<i>TCF4</i>	intronic	NO	<i>Neuroticism</i>	<i>Known</i>	2.08	5
35	rs2111530	19	A/G	31891006	-0.009	0.002	9.47E-09	0.602	<i>AC007796.1</i>	ncRNA_intronic	NO	<i>No</i>	<i>Novel</i>	17.04	7
36	rs2024568	20	T/C	44732089	0.011	0.002	1.52E-10	0.246	<i>RPL13P2</i>	intergenic	NO	<i>Neuroticism & depression</i>	<i>Known</i>	0.149	6
37	rs11090039	22	A/G	41496800	0.012	0.002	2.87E-13	0.284	<i>EP300</i>	intronic	NO	<i>Neuroticism</i>	<i>Known</i>	9.707	5

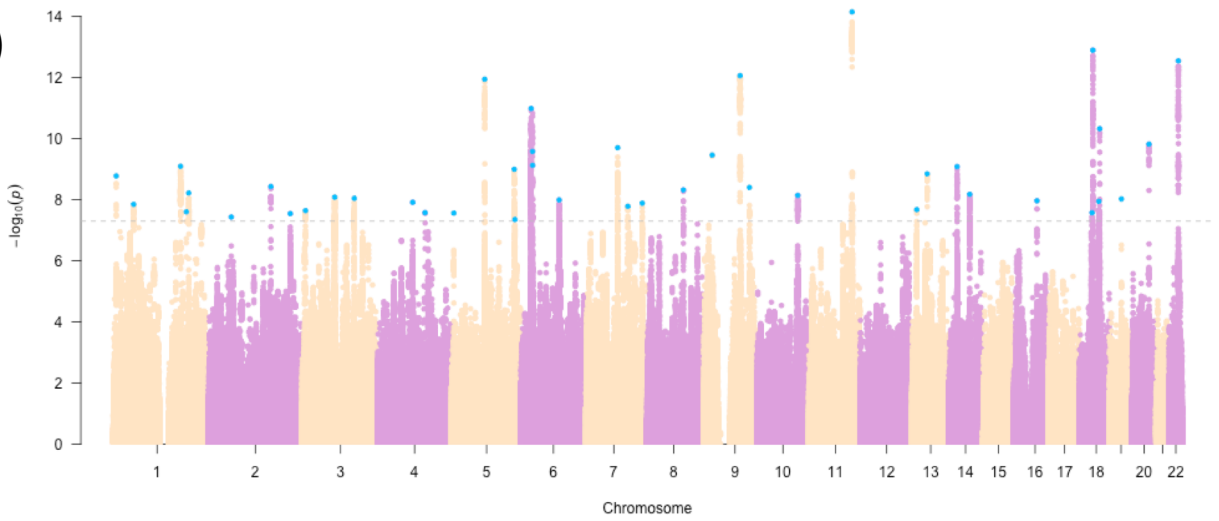
NOTE: CHR, chromosome; A1, effect allele with respect to the Beta; A2, alternate allele; BP, base pair position; SE, standard error; FRQ, frequency of the A1; CADD, Combined Annotation Dependent Depletion score; RDB, RegulomeDB score.

Overlap with previous GWAS was examined by identifying hits within +/-5000kb in the MTAG-hits for IBS and original GWAS hits for each trait (i.e. neuroticism, depression and anxiety). If there were overlapping SNPs within this distance, they were considered independent signal if $r^2 > 0.2$. The independent signals identified (indicated as novel) were further confirmed using conditonal analysis.

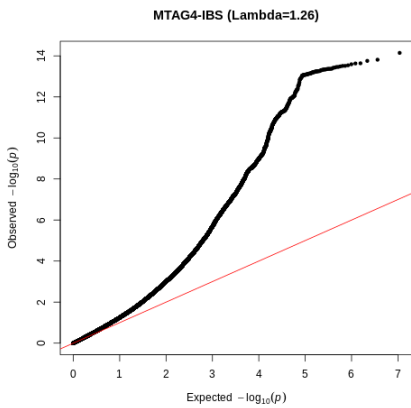
a)



b)



c)



d)

