

1 **Immunogenicity and safety of Quadrivalent Influenza HA vaccine compared with**  
2 **Trivalent Influenza HA vaccine and evaluation of Quadrivalent Influenza HA vaccine**  
3 **batch-to-batch consistency in Indonesian children and adults**

4

5 Eddy Fadlyana<sup>1</sup>, Meita Dhamayanti<sup>1</sup>, Rodman Tarigan<sup>1</sup>, Susantina Prodjosoewojo<sup>2</sup>, Andri Reza  
6 Rahmadi<sup>2</sup>, Rini Mulia Sari<sup>3</sup>, Kusnandi Rusmil<sup>1</sup>, Cissy B Kartasasmita<sup>1</sup>

7

8 <sup>1</sup>Department of Child Health, Faculty of Medicine Universitas Padjadjaran/Hasan Sadikin  
9 Hospital, Bandung, Indonesia

10 <sup>2</sup>Department of Internal Medicine, Faculty of Medicine Universitas Padjadjaran/Hasan Sadikin  
11 Hospital, Bandung, Indonesia

12 <sup>3</sup>Surveillance and Clinical Trial Division, PT Bio Farma, Bandung, Indonesia

13

## 15 **Abstract**

### 16 **Background**

17 One of the newest strategies developed by the Global Influenza Strategy has been to broaden the  
18 composition of the current influenza vaccine formulations from trivalent products to quadrivalent  
19 products. This study aimed to assess the immunogenicity and safety of Quadrivalent Influenza  
20 HA vaccine (QIV) compared with Trivalent Influenza HA vaccine (TIV) and to evaluate three  
21 consecutive batches of QIV equivalence in Indonesian children and adults.

### 22 **Methods and findings**

23 This was an open-labeled, bridging clinical study involving unprimed healthy children and adults  
24 aged 9–40 years. A total of 540 subjects were enrolled in this study and randomized into four  
25 arm groups. Each subject received one dose of TIV or QIV with three different batch codes.  
26 Serology tests were performed at baseline and 28 days after vaccination. Hemagglutination  
27 inhibition (HI) antibody titers were analyzed for Geometric Mean Titer (GMT), seroprotection,  
28 and seroconversion rates. Solicited, unsolicited, and serious adverse events were observed up to  
29 28 days after vaccination. A total of 537 subjects completed the study per protocol and were  
30 analyzed for immunogenicity criteria. All randomized subjects were analyzed for safety criteria.  
31 The percentage of the subjects with anti-HI titer  $\geq 1:40$  28 days after QIV vaccination was 99.5%  
32 for A/H1N1; 99.5% for A/H3N2; 93.1% for B/Texas, and 99.0% for B/Phuket. The  
33 seroprotection, GMT, and seroconversion rates of QIV were not significantly different from  
34 those of TIV for the common vaccine strains ( $p > 0.01$ ) and were significantly different from  
35 those of TIV for the added B/Phuket strains ( $p < 0.01$ ). Most solicited injection-site and systemic  
36 reactions with either vaccine were mild to moderate and resolved within a few days.

### 37 **Conclusions**

38 QIV was immunogenic and well-tolerated and had immunogenicity and safety profiles compared  
39 with TIV for all common strains. The immunogenicity of the three batches of QIV was equivalent  
40 for the four strains.

41

42 **Keywords:** children, adult, immunogenicity, Quadrivalent Influenza HA vaccine, safety,  
43 Trivalent Influenza HA vaccine

44 **Clinical Trial registration:** NCT03336593

45

46

47

48

49

50

51

52

53

54

55

## 57 **Introduction**

58 Influenza is an acute viral illness of the respiratory tract and poses a substantial public health  
59 burden in terms of morbidity, mortality, and costs. The World Health Organization (WHO)  
60 reported that 3–5 million cases of severe influenza occur each year worldwide, resulting in about  
61 290,000 to 650,000 related deaths per year. One of the goals of the Global Influenza Strategy for  
62 2019–2030 is to reduce the burden of seasonal influenza by promoting research and innovation  
63 for improved influenza vaccines [1]. Annual influenza immunization is recommended in elderly  
64 subjects, children aged six months or more, pregnant women, and individuals with chronic  
65 conditions, such as respiratory/heart/liver diseases, diabetes, or a weakened immune system.  
66 These categories are at heightened risk of influenza-related complications and mortality [2].

67 Internationally available vaccines for controlling seasonal influenza are safe and effective  
68 and have the potential to prevent significant annual morbidity and mortality. The WHO annually  
69 recommends composing vaccines based on global virological surveillance. Annual Trivalent  
70 influenza HA vaccines (TIVs) contain two influenza A strains (H1N1 and H3N2) and only one  
71 influenza B virus [3]. Therefore, the effectiveness of TIVs depends on the degree of matching  
72 between the vaccine strain and circulating viral strains. In the last two decades, four major and  
73 at least eight minor mismatches between vaccine and circulating B viruses have occurred in the  
74 northern hemisphere, thus impairing the performance of TIVs [4]. Specifically, Ambrose et al.  
75 observed that a B-mismatch between vaccine and circulating strains occurred in Europe in 5 of  
76 10 seasons between 2001 and 2011 [5].

77 In February 2009, the Food and Drug Administration (FDA), for the first time, considered  
78 the inclusion of an additional influenza B strain in the antigenic composition of seasonal  
79 influenza vaccines to minimize the impact of B strain-mismatch on vaccine effectiveness [6].  
80 Subsequently, in February 2012, the WHO recommended the production of Quadrivalent  
81 Influenza HA vaccines (QIVs) for seasonal immunization. In 2012, the European Medicines

82 Agency (EMA) also highlighted the need for a quadrivalent vaccine that could overcome the  
83 lack of protection against the influenza B lineage not present in the trivalent vaccine. Finally, in  
84 February 2013, the WHO issued its first guidelines recommending that both expected B strains  
85 be included in the vaccine composition [7,8].

86 Bio Farma conducted several studies on seasonal TIVs between 2008 and 2014. The results  
87 of these studies were consistent. TIVs were well-tolerated and induced high antibody titer against  
88 influenza antigens and no serious adverse events (AEs) during the study [9–13]. This was the  
89 first QIV study conducted by Bio Farma on subjects aged 9–40 years in Indonesia. QIVs that  
90 could potentially provide wider protection against influenza B viruses are becoming available,  
91 and recommendations should not be limited to trivalent vaccine formulations [3]. This study  
92 aimed to assess the immunogenicity and safety of QIV compared with TIV and to evaluate batch-  
93 to-batch consistency in three consecutive batches of QIV.

## 94 **Materials and methods**

### 95 **2.1 Study design**

96 This was an experimental open-labeled, four arm bridging study. The study was a collaboration  
97 between the Department of Child Health, Faculty of Medicine, Universitas Padjadjaran, and PT  
98 Bio Farma (Persero), Indonesia. This study was approved by the Research Ethics Committee of  
99 the Faculty of Medicine, Universitas Padjadjaran, and conducted in accordance with the  
100 Declaration of Helsinki and the International Conference on Harmonization Good Clinical  
101 Practice guidelines. Written informed consent was obtained from the participants or their parents  
102 before performing any study-specific procedure.

### 103 **2.2 Study subjects**

104 A total of 540 subjects were enrolled in this study. Subjects were enrolled from 3 primary care  
105 centers in Bandung City, Ibrahim Adjie Primary Health Center, Puter Primary Health Center,

106 and Garuda Primary Health Center, from October 2017 to June 2018. The primary inclusion  
107 criteria included healthy children and adults aged 9–40 years committed to complying with study  
108 instructions and trial schedules. Subjects were not eligible if they presented with mild, moderate,  
109 or severe illness with a fever (axillary temperature  $\geq 37.5^{\circ}\text{C}$ ). Other exclusion criteria included  
110 allergic to egg, chicken protein, or other vaccine components and a history of blood disorders  
111 contraindicating intramuscular injection.

### 112 **2.3 Randomization and blinding**

113 For each subject recruited, the inclusion number was allocated in the chronological order of the  
114 subject, which was included in the trial from I-001 to I-180 (for the 9–12-year age group), II-001  
115 to II-180 (for the 13–17-year age group), and III-001 to III-180 (for the 18–40-year age group).  
116 The subjects were randomized into treatment groups. The doctor strictly followed the list of  
117 randomization provided by Bio Farma. Treatment was allocated in accordance with a  
118 randomization list so that each randomization number corresponded to only one strictly randomly  
119 assigned treatment group (QIV batch A, QIV batch B, QIV batch C, and TIV).

### 120 **2.4 Vaccines and vaccination schedule**

121 The QIV vaccine was formulated by PT Bio Farma (Persero), Indonesia, using bulks imported  
122 from Japan. The investigational QIV contained 15  $\mu\text{g}$  HA from each of 4 strains,  
123 A/California/7/2009 (X-179A) (H1N1) pdm09n, A/Hong Kong/4801/2014 (X-263) (H3N2),  
124 B/Texas/2/2013, and B/Phuket/3073/2013, in a 0.5 ml dose, with batch numbers A: 3070117, B:  
125 3070217, and C: 3070317. TIV contained 15  $\mu\text{g}$  HA of each of 3 strains, A/California/7/2009  
126 (X-179A) (H1N1) pdm09n, A/Hong Kong/4801/2014 (X-263) (H3N2), and B/Texas/2/2013, in  
127 0.5 ml dose. Each subject received one dose (0.5 ml) of TIV or QIV with different batch numbers:  
128 3070117, 3070217, and 3070317 for batches A, B, and C, respectively, according to the  
129 randomization.

## 130 **Sample size and study analysis**

131 The sample size was determined based on a 95% confidence interval (CI) and a test power of  
132 80%. The required sample size was 115 in each group, with 10% dropout anticipation. With the  
133 assumption that not all the subjects could complete the study, the total number of subjects was  
134 added at least 10% from the minimum requirement  $(1/1 - 0.1) \times 115 = 128$ . Demographic data  
135 were expressed as mean, standard deviation, and range values. Immunogenicity analyses were  
136 performed on the per protocol population. Analysis of Geometric Mean Titer (GMT),  
137 seroprotection, and seroconversion rates between the vaccine groups was performed using the  
138 Chi-square, McNemar, or Wilcoxon tests. Values of  $p < 0.05$  indicated statistically significant  
139 differences between groups.

140 The safety analyses were based on the intention-to-treat population analyses. The safety  
141 data were collected up to 28 days after the vaccination. The subjects were provided with a diary  
142 card to record the appearance, duration, and intensity (mild, moderate, or severe) of any solicited  
143 AE (local pain, redness, swelling, induration, fever, fatigue, and myalgia) and unsolicited AE.  
144 Local pain was graded as mild (mild pain at the injection-site when touched), moderate (pain  
145 with movements), and severe (significant pain at rest). Redness, induration, and swelling  
146 intensity were measured using a plastic bangle and categorized as mild (<5 cm), moderate (5–10  
147 cm), and severe (>10 cm). Fever was graded as mild (38.0°C–38.4°C), moderate (38.5°C–  
148 38.9°C), and severe ( $\geq 39.0^\circ\text{C}$ ). Fatigue, myalgia, and unsolicited events were graded as mild (no  
149 interference with activity), moderate (some interference with activity), and severe (prevents daily  
150 activity, requires medical intervention).

## 151 **Results**

### 152 **3.1 Demographics and baseline characteristics**

#### 153 **Table 1. Demographic characteristics of study participants**

Characteristics	Batch A (n = 135)	Batch B (n = 135)	Batch C (n = 135)	TIV (n = 135)
Sex, n (%)				
Male	67 (49.6)	67 (49.6)	57 (42.2)	64 (47.4)
Female	68 (50.4)	68 (50.4)	78 (57.8)	71 (52.6)
Age (y)				
Mean $\pm$ standard deviation	17.21 $\pm$ 7.64	17.70 $\pm$ 8.48	17.74 $\pm$ 8.31	17.18 $\pm$ 8.27
Median	15	14	14	14
Range	9–39	9–40	9–40	9–39

154

155 In this study, 405 and 135 subjects were enrolled in the QIV and TIV groups, respectively. Of  
156 the 405 subjects in the QIV group, three were excluded from immunogenicity analysis because  
157 of protocol non-compliance (Fig 1). The demographic characteristics of study participants  
158 showed a fair distribution in gender and age (Table 1).

159 **Fig 1. Participant disposition.**

## 160 **3.2 Immunogenicity**

161 Table 2 shows a comparison of the percentage of subjects with anti-HI titer  $\geq$ 1:40 28 days after  
162 QIV and TIV. No difference in seroprotection was observed between one dose of QIV and TIV,  
163 except for B/Phuket/3073/2013.



165 **Table 2. Influenza seroprotection rate before and 28 days after immunization.**

Strain	Pre-immunization		<i>p</i> *	Post-immunization		<i>p</i> *
	QIV ( <i>n</i> = 402)	TIV ( <i>n</i> = 135)		QIV ( <i>n</i> = 402)	TIV ( <i>n</i> = 135)	
A/H1N1						
≥1:40 HI, <i>n</i>	274	82	0.115	400	133	0.264
% (95% CI)	68.2 (63.4–72.5)	60.7 (52.5–69.0)		99.5 (98.2–99.9)	98.5 (94.8–99.6)	
A/H3N2						
≥1:40 HI, <i>n</i>	267	92	0.712	400	132	0.104
% (95% CI)	66.4 (61.7–70.9)	68.1 (60.3–76.0)		99.5 (98.2–99.9)	97.8 (93.7–99.2)	
B/Texas						
≥1:40 HI, <i>n</i>	146	53	0.540	374	124	0.647
% (95% CI)	36.3 (31.8–41.4)	39.3 (31.0–47.5)		93.0 (90.1–95.1)	91.9 (86.0–95.4)	
B/Phuket						
≥1:40 HI, <i>n</i>	249	76	0.246	398	123	<0,001
% (95% CI)	61.9 (57.1–66.6)	56.3 (47.9–64.7)		99.0 (97.5–99.6)	91.1 (85.1–94.8)	

166 \*Mann–Whitney test.

167 Fig 2 shows a comparison of GMT between subjects who received QIV and TIV. No  
 168 significant differences in GMT were observed between one dose of QIV and TIV in the 9–40-  
 169 year-old subjects for A/California/7/2009 (X-179A) (H1N1) pdm09, A/Hong Kong/4801/2014  
 170 (X-263) (H3N2), and B/Texas/2/2013 ( $p = 0.322$ ,  $p = 0.536$ , and  $p = 0.378$ , respectively).  
 171 However, a significant difference in GMT was observed between one dose of QIV and TIV for  
 172 strain B/Phuket/3073/2013 ( $p < 0.001$ ).

173 **Fig 2. Hemagglutination inhibition (HI) Geometric Mean Titers (GMT) before and 28 days after**  
 174 **QIV and TIV immunization.**

175

176 The transition from seronegative to seropositive is defined as a pre-vaccination titer <1:40  
 177 HI units and a post-vaccination titer  $\geq$ 1:40 HI units. Seroconversion was also defined as  
 178 increasing antibody titer  $\geq$ 4 times and transition from seronegative to seropositive (Table 3).

179 **Table 3. Differences in seroconversion rates.**

Strain	Increasing antibody titer				Transition from seronegative to seropositive <sup>b</sup>			
	$\geq$ 4 times <sup>a</sup>				seropositive <sup>b</sup>			
	QIV	TIV	%Diff (95% CI)	<i>p</i>	QIV	TIV	Diff (95% CI)	<i>p</i> <sup>d</sup>
A/H1N1	333 (82.2)	115 (85.2)	-3.0 (-9.4; 4.8)	0.525	98.4%	96.2%	2.2 (-0.8; 6.7)	0.582
A/H3N2	331 (81.7)	113 (83.1)	-1.4 (-8.1; 6.6)	0.717	98.5%	93.0%	5.5 (1.6; 10.8)	0.092
B/Texas	349 (86.1)	114 (84.4)	1.7 (-4.6; 9.4)	0.489	89.1%	86.6%	2.5 (-3.4; 9.7)	0.541
B/Phuket	335 (82.7)	56 (41.5)	41.2 (31.9; 49.9)	<0.001	97.4%	79.7%	17.7 (11.0; 24.9)	<0.001

180 CI, confidence interval.

181 <sup>a</sup> Number of subjects (*n*) on increasing antibody titer for group QIV = 402 and group TIV = 135.

182 <sup>b</sup> Number of subjects (*n*) on transition from seronegative to seropositive for each group, and each strain was based  
 183 on the number of seronegative subjects at baseline (pre-vaccination).

184 <sup>c</sup> Percentage (%) defined as the percentage of subjects with anti-HI titer <1:40 HI (seronegative) at baseline and  
 185  $\geq$ 1:40 HI (seropositive) after vaccination.

186 <sup>d</sup> *p* value based on the Fisher exact test

187

188 **Table 4. QIV batch-to-batch comparison.**

Age group	Strain	Comparison	GMT post-vaccination ratio (95% CI)	Equivalence
9–12 years <i>n</i> = 135	A/H1N1	Batch A vs. batch B	1.030 (0.996–1.061)	Yes
		Batch A vs. batch C	1.020 (0.976–1.072)	Yes
		Batch B vs. batch C	1.082 (0.988–1.176)	Yes

	A/H3N2	Batch A vs. batch B	1.074 (0.996–1.152)	Yes
		Batch A vs. batch C	1.027 (0.971–1.083)	Yes
		Batch B vs. batch C	0.987 (0.928–1.045)	Yes
	B/Texas	Batch A vs. batch B	0.951(0.941–1.061)	Yes
		Batch A vs. batch C	1.003 (0.867–1.138)	Yes
		Batch B vs. batch C	1.107 (0.979–1.236)	Yes
	B/Phuket	Batch A vs. batch B	1.076 (1.004–1.147)	Yes
		Batch A vs. batch C	1.089 (1.019–1.159)	Yes
		Batch B vs. batch C	1.045 (0.960–1.129)	Yes
13–17 years	A/H1N1	Batch A vs. batch B	1.010 (0.958–1.063)	Yes
<i>n</i> = 132		Batch A vs. batch C	0.981 (0.938–1.023)	Yes
		Batch B vs. batch C	0.982 (0.944–1.021)	Yes
	A/H3N2	Batch A vs. batch B	0.997 (0.925–1.068)	Yes
		Batch A vs. batch C	1.023 (0.949–1.096)	Yes
		Batch B vs. batch C	1.053 (0.984–1.121)	Yes
	B/Texas	Batch A vs. batch B	1.025 (0.916–1.133)	Yes
		Batch A vs. batch C	0.972 (0.881–1.064)	Yes
		Batch B vs. batch C	1.000 (0.913–1.087)	Yes
	B/Phuket	Batch A vs. batch B	1.009 (0.948–1.070)	Yes
		Batch A vs. batch C	0.971 (0.909–1.034)	Yes
		Batch B vs. batch C	0.984 (0.913–1.055)	Yes
18–40 years	A/H1N1	Batch A vs. batch B	1.051 (0.982–1.120)	Yes
<i>n</i> = 135		Batch A vs. batch C	1.073 (0.996–1.150)	Yes
		Batch B vs. batch C	1.036 (0.975–1.097)	Yes
	A/H3N2	Batch A vs. batch B	1.123 (1.034–1.211)	Yes
		Batch A vs. batch C	1.062 (0.968–1.155)	Yes
		Batch B vs. batch C	0.985 (0.889–1.081)	Yes
	B/Texas	Batch A vs. batch B	1.028 (0.927–1.129)	Yes
		Batch A vs. batch C	1.064 (0.958–1.169)	Yes
		Batch B vs. batch C	1.067 (0.969–1.165)	Yes

	B/Phuket	Batch A vs. batch B	1.065 (0.987–1.144)	Yes
		Batch A vs. batch C	1.084 (0.998–1.170)	Yes
		Batch B vs. batch C	1.042 (0.967–1.117)	Yes
All age	A/H1N1	Batch A vs. batch B	1.029 (0.996–1.061)	Yes
(9–40 years)		Batch A vs. batch C	1.046 (1.003–1.089)	Yes
<i>n</i> = 402		Batch B vs. batch C	1.030 (0.989–1.070)	Yes
	A/H3N2	Batch A vs. batch B	1.066 (1.020–1.111)	Yes
		Batch A vs. batch C	1.037 (0.994–1.080)	Yes
		Batch B vs. batch C	1.008 (0.964–1.051)	Yes
	B/Texas	Batch A vs. batch B	1.001 (0.941–1.061)	Yes
		Batch A vs. batch C	1.014 (0.950–1.078)	Yes
		Batch B vs. batch C	1.059 (0.998–1.119)	Yes
	B/Phuket	Batch A vs. batch B	1.050 (1.010–1.090)	Yes
		Batch A vs. batch C	1.049 (1.006–1.091)	Yes
		Batch B vs. batch C	1.024 (0.980–1.067)	Yes

189 Age 9–12 years: *n* = 45 for each QIV batch A, B, and C group.

190 Age 13–17 years: *n* = 44 for QIV batch A group, *n* = 43 for QIV batch B group, and *n* = 45 for QIV batch C group.

191 Age 18–40 years: *n* = 45 for each QIV batch A, B, and C group.

192

193 Batch-to-batch equivalence for each strain was concluded if the two-sided 95% CI of each  
194 strain GMT ratio of the compared batches was between 0.67 and 1.5 (Table 4) [14].

### 195 3.3 Safety

196 Solicited and unsolicited post-vaccination AEs were categorized as immediate (within 30 min),  
197 intermediate (30 min to 72 h), and delayed (72 h to 28 days) reactions (Figs 3 and 4).

198 **Fig 3. Intensity of reported local and systemic adverse events (AEs).**

199

200 Most local and systemic AEs reported in the QIV and TIV groups had mild intensity. Mild  
201 pain was the most local adverse reaction, which occurred in 15.3% and 17.8% of the subjects in

202 the QIV and TIV groups, respectively. Mild myalgia was the most systemic adverse reaction,  
203 which occurred in 13.6% and 9.6% of the subjects in the QIV and TIV groups, respectively.

204 **Fig 4. Intensity of reported local and systemic AEs on each QIV batch.**

## 205 **Discussion**

206 This study was conducted on subjects aged 9–40 years, while a previous study by Dhamayanti  
207 et al. was conducted on infants to children aged 8 years [15]. The HI data showed a strong  
208 serological response for each of the shared influenza strains in the QIV and TIV groups and the  
209 percentage of subjects in the QIV group achieving a serum HI titer  $\geq 40$ . In this study, in the age  
210 group of 9–40 years, the QIV induced comparable immune responses to TIV for A strains and  
211 the B lineage common to both QIV and TIV. The protectivity/seroprotection rate of QIV was  
212 defined as the percentage of participants with an HI titer  $\geq 40$  for A/California/7/2009 (X-179A)  
213 (H1N1) pdm09, A/Hong Kong/4801/2014 (X-263) (H3N2), B/Texas/2/2013, and  
214 B/Phuket/3073/2013 of QIV (99.5%; 99.5%; 93.1%; 99.0%) and TIV (98.5%; 97.8%; 91.9%;  
215 91.1%). The immunogenicity based on seroprotection rates of a candidate QIV was not  
216 significantly different from TIV for shared vaccine strains ( $p > 0.01$ ) and was significantly  
217 different from TIV with respect to the added B strains (B/Phuket/3073/2013) ( $p < 0.01$ ). The  
218 same result was observed for the GMT as well.

219 The inclusion of a fourth strain in QIV did not interfere with the EMA criteria for immune  
220 responses in adult vaccine recipients. In adults, post-vaccination seroprotection rates were  $\geq 99\%$ ,  
221 seroconversion rates were  $> 59\%$ , and post-vaccination/pre-vaccination GMT ratios were  $\geq 7.3$   
222 for all four vaccine strains. These data demonstrate that the presence of a second influenza B  
223 strain in QIV does not negatively affect the immune response to the other strains. Moreover, the  
224 immune responses to all strains contained in the two vaccines were robust, with the highest  
225 responses to the A/California/7/2009 (H1N1) strain.

226 The seroconversion rates regarding the percentage of subjects with increasing antibody

227 titer  $\geq 4$  times and transition of seronegative to seropositive and of QIV were not significantly  
228 different from those of TIV. The superior QIV immunogenicity is expected to correspond with  
229 superior protection against influenza B relative to TIV in a season when there is lineage mismatch  
230 or cocirculation of two influenza B lineages. These findings are similar to those of the meta-  
231 analysis study by Moa in 2015, which confirmed that the inactivated QIV used in the studies in  
232 adults had similar efficacy against the three strains shared in common with the TIV (A/H1N1,  
233 A/H3N2, and the B lineage included in the TIV) and statistically significant superior efficacy  
234 against the B lineage not included in the TIV. The presence of a second influenza B strain in  
235 QIV did not negatively affect the immune response to the other strains. The addition of a second  
236 B strain in QIV might enhance the protective efficacy of influenza vaccines as it would reduce  
237 the undesirable mismatch between the recommended B strain for TIV and the one predominantly  
238 circulating [16–17].

239 This study also showed that the immunogenicity of the three batches of QIV was equivalent  
240 for the four strains. Batch-to-batch equivalence of all three batches of QIV was demonstrated for  
241 all four strains. The seroprotection rates of three batches for A/California/7/2009 (X-179A)  
242 (H1N1) pdm09, A/Hong Kong/4801/2014 (X-263) (H3N2), B/Texas/2/2013, and  
243 B/Phuket/3073/2013 were (99.3; 100; 99.3), (99.3; 99.2; 100), (88.8; 95.5; 94.8), and (98.5; 100;  
244 98.5), respectively. The increase in the overall post-vaccination GMTs for each pair of batches  
245 for each strain was not different.

246 During this study, no serious AEs related to the vaccine were observed. This study found  
247 comparable reactogenicity and safety profiles between the QIV candidate and the TIV in both  
248 adult and adolescent groups. Both vaccines were well-tolerated by both age groups. Local and  
249 systemic reactogenicity profiles were also similar between the vaccine groups. Most reactions  
250 were mild or moderate in severity and lasted for 1–3 days. Most solicited injection-site and  
251 systemic reactions with either vaccine were mild to moderate and resolved within a few days.

252 Injection-site pain was the most frequently reported solicited local event, and fatigue and  
253 myalgia were the commonly reported solicited systemic events among the studies. A meta-  
254 analysis study by Moa in 2015 showed a comparable safety profile between QIV and TIV.  
255 However, QIV had a slightly increased frequency of injection-site pain compared with TIV, and  
256 no statistically significant difference was observed in the overall rate of AEs [16].

257 The QIV and TIV groups showed similar rates of systemic AEs. In both vaccine groups,  
258 mild myalgia was the most frequent systemic AE. These findings are similar to those reported  
259 by Wang et al. [18]. The incidence of fever was similar with both vaccines, which is consistent  
260 with the results of a previous study [19].

261 Frequencies of unsolicited AEs in the 28 days following vaccination with QIV were similar  
262 between the adult and adolescent groups. These data are consistent with the results of a meta-  
263 analysis of five randomized clinical trials, demonstrating no significant difference between QIV  
264 and TIV in terms of the frequency of aggregated local and systemic AEs within 7 days after  
265 vaccination [16]. The trials reported that the rate of both local and systemic AEs was transient,  
266 short-lived, and resolved within 1–3 days in both vaccine groups. No vaccine-related serious  
267 AEs or deaths were associated with the vaccines. Although QIV had a slight increase in local  
268 reaction (injection-site pain) compared with TIV, the potential benefit of QIV is considered  
269 greater with regard to improved protection from infection in the population [16].

270 QIV and TIV have similar reactogenicity and AE profiles, with no apparent adverse effects  
271 on the tolerability of the higher antigen content in QIV (60 µg HA for 4 strains compared with  
272 22.5 µg for 3 strains in the TIV). Furthermore, the safety profiles of the two vaccine groups were  
273 comparable. The results of this study demonstrated that the additional B strain in QIV did not  
274 compromise safety compared with TIV. These findings are similar to those of the meta-analysis,  
275 which did not find any significant differences in the systemic events, headache, and myalgia  
276 between the two vaccines [16].

277 In this study, immunogenicity was only assessed 28 days after the last vaccination. Hence,  
278 we do not know the duration of antibody responses to the 4 strains. Further study is needed to  
279 evaluate the antibody persistence of the QIV.

## 280 **Conclusion**

281 In conclusion, this study demonstrated that QIV can be reproducibly manufactured to yield a  
282 well-tolerated, safe, and immunogenic vaccine in people aged 9–40 years and that it met all EMA  
283 immunogenicity criteria in adults. In adults, inactivated QIV induced comparable immune  
284 responses to TIV for A strains and the B lineage common to both QIV and TIV.

285 These data support the use of Bio Farma QIV for seasonal vaccination in children and adult  
286 subjects, which may enhance the protection against influenza and decrease the burden associated  
287 with influenza complications. The immunogenicity of the three batches of QIV was equivalent  
288 for all four strains.

## 289 **Funding support**

290 Funding for this trial was provided by PT Bio Farma Indonesia, no 04310/DIR/XI/2017, PO-  
291 00017403

## 292 **Role of the sponsor**

293 PT Bio Farma Indonesia was involved in the study design, data collection, data analysis and  
294 preparation of the manuscript.

## 295 **Acknowledgment**

296 We would like to thank Dr. Iskandar, the Director of Bio Farma, for supporting this study. Thanks  
297 to Dr. Novilia S. Bachtiar, dr., M.Kes who has passed away for her contribution during various  
298 stages of the paper preparation. We would also like to thank the participants, Rita Verita Sri  
299 Hasniarty, the Head of Bandung District Health Office, Nitta Kurniati, the Head of Garuda  
300 Primary Health Center, and her staff, Siti Nurhasijatiningsih, the Head of Ibrahim Adjie Primary



301 Health Center, and her staff, and Slyvie Virginati, the Head of Puter Primary Health Center, and  
302 her staff for their work in this study. We also thank Mr. Hadyana Sukandar for his statistical  
303 work in this study and acknowledge the Indonesian National AEFI Committee as the auditor of  
304 serious AEs in this study. We would also like to express our appreciation to the staff at the  
305 Clinical Research Unit of Growth Development-Social Pediatric Division for the invaluable  
306 administrative assistance.

## 307 **Contribution statement**

308 **Eddy Fadlyana:** Conceptualization, Supervision, Data curation, Formal analysis, Funding  
309 acquisition, Investigation, Methodology, Project administration, Resources, Visualization,  
310 Writing – original draft, Writing – review & editing. **Meita Dhamayanti:** Conceptualization,  
311 Supervision, Data curation, Formal analysis, Investigation, Methodology, Resources, Writing –  
312 review & editing. **Rodman Tarigan, Susantina Prodjosoeowo, Andri Reza Rahmadi:**  
313 Conceptualization, Data curation, Formal analysis, Investigation, Resources, Writing – review  
314 & editing. **Rini Mulia Sari:** Conceptualization, Data curation, Funding acquisition,  
315 Methodology, Project administration, Resources, Validation. **Kusnandi Rusmil:**  
316 Conceptualization, Data curation, Formal analysis, Funding acquisition, Investigation,  
317 Methodology, Project administration, Resources, Supervision, Validation, writing – review &  
318 editing. **Cissy B. Kartasmita:** Conceptualization, Methodology, Writing – review & editing.

## 319 **Ethics approval and consent to participate**

320 This trial was approved by Research Ethics Committee Universitas Padjadjaran, Bandung  
321 (no.887/UN6.C.10/PN/2017). Written informed consent was obtained from the child's parents  
322 and adult participants before performing any study procedure.

## 323 **Competing interests**

324 Novilia Sjafrri Bachtiar and Rini Mulia Sari are employees of PT Bio Farma at the time of the

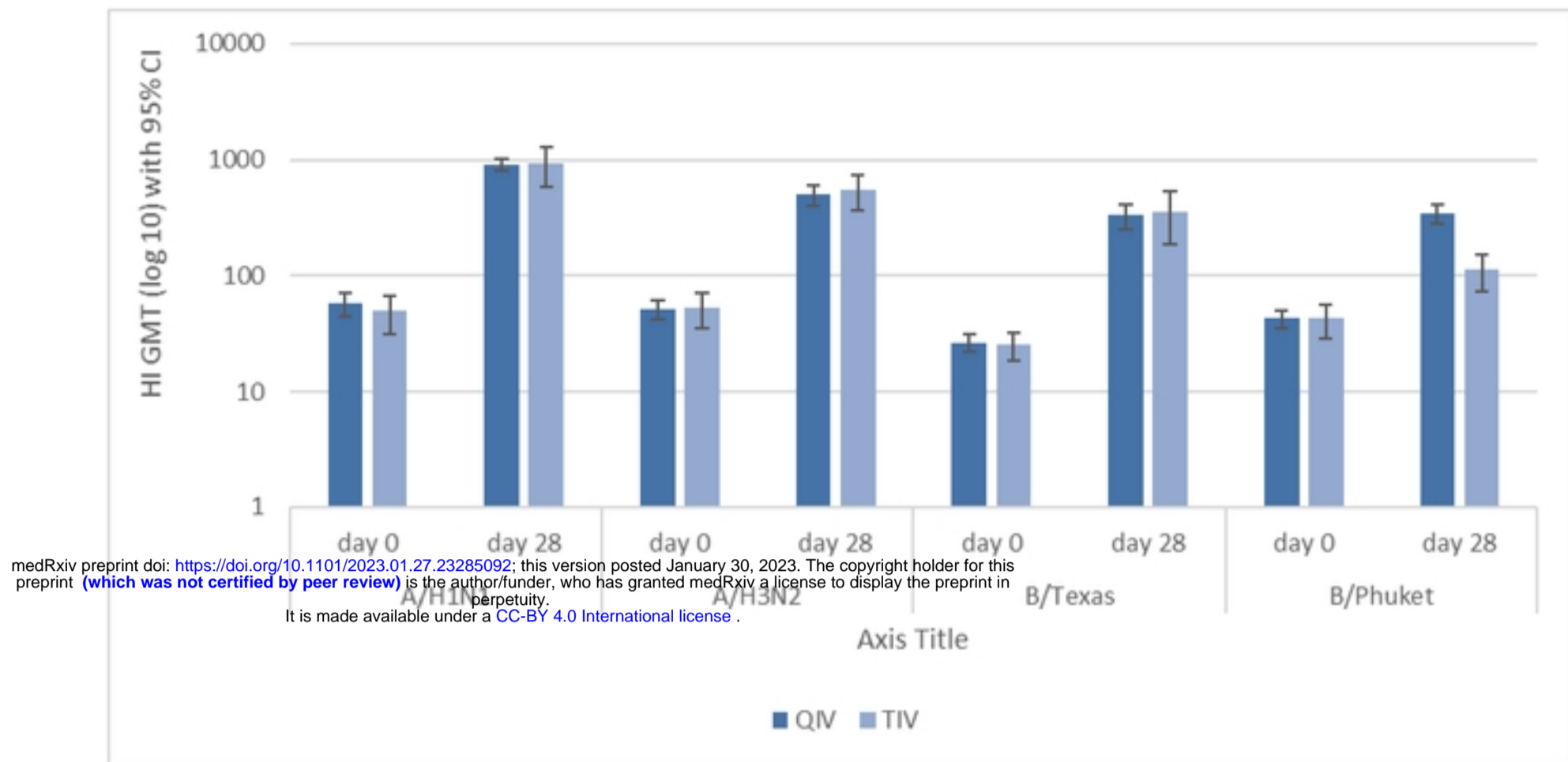
325 conduct of this study and manuscript preparation.

## 326 Reference

- 327 [1] World Health Organization. Strategic Objectives and Actions. 2018. Available from:  
328 <https://apps.who.int/iris/rest/bitstreams/1137738/retrieve> (accessed March 30, 2020).
- 329 [2] Grohskopf LA, Sokolow LZ, Broder KR, Olsen SJ, Karron RA, Jernigan DB, Bresee JS.  
330 Prevention and control of seasonal influenza with vaccines. *MMWR Recomm Rep*  
331 2016;65:1–54. doi:10.15585/mmwr.rr6505a1.
- 332 [3] World Health Organization. *Weekly Epidemiological Record*. WHO. 2012; 87(47): 461–  
333 76. Available from:  
334 [https://apps.who.int/iris/bitstream/handle/10665/241994/WER8747.PDF?sequence=1&i](https://apps.who.int/iris/bitstream/handle/10665/241994/WER8747.PDF?sequence=1&isAllowed=y)  
335 [sAllowed=y](https://apps.who.int/iris/bitstream/handle/10665/241994/WER8747.PDF?sequence=1&isAllowed=y) (accessed March 30, 2020).
- 336 [4] Hay AJ, Gregory V, Douglas AR, Lin YP. The evolution of human influenza viruses. *R*  
337 *Soc* 2001;1861–70. doi:10.1098/rstb.2001.0999.
- 338 [5] Ambrose CS, Levin MJ. The rationale for quadrivalent influenza vaccines. *Hum Vaccin*  
339 *Immunother* 2012;8:81–8. doi:10.4161/hv.8.1.17623.
- 340 [6] Food and Drug Administration Center. Summary Minutes Vaccines and Related  
341 Biological Products Advisory Committee. 2009. Available from: [https://wayback.archive-](https://wayback.archive-it.org/7993/20170113080624/http://www.fda.gov/downloads/AdvisoryCommittees/CommitteesMeetingMaterials/BloodVaccinesandOtherBiologics/VaccinesandRelatedBiologicalProductsAdvisoryCommittee/UCM167154.pdf)  
342 [it.org/7993/20170113080624/http://www.fda.gov/downloads/AdvisoryCommittees/Com](https://wayback.archive-it.org/7993/20170113080624/http://www.fda.gov/downloads/AdvisoryCommittees/CommitteesMeetingMaterials/BloodVaccinesandOtherBiologics/VaccinesandRelatedBiologicalProductsAdvisoryCommittee/UCM167154.pdf)  
343 [mitteesMeetingMaterials/BloodVaccinesandOtherBiologics/VaccinesandRelatedBiologi](https://wayback.archive-it.org/7993/20170113080624/http://www.fda.gov/downloads/AdvisoryCommittees/CommitteesMeetingMaterials/BloodVaccinesandOtherBiologics/VaccinesandRelatedBiologicalProductsAdvisoryCommittee/UCM167154.pdf)  
344 [calProductsAdvisoryCommittee/UCM167154.pdf](https://wayback.archive-it.org/7993/20170113080624/http://www.fda.gov/downloads/AdvisoryCommittees/CommitteesMeetingMaterials/BloodVaccinesandOtherBiologics/VaccinesandRelatedBiologicalProductsAdvisoryCommittee/UCM167154.pdf) (accessed March 31, 2020).
- 345 [7] World Health Organization. Summary of status of development and availability of  
346 influenza B (Yamagata and Victoria lineage) candidate vaccine viruses\* and potency  
347 testing reagents. 2011. Available from:  
348 [http://www.who.int/influenza/vaccines/virus/candidates\\_reagents/summary\\_b\\_cvv\\_reag](http://www.who.int/influenza/vaccines/virus/candidates_reagents/summary_b_cvv_reag)

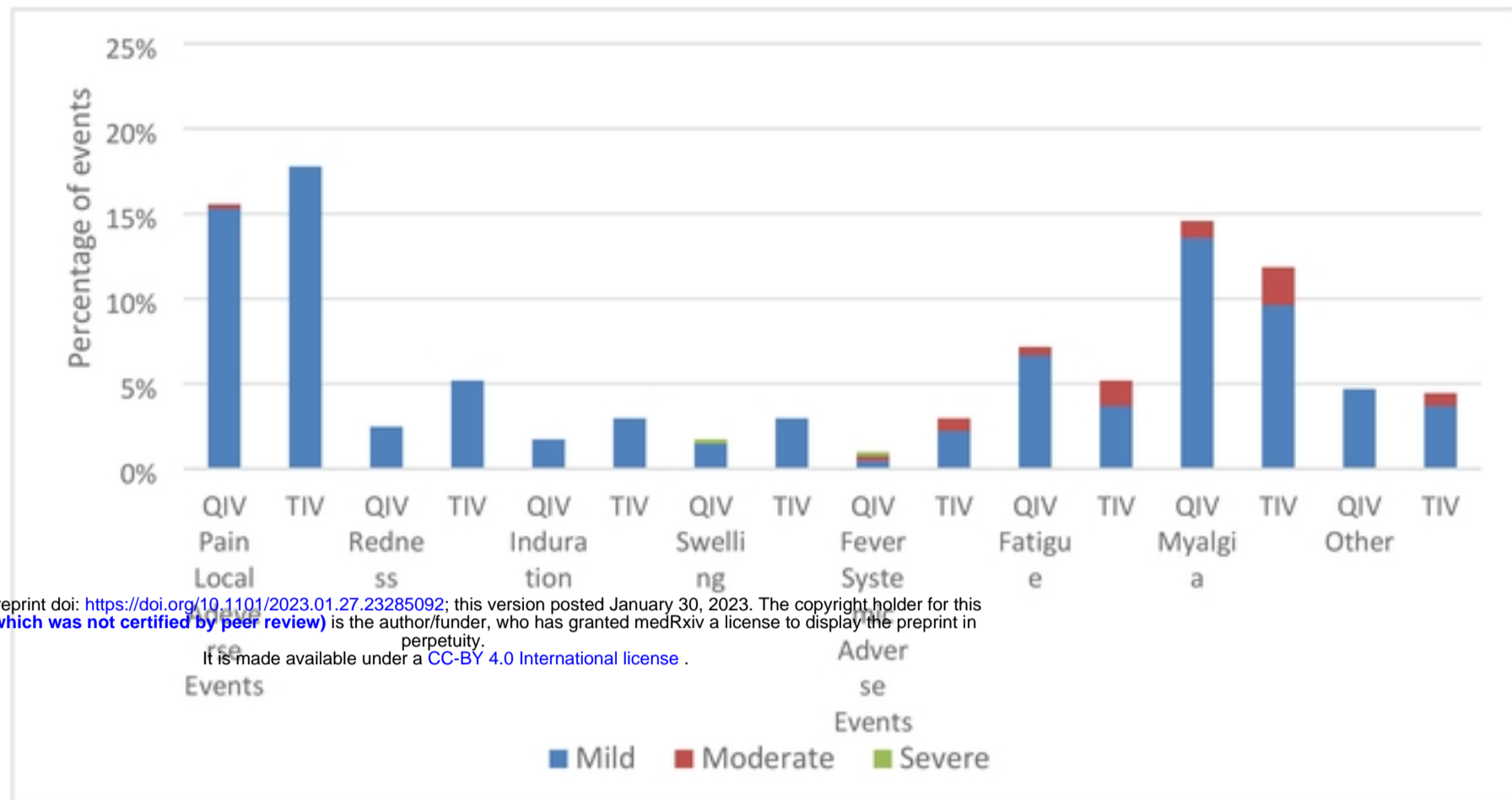
- 349 ents\_11\_aug\_2011.pdf (accessed March 31, 2020).
- 350 [8] Tisa V, Barberis I, Faccio V, Paganino C, Trucchi C, Martini M, Ansaldi F. Quadrivalent  
351 influenza vaccine: a new opportunity to reduce the influenza burden. *J Prev Med Hyg*  
352 2016;57:E28-33.
- 353 [9] Rusmil K, Fadlyana E, Dhamayanti M, Gunadi R BN. Protectivity and Safety of Influenza  
354 HA Vaccine (PT Bio Farma) in Adolescents and Adults, Poster Presentation Indonesian  
355 Influenza Foundation Symposium 2013. 2013.
- 356 [10] Fadlyana E, Rusmil K, Bachtiar NS, Gunadi R SH. Immunogenicity and safety of a  
357 trivalent inactivated influenza vaccine. *Paediatr Indones* 2011;51:22–8.
- 358 [11] Irie S, Fujieda M, Ito K, Ishibashi M, Takamizawa T, Ishikawa T et al. Immune response  
359 against inactivated influenza vaccine in children under four years old. *J Infect Dis*  
360 2007;81:284–90.
- 361 [12] Soedjatmiko S, Medise BE, Gunardi H, Sekartini R, Satari HI, Hadinegoro SR, Bachtiar  
362 NS, Sari RM. Immunogenicity and Safety of a Trivalent Influenza HA Vaccine in  
363 Indonesian Infants and Children. *Vaccine* 2018; 36(16):2126-2132.
- 364 [13] University TRF for MD of O. Clinical Trial for BK-FLU on Healthy Adults. n.d.
- 365 [14] Food and Drug Administration Center. Clinical Data Needed to Support the Licensure of  
366 Seasonal Inactivated Influenza Vaccines. Guidance for Industry. 2007: 1-16. Available  
367 from:  
368 [https://www.fda.gov/files/vaccines%2C%20blood%20%26%20biologics/published/Gui](https://www.fda.gov/files/vaccines%2C%20blood%20%26%20biologics/published/Guidance-for-Industry--Clinical-Data-Needed-to-Support-the-Licensure-of-Seasonal-Inactivated-Influenza-Vaccines.pdf)  
369 [dance-for-Industry--Clinical-Data-Needed-to-Support-the-Licensure-of-Seasonal-](https://www.fda.gov/files/vaccines%2C%20blood%20%26%20biologics/published/Guidance-for-Industry--Clinical-Data-Needed-to-Support-the-Licensure-of-Seasonal-Inactivated-Influenza-Vaccines.pdf)  
370 [Inactivated-Influenza-Vaccines.pdf](https://www.fda.gov/files/vaccines%2C%20blood%20%26%20biologics/published/Guidance-for-Industry--Clinical-Data-Needed-to-Support-the-Licensure-of-Seasonal-Inactivated-Influenza-Vaccines.pdf). (accessed March 31, 2020)
- 371 [15] Dhamayanti M, Tarigan R, Fadlyana E, Prasetyo D, Amalia N, Rusmil VK, et al.  
372 Immunogenicity and safety of Quadrivalent Influenza HA vaccine in Indonesian children:  
373 An open-labeled, bridging, clinical study. *Vaccine* 2020;38:993–1000.

- 374 doi:10.1016/j.vaccine.2019.12.008.
- 375 [16] Moa AM, Chughtai AA, Muscatello DJ, Turner RM, MacIntyre CR. Immunogenicity and  
376 safety of inactivated quadrivalent influenza vaccine in adults: A systematic review and  
377 meta-analysis of randomised controlled trials. *Vaccine* 2016;34:4092–102.  
378 doi:10.1016/j.vaccine.2016.06.064.
- 379 [17] Ganczak M, Dubiel P, Drozd-Dąbrowska M, Hallmann-Szelińska E, Szymański K,  
380 Brydak LB. Quadrivalent influenza vaccine-induced antibody response and influencing  
381 determinants in patients  $\geq 55$  years of age in the 2018/2019 season. *Int J Environ Res*  
382 *Public Health*. 2019 Nov 14;16(22):4489. doi: 10.3390/ijerph16224489. PMID:  
383 31739554; PMCID: PMC6887788.
- 384 [18] Wang L, Chandrasekaran V, Domachowske JB, Li P, Innis BL, Jain VK. Immunogenicity  
385 and safety of an inactivated quadrivalent influenza vaccine in US children 6–35 months  
386 of age during 2013–2014: Results from a Phase II randomized trial. *J Pediatric Infect Dis*  
387 *Soc* 2016;5:170. doi:10.1093/JPIDS/PIV041.
- 388 [19] Jain VK, Rivera L, Zaman K, Espos RA, Sirivichayakul C, Quiambao BP, et al. Vaccine  
389 for prevention of mild and moderate-to-severe influenza in children. *N Engl J Med*  
390 2013;369:2481–91. doi:10.1056/NEJMoa1215817.



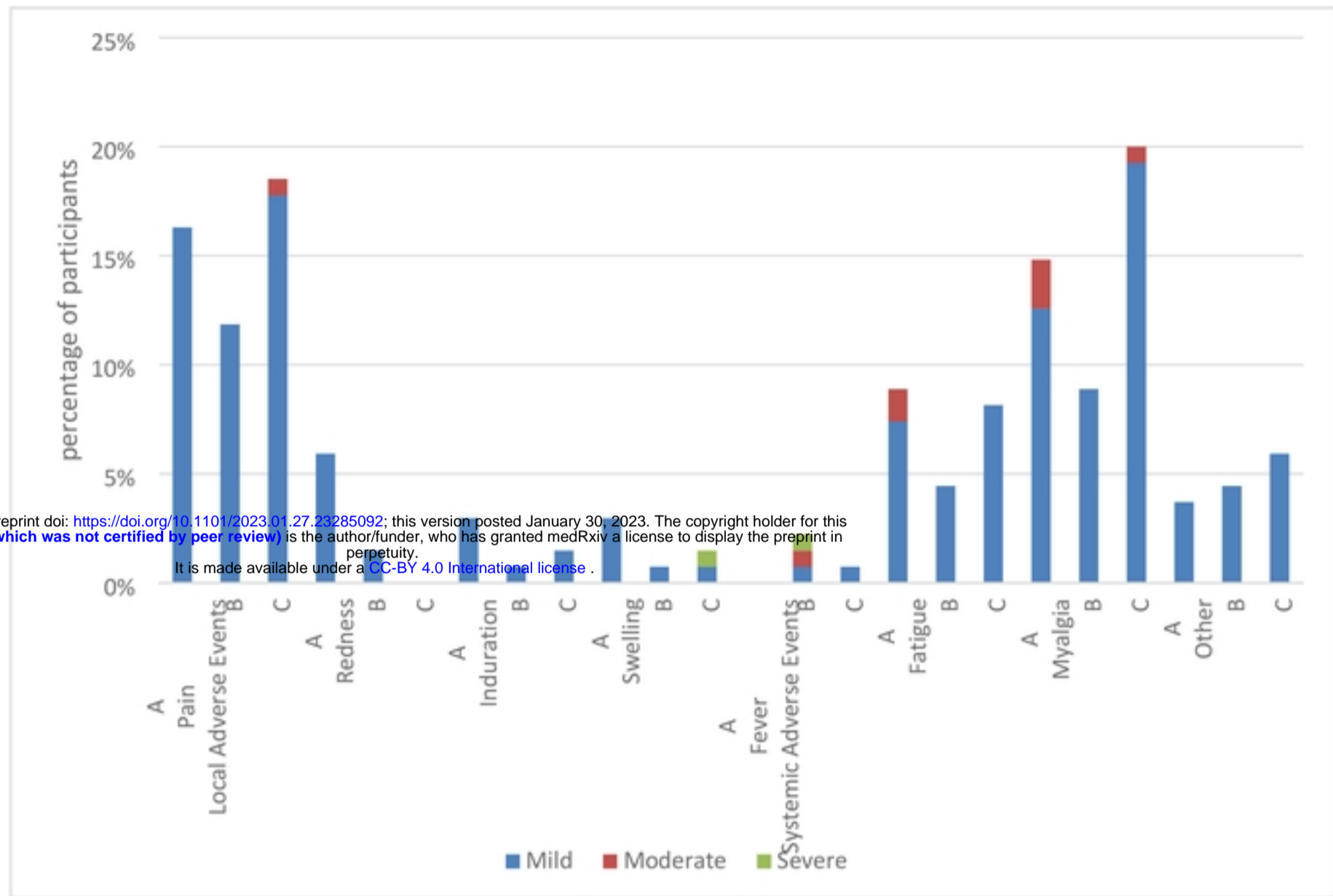
**Fig 2. Hemagglutination inhibition (HI) Geometric Mean Titers (GMT) before and 28 days after QIV and TIV immunization.**

medRxiv preprint doi: <https://doi.org/10.1101/2023.01.27.23285092>; this version posted January 30, 2023. The copyright holder for this preprint (which was not certified by peer review) is the author/funder, who has granted medRxiv a license to display the preprint in perpetuity. It is made available under a [CC-BY 4.0 International license](https://creativecommons.org/licenses/by/4.0/).



**Fig 3. Intensity of reported local and systemic adverse events (AEs).**

medRxiv preprint doi: <https://doi.org/10.1101/2023.01.27.23285092>; this version posted January 30, 2023. The copyright holder for this preprint (which was not certified by peer review) is the author/funder, who has granted medRxiv a license to display the preprint in perpetuity. It is made available under a [CC-BY 4.0 International license](https://creativecommons.org/licenses/by/4.0/).



**Fig 4. Intensity of reported local and systemic AEs on each QIV batch.**

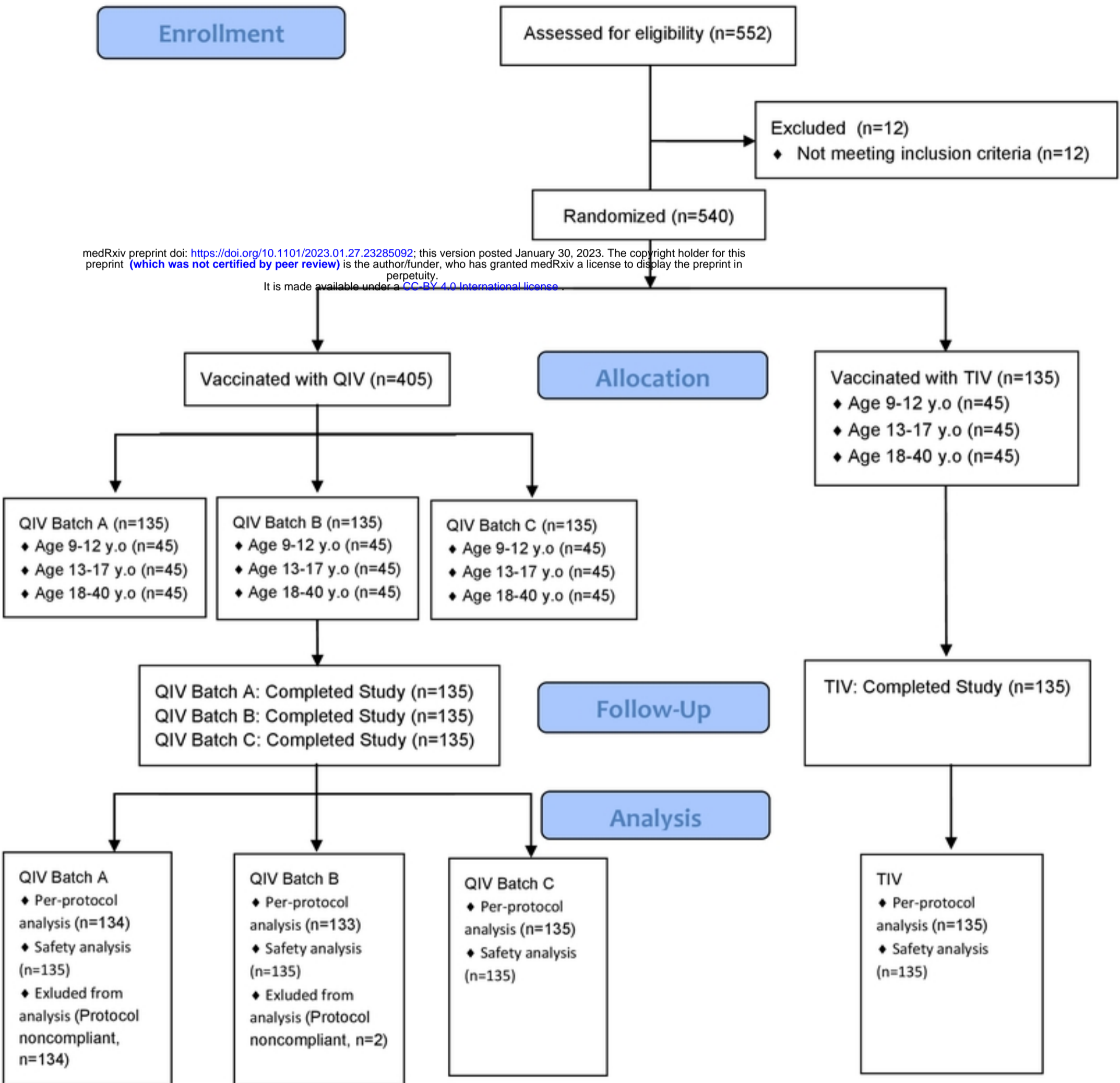


Fig 1. Participant Disposition