

Rate of tuberculosis screening and isoniazid prophylaxis treatment among human immunodeficiency virus patients in Obio/Akpor Local Government Area: A retrospective study

Precious Ruth EDOJA¹, Uchekchukwu Ifeanyichukwu APUGO² and Ekenedilichukwu Chukwudubem ANEKWE³

¹School of Public Health, University of Port Harcourt, ² Department of Human Physiology, University of Port Harcourt, and ³ Department of Biological Sciences, Bowling Green State University, Ohio.

Abstract

Background: The co-occurrence of Tuberculosis (TB) and Human Immunodeficiency Virus (HIV) has been recognised as a global public health problem with considerable mutual interaction and a leading cause of death worldwide.

Aim: To determine the rate of TB screening among People Living with HIV (PLWH) and treatment with isoniazid (INH) prophylaxis in directly observed treatment short course (DOTS) clinics in Primary Healthcare centres (PHCs) in Obio/Akpor Local Government Area of Rivers state.

Materials and Method: This clinic-based, two-year retrospective cross-sectional study involved a complete review and abstraction of all records for HIV patients (18 years and above) who have been receiving HIV care and treatment for at least 6 months prior to the study in DOTS clinics in five selected PHCs in OBALGA. The data were extracted using a checklist while the statistical analysis of the study was carried out using SPSS version 23.

Results: The proportion of HIV-positive patients screened for TB was 79.8% while those who had TB diagnostic evaluation among them was 38.6%, and 38.7% of the HIV/TB co-infected patients were placed on INH prophylaxis.

Conclusion: Insufficient attention is being paid to TB diagnostic evaluation and IPT. Hence, it is recommended that the PHCs in the LGA should be equipped with appropriate devices for TB diagnosis as well as engage the Healthcare Workers in sensitization workshops on the need for continuous screening of PLWH for TB.

Keywords: Tuberculosis, HIV, DOTS, INH prophylaxis, TB Screening.

INTRODUCTION

Tuberculosis (TB) and Human Immunodeficiency Virus / Acquired immune deficiency syndrome (HIV/AIDS) are the two leading causes of death from infectious diseases worldwide (Pathmanathan et al., 2017), while their co-occurrence is recognised as a global public health problem with considerable mutual interaction and a leading cause of death worldwide (de Colombani et al., 2004; Igbokwe, Abugu & Aji, 2020). They both have a strong fatal bidirectional correlation or interaction where each drives the progress or potentiates the adverse effects of the other (Makanjuola, Taddese & Boot, 2014). Hence, their co-existence can be regarded as a syndemic (the convergence of two or more diseases that act synergistically to magnify the burden of disease) interaction (Kwan & Ernst, 2011). Also, co-infection affects the prognosis of patients and complicates clinical diagnosis and management plans through an unusual presentation of symptoms, adverse drug reactions, drug–drug interactions, and overlapping drug toxicities between anti-TB drugs and highly active antiretroviral therapy (ART) (Pawlowski et al., 2012; Ayele et al., 2017).

Alone, TB is identified as the most prevalent disease and the major cause of death with a specific aetiology among People Living with HIV (PLWH), including those on ART (Getahun et al., 2010; Igbokwe, Abugu & Aji, 2020), as it accounts for about 25% of all causes of death among HIV patients (Getahun et al., 2010; WHO, 2017). On the other hand, HIV is seen as the most potent force driving the TB epidemic in countries with a high prevalence of HIV (de Colombani et al., 2004). TB/HIV coinfection presents as one of the major challenges of global TB control with reports showing that TB is the most common life-threatening and leading cause of death, while the World Health Organisation (WHO) estimated that among the 8.6 million people who developed TB, about 1.1 million new TB cases (13% of total TB cases) were reported among PLWH (WHO, 2012; Karo et al., 2014).

Given the high rate of TB in HIV-infected individuals, as well as their close interactions, the WHO developed a policy on collaborative TB/HIV activities as part of the core HIV and TB prevention, care, and treatment services (WHO, 2004). These include interventions aimed at reducing TB burdens among PLWH, such as the scale-up of ART, Active Case Finding (ACF), and initiation of Isoniazid preventive therapy (IPT) among TB/HIV co-infected patients (WHO, 2008b; Igbokwe, Abugu & Aji, 2020). According to Giri et al (2013), all HIV-infected individuals should

be tested for TB prior to ART initiation in countries where TB is endemic. Though these interventions are deemed very essential as they will lead to the reduction in the risk of TB progression and transmission among both PLWH and those without HIV infection (Kanabus, 2017), co-infection of TB/HIV has continued to be a leading cause of morbidity and mortality among PLWH as millions of patients go unreported every year, especially in developing countries and Sub-Saharan African (SSA) countries like Nigeria (WHO, 2015b). WHO also estimated that Nigeria has a high burden of both TB and HIV (WHO, 2015a), as well as ranked 4th in TB infection worldwide, with over 80% of TB cases in the country still undetected (WHO, 2016). Another report by the Nigeria Tuberculosis Profile in 2017 revealed that Nigeria is placed third in the incidence of TB/HIV co-infection globally, with poor case finding due to reliance on passive case finding, missed opportunities to scale-up of TB screening among PLWH and provision of adequate care and treatment to PLWH diagnosed with TB implicated in this occurrence (WHO, 2015a). Hence, this study was aimed at determining the rate of screening for TB among PLWH, and treatment with isoniazid (INH) prophylaxis in directly observed treatment short course (DOTS) clinics in Primary Healthcare centres (PHCs) in Obio/Akpor LGA (OBALGA), Rivers state.

METHODOLOGY

Study Design and setting

This clinic-based study employed a retrospective cross-sectional design approach and involved a complete review and abstraction of all records for HIV cases in DOTS clinics in five selected PHCs in OBALGA.

Study Population

The study population was drawn from data of adult HIV-positive patients (18 years and above) who have been receiving HIV care and treatment for at least 6 months prior to the study and enrolled in five randomly selected DOTS clinics in OBALGA during a two-year period between January 2019 through December 2020.

Study Instruments

All medical records and clinical data from adult HIV patients receiving care at the selected DOTS centres in the LGA were collected using a checklist adapted from the WHO

Questionnaire/standardized forms prepared for monitoring and evaluation of TB/HIV activities (WHO, 2011). This was also used in the studies of Pasipamire et al. (2016), Geleto, Abate and Egata (2017) and Beshaw et al (2021). The checklist collected information on the basic socio-demographic data of the registered patients, their laboratory and medication history/ information as well as information on the indicators of ICF and IPT (TB screen done, TB screen result, diagnostic evaluation done, result of diagnostic evaluation, TB treatment started and ever received a course of IPT).

Statistical Analysis

Data obtained were manually sorted and fed into the computer in an Excel spreadsheet where they were checked for completeness before analysis using Statistical Package for the Social Science (SPSS) version 23. Descriptive statistics were analysed and presented in charts and tables as frequency count and percentage.

Ethical Consideration

Ethical approval was obtained from the Ethical Review Committee of University of Port Harcourt (reference number: UPH/CEREMAD/REC/MM74/064), while official permission to review the TB register was obtained from the Rivers State Ministry of Health and the Rivers State Primary Healthcare Management Board.

RESULTS

Socio-demographic and medical details of PLWH

A total of 925 patient folders were reviewed. According to the result as presented in table 1 below, the majority of the patients (40.1%) were aged 31 – 30, females (67.9%), married (63.1%), educated to secondary level (62.7%), self-employed (98.9%), Christians (98.9%) and lived in urban areas (90.5%). Analysis of the medical history of the patients revealed that the majority (95.0%) were categorised to be in the WHO clinical stage I, had CD4 cell count less than 350 (74.4%), already on ART (99.8%), for 2 – 5 years (73.1%) and on IPT regimen for 5 – 6 months (75.1%)

Table 1: Socio-demographic and medical details of the PLWH in Obio/Akpor

Variables (N = 925)	Frequency	Percentage
Age category		
20 – 29 years	252	27.2
30 – 39 years	371	40.1
40 – 49 years	223	24.1
≥50 years	79	8.5
Sex		
Male	297	32.1
Female	628	67.9
Marital status		
Single	283	30.6
Married	584	63.1
Divorced	14	1.5
Widowed	44	4.8
Educational level		
None	25	2.7
Primary	93	10.1
Secondary	576	62.3
Tertiary	231	25.0
Employment status		
Unemployed	149	16.1
Student	71	7.7
Civil servant	125	13.5
Self-employed	580	62.7
Religion		
Christianity	915	98.9
Islam	8	0.9
Traditionalist	2	0.2
Place of residence		
Rural	88	9.5
Urban	837	90.5
WHO HIV clinical staging		
Stage I	879	95.0
Stage II	45	4.9
Stage III	1	0.1
CD4 cell count		
<350	688	74.4
350 - 499	168	18.2
≥500 years	69	7.5
ART Status		
On pre-ART	2	0.2
On ART	923	99.8
Duration of ART administration		
≤1 year	172	18.6
2 – 5 years	676	73.1
> 5 years	77	8.3
Duration of IPT regimen		
≤1 month	10	1.1
2 – 4 months	70	7.6
5 – 6 months	695	75.1
>6 months	150	16.2

The proportion of HIV-positive patients Screened for TB

The study also analysed the proportion of patients who tested positive for HIV that were screened for TB, with the result presented in figure 1 below. According to the chart, more of the PLWH, 738 (79.8%) were screened for TB while 187 (20.2%) were not screened. Out of the 187 who were not screened, the data showed that 35 (3.8%) already tested positive for TB before undergoing the HIV test. Hence, only 152 (16.4%) persons who tested positive for HIV were not screened for TB.

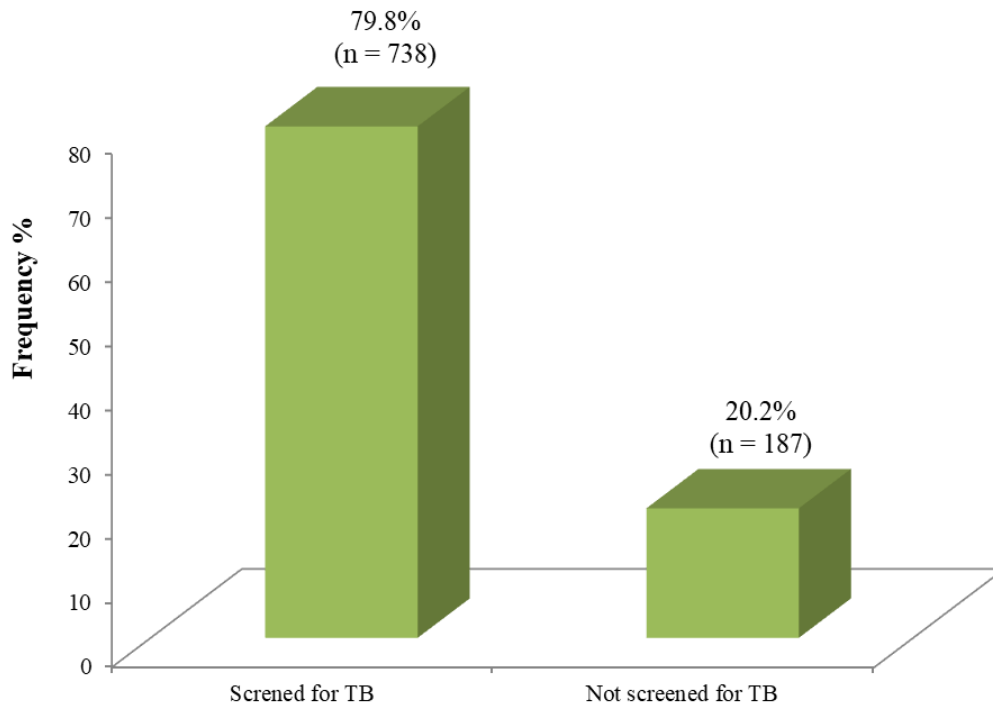


Figure 1: *Distribution of PLWHA in Obio-Akpor screened for TB*

Furthermore, the proportion of the HIV-positive patients who were screened for TB that had TB diagnostic evaluation was also determined and presented in figure 2 below. According to the result presented in the chart, out of the 738 patients screened for TB, 527 (71.4%) were not exposed to TB diagnostic evaluation while only 211 (38.6%) had a diagnostic evaluation done. Also, among the patients that had the diagnostic evaluation done, 60 (28.4%) were discovered to be positive for TB while 151 (71.6%) had negative TB evaluation.

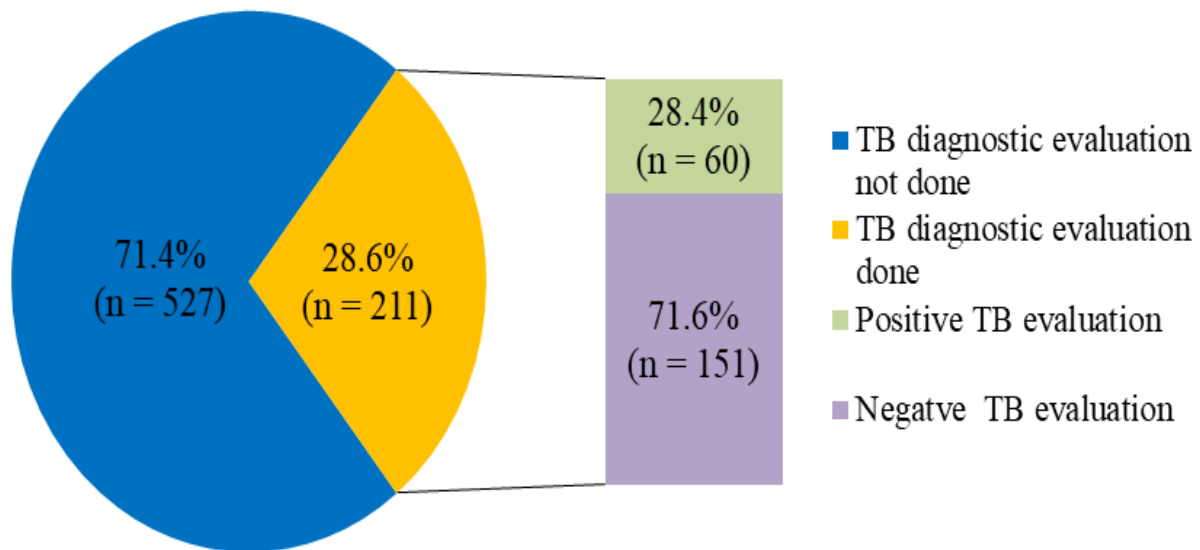


Figure 2: TB diagnostic evaluation among PLWH in Obio/Akpor

The proportion of HIV/TB Positive patients placed on INH prophylaxis

The study also analysed the proportion of the PLWH who had positive TB evaluation that was placed on INH prophylaxis. According to the result presented in figure 3 below, out of the 60 PLWH that tested positive for TB evaluation, 22 (36.7%) were placed on INH prophylaxis while 38 (63.3%) were not.

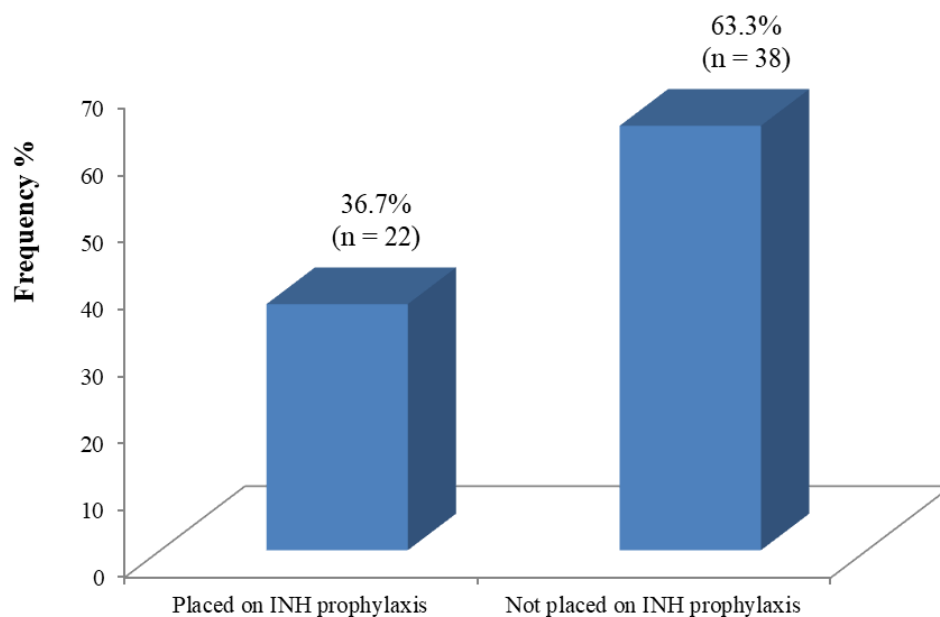


Figure 3: Distribution of PLWH in Obio-Akpor placed on INH prophylaxis

DISCUSSION

The proportion of HIV-positive Patients Screened for TB

Guideline for TB preventive therapy in several regions recommends the screening of TB among PLWH during each clinical visit (Fomundam et al., 2020). Utilising ACF has been identified as an effective strategy in enhancing TB control activities (Kempker et al., 2021), while Igbokwe et al. (2020) reported that ACF is very necessary because the risk of progressing from latent to active TB is greater in PLWH than among those without HIV infection. According to the result of this study, the proportion of HIV-positive patients screened for TB was 738 (79.8%) while those who had TB diagnostic evaluation among them was 211 (38.6%). This result is lower than that of Igbokwe et al. (2020) who reported that 98.8% and 80% of PLWH had their TB screening and diagnostic evaluation done and documented at the last visit to the clinic. Pasipamire et al. (2016) also reported that 92.8% of the cases were screened and 54% had their diagnostic evaluation done, while Denegetu and Dolamo (2014), Owiti et al. (2019) and Fomundam et al. (2020) also reported that 97.0%, 83.5% and 94% of PLWH were screened for TB. On the other hand, the result from the study of Galeto et al. (2017) revealed a lower screening rate of 75.2% among PLWH in Harari, Eastern Ethiopia. The differences between the rate of screening for TB among PLWH in the various studies could be attributable to the difference in TB case management and the structure of the healthcare management system adopted in the different settings. It could also be linked to possible variations in the study designs, duration, and/or population size applicable to the different studies.

The proportion of HIV/TB Positive patients placed on INH prophylaxis

The use of IPT has been identified as an effective public health intervention for the prevention of active TB infections among PLWH (Fomundam et al., 2020), while WHO in 2008 recommended the intervention of IPT as a mainstay to reduce incident TB in PLWH in high TB burden countries (WHO, 2008). According to the report of this study, 38.7% of the HIV/TB co-infected patients were placed on INH prophylaxis. Contrary to this finding, Abossie and Yohanes (2017), Igbokwe et al. (2020), Legese et al. (2020) reported that 68.0%, 96.2%, and 62.1% of the PLWH with positive TB evaluation were placed on anti-TB treatment. Other studies in some other SSA regions by Adjobimey et al. (2016) in Benin, Egere et al. (2016) in Gambia, Tadesse et al. (2016) in Ethiopia, and Birungi et al. (2018) in Gambia reported higher rates of IPT initiation (99.0%, 89.0%, 64.3%, and 89.0% respectively) upon testing positive for TB among PLWH. On the other hand, a

recent study by Oonyu et al. (2022) in Uganda reported a lower rate of IPT initiation (34.2%). Also, an Indian study by Shivaramakrishna et al. (2014) reported a lower rate of 33.0%, while the studies of Kagujj et al. (2019) and Teklay et al. (2016) reported a lower rate of 30.0% and 20.0% in Zambia and Ethiopia respectively. The differences between the findings in these studies could be linked to the result of the integration of TB programs into the HIV programs in some of the settings or the lack of it, as well as disparities in the study design and sampling techniques.

Conclusion and Recommendation

The findings from this study have revealed that the proportion of HIV-positive patients screened for TB and had TB diagnostic evaluation in Obio/Akpor LGA of Rivers state, Nigeria was 79.8% and 38.6% respectively, while only 38.7% of the HIV/TB co-infected patients were placed on INH prophylaxis. This shows that insufficient attention is being paid to TB diagnostic evaluation and IPT either due to a lack of appropriate equipment or a lack of sensitization among the healthcare workers (HCWs). Hence, it is recommended that the PHCs in the LGA should be equipped with appropriate devices for TB diagnosis as well as engage the HCWs in sensitization workshops for improved diagnosis and management of TB case, especially among PLWH.

References

- Abossie, A., & Yohanes, T. (2017). Assessment of isoniazid preventive therapy in the reduction of tuberculosis among ART patients in Arba Minch Hospital, Ethiopia. *Therapeutics Clin Risk Manage.*, 13, 361 – 6.
- Adjobimey, M., Masserey, E., Adjonou, C., Gbénagnon, G., Schwoebel, V., Anagonou, S., & Zellweger, J. P. (2016). Implementation of isoniazid preventive therapy in children aged under 5 years exposed to tuberculosis in Benin. *Int J Tuberc Lung Dis.*, 20, 1055 – 9
- Ayele, A. A., Atnafie, A. A., Balcha, D. B., Weredekal, A. T., Woldegiorgis, B. A., Wotte., M. M., & Gebresilliasie, B. M. (2017). Self-reported adherence and associated factors to isoniazid preventive therapy for latent tuberculosis among people living with HIhiV/AIDS at health centers in Gondar town, North West Ethiopia. *Patient Preference and Adherence*, 11, 743 – 749
- Beshaw, M. A., Balch, S. A., & Lakew, A. M. (2021). Effect of Isoniazid Prophylaxis Therapy on the Prevention of Tuberculosis Incidence and Associated Factors Among HIV Infected Individuals in Northwest Ethiopia: Retrospective Cohort Study. *HIV/AIDS - Research and Palliative Care*, 13, 617 – 629
- Birungi, F. M., Graham, S., Uwimana, J., & van Wyk, B. (2018). Assessment of the isoniazid preventive therapy uptake and associated characteristics: A cross-sectional study. *Tuberc Res Treat.*, e8690714.
- de Colombani, P., Banatvala, N., Zaleskis, R., & Maher, D. (2004). European framework to decrease the burden of TB/HIV. *Eur Respir J.*, 24, 493 – 501
- Denegetu A. W., & Dolamo, B. L. (2014). Tuberculosis case finding and Isoniazid preventive therapy among people living with HIV at public health facilities of Addis Ababa, Ethiopia: A cross-sectional facility based study. *BMC Public Health*, 14(1), 1 – 15
- Egere, U., Sillah, A., Togun, T., Kandeh, S., Cole, F., Jallow, A., Able-Thomas, A., Hoelscher, M., Heinrich, N., Hill, P. C., & Kampmann, B. (2016). Isoniazid preventive treatment among child contacts of adults with smear-positive tuberculosis in The Gambia. *Public Health Action*, 6, 226 – 31
- Fomundam, H. N., Tesfay, A.R., Mushipe, S.A., Nyambi, H.T., Larsen, A., Cheyip, M., Aynalem, G. and Wutoh, A.K. (2020) Initiation of Isoniazid Prophylactic Therapy among Newly Diagnosed HIV-Positive Persons in Three High HIV-Burden Districts of South Africa. *World Journal of AIDS*, 10, 107 – 118
- Galeto, A., Abate, D., & Egata, G. (2017): Intensified tuberculosis case finding, implementation of isoniazide preventive therapy and associated factors among people living with human immune-deficiency virus at Public health facilities of Harari Region, Eastern Ethiopia: A cross sectional study. *International journal of health sciences*, 11(1), 35 – 42
- Getahun, H., Gunneberg, C., Granich, R., & Nunn, P. (2010) HIV Infection—Associated Tuberculosis: The Epidemiology and the Response. *Clinical Infectious Diseases*, 50, 201 – 207
- Giri, P. A., Deshpande, J. D., & Phalke, D. B. (2013). Prevalence of Pulmonary Tuberculosis Among HIV Positive Patients Attending Antiretroviral Therapy Clinic. *North American Journal of Medical Sciences*, 5(6), 367 – 370
- Igbokwe C. C., Abugu, L. I., & Aji, J. O. (2020). Assessment of Tuberculosis Intensified Case Finding and Isoniazid Preventive Therapy for People Living with HIV in Enugu State, Nigeria. *Afr. J. Biomed. Res.*, 23, 367 – 373
- Kagujje, M., Mubiana, M. L., Mwamba, E., & Muyoyeta, M. (2019). Implementation of isoniazid preventive therapy in people living with HIV in Zambia: challenges and lessons. *BMC Public Health*, 19, 1329
- Kanabus, A. (2017): Information about tuberculosis. GHE. Available at: www.tbfacts.org Accessed on: June 12, 2021
- Karo, B., Haas, W., Kollan, C., Gunsenheimer-Bartmeyer, B., Hamouda, O., & Fiebig, L. (2014). Tuberculosis among people living with HIV/AIDS in the German ClinSurv HIV Cohort: long-term incidence and risk factors. *BMC Infectious Diseases*, 14, 148

- Kempker, R. R., Chkhartishvili, N., Kinkladze, I., Schechter, M. C., Harrington, K., Rukhadze, N., Dzigua, L., Tserstvadze, T., del Rio, C., Blumberg, H. M., & Tukvadze, N. (2021). High Yield of Active Tuberculosis Case Finding Among HIV-Infected Patients Using Xpert MTB/RIF Testing. *Open Forum Infectious Diseases*. Available at: <https://academic.oup.com/ofid/article/6/6/ofz233/5491610>
- Kwan, C. K., & Ernst, J. D. (2011). HIV and Tuberculosis: a Deadly Human Syndemic. *Clinical Microbiology Reviews*, 24(2), 351–376
- Legese, H., Degefa, H., Gebrewahd, A., & Gebremedhin, H. (2020). Utilization of isoniazid prophylaxis therapy and its associated factors among HIV positive clients taking antiretroviral therapy at Fre Semaetat primary hospital, Hawzien districts, Tigray, Northern Ethiopia. *Tropical Diseases, Travel Medicine and Vaccines*, 6, 11. <https://doi.org/10.1186/s40794-020-00106-2>
- Makanjuola, T., Taddese, H. B., & Booth, A. (2014). Factors Associated with Adherence to Treatment with Isoniazid for the Prevention of Tuberculosis amongst People Living with HIV/AIDS: A Systematic Review of Qualitative Data. *PLoS ONE*, 9(2), e87166
- Nigeria Tuberculosis Profile (2017): Retrieved from www.who.int/tb/data. Accessed 10th July, 2021
- Oonyu, L., Kang, S., Konlan, K. D., & Kang, Y. A. (2022). Isoniazid Preventive Therapy for Tuberculosis in People Living with HIV: A Cross Sectional Study in Butebo, Uganda. *Infect Chemother*, 54(1), 70 – 79
- Owiti, P., Onyango, D., Momanyi, R., & Harries, A. D. (2019). Screening and testing for tuberculosis among the HIV-infected: outcomes from a large HIV programme in western Kenya. *BMC Public Health*, 19, 29. <https://doi.org/10.1186/s12889-018-6334-4>
- Pasipamire, M., Pathmanathan, I., Calnan, M., Simelane, B., Trong T. A., & Haumba, S. (2016): Evaluation of TB/HIV collaborative activities in Swaziland: Intensified case finding Cascade, Provisions of Antiretroviral Therapy for HIV-Positive TB patients and TB infection control. Research and Evaluation Report USAID ASSIST Project. Bethesda, MD: University Research CD, UC (URC). Available: [evaluation_of_tbhiv_swaziland_may_2016_ada.pdf](#) Accessed: June 23, 2021
- Pathmanathan, I., Dokubo, E. K., Shiraiishi, R. W., Agolory, S. G., Auld, A. F., Onotu, D., Odafe, S., Dalhatu, I., Abiri, O., Debem, H. C., Bashorun, A., & Ellerbrock, T. (2017). Incidence and predictors of tuberculosis among HIV-infected adults after initiation of antiretroviral therapy in Nigeria, 2004-2012. *PLoS ONE* 12(3), e0173309
- Pawlowski, A., Jansson, M., Skold, M., Rottenberg, M. E., & Kallenius, G. (2012). Tuberculosis and HIV Co-Infection. *PLoS Pathog*, 8, e1002464
- Shivaramakrishna, H. R., Frederick, A., Shazia, A., Murali, L., Satyanarayana, S., Nair, S. A., Kumar, A. M., & Moonan, P. K. (2014). Isoniazid preventive treatment in children in two districts of South India: does practice follow policy? *Int J Tuberc Lung Dis.*, 18, 919 – 24
- Tadesse, Y., Gebre, N., Daba, S., Gashu, Z., Habte, D., Hiruy, N., Negash, S., Melkieneh, K., Jerene, D. K., Haile, Y., Kassie, Y., Melese, M. G., & Suarez, P. (2016). Uptake of isoniazid preventive therapy among under-five Children: TB contact investigation as an entry point. *PLoS One*, 11, e0155525
- Teklay, G., Teklu, T., Legesse, B., Tedla, K., & Klinkenberg, E. (2016). Barriers in the implementation of isoniazid preventive therapy for people living with HIV in northern Ethiopia: a mixed quantitative and qualitative study. *BMC Public Health.*, 16, 840. <https://doi.org/10.1186/s12889-016-3525-8>.
- World Health Organisation (2008). Implementing the WHO Stop TB Strategy: a handbook for national tuberculosis control programmes. Geneva
- World Health Organization (2004). Interim policy on collaborative TB/HIV activities. Geneva, Switzerland. WHO/HTM/TB/2004.330; WHO/HTM/HIV/2004.1
- World Health Organization (2011). Guidelines for Intensified Tuberculosis Case-Finding and Isoniazid Preventive Therapy for People Living with HIV in Resource Constrained Settings. Geneva, Switzerland

World Health Organization (2012). WHO Policy on Collaborative TB/HIV Activities: Guidelines for National Programmes and Other Stakeholders. Available at: <https://www.ncbi.nlm.nih.gov/books/NBK131887/>

World Health Organization (2015a). Global Tuberculosis Control Report Geneva.

World Health Organization (2015c). Estimates and an analysis of key TB indicators from Global Fund grants

World Health Organization (2016): Global Tuberculosis Report. Geneva, Switzerland. Available: https://www.who.int>global_report_s23098en.pdf. Last accessed: 12 June, 2021

World Health Organization (2017) Global Tuberculosis Report 2017: Leave No One Behind—Unite to End TB