

1 ***Overdose mortality rates for opioids or stimulants***

2 ***are higher in males than females, controlling for rates of drug misuse:***

3 ***State-level data***

4  
5  
6  
7  
8 **Eduardo R. Butelman Ph.D.<sup>1</sup>, Yuefeng Huang Ph.D.<sup>1</sup>, David H. Epstein Ph.D.<sup>2</sup>, Yavin Shaham Ph.D.<sup>2</sup>,**  
9 **Rita Z. Goldstein Ph.D.<sup>1</sup>, Nora D. Volkow M.D.<sup>2</sup>, Nelly Alia-Klein Ph.D.<sup>1</sup>**

10  
11 **Affiliations:**

12 <sup>1</sup>Neuropsychomaging of Addiction and Related Conditions Research Program,

13 Departments of Psychiatry and Neuroscience

14 Icahn School of Medicine at Mount Sinai, New York, NY

15 <sup>2</sup>National Institute on Drug Abuse (NIDA), Baltimore, MD

16  
17  
18 **Corresponding Author:**

19 E.R. Butelman Ph.D.

20 NARC Program

21 Department of Psychiatry

22 Icahn School of Medicine at Mount Sinai

23 One Gustave L. Levy Place

24 Box 1217

25 New York, NY 10029-6574

26  
27 Email: [eduardo.butelman@mssm.edu](mailto:eduardo.butelman@mssm.edu)

28 Phone: 212 241-6500

29  
30  
31  
32  
33 **Word Count: 2983 Words**

36  
37  
38  
39  
40  
41  
42  
43  
44  
45  
46  
47

**Abbreviations:**

- 95%CI: 95% confidence interval
- CDC: Centers for Disease Control and Prevention
- ICD-10: International Classification of Diseases, 10<sup>th</sup> Edition
- Psychostimulants: Abbreviation for ICD-10 category T43.6; “psychostimulants with potential for misuse, excluding cocaine”
- SUD: Substance use disorders

48 **Key Points:**

49 **Question:** What are the current national trends in overdose mortality from opioids (synthetic opioids such as  
50 fentanyl, and heroin) and stimulant drugs (psychostimulants such as methamphetamine and cocaine) for males  
51 and females, over the lifespan (overall range 15-74 years)?

52

53 **Findings:** State-level analyses of data from CDC for 2020-2021 indicate that after controlling for rates of drug  
54 misuse, males had significantly greater (2-3 fold) overdose mortality rates than females for synthetic opioids,  
55 heroin, psychostimulants and cocaine. These findings were generally consistent across the lifespan, studied as  
56 10-year age bins (especially in the 25-64 age range).

57

58 **Meaning:** These data indicate that males who misuse opioids and stimulant drugs are considerably more  
59 vulnerable to overdose mortality, compared to females. This finding calls for research on the underlying  
60 biological, behavioral, and social factors.

61

62

63

64 **Abstract**

65 **Importance:** Drug overdoses from opioids like fentanyl and heroin and stimulant drugs such as  
66 methamphetamine and cocaine are a major cause of mortality in the United States, with potential sex  
67 differences across the lifespan.

68 **Objective:** To determine overdose mortality for specific drug categories across the lifespan of males and  
69 females, using a nationally representative state-level sample.

70 **Design:** State-level analyses of nationally representative epidemiological data on overdose mortality for  
71 specific drug categories, across 10-year age bins (age range: 15-74).

72 **Setting:** Population-based study of Multiple Cause of Death 2020-2021 data from the Centers of Disease  
73 Control and Prevention (CDC WONDER platform).

74 **Participants:** Decedents in the United States in 2020-2021

75 **Main outcome measures:** The main outcome measure was sex-specific rates of overdose death (per  
76 100,000) for: synthetic opioids excluding methadone (ICD-10 code: T40.4; predominantly fentanyl), heroin  
77 (T40.1), psychostimulants with potential for misuse, excluding cocaine (T43.6, predominantly  
78 methamphetamine; labeled “psychostimulants” hereafter), and cocaine (T40.5). Multiple regression analyses  
79 were used to control for ethnic-cultural background, household net worth, and sex-specific rate of misuse of the  
80 relevant substances (from the National Survey on Drug Use and Health, 2018-2019).

81 **Results:** For each of the drug categories assessed, males had greater overall overdose mortality than  
82 females, after controlling for rates of drug misuse. The mean male/female sex ratio of mortality rate for the  
83 separate drug categories was relatively stable across jurisdictions: synthetic opioids (2.5 [95%CI, 2.4-2.7]),  
84 heroin, (2.9 [95%CI, 2.7-3.1], psychostimulants (2.4 [95%CI, 2.3-2.5]), and cocaine (2.8 [95%CI, 2.6-2.9]). With  
85 data stratified in 10-year age bins, the sex difference generally survived adjustment for state-level ethnic-  
86 cultural and economic variables, and for sex-specific misuse of each drug type (especially for bins in the 25-64  
87 age range). For synthetic opioids, the sex difference survived adjustment across the lifespan (i.e., 10-year age  
88 bins ranging from 15-74), including adolescence, adulthood and late adulthood.

89 **Conclusions and Relevance:** The robustly greater overdose mortality in males versus females for synthetic  
90 opioids (predominantly fentanyl), heroin, and stimulant drugs including methamphetamine and cocaine indicate  
91 that males who misuse these drugs are significantly more vulnerable to overdose deaths. These results call for  
92 research into diverse biological, behavioral, and social factors that underlie sex differences in human  
93 vulnerability to drug overdose.

94

## 95 Introduction

96 Overdose deaths due to opioids (such as fentanyl and heroin), or stimulant drugs (such as  
97 methamphetamine and cocaine) have increased in recent years in the United States.<sup>1-3</sup> This increase has  
98 accelerated since the onset of the COVID-19 pandemic (March 2020 and thereafter) for fentanyl and its  
99 analogs and stimulants such as methamphetamine, but not for heroin, prescription opioids, or methadone.<sup>4-7</sup>  
100 This was due in part to increases in the distribution of synthetic opioids such as fentanyl, and their use to lace  
101 other drugs, including illicitly manufactured preparations disguised as prescription opioid analgesics, stimulant  
102 medications or benzodiazepines.<sup>6, 8, 9</sup>

103 Prevention of overdose death requires the identification of vulnerability factors, which are thought to  
104 include sex and age.<sup>6</sup> Regarding sex as a biological variable, results from studies using rodent models are  
105 inconclusive due to conflicting results: some such studies have shown that female rats are more prone to  
106 escalate their intake of opioids or stimulant drugs,<sup>10</sup> but a large number of other studies have not.<sup>11</sup> Similarly,  
107 some studies in human cohorts have shown that females escalated their intake of opioids or stimulant drugs  
108 more rapidly than males,<sup>12-15</sup> but several other studies have not.<sup>16-18</sup> A recent comprehensive review did not  
109 find robust sex differences in vulnerability to craving and relapse.<sup>11</sup> Nonetheless, as reviewed below,  
110 epidemiological data have suggested a sex difference in risk of overdose death, and those findings need to be  
111 followed up on.

112 Regarding age, epidemiological studies have suggested typical trajectories in which misuse of opioids  
113 or stimulant drugs begins in late adolescence or young adulthood and escalates thereafter.<sup>18, 19</sup> However, the  
114 onset of misuse may also occur later in the lifespan, sometimes triggered iatrogenically.<sup>20, 21</sup> Relatively recent  
115 data also point to an increase in older adults (aged 55 and older) seeking first-time treatment for OUD.<sup>22</sup>

116 Epidemiological studies show that males, compared to females, tend to have greater overdose  
117 mortality. For example, a recent report for 2019-2020, for 25 states and the District of Columbia, showed an  
118 increase in overdose mortality for all drugs combined, with a greater rate in males versus females.<sup>23</sup> Similarly,

119 a US nation-level analysis of mortality data showed an increase in overdoses from synthetic opioids (thus  
120 including fentanyl but not heroin) and psychostimulants (including methamphetamine but not cocaine) from  
121 March 2018 to March 2021, with highest mortality rates in males (especially from minoritized groups, e.g.,  
122 African-American).<sup>4</sup> A nation-level report on CDC data from 2017-2018 showed that males compared to  
123 females had greater overdose mortality for prescription opioids specifically, and for all opioids combined.<sup>6</sup>

124 In the analyses reported here, we followed up on those findings in greater depth, focusing on the sex  
125 difference across the lifespan, and asking whether its magnitude is consistent across US jurisdictions (50  
126 states and district of Columbia), which can differ in major demographic and socioeconomic variables, levels of  
127 misuse, and illicit drug market factors.<sup>24</sup> We examined overdose mortality separately for specific categories of  
128 opioid and stimulant drugs, due to their differing mechanisms of toxicity.<sup>25</sup> Acute overdose mortality from  
129 opioids (mu-opioid receptor agonists) is primarily attributed to respiratory depression mediated by brainstem  
130 nuclei.<sup>26, 27</sup> Overdose mortality from fentanyl and its analogs may be greater than that for heroin, due to  
131 greater potency, faster onset of action driven by high lipophilicity, and higher likelihood to trigger chest  
132 rigidity.<sup>28-30</sup> It is not clear whether there are generalizable sex differences in sensitivity to respiratory  
133 depressant effects of mu-opioid agonists in humans.<sup>31-34</sup> Epidemiological data do not directly address this  
134 question, but could provide evidence against it (or in favor of additional explanations) if the sex difference in  
135 overdose mortality is not consistent across state-level jurisdictions.

136 Acute overdose mortality by methamphetamine and cocaine in humans is primarily attributed to  
137 cardiovascular and neurological events such as malignant arrhythmias, strokes, or seizures.<sup>35, 36</sup> Some, but  
138 not all, human studies reported that females had either more prolonged or more pronounced cardiovascular  
139 effects than males after administration of stimulant drugs.<sup>37-40</sup> Again, epidemiological data cannot directly  
140 address questions of biological vulnerability, but could constrain hypotheses, depending on whether the sex  
141 difference in overdose mortality is consistent across states that differ in major demographic, socioeconomic  
142 and drug use factors.

143 In addition to sex differences in direct pathophysiological effects of the drug, factors that could account  
144 for stable variations in rates of overdose include: family and social interactions and related trauma,<sup>41, 42</sup>  
145 propensity toward risky behaviors (e.g., injecting alone, taking large doses, or using untrusted suppliers),<sup>43, 44</sup>  
146 and propensity to seek treatment.<sup>45-49</sup> We expect that differences in these gendered behavioral factors would  
147 be largely consistent across drug categories and states in the US. Other contributing factors which could differ  
148 by state within the US include ethnic-cultural background, socioeconomic variables, illicit drug supply, and  
149 availability of evidence-based care.<sup>8, 50-53</sup> Using state-level nationally representative CDC data for 2020-2021,  
150 the goal of this study was therefore to determine the extent to which sex differences in overdose mortality vary  
151 in four mutually exclusive drug categories (synthetic opioids, heroin, psychostimulants such as  
152 methamphetamine, and cocaine) and state, accounting for age. Different patterns of sex variability in overdose  
153 mortality would suggest (without proving or ruling out) different emphases on possible levels of causation.

## 154 **Methods**

155 This was a study of de-identified publicly available data from the CDC “multiple cause mortality” data, obtained  
156 from the CDC WONDER platform for the years 2020-2021 (<https://wonder.cdc.gov/mcd.html>), which provides  
157 information based on death certificates in the United States. Overdose mortality data that were “suppressed”  
158 (due to n<10 per cell) or deemed “unreliable” in CDC WONDER were considered missing and were excluded  
159 from analysis. Data were analyzed in October 2022-February 2023. This study followed reporting guidelines  
160 from: Strengthening the Reporting of Observational Studies in Epidemiology (STROBE).

161  
162 **Data set:** The main analyzed outcome variable was crude death rate per 100,000 population for Drug  
163 Poisonings (ICD-10 codes for overdoses; including unintentional X40-X44, suicide X60-X64, homicide X85,  
164 and undetermined intents Y10-Y14). Data were obtained for four mutually exclusive categories: synthetic  
165 opioids other than methadone (“synthetic opioids” hereafter; this predominantly reflects fentanyl and its  
166 analogs, but also compounds from other chemical scaffolds; T40.4),<sup>54</sup> heroin (T40.1), psychostimulants with



167 potential for misuse (which predominantly reflects methamphetamine; T43.6) and for cocaine (T40.5). Data  
168 were stratified by sex and by six consecutive 10-year age bins (i.e., 15-24, 25-34, 35-44, 45-54, 55-64 and 65-  
169 74) obtained for 51 jurisdictions (50 states and the District of Columbia) for 2020-2021.<sup>55</sup>

170  
171 **Nomenclature:** This manuscript will use the terms “male” and “female” for data analyses<sup>56</sup>, as this is the  
172 terminology used in death certificates, the root document for mortality data in CDC WONDER. For clarity, we  
173 use the term “*stimulant drugs*” to encompass compounds such as methamphetamine and cocaine overall, and  
174 use the term “psychostimulants” for the CDC overdose category (T43.6) that predominantly reflects  
175 methamphetamine. As stated above, cocaine overdoses (T40.5) are analyzed in a separate category from  
176 psychostimulants.

177  
178 **Data Analyses:** All analyses were carried out with GraphPad Prism V.9, using jurisdiction-level data.  
179 Univariate analyses included Spearman correlations on overdose mortality data (crude death rate per 100,000  
180 population) for males and females, per jurisdiction. Mortality and misuse ratios in males/females were  
181 compared with Wilcoxon tests. Univariate mixed-effects ANOVAs (sex x age bin) then analyzed log-  
182 transformed overdose mortality rate across the lifespan, stratified in six consecutive 10-year age bins;  
183 significant effects were followed with post-hoc Bonferroni tests.

184 Separately for each drug category (all ages combined in the range 15-74 years), multivariable analyses  
185 were then carried out with multiple linear (least squares) regressions, to assess the effect of sex and selected  
186 potential covariates on the outcome, log-transformed death rates. Thus, the independent variables included:  
187 sex (M/F), percent of the population who is white, percent of the population who is black (from the 5-year  
188 American Community Survey for 2020 from the U.S. Census Bureau;  
189 <https://worldpopulationreview.com/states/states-by-race>), and median household net worth in 2020  
190 ([www.census.gov/data/tables/2020/demo/wealth/state-wealth-asset-ownership.html](http://www.census.gov/data/tables/2020/demo/wealth/state-wealth-asset-ownership.html)). Using data from the

191 National Survey on Drug Use and Health (NSDUH) for 2018-2019, we also controlled for overall levels of  
192 misuse of the relevant drugs (<https://rdas.samhsa.gov/#!/survey/NSDUH-2018-2019-RD02YR>). Thus, the  
193 multiple linear regressions for overdose mortality by synthetic opioids and heroin controlled for the rate of past-  
194 year misuse of opioids, by sex (item “OPINMYR” in the NSDUH survey). Likewise, the regressions for  
195 overdose mortality caused by psychostimulants or cocaine controlled for the rate of past-year misuse of these  
196 drugs, by sex (items “AMMEPDPYMU” and “COCMYR” in the NSDUH survey, respectively). Using the NSDUH  
197 survey, we were not able to perform state- and sex-specific analyses of relevant substance use disorders (as  
198 opposed to misuse), because of frequent data suppression after stratification. The overdose mortality data  
199 were also stratified by 10-year age bins (overall range: 15-74 years), and multiple regressions were run  
200 separately for each age bin.

201 In the ANOVAs and multiple regressions, outliers for the outcome variable (greater than  $\pm 1.96$  standard  
202 deviations from the mean were removed, using Grubbs test at the 5% alpha level of significance. Also, if there  
203 were <10 jurisdictions in which overdose mortality data were not available for both males and females for an  
204 age bin and drug category, the data set was excluded from analysis, in order to maintain representativeness.  
205 The overall alpha level of significance was set at the  $p=0.05$  level, two-tailed.

206 In a supplementary analysis, we also examined analogously overdoses caused by both synthetic  
207 opioids *and* psychostimulants (a common poly-drug pattern of overdose) (Supplement).<sup>3, 57</sup>

## 208 **Results:**

209 **Overall overdose mortality profiles (all ages combined):** With all ages combined (overall range 15-  
210 74 years), there was a broad range of overdose mortality rates for the four drug categories, across jurisdictions  
211 (Figures 1 and 2; lower panels, and eTable 1). There were positive Spearman correlations, nearing unity, in the  
212 rate of overdose mortality for males and females in the same jurisdiction, for each of the drug categories  
213 (Spearman correlations ranged from +0.94 to +0.97; all p-values were <0.0001) (see lower panels of Figure 1  
214 for synthetic opioids and heroin, and Figure 2 for psychostimulants and cocaine). Simple linear regressions

provided a strong fit for these data ( $R^2$  values of 0.95, 0.88, 0.92 and 0.95, for synthetic opioids, heroin, psychostimulants and cocaine respectively). The mean ratios for mortality in males/females (all ages combined) were in the 2.4-2.9 range: ratios were 2.5 (95%CI: 2.4-2.7) for synthetic opioids, 2.9 (95%CI: 2.7-3.1) for heroin, 2.4 (95%CI: 2.3-2.5) for psychostimulants and 2.8 (95%CI: 2.6-2.9) for cocaine.

In contrast, the correlations for past-year drug misuse between males and females within jurisdictions were of smaller magnitude, ranging from Spearman  $r$  value of 0.29 for opioids, to 0.60 for psychostimulants, and 0.66 for cocaine) (Figures 1 and 2; upper panels). Also, the male/female ratios of misuse were significantly smaller than the male/female ratios for overdose mortality, for each of these drug categories (see Figure 3).

**Univariate analyses of overdose mortality across the lifespan:** Separate 2x2 ANOVAs (sex x age bin) were carried out for each drug category. For synthetic opioids, psychostimulants and cocaine, there were significant main effects of sex and age bin, and also a sex by age bin interaction (see Figure 4 and eTables 2 and 3). For heroin, there were significant main effects of sex and age bin, but the interaction did not reach significance. Post-hoc Bonferroni tests for sex at each age bin showed that with few exceptions (typically for the youngest and oldest age bins, where the lowest rates were observed), males had greater mortality than females.

**Multivariable analyses:** Multiple linear regressions were conducted for each drug category separately, with all ages combined (age range 15-74). Sex remained a significant factor for overdose mortality for all drug categories, after adjustment for the jurisdiction-level sex-specific rate of misuse of the relevant drugs, and for demographic variables (distribution of major ethnic-cultural groups and median household net worth) (see eTable 4, and Figure 5).

Similar multiple linear regressions were then conducted, after stratification into 10-year age bins. For all drug categories and age bins, sex remained a significant factor in overdose mortality rates after adjustment. Of note, that included the 55-64 age bin (see eTable 5 and Figure 5).

238 **Supplementary analysis of overdose mortality caused by *both* synthetic opioids and**  
239 **psychostimulants:** In a follow-up analysis, we examined overdose mortality caused by a commonly reported  
240 pattern of polydrug use: combining synthetic opioids and psychostimulants (i.e., ICD-10 codes T40.4 and  
241 T43.6 reported together as multiple causes of mortality).<sup>3, 57, 58</sup> This outcome generally followed a similar profile  
242 across the lifespan, with males having greater mortality rates than females (eFigure 1, eTable 6 and eTable 7).

## 243

## 244 Discussion

245 This was a nationally representative state- and age- specific examination of differences between males  
246 and females in overdose mortality due to opioid and stimulant drugs, for 2020-2021. The study showed that for  
247 these drug categories, across the lifespan, after controlling for sex-specific levels of past-year drug misuse and  
248 for major demographic factors, males died from overdoses at an approximately 2-3 greater rate than females.  
249 Studies from several other industrialized countries do show greater drug-induced mortality for males versus  
250 females<sup>59, 60</sup>. However, to the best of our knowledge, recent comparative data for these different drugs,  
251 stratified by age, are not published for a broad set of countries.

252 For synthetic opioids, the effect of sex on overdose mortality survived adjustment in all 10-year age  
253 bins (overall range 15-74 years). For the other drug categories under study (heroin, psychostimulants and  
254 cocaine), this effect of sex survived adjustment in age bins in the 25-64 age range. Therefore, for all the drugs  
255 studied here, greater overdose mortality rates were observed in males versus females in the 55-64 age bin,  
256 considered to be in the post-menopausal range for the population.<sup>61</sup>

257 The robustness of the overall sex difference in overdose mortality, even after controlling for different  
258 propensity to misuse, and across state-level jurisdictions, shows that males in the US are reliably at greater  
259 risk of fatal overdose than females. Mechanistic explanations cannot be directly derived from these  
260 epidemiological data, but some processes can be accorded greater likelihood of accounting for most of the sex  
261 difference. Sex-specific biological vulnerability to the direct toxic effects of the drugs, for example, cannot be

262 ruled out. However, this sex-specific vulnerability would have to be shared across mu-opioid agonists and  
263 stimulant drugs, whose toxic effects are highly distinct from each other, in terms of pharmacodynamic targets  
264 and pathophysiological mechanisms. Even within these major drug categories, the pharmacodynamics and  
265 pathophysiological effects of specific mu-opioid agonists such as fentanyl versus morphine derivatives such as  
266 heroin,<sup>29, 30</sup> and methamphetamine versus cocaine,<sup>62, 63</sup> are not identical.

267 There are sex differences in the propensity to development of substance-use disorders (SUDs), but  
268 they appear unlikely to account for the observed difference in mortality rates. Nation-level data from the 2021  
269 NSDUH<sup>64</sup> show that the overall male/female ratio in prevalence of any past-year SUD (all drugs combined)  
270 was 1.3 (9.8% of males versus 7.4% of females)—a considerably smaller sex difference than the one we  
271 observed in mortality rates. We noted earlier that other, more culture-bound differences between men and  
272 women could include differential propensity toward risky behaviors, above and beyond any risk inherent in  
273 misusing an opioid or stimulant—e.g., injecting alone,<sup>43, 44</sup> taking large doses, or using untrusted suppliers.

274 To explore the possibility that such a broader difference in risky behaviors underlies mortality, we  
275 undertook a follow-up analysis of the same CDC WONDER dataset for 2020-2021, for the broad category of  
276 “Transport Accidents” (ICD-10 codes: V01-V99, thus including decedent drivers, passengers and pedestrians).  
277 Using state-level data, the male/female ratio in fatalities due to transport accidents is similar in magnitude and  
278 consistency to the ratios observed above for overdose mortality (i.e., the mean male/female ratio for transport  
279 accidents was 2.68; 95%CI: 2.60-2.76, with a correlation for males and females in the same jurisdiction  
280 nearing unity; Spearman  $r=0.97$ ;  $p<0.0001$ ). One caveat is that these CDC data on transport accidents  
281 combine instances in which the decedent was or was not determined to be responsible for the event. A  
282 published study, however, suggests that men are 2-3 fold more likely than women to be responsible for motor  
283 collisions, and are not more likely to be passive victims of motor collisions.<sup>65</sup> This is consistent with recent  
284 nationally representative US data sets (e.g., from 2020) showing that male drivers who died as a result of  
285 traffic accidents had a greater likelihood of engaging in risky behaviors such as speeding, compared to female  
286 drivers<sup>66</sup>. We suspect that this type of sex difference is a valuable starting point for the exploration of both a

287 major mechanism and a modifiable risk factor in overdose deaths, but this explanation does not exclude  
288 important roles for other biological, behavioral or social factors.

289 **Limitations:** We focused on drug categories that greatly contribute to overdose deaths in the US at this time<sup>3</sup>,  
290 <sup>4, 67</sup>, but there is a need for similar examination of sex differences in overdose death from prescription opioids,  
291 benzodiazepines and alcohol.<sup>6, 68</sup> Also, we cannot fully exclude the possibility that some of the sex differences  
292 in overdose mortality or misuse are due to reporting biases.<sup>69, 70</sup> In addition, state- and sex- level data on drug  
293 misuse from NSDUH for years after 2019 are not are not currently publicly available. Also, it should be noted  
294 that the opioid misuse data in NSDUH (item OPINMYR) can encompass other compounds, in addition to  
295 synthetic opioids and heroin.

296 **Conclusions:** We performed a state-level analysis of recent nationally representative data, and found that  
297 males, compared to females, have a significantly greater rate of overdose mortality from synthetic opioids,  
298 heroin, and stimulant drugs such as methamphetamine and cocaine. An important finding in our study is that  
299 greater mortality in males was evident even after controlling for levels of misuse. These sex differences were  
300 observed across the lifespan (e.g., in the range of 25-64 years of age), and were stable across states that have  
301 broad range of environmental variables. Overall, these findings underscore that sex differences are important  
302 targets for investigation at multiple biological and behavioral levels, potentially leading to optimized prevention  
303 and intervention approaches to mitigate the risk of overdose mortality, at different stages across the lifespan.

304 **Author Contributions:** All authors contributed to the writing and editing process, including text and data  
305 analysis quality, and approved submission of the manuscript. All authors agree to be accountable for all  
306 aspects of the manuscript, including accuracy and integrity, and investigation and resolution of any potential  
307 discrepancies.

308 **Data Availability Statement:** This study used publicly available de-identified information, data sources are  
309 described in the Methods section.

310 **Funding:** This work was supported by NIDA U01DA053625 (ERB), NIDA 1RO1DA048301-01A1 (RZG) and  
311 NIDA 1RO1DA049547 (NAK), and by Intramural Research Program funds of NIDA (YS and DHE).

312 **Competing Interests:** The authors have nothing to disclose.

313

314

## References

1. Brown KG, Chen CY, Dong D, Lake KJ, Butelman ER. Has the United States Reached a Plateau in Overdoses Caused by Synthetic Opioids After the Onset of the COVID-19 Pandemic? Examination of Centers for Disease Control and Prevention Data to November 2021. *Frontiers in psychiatry*. 2022; <https://www.frontiersin.org/articles/10.3389/fpsyt.2022.947603/full>
2. Mattson CL, Tanz LJ, Quinn K, Kariisa M, Patel P, Davis NL. Trends and Geographic Patterns in Drug and Synthetic Opioid Overdose Deaths — United States, 2013–2019. *MMWR Morbidity and mortality weekly report*. 2021;70:202-207. doi:<http://dx.doi.org/10.15585/mmwr.mm7006a4>
3. Kariisa M, Seth P, Scholl L, Wilson N, Davis NL. Trends in drug overdose deaths involving cocaine and psychostimulants with abuse potential among racial and ethnic groups – United States, 2004–2019. *Drug Alc Depend*. 2021/08/28/ 2021:109001. doi:<https://doi.org/10.1016/j.drugalcdep.2021.109001>
4. Han B, Einstein EB, Jones CM, Cotto J, Compton WM, Volkow ND. Racial and Ethnic Disparities in Drug Overdose Deaths in the US During the COVID-19 Pandemic. *JAMA Netw Open*. Sep 1 2022;5(9):e2232314. doi:10.1001/jamanetworkopen.2022.32314
5. Glicksberg L, Dempsey SK, Casey BK. Heroin and fentanyl in Dallas County: A 5-year retrospective review of toxicological, seized drug, and demographical data. *J Forensic Sci*. Oct 27 2022;DOI: 10.1111/1556-4029.15155doi:10.1111/1556-4029.15155
6. Wilson N, Kariisa M, Seth P, Smith Ht, Davis NL. Drug and Opioid-Involved Overdose Deaths - United States, 2017-2018. *MMWR Morbidity and mortality weekly report*. Mar 20 2020;69(11):290-297. doi:10.15585/mmwr.mm6911a4
7. Krawczyk N, Rivera BD, Basaraba C, et al. COVID-19 complications among patients with opioid use disorder: a retrospective cohort study across five major NYC hospital systems. *Addiction (Abingdon, England)*. Dec 2 2022;doi:10.1111/add.16105
8. Kilmer B, Pardo B, Pujol TA, Caulkins JP. Rapid changes in illegally manufactured fentanyl products and prices in the United States. *Addiction (Abingdon, England)*. May 11 2022;DOI: 10.1111/add.15942 doi:10.1111/add.15942
9. Palamar JJ, Cottler LB, Goldberger BA, et al. Trends in characteristics of fentanyl-related poisonings in the United States, 2015-2021. *The American journal of drug and alcohol abuse*. 2022:1-10. doi:10.1080/00952990.2022.2081923
10. Anker JJ, Carroll ME. Females are more vulnerable to drug abuse than males: evidence from preclinical studies and the role of ovarian hormones. *Current topics in behavioral neurosciences*. 2011;8:73-96. doi:10.1007/7854\_2010\_93



- 358 11. Nicolas C, Zlebnik NE, Farokhnia M, Leggio L, Ikemoto S, Shaham Y. Sex Differences in Opioid and  
359 Psychostimulant Craving and Relapse: A Critical Review. *Pharmacological reviews*. 2022;74(1):119-140.  
360 doi:10.1124/pharmrev.121.000367
- 361  
362 12. Hernandez-Avila CA, Rounsaville BJ, Kranzler HR. Opioid-, cannabis- and alcohol-dependent women  
363 show more rapid progression to substance abuse treatment. *Drug Alcohol Depend*. Jun 11 2004;74(3):265-72.
- 364  
365 13. Kosten TA, Gawin FH, Kosten TR, Rounsaville BJ. Gender differences in cocaine use and treatment  
366 response. *J Subst Abuse Treat*. Jan-Feb 1993;10(1):63-6. doi:0740-5472(93)90100-G [pii]
- 367  
368 14. Anglin MD, Hser YI, McGlothlin WH. Sex differences in addict careers. 2. Becoming addicted. *The*  
369 *American journal of drug and alcohol abuse*. 1987;13(1-2):59-71.
- 370  
371 15. McCance-Katz EF, Carroll KM, Rounsaville BJ. Gender differences in treatment-seeking cocaine  
372 abusers--implications for treatment and prognosis. *Am J Addict*. Fall 1999;8(4):300-11.
- 373  
374 16. Butelman ER, Chen CY, Conybeare RA, et al. Are trait impulsivity and exposure to cannabis or alcohol  
375 associated with the age of trajectory of cocaine use? A gender-specific dimensional analysis in humans with  
376 cocaine dependence diagnosis. *Experimental and clinical psychopharmacology*. 2019;10.1037/pha0000314.  
377 doi:10.1037/pha0000314
- 378  
379 17. Stoltman JJ, Woodcock EA, Lister JJ, Greenwald MK, Lundahl LH. Exploration of the telescoping effect  
380 among not-in-treatment, intensive heroin-using research volunteers. *Drug Alcohol Depend*. Mar 1  
381 2015;148:217-20. doi:10.1016/j.drugalcdep.2015.01.010
- 382  
383 18. Woodcock EA, Lundahl LH, Stoltman JJ, Greenwald MK. Progression to regular heroin use:  
384 examination of patterns, predictors, and consequences. *Addictive behaviors*. Jun 2015;45:287-93.  
385 doi:10.1016/j.addbeh.2015.02.014
- 386  
387 19. Butelman ER, Chen CY, Brown KG, Kreek MJ. Escalation of drug use in persons dually diagnosed with  
388 opioid and cocaine dependence: Gender comparison and dimensional predictors. *Drug Alcohol Depend*. Oct  
389 22 2019;205:107657. doi:10.1016/j.drugalcdep.2019.107657
- 390  
391 20. Lynch A, Arndt S, Acion L. Late- and Typical-Onset Heroin Use Among Older Adults Seeking  
392 Treatment for Opioid Use Disorder. *The American Journal of Geriatric Psychiatry*. 2021/05/01/ 2021;29(5):417-  
393 425. doi:<https://doi.org/10.1016/j.jagp.2020.12.005>
- 394  
395 21. Hansen JL, Heilig M, Kalso E, et al. Problematic opioid use among osteoarthritis patients with chronic  
396 post-operative pain after joint replacement: analyses from the BISCUIITS study. *Scandinavian journal of pain*.  
397 Feb 20 2023;doi:10.1515/sjpain-2022-0137
- 398  
399 22. Huhn AS, Strain EC, Tompkins DA, Dunn KE. A hidden aspect of the U.S. opioid crisis: Rise in first-  
400 time treatment admissions for older adults with opioid use disorder. *Drug Alcohol Depend*. Dec 1  
401 2018;193:142-147. doi:10.1016/j.drugalcdep.2018.10.002

- 402  
403 23. Kariisa M, Davis NL, Kumar M, et al. Vital Signs: Drug Overdose Deaths, by Selected  
404 Sociodemographic and Social Determinants of Health Characteristics — 25 States and the District of  
405 Columbia, 2019–2020. <https://www.cdc.gov/mmwr/volumes/71/wr/mm7129e2.htm>
- 406  
407 24. D.E.A. *DRUG ENFORCEMENT ADMINISTRATION 2020 NATIONAL DRUG THREAT ASSESSMENT*.  
408 2021. [https://www.dea.gov/sites/default/files/2021-02/DIR-008-](https://www.dea.gov/sites/default/files/2021-02/DIR-008-21%202020%20National%20Drug%20Threat%20Assessment_WEB.pdf)  
409 [21%202020%20National%20Drug%20Threat%20Assessment\\_WEB.pdf](https://www.dea.gov/sites/default/files/2021-02/DIR-008-21%202020%20National%20Drug%20Threat%20Assessment_WEB.pdf)
- 410  
411 25. Badiani A, Belin D, Epstein D, Calu D, Shaham Y. Opiate versus psychostimulant addiction: the  
412 differences do matter. *Nature reviews Neuroscience*. Oct 5 2011;12(11):685-700. doi:10.1038/nrn3104
- 413  
414 26. Baldo BA, Rose MA. Mechanisms of opioid-induced respiratory depression. *Archives of Toxicology*.  
415 2022/04/26 2022;doi:10.1007/s00204-022-03300-7
- 416  
417 27. Liu S, Kim DI, Oh TG, et al. Neural basis of opioid-induced respiratory depression and its rescue. *Proc*  
418 *Natl Acad Sci USA*. Jun 8 2021;118(23):e2022134118. doi:10.1073/pnas.2022134118
- 419  
420 28. Britch SC, Walsh SL. Treatment of opioid overdose: current approaches and recent advances.  
421 *Psychopharmacology*. Apr 7 2022;239:2063-81. doi:10.1007/s00213-022-06125-5
- 422  
423 29. Kelly E, Sutcliffe K, Cavallo D, Ramos-Gonzalez N, Alhosan N, Henderson G. The anomalous  
424 pharmacology of fentanyl. *British journal of pharmacology*. May 24 2021;doi:  
425 10.1111/bph.15573doi:10.1111/bph.15573
- 426  
427 30. Torralva PR, Janowsky A. Noradrenergic Mechanisms in Fentanyl-Mediated Rapid Death Explain  
428 Failure of Naloxone in the Opioid Crisis. *The Journal of pharmacology and experimental therapeutics*. Sep 6  
429 2019;DOI: 10.1124/jpet.119.258566doi:10.1124/jpet.119.258566
- 430  
431 31. Roy S, Bruehl S, Feng X, et al. Developing a risk stratification tool for predicting opioid-related  
432 respiratory depression after non-cardiac surgery: a retrospective study. *BMJ open*. Sep 5 2022;12(9):e064089.  
433 doi:10.1136/bmjopen-2022-064089
- 434  
435 32. Khanna AK, Bergese SD, Jungquist CR, et al. Prediction of Opioid-Induced Respiratory Depression on  
436 Inpatient Wards Using Continuous Capnography and Oximetry: An International Prospective, Observational  
437 Trial. *Anesthesia and analgesia*. Oct 2020;131(4):1012-1024. doi:10.1213/ane.0000000000004788
- 438  
439 33. Garrett J, Vanston A, Ogola G, et al. Predicting opioid-induced oversedation in hospitalised patients: a  
440 multicentre observational study. *BMJ open*. Nov 24 2021;11(11):e051663. doi:10.1136/bmjopen-2021-051663
- 441  
442 34. Dahan A, Sarton E, Teppema L, Olievier C. Sex-related differences in the influence of morphine on  
443 ventilatory control in humans. *Anesthesiology*. Apr 1998;88(4):903-13. doi:10.1097/0000542-199804000-  
444 00009

- 445  
446 35. Bachi K, Mani V, Jeyachandran D, Fayad ZA, Goldstein RZ, Alia-Klein N. Vascular disease in cocaine  
447 addiction. *Atherosclerosis*. Jul 2017;262:154-162. doi:10.1016/j.atherosclerosis.2017.03.019
- 448  
449 36. Jayanthi S, Daiwile AP, Cadet JL. Neurotoxicity of methamphetamine: Main effects and mechanisms.  
450 *Experimental neurology*. 2021/10/01/ 2021;344:113795. doi:<https://doi.org/10.1016/j.expneurol.2021.113795>
- 451  
452 37. Lukas SE, Sholar M, Lundahl LH, et al. Sex differences in plasma cocaine levels and subjective effects  
453 after acute cocaine administration in human volunteers. *Psychopharmacology*. 1996/06/01 1996;125(4):346-  
454 354. doi:10.1007/BF02246017
- 455  
456 38. Evans SM, Haney M, Fischman MW, Foltin RW. Limited sex differences in response to "binge" smoked  
457 cocaine use in humans. *Neuropsychopharmacol*. Sep 1999;21(3):445-54. doi:10.1016/s0893-133x(98)00120-1
- 458  
459 39. Singha AK, McCance-Katz EF, Petrakis I, Kosten TR, Oliveto A. Sex Differences in Self-Reported and  
460 Physiological Response to Oral Cocaine and Placebo in Humans. *The American journal of drug and alcohol*  
461 *abuse*. 2000/01/01 2000;26(4):643-657. doi:10.1081/ADA-100101900
- 462  
463 40. Kosten TR, Kosten TA, McDougale CJ, et al. Gender differences in response to intranasal cocaine  
464 administration to humans. *Biological psychiatry*. Jan 15 1996;39(2):147-8. doi:10.1016/0006-3223(95)00386-x
- 465  
466 41. Luthar SS, Gushing G, Rounsaville BJ. Gender differences among opioid abusers: Pathways to  
467 disorder and profiles of psychopathology. *Drug Alc Depend*. 1996/12/11/ 1996;43(3):179-189.  
468 doi:[https://doi.org/10.1016/S0376-8716\(96\)01310-5](https://doi.org/10.1016/S0376-8716(96)01310-5)
- 469  
470 42. Bagley SM, Gai MJ, Earlywine JJ, Schoenberger SF, Hadland SE, Barocas JA. Incidence and  
471 Characteristics of Nonfatal Opioid Overdose Among Youths Aged 11 to 24 Years by Sex. *JAMA Netw Open*.  
472 Dec 1 2020;3(12):e2030201. doi:10.1001/jamanetworkopen.2020.30201
- 473  
474 43. Norton A, Hayashi K, Johnson C, Choi J, Milloy MJ, Kerr T. Injecting drugs alone during an overdose  
475 crisis in Vancouver, Canada. *Harm reduction journal*. 2022/11/17 2022;19(1):125. doi:10.1186/s12954-022-  
476 00701-w
- 477  
478 44. Ho JY. Cycles of Gender Convergence and Divergence in Drug Overdose Mortality. *Popul Dev Rev*.  
479 Sep 2020;46(3):443-470. doi:10.1111/padr.12336
- 480  
481 45. Kaplovitch E, Gomes T, Camacho X, Dhalla IA, Mamdani MM, Juurlink DN. Sex Differences in Dose  
482 Escalation and Overdose Death during Chronic Opioid Therapy: A Population-Based Cohort Study. *PloS one*.  
483 2015;10(8):e0134550. doi:10.1371/journal.pone.0134550
- 484  
485 46. Serdarevic M, Striley CW, Gurka KK, Leeman RF, Cottler LB. Sex differences in prescription opioid use  
486 patterns assessed through a community engagement program in Florida. *Drug Alc Depend*. 2019/11/01/  
487 2019;204:107568. doi:<https://doi.org/10.1016/j.drugalcdep.2019.107568>

- 488  
489 47. Hser YI, Anglin MD, McGlothlin W. Sex differences in addict careers. 1. Initiation of use. *The American*  
490 *journal of drug and alcohol abuse*. 1987;13(1-2):33-57.
- 491  
492 48. Goetz TG, Becker JB, Mazure CM. Women, opioid use and addiction. *FASEB journal : official*  
493 *publication of the Federation of American Societies for Experimental Biology*. Feb 2021;35(2):e21303.  
494 doi:10.1096/fj.202002125R
- 495  
496 49. Antoine D, Heffernan S, Chaudhry A, King V, Strain EC. Age and gender considerations for technology-  
497 assisted delivery of therapy for substance use disorder treatment: A patient survey of access to electronic  
498 devices. *Addictive disorders & their treatment*. Dec 2016;15(4):149-156. doi:10.1097/adt.0000000000000088
- 499  
500 50. Shover CL, Falasinnu TO, Dwyer CL, et al. Steep increases in fentanyl-related mortality west of the  
501 Mississippi River: Recent evidence from county and state surveillance. *Drug Alcohol Depend*. Nov 1  
502 2020;216:108314. doi:10.1016/j.drugalcdep.2020.108314
- 503  
504 51. Tabatabai M, Cooper RL, Wilus DM, et al. The Effect of Naloxone Access Laws on Fatal Synthetic  
505 Opioid Overdose Fatality Rates. *J Prim Care Community Health*. Jan-Dec 2023;DOI:  
506 10.1177/21501319221147246doi:10.1177/21501319221147246
- 507  
508 52. Kerridge BT, Chou SP, Pickering RP, et al. Changes in the prevalence and correlates of cocaine use  
509 and cocaine use disorder in the United States, 2001–2002 and 2012–2013. *Addictive behaviors*. 2019/03/01/  
510 2019;90:250-257. doi:https://doi.org/10.1016/j.addbeh.2018.11.005
- 511  
512 53. Kerridge BT, Saha TD, Chou SP, et al. Gender and nonmedical prescription opioid use and DSM-5  
513 nonmedical prescription opioid use disorder: Results from the National Epidemiologic Survey on Alcohol and  
514 Related Conditions - III. *Drug Alcohol Depend*. Nov 1 2015;156:47-56. doi:10.1016/j.drugalcdep.2015.08.026
- 515  
516 54. Skolnick P. Treatment of overdose in the synthetic opioid era. *Pharmacology & therapeutics*. Oct 9  
517 2021;108019. doi:10.1016/j.pharmthera.2021.108019
- 518  
519 55. Ahmad FB, Rossen LM, Sutton P. Provisional drug overdose death counts. National Center for Health  
520 Statistics. Centers for Disease Control. <https://www.cdc.gov/nchs/nvss/vsrr/drug-overdose-data.htm>
- 521  
522 56. Clayton JA, Tannenbaum C. Reporting Sex, Gender, or Both in Clinical Research? *Jama*.  
523 2016;316(18):1863-1864. doi:10.1001/jama.2016.16405
- 524  
525 57. Hedegaard H, Miniño AM, Warner M. Co-involvement of opioids in drug overdose deaths involving  
526 cocaine and psychostimulants; <https://doi.org/10.15620/cdc:103966>.
- 527  
528 58. Ciccarone D. The rise of illicit fentanyl, stimulants and the fourth wave of the opioid overdose crisis.  
529 *Current opinion in psychiatry*. Jul 1 2021;34(4):344-350. doi:10.1097/ycp.0000000000000717
- 530

- 531 59. Tweed EJ, Miller RG, Schofield J, Barnsdale L, Matheson C. Why are drug-related deaths among  
532 women increasing in Scotland? A mixed-methods analysis of possible explanations. *Drugs (Abingdon Engl)*.  
533 Jan 2 2022;29(1):62-75. doi:10.1080/09687637.2020.1856786
- 534  
535 60. Mathers BM, Degenhardt L, Bucello C, Lemon J, Wiessing L, Hickman M. Mortality among people who  
536 inject drugs: a systematic review and meta-analysis. *Bull World Health Organ*. Feb 1 2013;91(2):102-23.  
537 doi:10.2471/blt.12.108282
- 538  
539 61. Gold EB. The timing of the age at which natural menopause occurs. *Obstet Gynecol Clin North Am*.  
540 Sep 2011;38(3):425-40. doi:10.1016/j.ogc.2011.05.002
- 541  
542 62. Dietrich JB. Alteration of blood-brain barrier function by methamphetamine and cocaine. *Cell and tissue*  
543 *research*. 2009/06/01 2009;336(3):385-392. doi:10.1007/s00441-009-0777-y
- 544  
545 63. Kohno M, Link J, Dennis LE, et al. Neuroinflammation in addiction: A review of neuroimaging studies  
546 and potential immunotherapies. *Pharmacology Biochemistry and Behavior*. 2019/04/01/ 2019;179:34-42.  
547 doi:<https://doi.org/10.1016/j.pbb.2019.01.007>
- 548  
549 64. S.A.M.H.S.A. Key Substance use and mental health indicators in the United States: Results from the  
550 2021 National Survey on Drug Use and Health.  
551 <https://www.samhsa.gov/data/sites/default/files/reports/rpt39443/2021NSDUHFFRRev010323.pdf>
- 552  
553 65. Ferreira AI, Martinez LF, Guisande MA. Risky behavior, personality traits and road accidents among  
554 university students. *European Journal of Education and Psychology*. 2009;2:79-98. doi:10.30552/ejep.v2i2.23
- 555  
556 66. IIHS. Fatality Facts 2020: Males and females. 2023. [https://www.iihs.org/topics/fatality-](https://www.iihs.org/topics/fatality-statistics/detail/males-and-females#yearly-snapshot)  
557 [statistics/detail/males-and-females#yearly-snapshot](https://www.iihs.org/topics/fatality-statistics/detail/males-and-females#yearly-snapshot)
- 558  
559 67. Daiwile AP, Jayanthi S, Cadet JL. Sex differences in methamphetamine use disorder perused from pre-  
560 clinical and clinical studies: Potential therapeutic impacts. *Neuroscience and biobehavioral reviews*. Jun  
561 2022;137:104674. doi:10.1016/j.neubiorev.2022.104674
- 562  
563 68. O'Donnell J, Tanz LJ, Gladden RM, Davis NL, Bitting J. Trends in and Characteristics of Drug  
564 Overdose Deaths Involving Illicitly Manufactured Fentanyl — United States, 2019–2020  
565 <https://www.cdc.gov/mmwr/volumes/70/wr/mm7050e3.htm>
- 566  
567 69. Shai D. Problems of accuracy in official statistics on drug-related deaths. Article. *International Journal*  
568 *of the Addictions*. 1994;29(14):1801-1811.
- 569  
570 70. Thompson K, Barocas JA, Delcher C, et al. The prevalence of opioid use disorder in Kentucky's  
571 counties: A two-year multi-sample capture-recapture analysis. *Drug Alc Depend*. 2023/01/01/  
572 2023;242:109710. doi:<https://doi.org/10.1016/j.drugalcdep.2022.109710>
- 573

574 **Figure Legends**

575

576 **Figure 1:** Upper panel: Past-year misuse of any opioid (upper panel) in males and females, all ages combined.  
577 Lower panels: Overdose mortality due to synthetic opioids and heroin in males and females; all ages  
578 combined. For all panels, each symbol (open circles) is one jurisdiction. Note different axis ranges in the  
579 panels. Spearman correlations for males and females in each jurisdiction are included. The red line indicates  
580 the best-fit simple linear regression (not shown in the upper panel, as the 95%CI of the slope overlapped with  
581 0). The dashed black line indicates identity.

582

583 **Figure 2:** Upper panels: Past-year misuse of psychostimulants and cocaine in males and females, all ages  
584 combined. Lower panels: Overdose, mortality due to synthetic opioids and heroin in males and females; all  
585 ages combined. For all panels, each symbol (open circles) is one jurisdiction. Note different axis ranges in the  
586 panels. Spearman correlations for males and females in each jurisdiction are included. The red line indicates  
587 the best-fit simple linear regression. The dashed black line indicates identity.

588

589 **Figure 3:** Male/Female ratios for past-year misuse of relevant substances and for overdose mortality (shown in  
590 logarithmic axis). Data were analyzed with Wilcoxon's tests, followed by Bonferroni analysis where appropriate  
591 (i.e., based on opioid misuse data being used both in synthetic opioid and heroin panels). P-values are shown  
592 as \*\*\*\* (p=0.0001) and \*\*\* (p=0.001). Jurisdictions with missing data were excluded from the analysis.

596

597 **Figure 4:** Overdose mortality in males and females, for consecutive 10-year age bins. Note the different Y-axis  
598 ranges in the different panels. Means and 95%CI are calculated across 51 jurisdictions. Log –transformed  
599 overdose data were analyzed with univariate mixed-effects effects ANOVAs (sex x age bin). Bonferroni post-  
600 hoc tests for sex at each age bin are shown with black brackets (\* is  $p < 0.05$ ; \*\*\*\* is  $p < 0.0001$ ). The label “excl.”  
601 indicates that the age bin was excluded from ANOVA analysis due to insufficient available data (see Methods  
602 and eTable 2). Full ANOVA table is present in the Supplement (eTable 3)

603

604 **Figure 5:**  $\beta$ (beta)-parameter for sex as a factor in overdose mortality, from multiple linear regressions. The  
605 outcome was log-transformed overdose mortality per 100,000 population. The data were adjusted for  
606 jurisdiction-specific levels of misuse in males and females, and for three demographic variables (%White,  
607 %African American, and household assets). Full regression data are presented in the Supplement (eTable 4,  
608 eTable 5).

609

610

611

**Figure 1: Opioid misuse and overdose mortality**

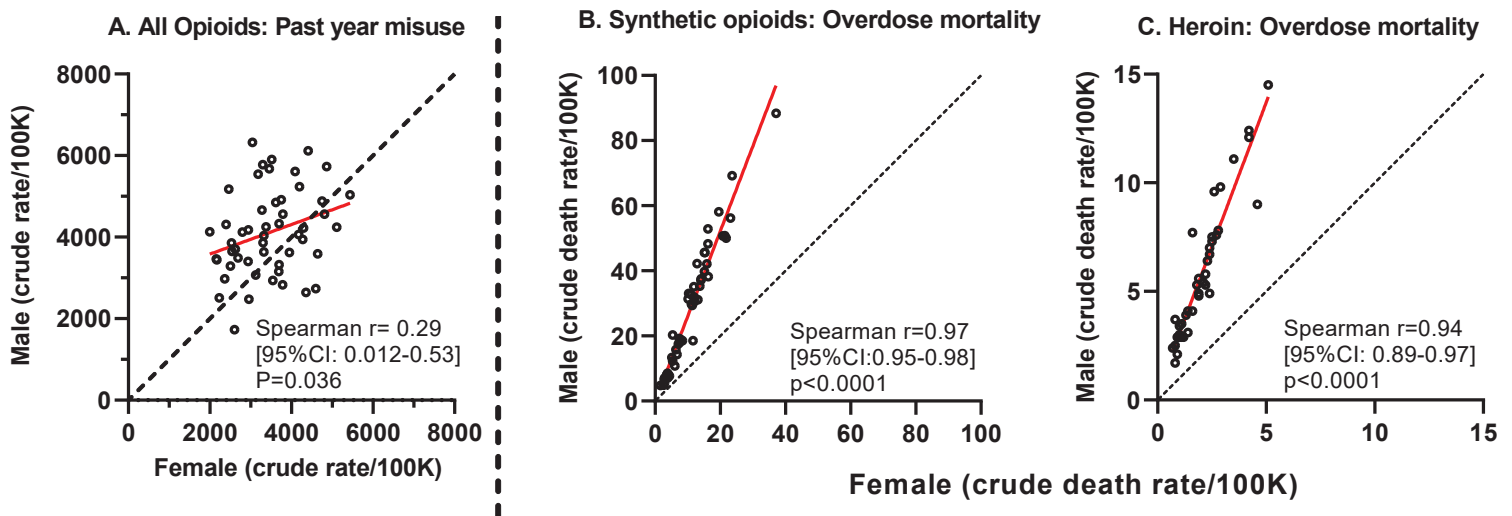
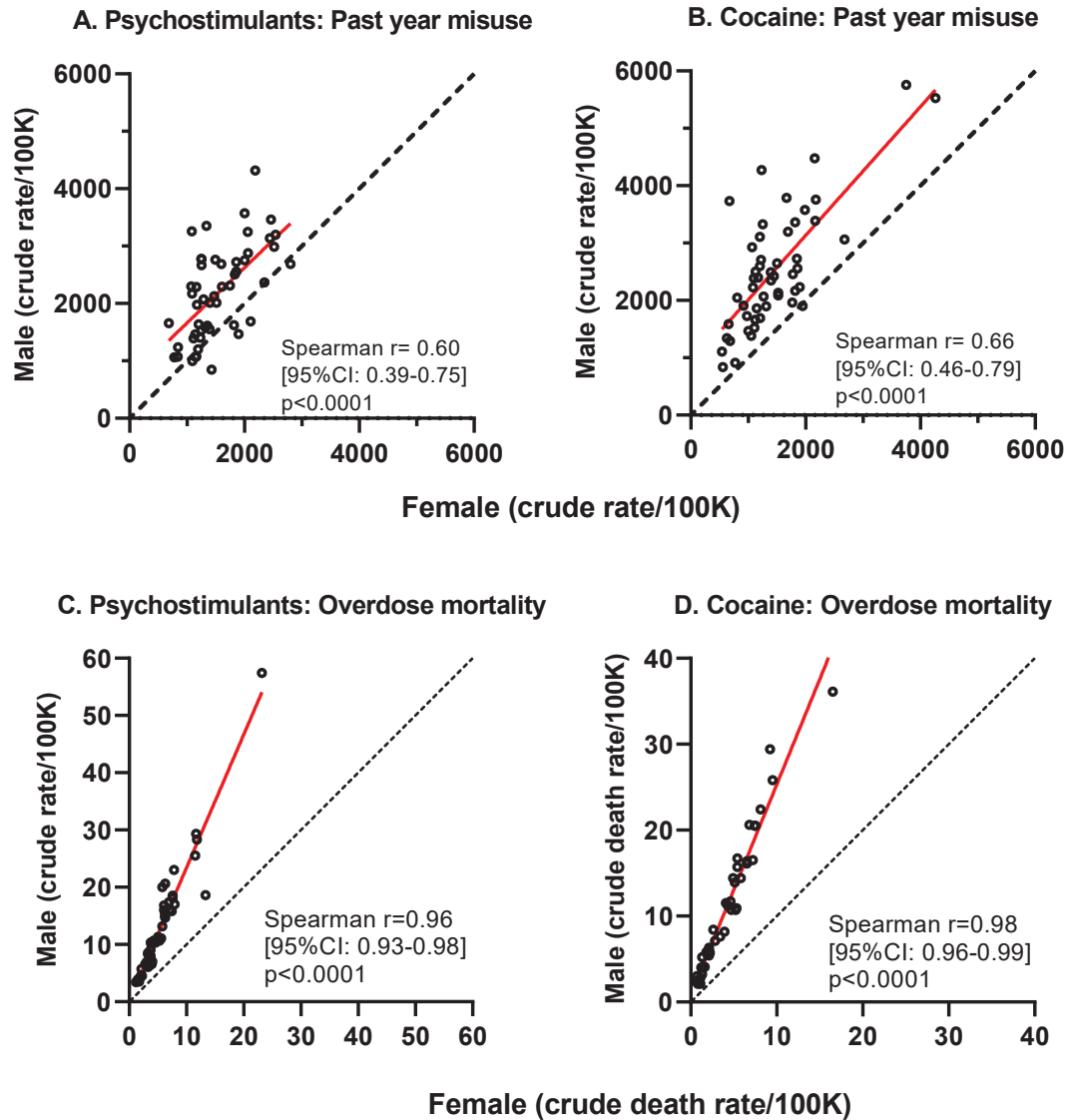




Figure 2: Psychostimulant and cocaine misuse and overdose mortality



**Figure 3: Male/Female ratios for misuse versus overdose mortality**

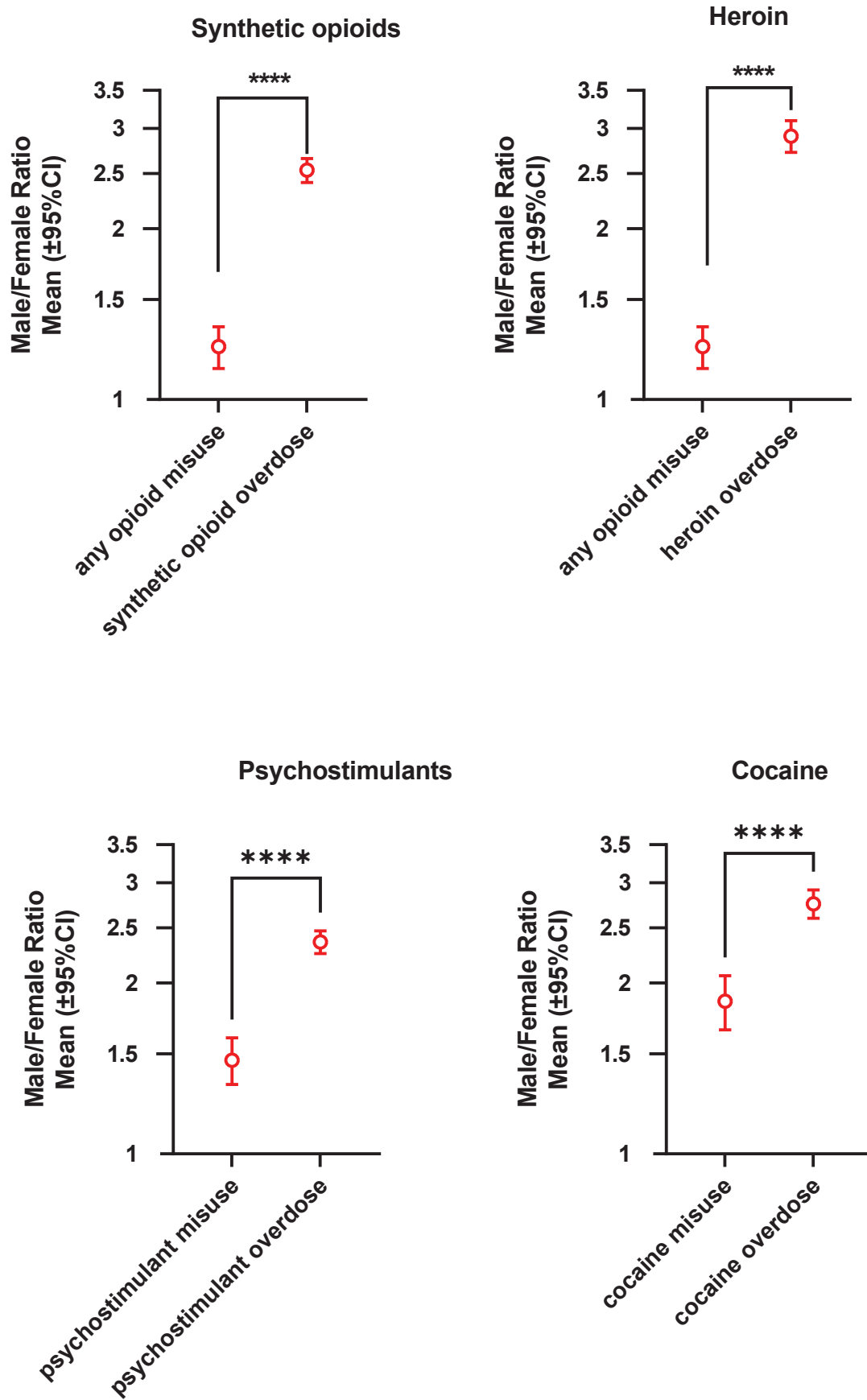
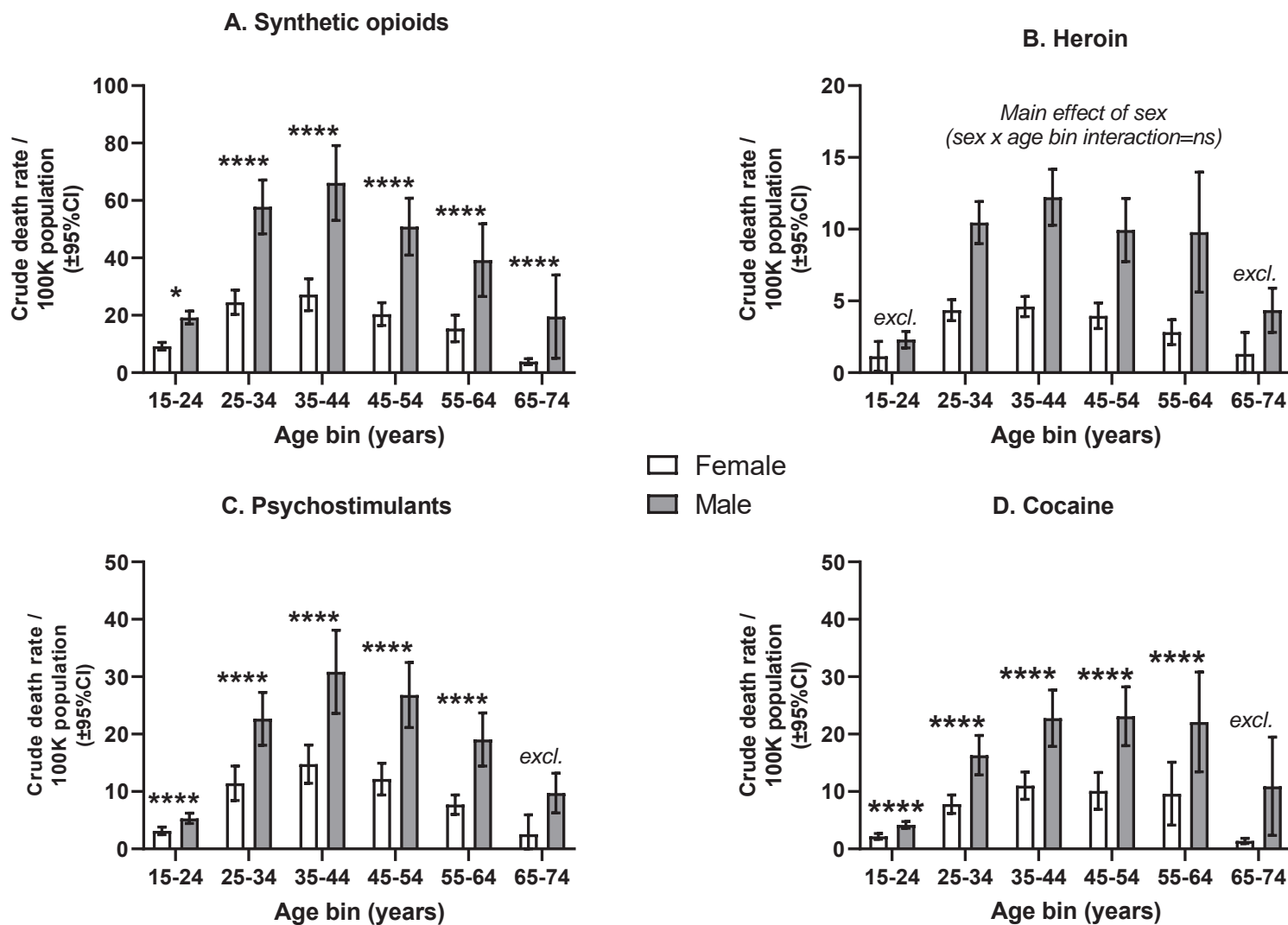


Figure 4. Summary of overdose death rates for different drug categories across the lifespan



**Figure 5: Sex as a factor in overdose mortality after adjustment for levels of drug misuse and demographic variables**

