

Revised version, 11Jan2023. MChu

RESEARCH ARTICLE

TITLE: Specimen sharing for epidemic preparedness: building a local-to-global virtual biorepository framework

Key words: virtual biorepository system, framework for specimen access, diagnostics, research, preparedness, governance, global public goods

Authors:

Judith Giri^{1&}, Laura Pezzi^{2^}, Rodrigo Cachay^{3^}, Rosa Margarita Gélvez Ramirez^{4^}, Adirana Tami^{#5^}, Sarah Bethencourt^{6^}, Anylea Lozano^{7^}, Julia Poje^{1^}, Thomas Jaenisch^{1&}, May Chu^{1&*}

¹Center for Global Health, Colorado School of Public Health, Anschutz Medical Center, Aurora, Colorado, USA

judith.giri@outlook.com, thomas.jaenisch@cuanschutz.edu, may.chu@cuanschutz.edu

² Unité des Virus Émergents (UVE: Aix-Marseille Univ-IRD 190-Inserm 1207), Marseille, France. laura.pezzi@univ-amu.fr

³ Instituto de Medicina Tropical Alexander von Humboldt, Universidad Peruana Cayetano Heredia, Av. Honorio Delgado 430, San Martín de Porres | Lima, Perú rodrigo.cachay.f@upch.pe

⁴Centro de Atención y Diagnóstico de Enfermedades Infecciosas-CDI, Fundación INFOVIDA, Bucaramanga, Colombia. margarita.gelvez@hotmail.com

[#]Current Address: Department of Medical Microbiology & Infection Prevention, University Medical Center Groningen, Netherlands. a.tami@umcg.nl

⁵Facultad de Ciencias de la Salud, Departamento de Parasitología, Universidad de Carabobo, Valencia, Carabobo, Venezuela

Revised version,11Jan2023. MChu

⁶ Departamento de Estudios Clínicos-Department of clinical studies, Venezuela.

tatybethen@gmail.com

⁷Centro de Investigaciones Epidemiológicas, Universidad Industrial de Santander.

Bucaramanga, Colombia. anyelalozano814@gmail.com

*Corresponding author

Email: may.chu@cuanschultz.edu (MC)

&These authors contributed equally to this work.

^These authors also contributed equally to this work.

Revised version,11Jan2023. MChu

1 **Abstract**

2 We present a framework for a federated, virtual biorepository system (VBS) with locally
3 collected and maintained specimens, based on a 'global goods' model and principles of
4 equitable access and benefit sharing. The VBS is intended to facilitate timely access to
5 biological specimens and associated data for outbreak-prone infectious diseases to
6 accelerate the development and evaluation of diagnostics, assess vaccine efficacy, and to
7 support surveillance and research needs. The VBS is aimed to be aligned with the WHO
8 BioHub and other specimen sharing efforts as a force multiplier to meet the needs of
9 strengthening global tools for countering epidemics. The purpose of our research is to lay
10 the basis of the collaboration, management and principles of equitable sharing focused on
11 low- and middle-income country partners. Here we report on surveys and interviews
12 undertaken with biorepository-interested parties to better understand needs and barriers for
13 specimen access and share examples from the ZIKAlliance partnership on the governance
14 and operations of locally organized biorepositories.

Revised version,11Jan2023. MChu

Introduction

15 The continuing and evolving emerging epidemics - Ebola, Zika and COVID-19 to name only
16 a few - highlight the need for timely, transparent and efficient access to quality, annotated
17 specimens to drive research, development of new diagnostics and treatments, disease
18 surveillance, and to measure vaccine efficacy on a global scale. Accessing quality
19 specimens has been largely driven by pathogen-specific needs and related research
20 interests, with little consideration to the broader sharing of those specimens or collections.
21 Trusted infrastructure and specimen sharing mechanisms need to be in place to support the
22 needs of emergent outbreak responses. Without a supportive infrastructure, equitable and
23 ethical sharing of specimens can become complicated, with layers of barriers that lead to
24 prolonged and stressful processes, blunting the best intentions to quickly respond to public
25 health emergencies [1-6].

26 Biorepositories (biobanks) retain and collect specimens (samples) as a fundamental
27 resource for advancing research and serve as essential infrastructure for responsible and
28 ethical specimen management. Biorepositories are also rapidly evolving and gaining more
29 prominence in the data-driven health research arena [7-10]. Great strides have been made
30 from the hand labeled small collection in an investigator's freezer to the professionally
31 managed institutional facilities, with quality management systems based on best practices
32 [11] and accreditation standards- ISO 20387;20189(E) Biotechnology-Biobanking standards
33 (<https://www.iso.org/obp/ui/#iso:std:iso:20387:ed-1:v1:en>) supported by robust inventory
34 systems and associated clinical data. Most large-scale biorepositories have been established
35 to meet specimens needs for non-communicable diseases like cancer or genetic disorders
36 and, more recently, to benefit personalized medicine [9,11,12]. Large population-based
37 public health and clinical biorepositories have also been established such as the United
38 Kingdom Biobank (<https://www.ukbiobank.ac.uk/>), the National Health and Nutrition
39 Examination Survey (<https://www.cdc.gov/nchs/nhanes/biospecimens/biospecimens.htm>),
40 the National Cancer Institute (<https://www.cancer.gov/research/infrastructure>) as well as
41 biobank hubs such as the German Biobank Node [13]. The COVID-19 pandemic has led to a
42 proliferation of collections both in existing and COVID-19-centric biorepositories (PATH,

Revised version,11Jan2023. MChu

43 <https://www.path.org/programs/diagnostics/washington-covid-19-biorepository/> [14-16]. Yet,
44 despite the existence of these developments there is still room for additional collections as
45 these do not represent the diverse range of geography, ecozones, and demographics
46 needed to support emerging infectious disease research response efforts. The need for
47 broader specimen collections for (emerging) infectious diseases, representative of diverse
48 populations, especially from LMIC, remains an unmet need - and even given recent
49 investments during COVID-19, a transparent sharing system has not been fully realized
50 [5,6,14,17].

51 A major challenge remains the coordination of biorepositories and collections in different
52 geographic areas and overcoming obstacles for access. A few successful models such as
53 the Foundation for Innovative Diagnostics (FIND) DxConnect ([https://www.finddx.org/wp-](https://www.finddx.org/wp-content/uploads/2022/12/20211202_fac_specimen_bank_VF_EN.pdf)
54 [content/uploads/2022/12/20211202_fac_specimen_bank_VF_EN.pdf](https://www.finddx.org/wp-content/uploads/2022/12/20211202_fac_specimen_bank_VF_EN.pdf)) and the European
55 Viral Archive-Global provides a trusted broker role in accessing virus strains, molecular
56 targets, virus components and cell lines [2,18] and in this paper, the ZIKAlliance network of
57 local biorepositories all showing that there are communities of practice willing to share and
58 have needs to access timely, quality specimens.

59 A frequently invoked barrier is the benefit sharing requirement of the Convention for
60 Biological Diversity's Nagoya protocol (Protocol, [The Nagoya Protocol on Access and](https://www.cbd.int/nagoya)
61 [Benefit-sharing \(cbd.int\)](https://www.cbd.int/nagoya)). The Nagoya protocol mandates signatories to the Protocol to
62 comply with respective national requirements for benefits to be equitable and fairly shared if
63 materials from that country contributed to the development of products such as diagnostic
64 tests, vaccines, or therapeutics. National signatories have adopted differing interpretations of
65 the Protocol which has become potential barriers for access to specimens [19]. The full
66 impact and benefits enshrined in the Protocol remains a work in progress and is being
67 actively addressed by the WHO Biohub effort.

68 A serious challenge in sourcing specimens across countries and institutions is the inherent
69 heterogeneity of methods of collection, characterization and handling of specimens and data,
70 and the difficulty this poses for users regarding the quality and integrity of the specimens.
71 This is not surprising because maintenance of biorepositories is typically an unfunded
72 mandate for a clinic or laboratory. Without active efforts to standardize, it is not surprising

Revised version,11Jan2023. MChu

73 that infectious disease biorepositories are fragmented and pose challenges to the
74 stakeholder community trying to create access to specimens. Fortunately, we have been
75 aware of several functional efforts which can serve as models to guide our approaches for a
76 harmonized VBS framework.

77 The abundance of specimens during the COVID-19 pandemic, unlike previous situations in
78 outbreaks where competition for a limited number of specimens was the rule, provided a
79 good opportunity to examine existing gaps for specimen collection, their use, and sharing
80 mechanisms [1,5,16]. We identified that there are many untapped and interested sites that
81 could be contributors and users of specimens, but lack a holistic and more cohesive
82 approach to identify and tackle the barriers to receive the benefits of sharing. An approach,
83 centered on participation of low-and-middle income countries (LMIC), who often are at the
84 center of new public health threats or emerging zoonotic hot zones, could prove pivotal in
85 enabling LMIC to lead collecting and managing specimens for broader sharing [3,20,21].
86 Therefore, we sought to seek input from a broad group with interest in accessing/providing
87 specimens, especially for serological diagnostics, to examine how to best provide practical
88 solutions that take advantage of existing collections rather than investing in building large
89 new biorepository facilities. We initiated a series of workshops, and while heavily interrupted
90 by the emergence and spread of COVID-19, the pandemic also provided an opportunity to
91 engage many more who are interested in specimen sharing.

92 The efforts leading up to this manuscript were initiated at a workshop at ASTMH in 2019, co-
93 convened by Center for Global Health (CGH) at the Colorado School of Public Health and
94 FIND as an outcome of the 2016 Zika virus public health emergency. We have subsequently
95 organized virtual workshops hosted by the Global Health Network (TGHN;
96 <https://globalbiorepository.tghn.org/>) and initiated a survey and interviews with these goals in
97 mind: to identify the current barriers to specimens sharing and unmet needs of various
98 stakeholders; and initiate discussion about proposed distributed, locally-managed virtual
99 biorepository system (VBS) as a solution to meeting key challenges.

100 We based our questions in the survey and the interviews on a vision for a VBS characterized
101 by principles of equitable, transparent access to specimens for the 'global good', and at the
102 same time responding to the needs of diverse stakeholders. We focused on diseases caused

Revised version,11Jan2023. MChu

103 by pathogens with outbreak potential and placed emphasis on specimens for development of
104 diagnostics and research. In our survey and interviews we asked participants what their view
105 might be for a sustainable infrastructure focused at the LMIC level that provides benefits to
106 diverse specimen consumers and providers.

107 We intend to use a grassroots approach to developing a VBS that will support local
108 governance and stewardship of specimens. For that reason, we sought input from local
109 decision-making and governance structures in LMICs regarding the sharing of biological
110 material, incorporating longstanding collaborative relationships of the authors (e.g., within the
111 Reconciliation of Cohort Data for Infectious Diseases (ReCoDID), www.recodid.eu; and
112 ZIKAlliance consortia, <https://zikalliance.tghn.org/> and AEDES Network,
113 <https://www.redaedes.org/>). Since 2021, we have joined forces with the Center for Research
114 in Emerging Infectious Disease (CREID) Coordinating Center ([https://creid-](https://creid-network.org/coordinating-center)
115 [network.org/coordinating-center](https://creid-network.org/coordinating-center)) to guide the activities of the VBS.

116

117 **Methods**

118 **Participation and privacy policy**

119 Participants included in our workshops and survey demonstrate a broad representation of
120 individuals who had expressed interest in biorepository activities (either through contact with
121 our website hosted by the Global Health Network or from individuals who volunteered to join
122 the discussions on a personal interest basis. Participants were informed that they retained
123 the right to withdraw without penalty and the collected data would be de-identified and
124 reported in aggregate form following the research-ethics guidelines of the American
125 Psychological Society research-ethics guidelines ([https://www.apa.org/ethics-](https://www.apa.org/ethics/code/ethics-code-2017.pdf)
126 [code-2017.pdf](https://www.apa.org/ethics/code/ethics-code-2017.pdf)). The registered IRB protocol waiver is #23-0079 from the University of
127 Colorado-Anschutz.

128

129 **Consultative workshops and recruitment of participants**

Revised version,11Jan2023. MChu

130 Workshops were conducted to identify what the challenges and needs might be to build a
131 durable grassroots system to access specimens. Three workshops, in person (2019) and
132 online conferences (2020 and 2021) were convened to identify, evolve and fine-tune the
133 tasks for the VBS. Invitations were extended to those individuals and/or representatives of
134 agencies and entities who had joined previous biorepository activities, to those identified
135 through publications as well as those who had expressed interest through TGHN website.
136 The scope began by looking at the challenges encountered during the ZIKV epidemic in
137 South America and the Caribbean. Then the scope was extended to include discussion of
138 the COVID-19 pandemic and outbreak-prone diseases in the second and third workshops to
139 explore potential benefits on for both the sample contributor as well as the user or ‘client’
140 side.

141

142 **Survey on benefits in participating in a VBS**

143 A self-administered 10-question qualitative survey (Supporting Information, SI; Table 1) was
144 created on the SurveyMonkey platform for the participants. The survey was accessed by
145 email or website (<https://globalbiorepository.tghn.org/>) between December 2020 through
146 January 2022. Data analysis was finalized in December 2022.

147

148 **Interviews to assess needs and barriers to accessing specimens**

149 Video-conference interviews were conducted jointly by 2 members of the study team (JG and
150 MC) and recorded with the consent of the interviewees. We targeted potential users of well-
151 characterized specimens, including commercial as well as academic entities. Commercial
152 users consisted of diagnostics industry companies that represented both small in vitro
153 diagnostics (IVD) products <10 and mid-size to larger (with IVD products > 10) operations
154 [22]. We also interviewed not-for-profit commercial, research and academic/government
155 entities with regard to their need and use of biological samples. Our questions were based
156 on their respective strategies in developing diagnostic tests and reference controls and how
157 they would acquire materials for developing an IVD. Interviewees were encouraged to
158 provide additional feedback about specific hurdles they encountered sourcing specimens.

Revised version,11Jan2023. MChu

159 The interviews lasted on average from 40 to 60 minutes and responses were compared and
160 tabulated for analysis. The complete seven question survey is in SI, Table 2.

161

162 **Local biorepository governance structures**

163 We also conducted interviews with research teams from the ZIKAlliance consortium [21]
164 including: (a) the Industrial University of Santander, Bucamaranga, Colombia; (b) the
165 University of Carabobo, Valencia, Venezuela; and (c) Cayetano Heredia University in Lima,
166 Peru as case examples of locally governed biorepositories. Each of these entities had
167 established human subject ethics approved biorepositories in response to Zika virus
168 research needs with ability to share samples for advancing research and as reference
169 materials. In the case of Colombia, they already had established the AEDES Network that
170 included sample sharing within the network members. Their collective experiences are used
171 to illustrate their biorepository decision-making governance and operational structures and
172 how this infrastructure may set as examples of locally managed sample sharing
173 mechanisms.

174

175 **Results**

176 **Benefits survey**

177 *Characteristics of survey respondents*

178 Forty-seven respondents completed the survey, and their replies were aggregated and
179 analyzed. Respondents logged into the survey from Africa (n=15), North America (n=10)
180 Europe (n=9), Latin America (n=9) and 5 were from the Asia-Pacific region (Fig 1). They
181 represented a variety of organizations from research institutions (n=23), not-for-profit or
182 government institutions (n=22), public health and clinical laboratories (n=9), biorepositories
183 (n=5) and commercial diagnostics laboratories (n=3); a few respondents (n=4) did not identify
184 their affiliation. Respondents were able to select more than one category, for example both
185 research and government institution. The participants also represented a broad group of
186 stakeholders with a variety of roles, including principal investigators, public health officials,
187 institution leaders, and laboratory or biorepository managers.

Revised version,11Jan2023. MChu

188

189 Figure 1: The geographic location of survey respondents

190

191 *Benefits of the VBS*

192 Embedded in our 10-question survey (SI, Table 1) were 3 questions aimed specifically at
193 understanding what respondents considered to be the key benefits for participating in a VBS.
194 Survey respondents could choose all that applied to them from a list of potential benefits and
195 rank their importance. These questions were: (a) which planned VBS benefits would be
196 most important to you/your institution? (Q4), (b) which VBS support functions would be most
197 valuable to your current biorepository or collection? (Q5) and (c) which additional resource
198 would allow you to participate in the VBS (Q6).

199 The most important benefits for investigators or their institutions that ranked over 50% in
200 favor of were: (a) the opportunity to network and collaborate with international partners
201 (38/47, 81%), (b) capacity building for infectious disease specimen resources (35/47, 74%),
202 (c) career growth and training opportunities (28/47, 60%), (d) greater visibility and utilization
203 of specimens (26/47, 55%) and (e) additional funding opportunities 25/47, 53%) as shown in
204 Table 1.

205 When survey respondents were asked to identify which features/functions of the VBS would
206 be of highest benefit to their current or future local biorepository operations (Table 1), the
207 most often selected functions were (a) the availability of standardized procedures and
208 processes including Standard Operating Procedures (SOPs), quality standards, templates for
209 Material Transfer Agreements (MTAs) and for consent procedures, (33/47, 70%); and (b) the
210 coordination of logistics for accessing and distributing specimen, such as communications,
211 review of requests and assistance with legal and ethical issues (30/47, 64%) with (c)
212 inclusion in a catalog and directory and laboratory informatics tools and support being
213 equally selected as valuable features by 24/47 (51%). The feature of a catalogue and
214 directory was the top of list of valuable VBS function for diagnostics developers, especially
215 smaller companies interviewed, as described in the next section.

Revised version,11Jan2023. MChu

Table 1. Virtual biorepository functions and services of greatest benefit listed by order of preference			
FOR INVESTIGATORS AND THEIR INSTITUTIONS	N (%)	FOR CURRENT OR FUTURE BIOREPOSITORY OPERATIONAL NEEDS	N (%)
Local and international networking and collaboration	38 (81)	Standardized procedures and processes and templates (SOP, quality, MTA, consent)	33 (70)
Capacity building for infectious disease biorepositories	35 (75)	Coordination of access and distribution of specimens (communication, review of requests, logistics and legal/ethical)	30 (64)
Career growth and training opportunities	28 (60)	Inclusion in online catalog or directory specimen resources	24 (51)
New funding opportunities	25 (53)	Laboratory Informatics tools and support	24 (51)
Reputation as trusted source of Specimens	22 (47)	Access to biorepository expertise/collections management	22 (47)
Supporting test developers and industry	20 (43)	Coordination of laboratory services	13 (28)
Authorship on publications	18 (38)		
Other comments	4(8)	Other comments	5 (11)

216

217 In addition to the direct responses to the survey questions, an open comments section offered
 218 an opportunity to suggest additional desirable benefits provided by the VBS that were not
 219 included in the questions. The comments suggested that the VBS could: (a) serve as forum
 220 for sharing successful problem-solving approaches (e.g., legal issues), (b) support start-up of
 221 new biorepositories, (c) promote research and development capacity for preparedness in
 222 LMICs, and (d) ensure proper attribution for specimen providers. It was also recommended
 223 that the VBS should strive for a governance framework in which all partners are treated as
 224 equal members. In our questionnaire, we also asked what additional resources the

Revised version,11Jan2023. MChu

225 investigators or institutions may need to participate in the VBS. Only 42/47 responded to this
226 question and for the majority they needed all the resources while others were more explicit in
227 needing expertise in biorepository/collections management, informatics support and tools,
228 equipment and maintenance, staff and facility improvements. These results would suggest
229 that the need for resources goes beyond expected financial needs and reflects specific needs
230 for the operation of the VBS.

231

232 *Barriers to sample sharing*

233 A frequently invoked barrier for sharing samples across borders is a party's compliance with
234 the benefit sharing requirement of the Nagoya Protocol (NP). In Q7, respondents were asked
235 whether their country had any policies in accordance with the NP and whether it would prevent
236 them from contributing samples under the VBS. An interesting, but not surprising result was
237 that more than half of the responses (53%, 25 out of 47) indicated lack of familiarity with their
238 own country's regulations regarding the NP and the respective impact on sample sharing.
239 Respondents from countries with specific policies in accordance with the NP were asked to
240 elaborate whether the rules would prevent sharing outside the country. Some (19%, n= 9)
241 indicated that sharing was possible with approval from appropriate authoritative officials, such
242 as their respective Ministries of Health. When international sharing was restricted, some
243 believed they could still participate and use their local specimens to test in-country, if reagents
244 or kits were provided.

245

246 *Other findings*

247 We asked respondents about the feasibility of contributing to the VBS a set of qualified
248 specimens from their COVID-19 specimen collections to be used for creating evaluation
249 panels and 16 /40 of the responses (40%) indicated that they could provide such specimens.
250 We plan to follow up on this important question to explore whether the VBS could provide
251 specimen panels as a service. Several additional items for follow up were indicated in
252 comments (SI Table 1, Q10) including: (a) barriers to sharing such as shipping of specimens;
253 (b) recommendations for a successful partnership to be based on equity, respect and credit

Revised version,11Jan2023. MChu

254 for contribution, (c) support for a VBS as a catalyst for research collaborations and, (d) the
255 benefit of the VBS providing access to biorepository expertise.

256 Finally, 40/47 respondents replied via comments to Q8 (SI Table 1) which asked them if they
257 would be inclined to participate in a VBS and why they would join: 29/40 indicated they would
258 join and the reasons were about samples, research, networking and an opportunity for
259 benefits and for research affirming the choices in Q4-Q6 (SI Table 1).

260

261 **Interview results with consumers and providers: identifying unmet needs and barriers** 262 **to access**

263 *Characteristics of interviewees*

264 We specifically invited representative organizations with different perspectives and needs for
265 detailed interviews: (a) developers of in vitro diagnostics with differing market sizes and (b)
266 organizations providing specimens and related services, reference sample providers and
267 managers of networks of collections.

268

269 A total of 11 interviews were conducted, We were able to Interview 4 small companies and 2
270 large/midsize companies that marketed their products globally. For analysis, we made two
271 groups: (a) 4 small companies and 2 large/midsize for-profit enterprises with global markets
272 and, (b) 5 not-for-profit enterprises, with a company that provided external quality
273 assessment samples and those that were academic but government supported or
274 government organizations. Despite the small number of interviewees, we were able to
275 capture a wide range of organizations that provided us key insights.

276

277 *Gaps and barriers for access to specimens*

278 Among those interviewed, we found notable differences in the priority of concerns among the
279 organizations with some common gaps or barriers when we compared their replies,
280 summarized in Table 2.

281

Table 2. Common gaps and barriers of high concern for access to specimens

Revised version,11Jan2023. MChu

- a) Timely access to characterized high quality specimens
- b) Availability of specimen types needed for pathogen detection and test development; longitudinal collections and specimens collected at different times in an outbreak (before, during and after)
- c) Access to reliable and complete accompanying information (clinical data; specimen handling conditions)
- d) Need for sample panels and reference materials for quality assessment and validation

282

283 A detailed summary of the interview results is included in the SI Table 2, and demonstrates
284 the common concerns as well as differences in the types of barriers and hurdles of highest
285 concern for different types of organization interviewed. Availability of some specimen types
286 both in the context of COVID-19, but especially for the previous outbreaks (limited
287 geographically, seasonally, recurrence, etc.) was a universally recognized concern by all
288 interviewees.

289

290 Some differences in ranking of the barriers were also evident from the interviews (SI Table
291 2), depending on the type of organization represented. For commercial IVD developers, a
292 comparison of larger vs small IVD developers indicated that for smaller companies identifying
293 reliable trusted sourcing of specimens was a very high priority for accelerating time to
294 development and approval of new diagnostics. Interviews indicated that such companies
295 need to identify and negotiate with new sources of specimens for each new pathogen or
296 obtain specimens from commercial sources, while larger companies are more likely to have
297 long-standing collaborations with existing legal agreements. Related to sourcing was also
298 access to reliable and sufficient data to meet regulatory requirements, as such data often is
299 inadequate for commercially acquired specimens and of convenient use of left-over
300 specimens whose control and oversight are not strictly managed. Data access restrictions,
301 especially in European countries, due to privacy rules may also impact access for all
302 specimen users. Cost of specimens was also cited as a significant financial burden. These
303 issues affected all types of organizations but appeared to disproportionately impact small
304 companies and was more of a concern early in outbreaks resulting in considerable delays
305 and lost opportunity for product development.

306

Revised version,11Jan2023. MChu

307 Organizations that work in the international sphere, primarily the not-for-profit organizations
308 that broker specimens for research and commercial and other entities, identified the Nagoya
309 Protocol and related policies as the greatest barrier to access. They also expressed concern
310 about the complexity and disparity in regulations between countries regarding export and
311 import of biospecimens and biosafety/biosecurity, that greatly impact efficient timely sharing
312 of specimens. Lack of trust was identified as important barrier for accessing specimens from
313 LMICs, including ethical concerns about appropriate use of specimens and a need for
314 greater awareness and investment in capacity building, training and emphasis on benefits for
315 partners from LMICs. This group also provided specific recommendations regarding features
316 of the VB that in their experience would meet the needs of various stakeholders (Table 3),
317 specifically these recommendations aimed to reduce the complexities around sample access
318 and specimen sharing under an operational structure to maintain quality and confidence in
319 the materials to be accessed.
320

Table 3. Recommendations regarding features of a VBS

- | |
|---|
| <p>a) Setting criteria for specimen and data quality that are deemed appropriate for inclusion into the VBS, with a potential grading to indicate fit for different uses</p> <p>b) Offering access to software to some users as needed to facilitate data sharing and resolve the hurdles created by use of disparate platforms and applications</p> <p>c) Standardizing of MTAs and negotiations to facilitate sharing and to enable agile responses in cases of public health emergencies</p> <p>d) Emphasis on quality to including not only specimen and data but also biorepository operations, such as standards for managing and preserving specimens</p> <p>e) Facilitation of access with a simplified review process by the VBS consortium</p> <p>f) Building biobanking capacity and trust in LMICs to enable equitable access to specimens and benefits</p> |
|---|

321
322 **Local governance models to inform the VBS framework**

323 Here we describe locally-managed sample sharing model to inform how VBS could be
324 structured. During the Zika epidemic in South America (2016), ZIKAlliance partner
325 institutions developed a common governance structure for local sample sharing to facilitate
326 and to provide access to samples for research studies (Figure 2). The oversight research

Revised version,11Jan2023. MChu

327 plan and overarching ethics are determined in the ZIKAlliance framework and at each site,
328 with the decision and access to specimens residing with the local principal investigator (PI)
329 and the local Selection Panel (SP). Samples for sharing are listed in the public-facing
330 catalogue with requests made through the local PI or leadership team and then reviewed by
331 the SP for its ethical intended use and research value. When a request is approved, the PI
332 the forwards it for to the next level to the regulator, which in Venezuela and Colombia is the
333 Ministry of Health and Social Protection and in Peru the Ministry of Health (SI Figures 1 A-C).
334 In a specific case of sample transfer from Colombia to France within ZIKAlliance, a submitted
335 request obtained the requisite local IRB approval with the appropriate scientific justification
336 for the transfer of the samples - namely in this case that the inclusion of a new molecular test
337 to be conducted in a central laboratory in alignment with the primary objectives of the
338 ZIKAlliance study. So following local approval, the sample transfer was then submitted for
339 permission to share with the Ministry of Health and Social Protection of Colombia
340 (<https://www.minsalud.gov.co/Paginas/default.aspx>) based on the Resolution 8430 of 1993
341 and Article 5 of the Resolution 3823 of 1997. The approval process, from time of request to
342 the PI can conclude within 1-2 months with official notification from the Ministry of Health to
343 the PI.

344 Another example linked to this effort is the AEDES network in Colombia, where a Scientific
345 Management Committee is responsible for coordinating the interaction and monitoring the
346 progress of the technical, scientific and institutional strengthening components of the network
347 in accordance with its Scientific Advisory Board and their Institutional Review Board or Ethics
348 Committee.

349 In most of these projects, a publicly shared catalogue of the biological specimens is
350 envisaged as the starting point (Figure 2) and the processes developed in the governance
351 structure, allowed for a careful, thoughtful process at the hand of the local PI for sharing
352 samples. This effort also then allows for recruitment and replenishment of samples. A future
353 challenge beyond ZIKAlliance will be the availability of funds and scientific resolve to
354 maintain this system.

355

356 Figure 2. Governance structure of the ZIKAlliance local biorepositories

Revised version,11Jan2023. MChu

357

358 **Discussion**

359 **Benefits survey results and its implications**

360 Overall, our results show that networking opportunities and capacity building for infectious
361 disease biorepositories were considered of high importance, as confirmed also in the open
362 comments section of the survey. The responses suggested areas for further follow up that
363 we intend to pursue through a Delphi-prioritization exercise. In order to operationalize the
364 VBS, we will like greater clarity on what could constitute capacity building, the implications of
365 the Nagoya Protocol on specimen sharing and how different countries have adopted benefit
366 sharing recommendations [19]

367- The key features of the VBS would be its role as ‘trusted broker’ or “navigator” for
368 guaranteeing the source of high-quality specimens for future pandemic threat agents, which
369 includes the availability of granular information on the clinical phenotype linked to the sample
370 and the potential of sequential samples over the course of the illness. The broker status also
371 includes enhanced accessibility due to successful navigation of legal and logistics hurdles for
372 which good examples already exist.

373 Another area of discussion is the use of the VBS as a source of specimens for reference
374 materials and panels. For example, one of the models considered for the VBS, is to request
375 specimen providers to identify and set aside a few large volume well-characterized high-
376 quality specimens that can be accessed through the VBS, for use for in evaluation of
377 reference panels needed for calibration of diagnostics; this would require setting aside only a
378 portion of their respective collections rather than their entire biorepository or specimen
379 collection for a pathogen of interest. For this to happen, the local sites are responsible to
380 ensure their local IRB approvals and informed consent processes clearly address the use of
381 the set-aside samples. About 40% of respondents indicated that they would consider setting
382 aside a small set of qualified specimens from their COVID-19 specimen collections for
383 sharing within the VBS. Most respondents indicated the need for follow up with more
384 information.

385

386 **Interviews with specimen consumers: identifying unmet needs and barriers to access**

Revised version,11Jan2023. MChu

387 In the interviews, many of the participants from various types of organizations voiced the
388 hope that the features of the VBS would provide solutions to barriers identified, differing
389 primarily in ranking of priorities based on the types of organizations and their mission, such
390 as small compared to large established diagnostics developers. The key features of this VBS
391 identified by all were: (a) serving as a trusted, reliable resource for identifying and accessing
392 characterized specimens and associated data and, (b) availability of characterized
393 specimens of sufficient volume and quality fit for evaluation panels. Characterization of the
394 samples in a standardized process will have benefits partners especially in LMICs where
395 there is less opportunity to conduct the characterization themselves, thus providing them a
396 resource that could allow them to develop diagnostics locally for their specific market. An
397 example of potential benefit that the respondents agreed is a cross collaboration to create
398 clinical evaluation panels to validate and utilize for license submission for diagnostic test kits,
399 especially where public health and test developers can provide access to clinically confirmed
400 case samples that would be difficult to assemble by a single entity, such as the
401 comprehensive panel of sera from patients with various states of Lyme disease and healthy
402 persons .for Lyme disease serological diagnostic testing [23].

403

404 **Comparison of local governance models**

405 The local governance models were driven by the idea of local management of specimens. In
406 this case, the consortium representatives review all applications, but final decision making
407 about sharing is still retained by the institution who has the local control of the specimens.

408 By promoting local biorepositories in LMICs, we offer technology transfer opportunities and
409 capacity building even if dedicated funding cannot be guaranteed. We need to put emphasis
410 on fit-for-purpose technologies appropriate for LMIC settings (lyophilized and dried stocks for
411 example instead of low temp freezing). There needs to be high transparency standards
412 because of the sensitivity of partners in LMICs about misuse of specimens. The focus on
413 local biorepositories echoes the need expressed in the interviews for help with the
414 operational challenges, including harmonized platforms and logistics.

415 This can be implemented by formal agreements between partners in the system, with the
416 selection of partners based on willingness to adhere to the governance criteria (specimens,

Revised version,11Jan2023. MChu

417 data, biorepository operations, MTA, sharing etc.). Such services will need constant
418 monitoring, adapting to stakeholders and specifically user's needs.

419

420 **Limitations of this study**

421 The survey was delayed from conception in 2019 to completion in 2021, interrupted by the
422 on-going COVID-19 pandemic. We made attempts to enroll all who had expressed interest
423 through our workshops to participate in our survey and interview on the concept of a VBS. All
424 the respondents expressed interest in solving existing gaps for specimens' access, but not
425 everyone had a complete or in-depth understanding of all the issues around sharing or the
426 requirements of maintaining a non-centralized, federated biorepository. An outcome of this
427 first survey is to understand the type of engagement we might expect in a proposed VBS
428 operation and we are actively pursuing steps to operationalize the proposed VBS.

429

430 **CONCLUSIONS**

431 Biorepositories, as most in biological medical sciences professionals understand it, are
432 narrowly focused collected for research on specific conditions (cancer, precision medicine,
433 genetic and metabolic diseases, as examples) and more recently, for digital data. They
434 typically require major investments in infrastructure and consistent long-term support, such
435 requirements have then relegated biorepositories to be primarily established in higher
436 income countries rather than countries with fewer resources where new pathogens may
437 emerge. A global unmet need has been access to quality specimens that represent the
438 diversity of where a disease "X" may yet emerge from. In the absence of specimens from
439 low resource settings, laboratory tests and vaccines may be developed without the
440 opportunity to fully assess their performance in all populations.

441 The vast spread of the COVID-19 pandemic and its duration has provided an abundance of
442 specimens-- more than 100 sites identified by global search have identified themselves as
443 COVID biobanks [1,14,16,20,24] but most have uncertain remit to what comes next-- thus
444 this dilemma offers an excellent opportunity to address challenges for storage, access,
445 sharing and sustainability.

Revised version,11Jan2023. MChu

446 In our study, we included the perspective of the ‘clients’ who are interested in high quality
447 specimens related to infections with outbreak potential. This allowed us from the specimen
448 collection perspective to examine the needs and identify the barriers in sourcing specimens
449 along with understanding the types of equitable benefits that participants themselves
450 positively identify as acceptable. We examined what might constitute a fair exchange
451 between the investigators collecting well-characterized specimens in LMIC and their clients;
452 a system in which specimens of high value can be collected and replenished while benefits
453 of recognition and research participation activities can be fostered.

454 In recent years, recognizing the lack of access and knowledge of types of specimens,
455 multiple efforts have been set up to provide materials and have functioned successfully
456 (EVA-G, ZIKAlliance, PATH, FIND) but they do not cover the entire spectrum of needs as
457 evident by multiple calls for better collections and sharing efforts [1,5,17], we think this is
458 where a VBS model could align and contribute. We especially recognize that there is a
459 need for well-annotated collection of serum/plasma from diverse geographical and disease
460 exposure experiences [14]. A focus on this type of specimens would allow us to build the
461 required infrastructure and activities of the VBS as proof of concept.

462 We also recognize some national laws and recommendations preclude exporting specimens
463 but partners in those situations are open to collaborative research; we think then, depending
464 on the research or project, diagnostic kits and protocols can be shared and shipped along
465 with reference calibration materials to the site for evaluation thus allowing for active research
466 collaboration.

467 Biorepositories are of many types and function [7,25-27]. Here we explicitly focus on their
468 contribution to global preparedness by enabling and accelerating research and development
469 of interventions through rapid sharing of well annotated specimens to inform outbreak control
470 strategies. Specimen collection and storage would need to be distributed over a diverse
471 range of geography, ecozones, and demographics. Our idea of creating a distributed,
472 grassroots biorepository is in alignment with concurrent efforts of the DxConnect and
473 modeled after the successful virus exchange by EVA-G [2]. Our effort through TGHN and
474 partnership with ZIKAlliance, ReCoDID and CREID allows us to fill in gaps in collections from
475 geographically diverse ecozones and human exposomes. A virtual biorepository that

Revised version,11Jan2023. MChu

476 functions as a trusted broker under a federated system on a demand-and-supply model
477 could allow many to participate without high costs. Such a system would also allow local
478 generators of biospecimens to receive benefits for setting aside potentially high value
479 specimens. Sets of well-characterized and richly annotated samples can be queried in a
480 database under a common governance framework would allow contributors and users alike
481 to access materials respectfully as equal partners. Recent post-public health emergency
482 epidemic reviews on lessons-learned for the future, all stated that preparedness must include
483 access to data and specimens [2,6,28-31], yet support for biorepository functions remain as
484 an unfunded mandate for many so the recommended actions will need champions to
485 promote, socialize the benefits of specimen access and encourage investment in the sharing
486 systems.

487 In this paper, we present arguments for building a trusted sample sharing system based on a
488 distributed stewardship at the local level that manage the access to quality, well-
489 characterized specimens for outbreak-prone infectious diseases as a global public good.
490 Accessing specimens, even within established networks and projects, remain highly
491 fragmented with procedures that often are not transparent and hampered by barriers leading
492 to long lag time and can be very costly. We obtained knowledge, insights and advice through
493 our workshops, questionnaires, interviews and case examples from public health experts,
494 infectious disease researchers, biorepository managers, clinicians, policy makers, regulators,
495 and especially diagnostic industry representatives to ascertain what might be appropriate
496 entry points to better organize fair and equitable sample sharing experience that allows more
497 engagement with source providers and stimulate research. The following challenges remain -
498 (a) generating quality specimens, (b) overcoming barriers to accessing specimens
499 (regulatory, cost, sharing mechanisms), (c) generate a supportive exchange infrastructure,
500 (d) define benefit packages, and finally, (e) maintain trust between parties; all add up to
501 requiring the seeker of specimens to have persistence, commitment of precious time and
502 financial support as the outbreak of interest slips away and then only to repeat this cycle
503 again for the next outbreak. We propose a coordinated approach with logistics support and
504 assistance with procedures to facilitate exchange between sample providers and user. This
505 proposed system may work well and complement existing biorepositories efforts to provide

Revised version,11Jan2023. MChu

506 an alternate way to shorten the time to obtain results for decision making for preparedness
507 and response to future public health emergencies.

508 We want to propose a solution that maintains respect for contributors and users of biological
509 materials. The concepts of equitable benefits sharing and capacity building are essential if
510 our effort is to be successful and long lasting. And finally, a coalition of the willing will be
511 needed to ensure funding, infrastructure and services to realize our vision. We look forward
512 to formalizing the framework and operationalize the VBS globally.

513

514 **Acknowledgements**

515 The work was partially funded by the European Union Horizon 2020 Research and
516 Innovation Programme under Grant Agreement No. 825746, and is supported by the
517 Canadian Institutes of Health Research, Institute of Genetics (CIHR-IG) under Grant
518 Agreement No. 01886-000. We are indebted to FIND (Stefano Ongarello and Dominique
519 Allen) for co-sponsoring our first workshop and for joint discussions with PATH (Roger Peck
520 and Helen Storey) on the concept of the VBS. We are grateful to Zainab Al-Rawni, Adam
521 Dale and Trudie Lang of TGHN for hosting our VBS website and access to the workshops.

522

523 **Author Contributions**

524 Conceptualization: Judith Giri, Thomas Jaenisch, May Chu,

525 Survey development and analysis: Judith Giri

526 Visualization: Judith Giri, Laura Pezzi, Rosa Margarita Gélvez Ramirez, Rodrigo Cachay

527 Writing-original draft: Judith Giri, Thomas Jaenisch, May Chu

528 Writing- review and editing: All authors

529

530 **References**

Revised version,11Jan2023. MChu

- 531 1. Croker JA, Patel R, Campbell KS, Barton-Baxter M, Wallet S, Firestein GS, et al.
532 Building biorepositories in the midst of a pandemic. *J Clin Transl Sci*. 2021 Feb
533 5;5(1):e92. doi: 10.1017/cts.2021.6.
- 534 2. Coutard B, Romette JL, Miyauchi K, Charrel R, Prat CMA; EVA Zika Workgroup, EVA
535 COVID-19 Workgroup. The importance of biobanking for response to pandemics
536 caused by emerging viruses: The European Virus Archive as an observatory of the
537 global response to Zika virus and COVID-19 Crisis. *Biopreserv Biobank*. 2020
538 Dec;18(6):561-569. doi: 10.1089/bio.2020.0119.
- 539 3. Peeling RW, Boeras D, Wilder-Smith A, Sall A, Nkengasong J. Need for sustainable
540 biobanking networks for COVID-19 and other diseases of epidemic potential. *Lancet*
541 *Infect Dis*. 2020 Oct;20(10):e268-e273. doi: 10.1016/S1473-3099(20)30461-8.
- 542 4. Perkins MD, Dye C, Balasegaram M, Bréchet C, Mombouli JV, Røttingen JA, et al.
543 Diagnostic preparedness for infectious disease outbreaks. *Lancet*. 2017 Nov
544 11;390(10108):2211-2214. doi: 10.1016/S0140-6736(17)31224-2.
- 545 5. Mina MJ, Metcalf CJE, McDermott AB, Douek DC, Farrar J, Grenfell BT. A global
546 immunological observatory to meet a time of pandemics. *Elife*. 2020 Jun 8;9:e58989.
547 doi: 10.7554/eLife.58989.
- 548 6. World Health Organization. The WHO BioHub system-1 year progress report: May
549 2021- May 2022. 2022 Jun 17;1:19. Available from:
550 [https://www.who.int/publications/m/item/who-biohub-system-1-year-progress-report-](https://www.who.int/publications/m/item/who-biohub-system-1-year-progress-report-may-2021-may-2022)
551 [may-2021-may-2022](https://www.who.int/publications/m/item/who-biohub-system-1-year-progress-report-may-2021-may-2022)
- 552 7. DeSouza YG, Greenspan JS. Biobanking past, present and future: Responsibilities
553 and benefits. *AIDS*. 2013 Jan 28;27(3):303-12. doi:
554 10.1097/QAD.0b013e32835c1244.
- 555 8. Matzke LA, Tarling TE, Gali B, Dee S, LeBlanc J, Vercauteren S, et al. Finding the
556 value in biobanks: Enhancing the CTRNet locator. *Biopreserv Biobank*. 2022
557 Apr;20(2):132-137. doi: 10.1089/bio.2021.0043.
- 558 9. Hewitt RE. Biobanking: The foundation of personalized medicine. *Curr Opin Oncol*.
559 2011 Jan;23(1):112-9. doi: 10.1097/CCO.0b013e32834161b8.

Revised version,11Jan2023. MChu

- 560 10. Vaught J, Kelly A, Hewitt R. A review of international biobanks and networks: Success
561 factors and key benchmarks. *Biopreserv Biobank*. 2009 Sep;7(3):143-50. doi:
562 10.1089/bio.2010.0003.
- 563 11. Campbell LD, Astrin JJ, DeSouza Y, Giri J, Patel AA, Rawley-Payne M, et al. The
564 2018 Revision of the ISBER Best Practices: Summary of Changes and the Editorial
565 Team's Development Process. *Biopreserv Biobank*. 2018 Feb;16(1):3-6. doi:
566 10.1089/bio.2018.0001.
- 567 12. Coppola L, Cianflone A, Grimaldi AM, Incoronato M, Bevilacqua P, Messina F, et al.
568 Biobanking in healthcare: Evolution and future directions. *J Transl Med*. 2019 May
569 22;17(1):172. doi: 10.1186/s12967-019-1922-3.
- 570 13. Klingler C, von Jagwitz-Biegnitz M, Hartung ML, Hummel M, Specht C. Evaluating the
571 German Biobank Node as coordinating institution of the German Biobank Alliance:
572 Engaging with stakeholders via survey research. *Biopreserv Biobank*. 2020
573 Apr;18(2):64-72. doi: 10.1089/bio.2019.0060.
- 574 14. Colella JP, Bates J, Burneo SF, Camacho MA, Carrion Bonilla C, Constable I, et al.
575 Leveraging natural history biorepositories as a global, decentralized, pathogen
576 surveillance network. *PLoS Pathog*. 2021 Jun 3;17(6):e1009583. doi:
577 10.1371/journal.ppat.1009583.
- 578 15. Golden A, Cantera JL, Lillis L, Phan TT, Slater H, Webb EJ, et al. A reagent and virus
579 benchmarking panel for a uniform analytical performance assessment of N antigen-
580 based diagnostic tests for COVID-19. medRxiv 2022.08.03.22278351 [Preprint]. 2022
581 [cited 2022 Dec 30]. Available from:
582 <https://www.medrxiv.org/content/10.1101/2022.08.03.22278351v1> doi:
583 <https://doi.org/10.1101/2022.08.03.22278351>
- 584 16. LaVergne SM, Stromberg S, Baxter BA, Webb TL, Dutt TS, Berry K, et al. A
585 longitudinal SARS-CoV-2 biorepository for COVID-19 survivors with and without post-
586 acute sequelae. *BMC Infect Dis*. 2021 Jul 13;21(1):677. doi: 10.1186/s12879-021-
587 06359-2.
- 588 17. Metcalf CJ, Farrar J, Cutts FT, Basta NE, Graham AL, Lessler J, et al. Use of
589 serological surveys to generate key insights into the changing global landscape of

Revised version,11Jan2023. MChu

- 590 infectious disease. *Lancet*. 2016 Aug 13;388(10045):728-30. doi: 10.1016/S0140-
591 6736(16)30164-7.
- 592 18. Romette JL, Prat CM, Gould EA, de Lamballerie X, Charrel R, Coutard B, et al. The
593 European Virus Archive goes global: A growing resource for research. *Antiviral Res*.
594 2018 Oct;158:127-134. doi: 10.1016/j.antiviral.2018.07.017.
- 595 19. Heinrich M, Scotti F, Andrade-Cetto A, Berger-Gonzalez M, Echeverría J, Friso F, et
596 al. Access and benefit sharing under the Nagoya Protocol- *Quo Vadis?* Six Latin
597 American case studies assessing opportunities and risk. *Front Pharmacol*. 2020 Jun
598 8;11:765. doi: 10.3389/fphar.2020.00765.
- 599 20. Kamulegeya R, Kateete DP, Bagaya BS, Nasinghe E, Muttamba W, Nsubuga G, et al.
600 Biobanking: Strengthening Uganda's rapid response to COVID-19 and other
601 epidemics. *Biopreserv Biobank*. 2022 Jun;20(3):238-243. doi: 10.1089/bio.2021.0022.
- 602 21. Avelino-Silva VI, Mayaud P, Tami A, Miranda MC, Rosenberger KD, Alexander N, et
603 al. Study protocol for the multicentre cohorts of Zika virus infection in pregnant
604 women, infants, and acute clinical cases in Latin America and the Caribbean: the
605 ZIKAlliance consortium. *BMC Infect Dis*. 2019 Dec 26;19(1):1081. doi:
606 10.1186/s12879-019-4685-9.
- 607 22. Michell, R. 202 rankings of the world's largest IVD corporations. *Dark Report*
608 [internet]. 2021 Sep 7;28(12). Available from:
609 [https://www.darkintelligencegroup.com/the-dark-report/in-vitro-diagnostics/2020-
610 rankings-of-the-worlds-largest-ivd-corporations/](https://www.darkintelligencegroup.com/the-dark-report/in-vitro-diagnostics/2020-rankings-of-the-worlds-largest-ivd-corporations/).
- 611 23. Molins CR, Sexton C, Young JW, Ashton LV, Pappert R, Beard CB, et al. Collection
612 and characterization of samples for establishment of a serum repository for Lyme
613 disease diagnostic test development and evaluation. *J Clin Microbiol*. 2014
614 Oct;52(10):3755-62. doi: 10.1128/JCM.01409-14.
- 615 24. Burke H, Freeman A, Dushianthan A, Celinski M, Batchelor J, Phan H, et al. Research
616 Evaluation Alongside Clinical Treatment in COVID-19 (REACT COVID-19): an
617 observational and biobanking study. *BMJ Open*. 2021 Jan 22;11(1):e043012. doi:
618 10.1136/bmjopen-2020-043012.
- 619 25. Holub P, Kohlmayer F, Prasser F, Mayrhofer MT, Schlünder I, Martin GM, et al.
620 Enhancing reuse of data and biological material in medical research: From FAIR to

Revised version,11Jan2023. MChu

- 621 FAIR-Health. Biopreserv Biobank. 2018 Apr;16(2):97-105. doi:
622 10.1089/bio.2017.0110.
- 623 26. Mendy M, Lawlor RT, van Kappel AL, Riegman PHJ, Betsou F, Cohen OD, et al.
624 Biospecimens and biobanking in global health. Clin Lab Med. 2018 Mar;38(1):183-
625 207. doi: 10.1016/j.cll.2017.10.015.
- 626 27. Vaught J, Lockhart N. The evolution of biobanking best practices Clin Chim Acta.
627 2012 Oct 9;413(19-20):1569-75. doi: 10.1016/j.cca.2012.04.030.
- 628 28. Haselbeck AH, Im J, Prifti K, Marks F, Holm M, Zelleger RM. Serology as a tool to
629 assess infectious diseases landscaped and guide public health policy. Pathogens.
630 2022 Jun 27;11(7):732. doi: 10.3390/pathogens11070732.
- 631 29. Wilder-Smith A, Lindsay SW, Scott TW, Ooi EE, Gubler DJ, Das P. The Lancet
632 Commission on dengue and other *Aedes*-transmitted viral diseases. Lancet. 2020
633 Jun 20;395(10241):1890-1891. doi: 10.1016/S0140-6736(20)31375-1.
- 634 30. Moon S, Sridhar D, Pate MA, Jha AK, Clinton C, Delaunay S, et al. Will Ebola change
635 the game? Ten essential reforms before the next pandemic. The report of the
636 Harvard-LSHTM Independent Panel on the Global Response to Ebola. Lancet. 2015
637 Nov 28;386(10009):2204-21. doi: 10.1016/S0140-6736(15)00946-0.
- 638 31. Sachs JD, Karim SSA, Akinin L, Allen J, Brosbøl K, Colombo F, et al. The Lancet
639 Commission on lessons for the future from the COVID-19 pandemic. Lancet. 2022
640 Oct 8;400(10359):1224-1280. doi: 10.1016/S0140-6736(22)01585-9.
- 641
- 642

Revised version,11Jan2023. MChu

643 **SUPPORTIVE INFORMATION (SI): Figures and Tables**

644 **Figures**

645 SI, Figure 1. Logistical diagrams on the governance of locally managed biorepositories

646 Figure 1A: The Industrial University of Santander, Bucamaranga, Colombia and the Fundación

647 INFOVIDA and Centro de Atención y Diagnóstico de Enfermedades Infecciosas-C

648 Figure 1B: Cayetano Heredia University, Lima, Peru

649 Figure 1C: University of Carabobo, Valencia, Venezuela

650

651 **TABLES**

652 **SI, Table 1**

Table 1: Virtual Biorepository (VBR) Benefits Questionnaire	
CATEGORY	QUESTIONS
Profile of respondents	1. What is the nature of your institution
	2. What is your role
	3. What is your geographic location
Benefits of participation: support functions and resources	4. Which planned VBR benefits would be most important to you/your institution?
	5. Which VBR support functions would be most valuable to your current biorepository or collection?
	6. Which additional resources would allow you to participate in the VBR?
Benefit sharing and the Nagoya protocol	7. Does your country have a specific policy in accord with the NP?
	- If yes, would it prevent you from sharing specimens outside the country?
	- If yes, would you be willing to test in country?

Revised version, 11Jan2023. MChu

Interest in participation	8. Would you be interested in participating in a VBR
Contributing to reference material and panels	9. Would you be willing to set aside limited numbers of samples for use as reference materials and as part of evaluation panels?
Other benefits?	10. Comments

653

654 **SI, Table 2. Interviews to assess needs and barriers to accessing specimens**

<p>1. What are your greatest hurdles for access to specimens?</p> <p><i>Examples of issues to consider:</i> identifying sources; reliability of sources; cost; quality of specimens; completeness and reliability of accompanying data; legal hurdles: Material Transfer Agreements (MTA) and negotiations; other</p>
<p>2. What are your current strategies for access?</p>
<p>3. What type of specimens have been difficult to source for COVID/19 and other infectious diseases?</p>
<p>4. What are some of the challenges for access to specimens in LMICs?</p>
<p>5. Which features of a Virtual Biorepository would be most useful?</p> <p><i>VB features to consider:</i> coordinated, one stop access to specimens; an online catalog or directory of sources; more affordable specimen sources; trusted source of qualified specimens; facilitated access including MTA negotiations and logistics; other</p>
<p>6. Would you be willing to contribute to creation of a manufacturer's panel ⁽¹⁾</p>
<p>7. Do you have any additional comments and recommendations?</p>

655

656

657 **SI, Table 3**

Table 3. Interview summary of gaps and barriers to access		
Grouping	Commercial Diagnostics Developers	Not-for-profit

Revised version, 11Jan2023. MChu

	Small scale* IVD companies	High volume** IVD companies	Specimen providers and services	Public Health/ government collaborations
Access to specimen strategies	<ul style="list-style-type: none"> Commercial specimen supplier Government/ academic collaborations 	<ul style="list-style-type: none"> Established collaborations, with long term agreements Use some commercial sources (via NGOs in LMICs) 	Collaborations and partnerships	Asking other laboratories/ academic networks
Greatest barriers to access ***	<ul style="list-style-type: none"> Identifying reliable sources/timely access Quality and quantity of specimens Access to data and quality of data 	<ul style="list-style-type: none"> Quality of specimens Access to complete accompanying data Data access restrictions (Europe) 	<ul style="list-style-type: none"> Access to complete accompanying data, especially for specimens left over from testing Pathogen characterization/ sequence data Legal negotiations 	<ul style="list-style-type: none"> Access to specimen sources Access to clinical data (where/when specimens were collected) Timely access
Availability of specific specimen types (COVID-19 and other)***	<ul style="list-style-type: none"> Timely availability early in an outbreak/epidemic Limited availability of non-COVID 19 specimens (seasonal, geographic, etc..) COVID-19: swabs, virus, longitudinal samples 	Access to specimen types needed for development	<ul style="list-style-type: none"> Scarcity of specimen types needed at different stages of an outbreak or epidemic and diseases other than COVID-19 Access to clinical trial specimens 	<ul style="list-style-type: none"> Specific types needed based on pathogen and stage of outbreak; Peripheral blood mononuclear Longitudinal samples
Gap for IVD quality assessment ***	<ul style="list-style-type: none"> Panels and reference materials Panels to meet regulatory requirements 	Panels and reference materials	Panels and reference materials	Panels and reference materials
Access to specimens in LMICs***	Not often, through desired. Not enough resources	Differences in country regulations (e.g., Nagoya protocol) regarding sharing and biosafety	Difficulties in both exporting and importing specimens	<ul style="list-style-type: none"> Biosafety and security restrictions Infrastructure needed to maintain quality and safety
VBR solutions – features of VBR to facilitate access	<ul style="list-style-type: none"> Directory Coordinate a one-stop, trusted resource Accelerating access: logistics, negotiations, etc. Access to rare - disease specimens 	<ul style="list-style-type: none"> Access to well characterized specimens Access to complete specimen-associated data Trusted resource to accelerate development path and approval by regulatory authority Access to a directory of sources 	Both groups in the not-for profit category identified same benefits <ul style="list-style-type: none"> Access to sufficient volumes for panels Standardized templates for agreements Harmonization of initiatives and standardized vocabulary Responsive to needs of stakeholders/users of specimens Governance: based on local ownership and equal partnerships Building trust through quality Benefits and capacity building in LMICs (training, other resources) Access to well characterized and well annotated specimens 	

Revised version,11Jan2023. MChu

- 658 *Small scale companies are ones that sell 10 or less IVD products with sales of less than 1% of IVD market
- 659 **Large volume producers with over greater than 10 IVD products and sales of over 10% of IVD market
- 660 (Michell)
- 661 *** Types of barriers that delay and preclude accurate and timely test development-to-market timeline
- 662
- 663

TITLE: Specimens sharing for epidemic preparedness: building a virtual biorepository system from local governance to global partnerships

Authors:

Judith Giri^{1&}, Laura Pezzi^{2^}, Rodrigo Cachay^{3^}, Rosa Margarita Gèlvez Ramirez^{4^}, Adirana Tami^{5^}, Sarah Bethencourt^{6^}, Anylea Lozano^{7^}, Julia Poje^{1^}, Thomas Jaenisch^{1&}, May Chu^{1&*}

medRxiv preprint doi: <https://doi.org/10.1101/2023.01.17.23281658>; this version posted January 18, 2023. The copyright holder for this preprint (which was not certified by peer review) is the author/funder, who has granted medRxiv a license to display the preprint in perpetuity. It is made available under a [CC-BY 4.0 International license](https://creativecommons.org/licenses/by/4.0/).

Figures for Manuscript Main Body

Figures

Figure 1: The geographic location of survey respondents

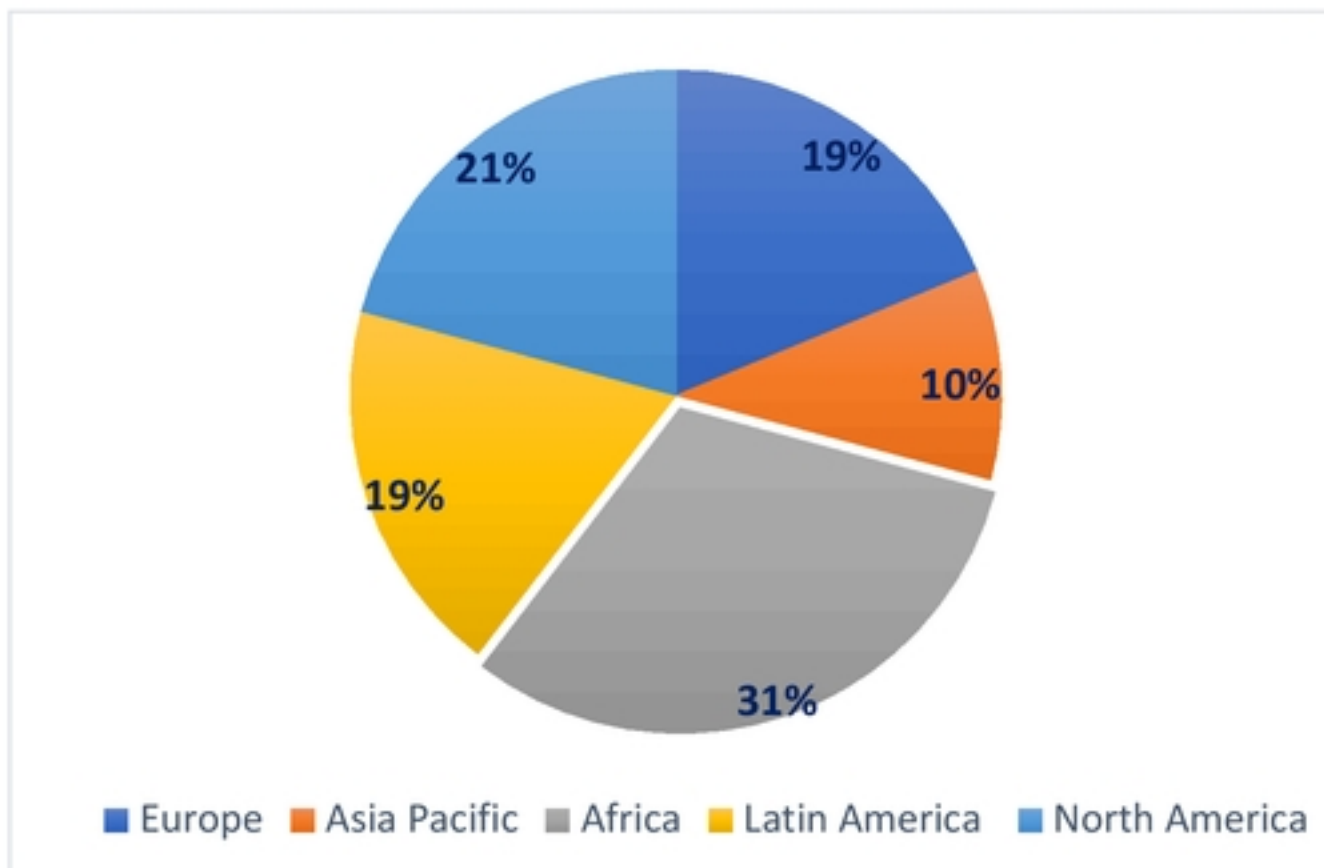
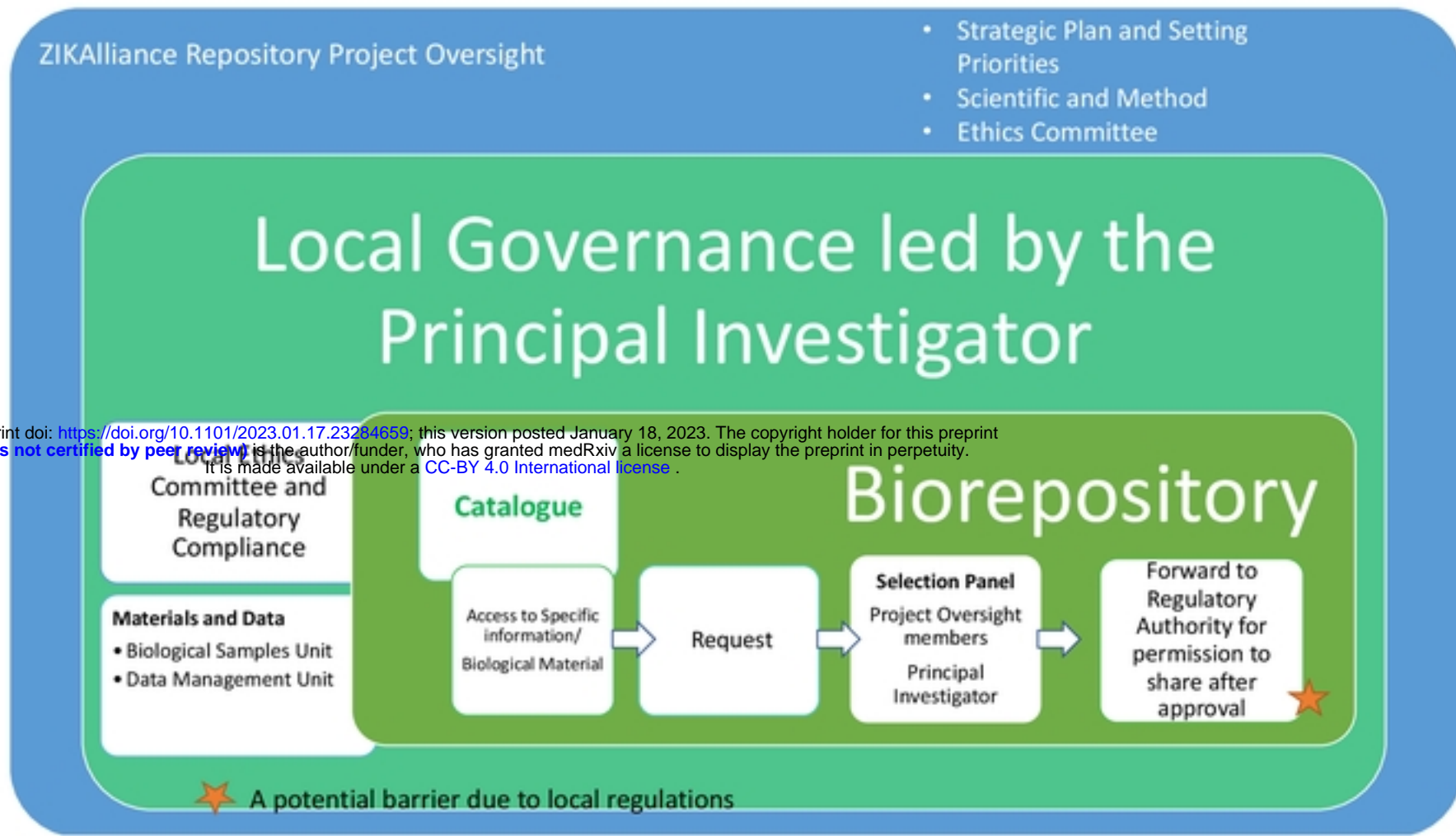


Figure 2. Governance structure of the ZIKAlliance local biorepositories



medRxiv preprint doi: <https://doi.org/10.1101/2023.01.17.23284659>; this version posted January 18, 2023. The copyright holder for this preprint (which was not certified by peer review) is the author/funder, who has granted medRxiv a license to display the preprint in perpetuity. It is made available under a [CC-BY 4.0 International license](https://creativecommons.org/licenses/by/4.0/).

Supportive Information Figure

SI, Figure 1. Logistical diagrams on the governance of locally managed biorepositories

Figure 1A: The Industrial University of Santander, Bucamaranga, Colombia and the Fundação INFOVIDA and Centro de Atención y Diagnóstico de Enfermedades Infecciosas-CDI.

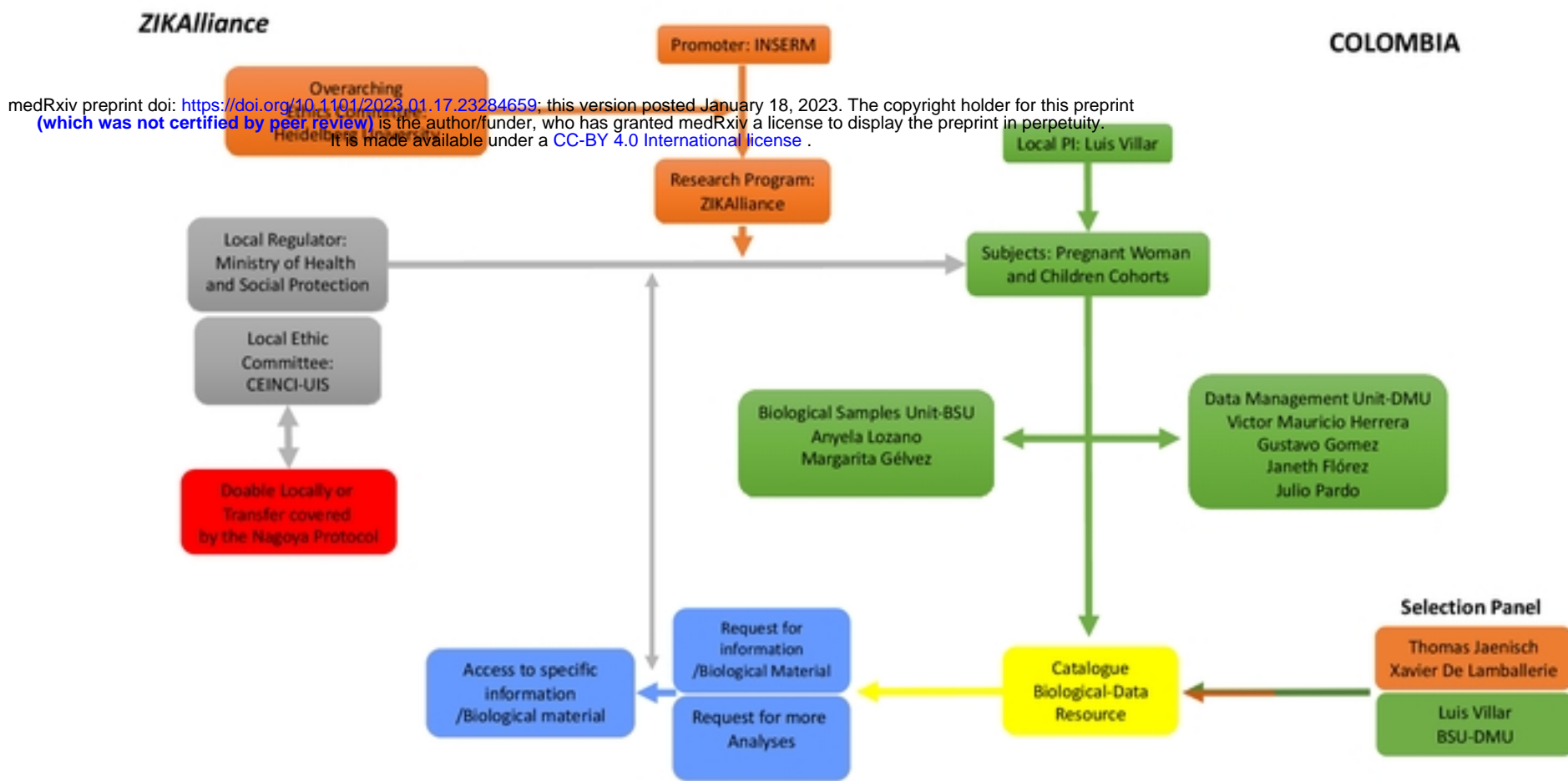


Figure 1B: Cayetano Heredia University, Lima, Peru

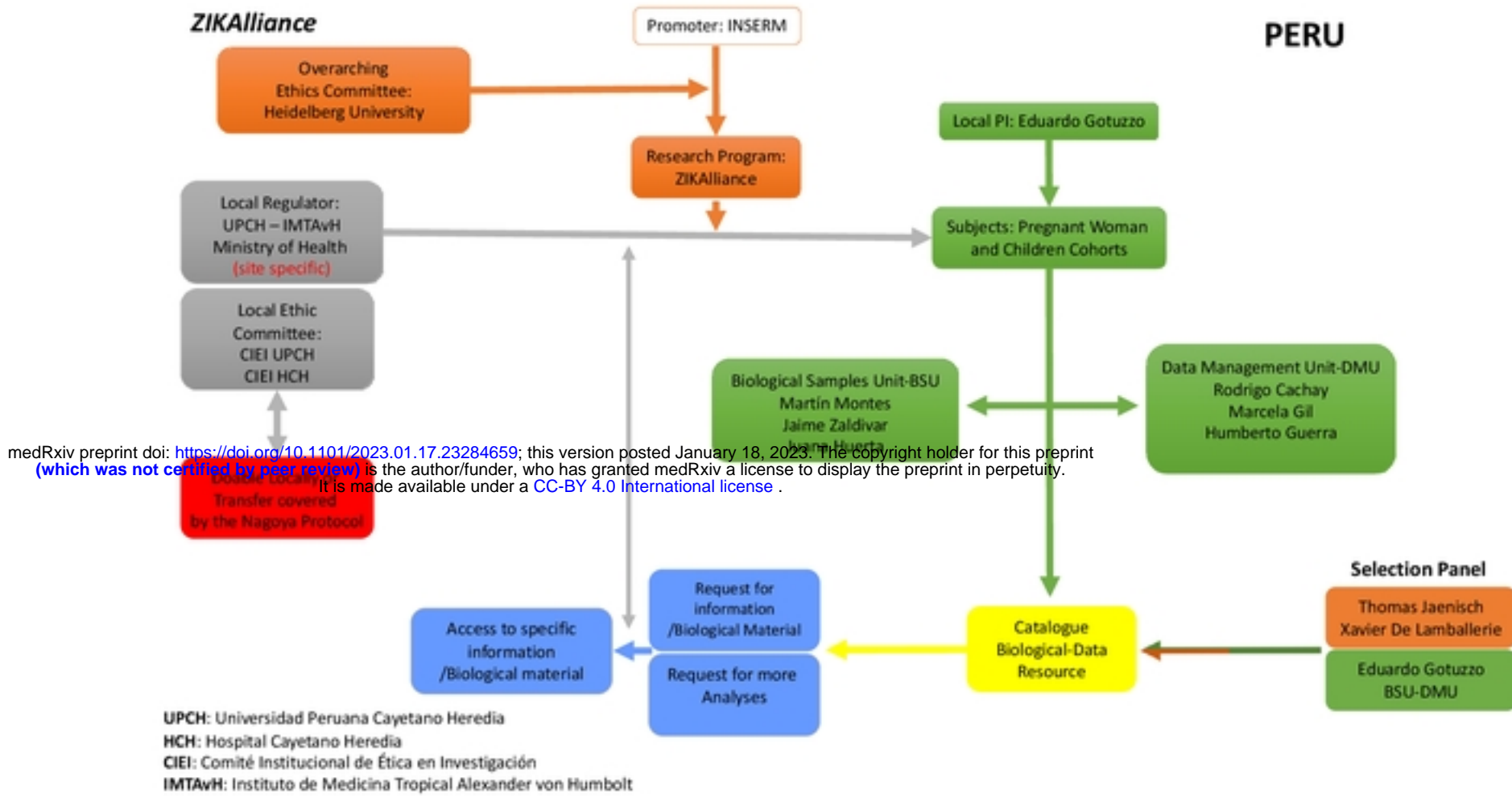
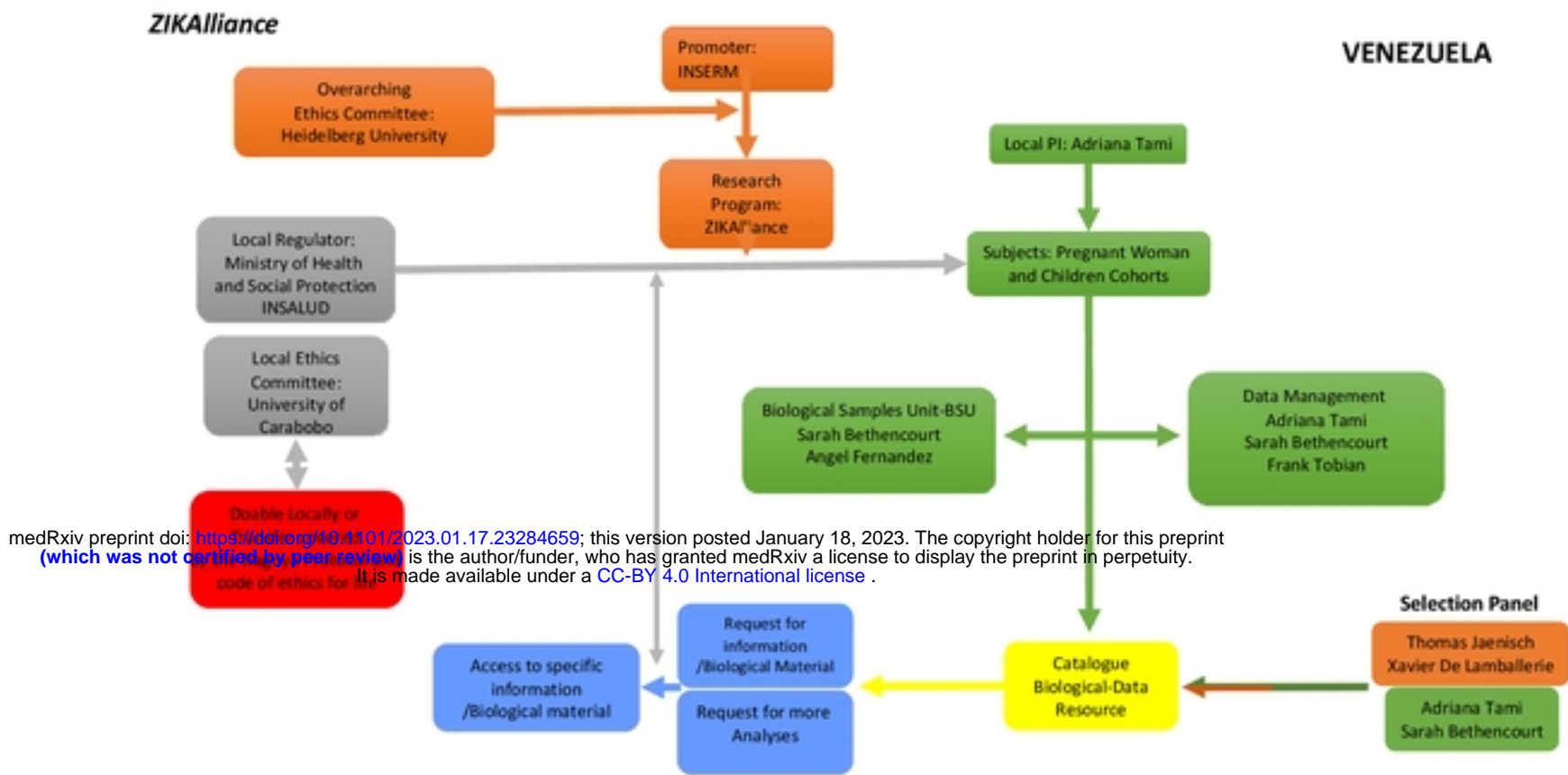


Figure 1C: University of Carabobo, Valencia, Venezuela



medRxiv preprint doi: <https://doi.org/10.1101/2023.01.17.23284659>; this version posted January 18, 2023. The copyright holder for this preprint (which was not certified by peer review) is the author/funder, who has granted medRxiv a license to display the preprint in perpetuity. It is made available under a [CC-BY 4.0 International license](https://creativecommons.org/licenses/by/4.0/).